

wright • line **Side Cable Management Channel**
technical environment solutions

SIDE CABLE MANAGEMENT CHANNEL

Note: The Side Cable Management Channel may be assembled to the Vertical Cable Management Channel or to the side of a rack.

PART INVENTORY – 4PR29FBM SIDE CABLE MANAGEMENT CHANNEL

- (1) Side Cable Management Channel
- (4) #10-24 x 3/8" Phillips Head Self Tapping Screws
- (4) 1/4-20 Hex Head Self Tapping Screws
- (4) 5/16" I.D. x 1-1/4" O.D. Washers

TOOLS REQUIRED (not supplied)

- (1) Phillips Head Screw Driver
- (1) 3/8" Socket Wrench

Assembling a Side Cable Management Channel to a Vertical Cable Management Channel:

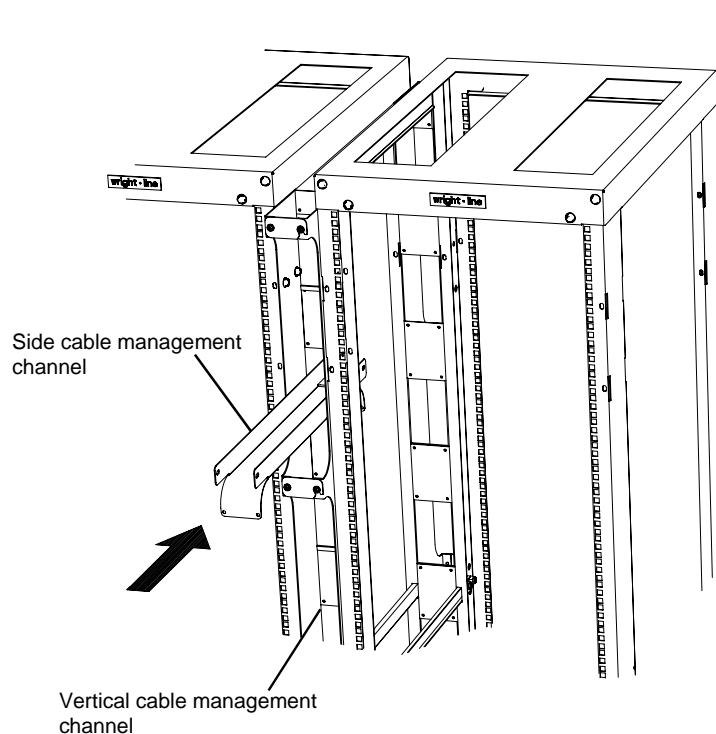


Figure 1

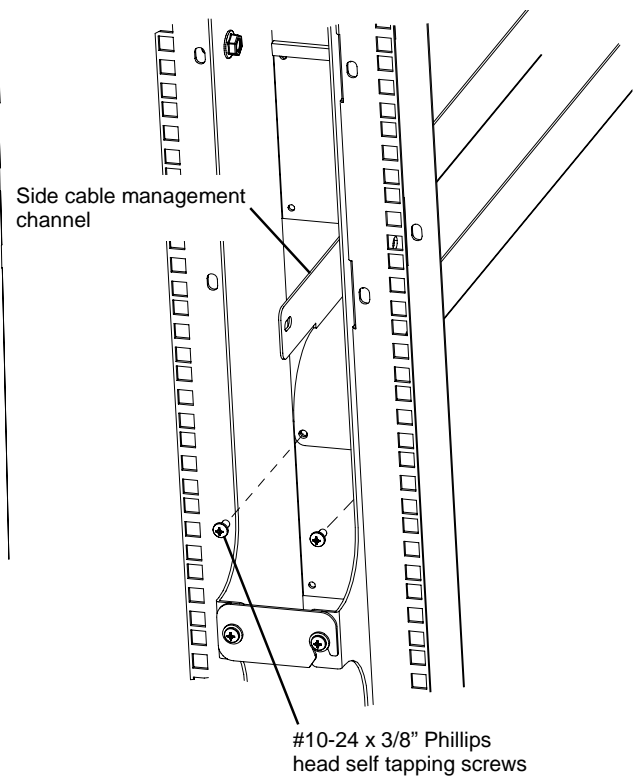


Figure 2

wright • line **Side Cable**
technical environment solutions **Management Channel**

Assembling a Side Cable Management Channel to the side of a rack:

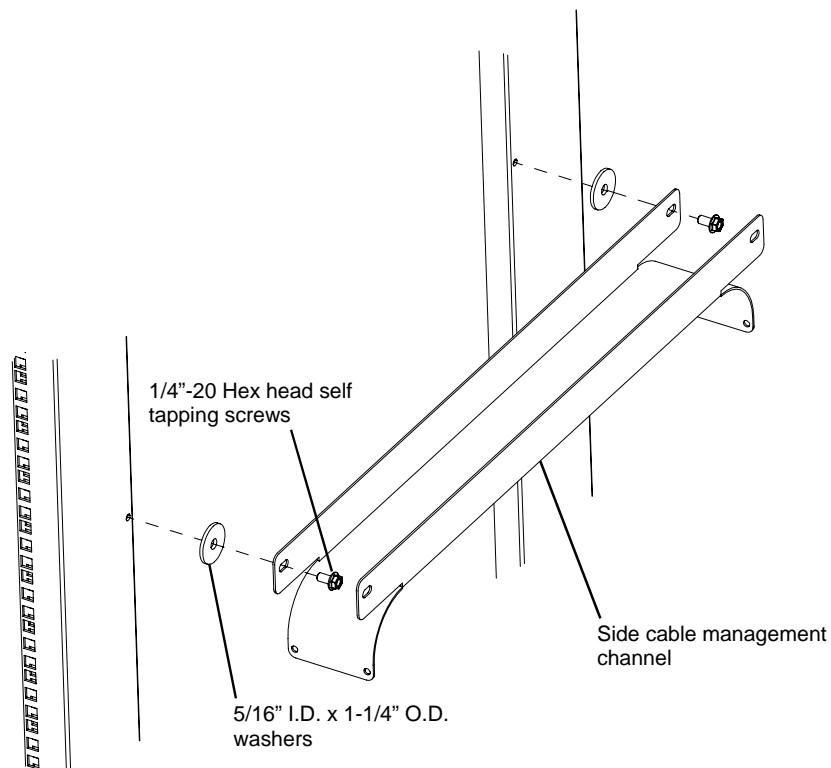


Figure 3