



A WATTS Brand

S19274HDB, S19274HWB, S19274JDB, S19274JWB Barrier-Free Swing-Down Halo Eye and Eye/Face Wash Units

- Halo™ Delivers the Most Effective Eye/Face Washdown Coverage and Spray Pattern
- Exceeds American National Standard Z358.1 Specifications
- Durable, Ceramic Valve
- Precise 20° Swing-Down Activation
- Durable Anti-Rotational Deck-Mount or Wall-Mount Units
- Chrome-Plated Brass on Exposed Pipe and Fittings
- Fully-Assembled and Factory-Tested Eyewash or Eye/Face Wash with Hinged Dust Covers
- Universal Identification Sign and Inspection Tag Included
- Halo is Covered by One or More of the Following Patents: 9,700,484; 9,314,398; D662220; D673298; D662605; D685920. Other Patents Pending.

Specifications

Barrier-free design makes this eye and eye/face wash fully accessible to people with physical disabilities. Unit design saves space and fits easily into any work environment. Halo eyewash or eye/face wash provides effective wash down coverage and spray pattern. Integral strainer reduces debris in the water and also prevents clogging. Units operate quickly by pulling swing arm down 90° over sink. Both deck-mount and wall-mount designs are available. New vandal resistant ceramic valve limits wear and tear on moving parts, providing dependability and long lasting performance. Safe, steady water flow under varying water supply conditions from 30-90 PSI is assured by integral flow control.



This plumbing fixture is not intended to dispense water for human consumption through drinking or for preparation of food or beverages.

Standard Equipment

Eyewash

The Halo eyewash system offers a high performance rinsing platform that provides rapid relief to an individual's eyes that have been injured by chemicals or particulate. The eyewash includes an integral 5.1 gpm flow control providing water at a safe velocity while maintaining its effectiveness (exceeds minimum water flow of 0.4 GPM at 30 PSI). Safe, steady water flow under varying water supply conditions from 30-90 PSI is assured by integral flow control in the sprayhead assembly.

Eye/Face Wash

The Halo eye/face wash system offers a high performance rinsing platform that provides rapid relief to an individual's eyes and face that have been injured by chemicals or particulate. This system provides the most complete face wash available in the market. The eye/face wash includes an integral 5.1 gpm flow control providing water at a safe velocity while maintaining its effectiveness (exceeds minimum water flow of 3.0 GPM at 30 PSI). Safe, steady water flow under varying water supply conditions from 30-90 PSI is assured by integral flow control in the sprayhead assembly.

Valve

Ceramic ½" NPT stay-open valve. The ceramic discs provide a precise 20° activation and deactivation angle, minimizing excessive splashing when the unit is activated.

Pipe and Fittings

Chrome-plated brass.

Water Supply

½" NPT.



S19274HDB and S19274HWB



S19274JDB and S19274JWB

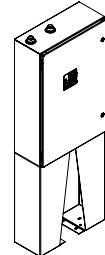

Model	Description
S19274HDB	Barrier-Free Deck-Mount Swing-Down Halo Eyewash Unit
S19274HWB	Barrier-Free Wall-Mount Swing-Down Halo Eyewash Unit
S19274JDB	Barrier-Free Deck-Mount Swing-Down Halo Eye/Face Wash Unit
S19274JWB	Barrier-Free Wall-Mount Swing-Down Halo Eye/Face Wash Unit
S19-2000	Navigator EFX8 - Emergency Thermostatic Mixing Valve

Tepid Water Options

[Navigator S19-2000 EFX8
Emergency Thermostatic Mixing Valve](#)

[Keltech CLE-Series
Tankless Water Heater](#)

NAVIGATOR



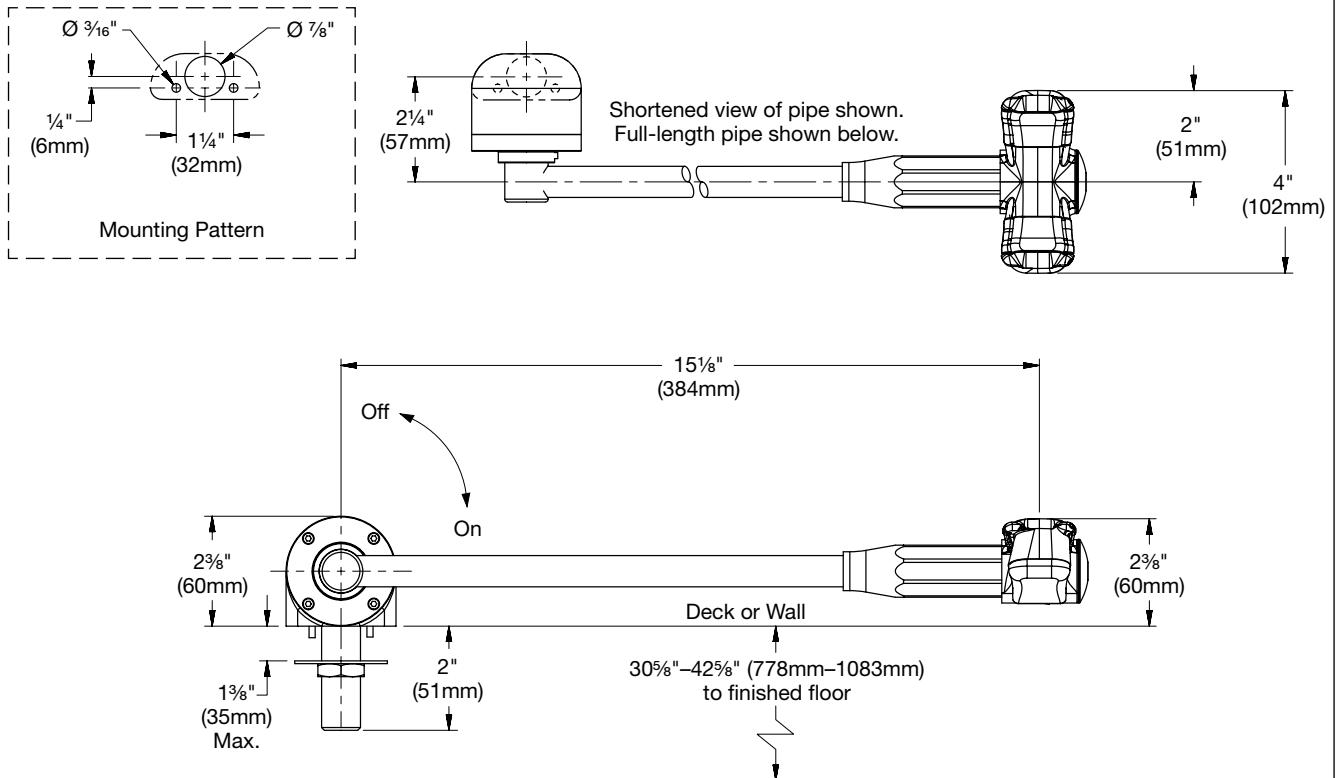
Satisfies ANSI/ISEA Z358.1 tepid water requirements.



A WATTS Brand

S19274HDB, S19274HWB, S19274JDB, S19274JWB Barrier-Free Swing-Down Halo Eye and Eye/Face Wash Units

Dimensions — S19274HDB, S19274HWB (deck-mounted unit shown)





A WATTS Brand

S19274HDB, S19274HWB, S19274JDB, S19274JWB Barrier-Free Swing-Down Halo Eye and Eye/Face Wash Units

Dimensions — S19274JDB, S19274JWB (deck-mounted unit shown)

