



A WATTS Brand

# S19274HD, S19274HDR, S19274HW, S19274HWR, S19274JD, S19274JW

## Swing-Down Halo Eye and Eye/Face Wash Units

- Halo™ Delivers the Most Effective Eye/Face Washdown Coverage and Spray Pattern
- Exceeds American National Standard Z358.1 Specifications
- Durable, Ceramic Valve
- Precise 20° Swing-Down Activation
- Durable Anti-Rotational Deck-Mount or Wall-Mount Units
- Chrome-Plated Brass on Exposed Piping and Fittings
- Fully-Assembled and Factory-Tested Eyewash or Eye/Face Wash with Hinged Dust Covers
- Universal Identification Sign and Inspection Tag Included
- Halo is Covered by One or More of the Following Patents: 9,700,484; 9,314,398; D662220; D673298; D662605; D685920. Other Patents Pending.

### Specifications

Unit design saves space and fits easily into any work environment. Halo eyewash or eye/face wash provides effective wash down coverage and spray pattern. Integral strainer reduces debris in the water and also prevents clogging. Units operate quickly by pulling swing arm 90° over sink. Both deck-mount and wall-mount units are available. New vandal resistant ceramic valve limits wear and tear on moving parts, providing dependability and long lasting performance. Safe, steady water flow under varying water supply conditions from 30-90 PSI is assured by integral flow control.



*This plumbing fixture is not intended to dispense water for human consumption through drinking or for preparation of food or beverages.*

### Standard Equipment

#### Eyewash

The Halo eyewash system offers a high performance rinsing platform that provides rapid relief to an individual's eyes that have been injured by chemicals or particulate. The eyewash includes an integral 5.1 gpm flow control providing water at a safe velocity while maintaining its effectiveness (exceeds minimum water flow of 0.4 GPM at 30 PSI). Safe, steady water flow under varying water supply conditions from 30–90 PSI is assured by integral flow control in the sprayhead assembly.

#### Eye/Face Wash

The Halo eye/face wash system offers a high performance rinsing platform that provides rapid relief to an individual's eyes and face that have been injured by chemicals or particulate. This system provides the most complete face wash available in the market. The eye/face wash includes an integral 5.1 gpm flow control providing water at a safe velocity while maintaining its effectiveness (exceeds minimum water flow of 3.0 GPM at 30 PSI). Safe, steady water flow under varying water supply conditions from 30-90 PSI is assured by integral flow control in the sprayhead assembly.

#### Valve

Ceramic ½" NPT stay-open valve. The ceramic discs provide a precise 20° activation and deactivation angle, minimizing excessive splashing when the unit is activated.

#### Pipe and Fittings

Chrome-plated brass.

#### Water Supply

½" NPT.



**S19274HD, S19274HDR,  
S19274HW and S19274HWR**



**S19274JD and S19274JW**

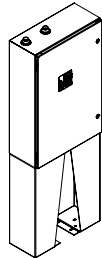

Model	Description
S19274HD	Deck-Mount Swing-Down Halo <b>Eyewash</b> Unit
S19274HDR	Deck-Mount Swing-Down Halo <b>Eyewash</b> Unit, Reduced Length
S19274HW	Wall-Mount Swing-Down Halo <b>Eyewash</b> Unit
S19274HWR	Wall-Mount Swing-Down Halo <b>Eyewash</b> Unit, Reduced Length
S19274JD	Deck-Mount Swing-Down Halo <b>Eye/Face Wash</b> Unit
S19274JW	Wall-Mount Swing-Down Halo <b>Eye/Face Wash</b> Unit
S19-2000	Navigator EFX8 - Emergency Thermostatic Mixing Valve

### Tepid Water Options

[Navigator S19-2000 EFX8  
Emergency Thermostatic Mixing Valve](#)

[Keltech CLE-Series  
Tankless Water Heater](#)

**NAVIGATOR**



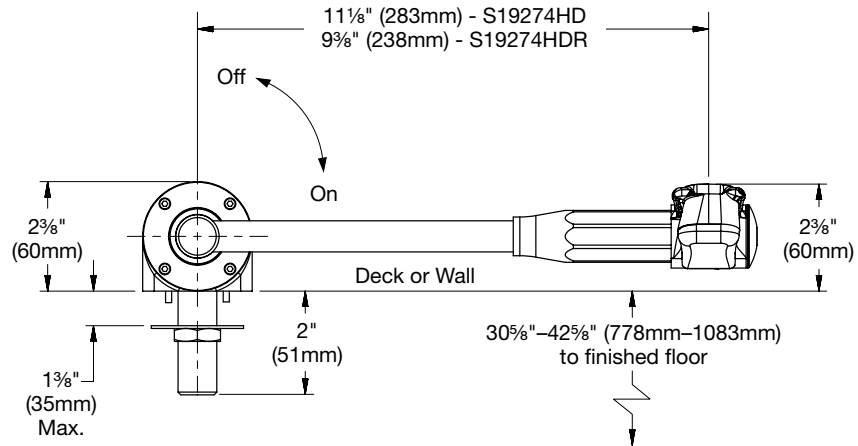
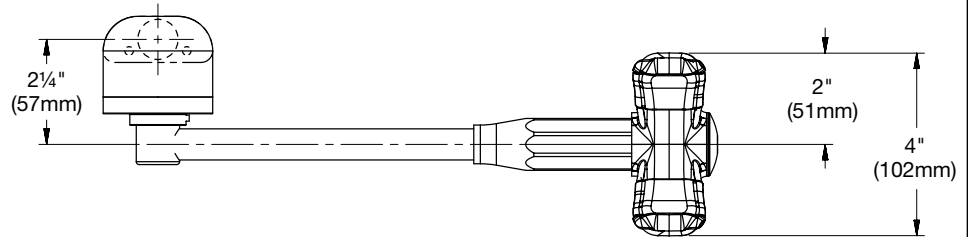
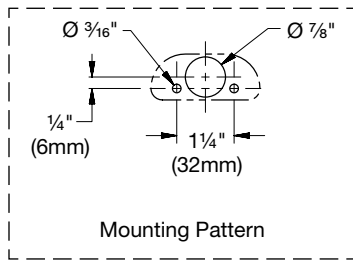
Satisfies ANSI/ISEA Z358.1 tepid water requirements.



A WATTS Brand

# S19274HD, S19274HDR, S19274HW, S19274HWR, S19274JD, S19274JW Swing-Down Halo Eye and Eye/Face Wash Units

## Dimensions — S19274HD, S19274HDR and S19274HW (deck-mounted unit shown)





A WATTS Brand

# S19274HD, S19274HDR, S19274HW, S19274HWR, S19274JD, S19274JW Swing-Down Halo Eye and Eye/Face Wash Units

## Dimensions — S19274JD, S19274JW (deck-mounted unit shown)

