



A WATTS Brand

S19-2250 (EFX50) Emergency Fixture Thermostatic Mixing Valves

- Exceeds ANSI Z358.1
- ASSE 1071 Certified
- Reliable Liquid-Filled Thermostat with 10-Year Warranty
- Integral Strainer Checkstops on Inlets
- Adjustable Set Point within Temperature Range
- Accurate Temperature Control to within $\pm 3^{\circ}$ F
- Built-in Cold Water Bypass, Assuring Cold Flow
- Positive Shutoff of Hot Supply When Cold Supply is Lost
- Easy Installation and Serviceability
- Dirt and Lime Resistant
- Dial Thermometer
- Factory Assembled and Tested
- Universal Mounting Capability
- Cabinet Features:
 - 18 Gauge Body & Door
 - Left-Hand Hinge
 - Cylinder Lock
 - Inlet/Outlet Knock-Out Holes for Mounting Flexibility
 - Stainless Steel or Baked White Enamel Finishes
 - Surface-Mounted or Recessed Style

Valve Specifications

Maximum Operating Pressure

125 PSI (860 kPa)

Maximum Inlet Temperature

180° F (82° C)

Recommended Inlet Temperature

120° F (49° C) – 140° F (60° C)

Temperature Range

Std. 65° F (18° C) to 90° F (32° C) **Set Point** 85° F (29° C)

Flow Capacities – GPM

Model	Min. Flow	Pressure Drop – PSI						
		5	10	15	20	30	45	60
S19-2250	3.0	19.3	32.0	40.5	47.5	61.6	72.8	84.0

Cold water bypass per ASSE 1071 at 30 PSID: 44.2 GPM

Flow Capacities – L/Min

Model	Min. Flow	Pressure Drop – Bar						
		.5	1.0	1.5	2.0	2.5	3.0	4.0
S19-2250	11.5	74.8	124.0	157.0	184.1	233.2	282.1	325.5

Cold water bypass per ASSE 1071 at 2.1 Bar: 167.3 L/Min



This plumbing fixture is not intended to dispense water for human consumption through drinking or for preparation of food or beverages.

Code Compliance and Certifications

ASSE 1071 & UPC certified.



Engineer's Approval _____



S19-2250

Valve Model

Model	Description
S19-2250	Emergency Fixture Thermostatic Mixing Valve

Configurable Valve Model (select one)

Model	Description
EFX50	EFX50 Thermostatic Mixing Valve with Options
CAB-EFX50	EFX50 Thermostatic Mixing Valve Cabinet Only

Optional Valve Selections

Finish	
R	Rough Brass (standard)
C	Chrome Plated
Bracket	
B	Wall Mounting Bracket
O	None
Piped Assembly	
P	Piped Assembly with Inlet and Outlet Shutoff
N	Piped Assembly only
O	None

Optional Cabinet Selections

Cabinets (includes bracket)	
SS*	Surface Mount Stainless Steel
RS*	Recessed Stainless Steel
SE*	Surface Mount White Enamel
RE*	Recessed White Enamel
O*	None
Window	
W	Plexi-Glass Window in Door
O	None

*Requires piped assembly

Application

[Combination Fixtures](#)

Complies with ANSI/
ISEA Z358.1



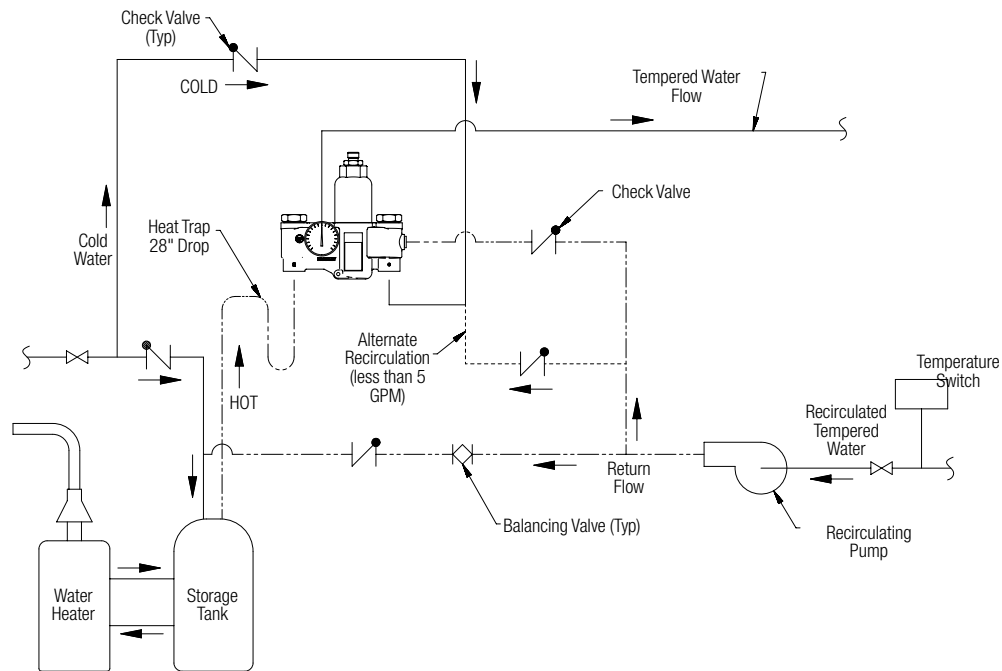


A WATTS Brand

S19-2250 (EFX50) Emergency Fixture Thermostatic Mixing Valves

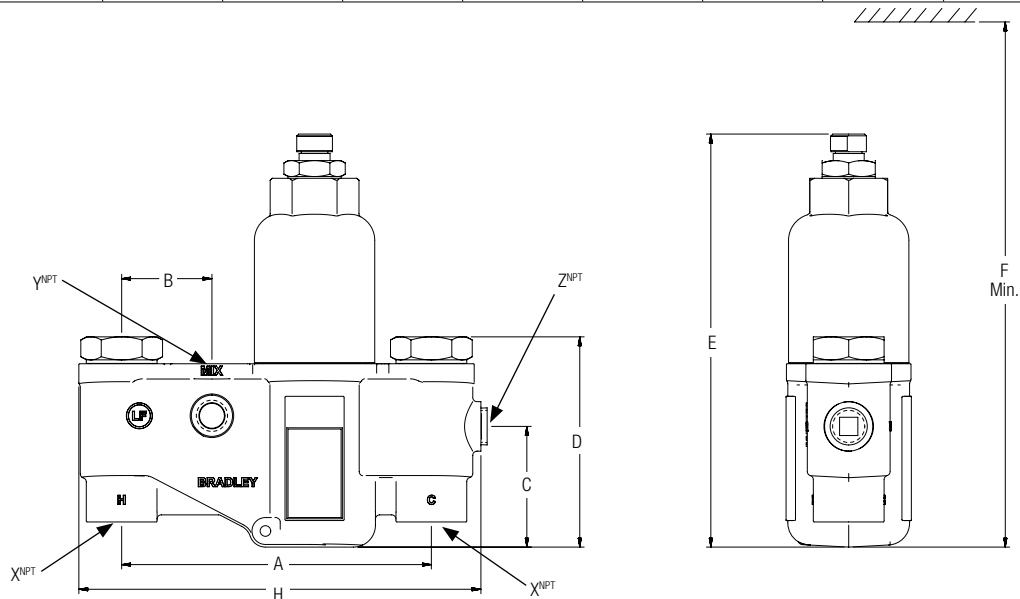
Recirculation Diagram

(mm)



Dimensions

Model	A	B	C	D	E	F	G	H	X ^{NPT}	Y ^{NPT}	Z ^{NPT}
S19-2250	8-3/4" (224)	2-1/2" (64)	3-1/2" (89)	6" (151)	11-3/4" (296)	19" (483)	3-5/8" (91)	11-3/8" (290)	1"	1-1/4"	3/4"



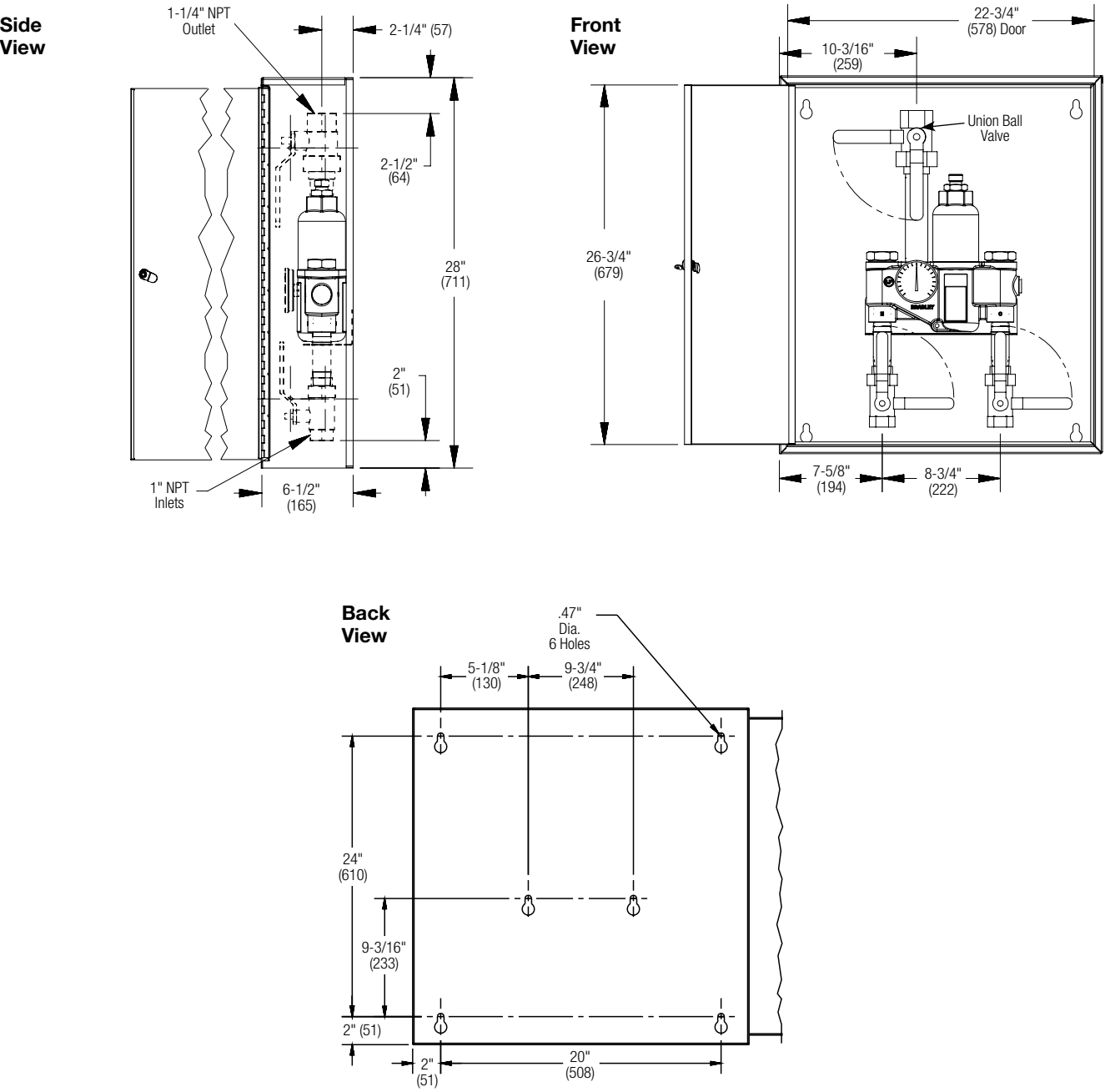


A WATTS Brand

S19-2250 (EFX50) Emergency Fixture Thermostatic Mixing Valves

Dimensions — Surface-Mounted Cabinet

(mm)





A WATTS Brand

S19-2250 (EFX50) Emergency Fixture Thermostatic Mixing Valves

Dimensions — Recessed Cabinet

(mm)

