



A WATTS Brand

3B1-11 Series

Elvari™ Surface-Mounted Waste Receptacle

Key Features

- High quality and modern style complements other [Elvari™ products](#)
- Advanced weld construction
- Pill-shape design
- Bag retention ring included
- Removable or fixed mounting options

Capacity

Small Capacity: 10 gallon

Medium Capacity: 14 gallon

Large Capacity: 18 gallon

Guide Specification

Surface-mounted waste receptacle. High quality and style. 20-gauge, 300 series stainless steel in a brushed #3 satin finish or optional electrocoat finishes. Welded, pill-shape construction. Bag retention ring holds liners in place and can serve as a handle.

Overall Dimensions – Small Capacity:

13-5/16" H x 17" W x 12-3/4" D (338mm x 432mm x 324mm)

Overall Dimensions – Medium Capacity:

18-13/16" H x 17" W x 12-3/4" D (478mm x 432mm x 324mm)

Overall Dimensions – Large Capacity:

23-5/16" H x 17" W x 12-3/4" D (592mm x 432mm x 324mm)

MasterFormat Title: Commercial Toilet Accessories

MasterFormat Number: 10 28 13.13

OmniClass Title: Toilet and Bath Specialties

OmniClass Code: 23.31.25.00

Product Compliance

Complies with

- The Americans with Disabilities Act (ADA)
- ANSI/ICC A117.1 - Accessible and Usable Buildings & Facilities



Listed by UL Environment to

- GreenGuard Gold



Orders composed of products indicated as **BradEX®** will be available to ship in three days after receipt of order at the factory. There is no pricing penalty for this service from Bradley.

Verify all rough-in dimensions prior to installation.

Page 1 of 2

1/31/2024

This information is subject to change without notice.

Bradley_WasteReceptacle_3B1-11_Series

[View Latest Version](#)



Model 3B1-1136 shown
(Large Capacity)

Finishes



Click on any color swatch to view as a larger image.



Brushed Black*



Brushed Brass*



Brushed Bronze*



Brushed Nickel*



Brushed Stainless*



Satin Stainless

*Electrocoat Finishes, see Optional Electrocoat Finishes section on page 2.



Consult local and national accessibility codes for proper installation guidelines. Conformity and compliance with local and national codes is the responsibility of the installer.

For information on Warranties, Maintenance and BAA/ARRA Compliance, visit our website at: bradleycorp.com/washroom-accessories-products

© 2024 Bradley

P.O. Box 309, Menomonee Falls, WI 53052-0309

800 BRADLEY (800 272 3539) +1 262 251 6000

bradleycorp.com



A WATTS Brand







3B1-11 Series

Elvari™ Surface-Mounted Waste Receptacle

Optional Electrocoat Finishes

Bradley offers an exclusive, proprietary electrocoat color process on the Elvari waste receptacle models. Unlike powder coating, color is applied to the entire stainless steel part using a submersion process with electrically charged particles. This process results in a precise film thickness across all surfaces, allowing the grain of the stainless steel to show through.

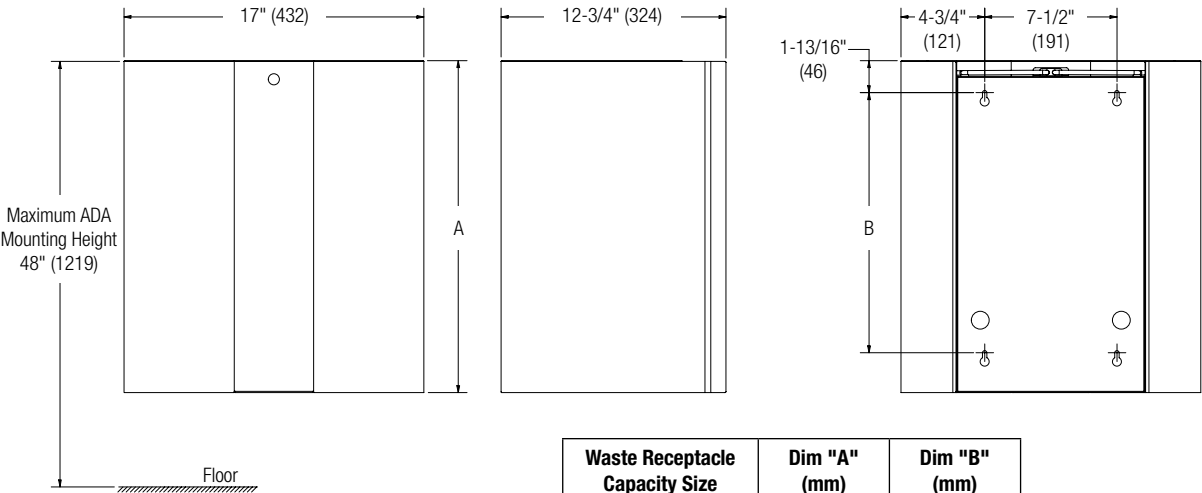
Electrocoat provides complete coverage to the part and has environmental advantages such as no or low-VOC and HAPs (Hazardous Air Pollutants), heavy metal-free products, and minimum waste discharge. Bradley's electrocoat is durable and easy to clean as well as fingerprint, stain and corrosion resistant. A UV light stabilizer additive enhances resistance to weathering and color fade. Products are performance tested for adhesion following ASTM D3359-22 and impact resistance following ASTM D2794.

Model (Must select one)	
3B1	Elvari Waste Receptacle
Standard Selections (Must select one from each category)	
Mounting Type (select one)	
11	Surface Mounted
Capacity Type (select one)	
34	Small
0	Medium
36	Large
Waste Receptacle Finish Type (Must select one)	
BB	 Brushed Black
BR	 Brushed Brass
BZ	 Brushed Bronze
BN	 Brushed Nickel
BS	 Brushed Stainless
SS	 Satin Stainless ¹

¹ Model available with **BradEX**® expedited shipping.

Dimensions

(mm)



Waste Receptacle Capacity Size	Dim "A" (mm)	Dim "B" (mm)
Small	13-5/16" (338)	9-1/4" (235)
Medium	18-13/16" (478)	14-3/4" (375)
Large	23-5/16" (592)	19-1/4" (489)

Orders composed of products indicated as **BradEX**® will be available to ship in three days after receipt of order at the factory. There is no pricing penalty for this service from Bradley.

Verify all rough-in dimensions prior to installation.