



A WATTS Brand

Mounted Overhead-Braced Restroom Partitions

Phenolic Privacy Partitions — Series 400 – Sentinel™

This is the most popular style of partitions. It is attached to the floor and stabilized at the top of the pilaster using anti-grip headrail. Floor-mounted, overhead-braced material is recommended for heavy traffic or vandalism prone areas. It requires a minimum 3" concrete floor for anchoring.

Phenolic Privacy Partition Series Features

- Includes No-Site™ design as standard eliminating gaps between doors and pilasters
- Preinstalled threaded inserts on doors and pilasters reducing installation time
- Rabbed edge on hinge and latch side providing flush finish and full privacy
- Indicator latches are standard
- Available in 9 new colors
- Extended height panels available as a stacked panel with an H-bracket

Construction

Solid phenolic black core is composed of compressed cellulose fibers impregnated with resins. The surface laminate is fused to the resin-impregnated core. All edges are black, machined and finished smooth with a 45-degree chamfered edge. Doors and pilasters include a built-in, No-Site feature that eliminates sight lines into the stall. Materials will not delaminate even under extreme conditions. Materials are non-absorbent, impact, and graffiti resistant. Materials are impervious to steam, soaps, and detergents and will not mildew.

Panels

Panels are ½" thick, constructed from solid phenolic core.

Doors

Doors are ¾" thick, constructed from solid phenolic core with factory installed inserts for attaching the hinges.

Pilasters

Pilasters are ¾" thick, constructed from solid phenolic core. Hinged pilasters come with factory installed inserts for attaching the hinges. They are secured through the face of the shoe using Torx-head thru-bolts. 5/16" lag screw(s) (provided in shoe kit) can be added to the floor edge of the pilaster for leveling.

Hardware

Bradley standard hardware is constructed from cast stainless steel with a satin brushed finish or stamped stainless steel (door hinge and indicator latch). Components are provided with all hardware and stainless steel Torx-head fasteners to complete an installation on applications with concrete floors and masonry block walls.

Door Hardware

Surface mounted hinges are secured to the door and pilaster using factory installed inserts and Torx-head screws. Surface-mounted, indicator slide latch with emergency egress requires no twisting motion and complies with all Federal ADA guidelines. Keeper is mounted to the pilaster using stainless steel Torx-head screws. Doors 32" wide or less are provided with a combination coat hook/bumper. Doors 34", 35" and 36" wide are provided with an individual coat hook, door bumper, and door pulls. Theft-resistant fasteners are supplied with all hardware.



Brackets

Stirrup-type, single-ear, double-ear, and U-brackets are provided.

Headrail

Etched and anodized aluminum headrail is extruded with an anti-grip profile. It clamps over the pilaster and secures at the wall with plastic brackets.

Shoes

Shoes are 1-piece, 4" high, 300 Series stainless steel with #4 satin brushed finish and are secured to the floor with Torx-head screws.

Product Compliance

Complies with

- ADA
- ICC/ANSI 117.1
- TAS



Listed by UL Environment to

- GreenGuard Gold



Serves the American Disabilities Act, ICC/ANSI 117.1, and California Title 24 and Texas Accessibility Standards guidelines, when installed according to these requirements. Consult local codes and standards.

Verify all rough-in dimensions prior to installation.

Consult local and national codes. Conformity and compliance to local and national codes is the responsibility of the installer.

Page 1 of 6

2/1/2024

[View Latest Version](#)

This information is subject to change without notice.

Bradley_Partitions_PhenolicNS_OverheadBraced

© 2024 Bradley
P.O. Box 309, Menomonee Falls, WI 53052-0309
800 BRADLEY (800 272 3539) +1 262 251 6000
bradleycorp.com



Mounted Overhead-Braced Restroom Partitions

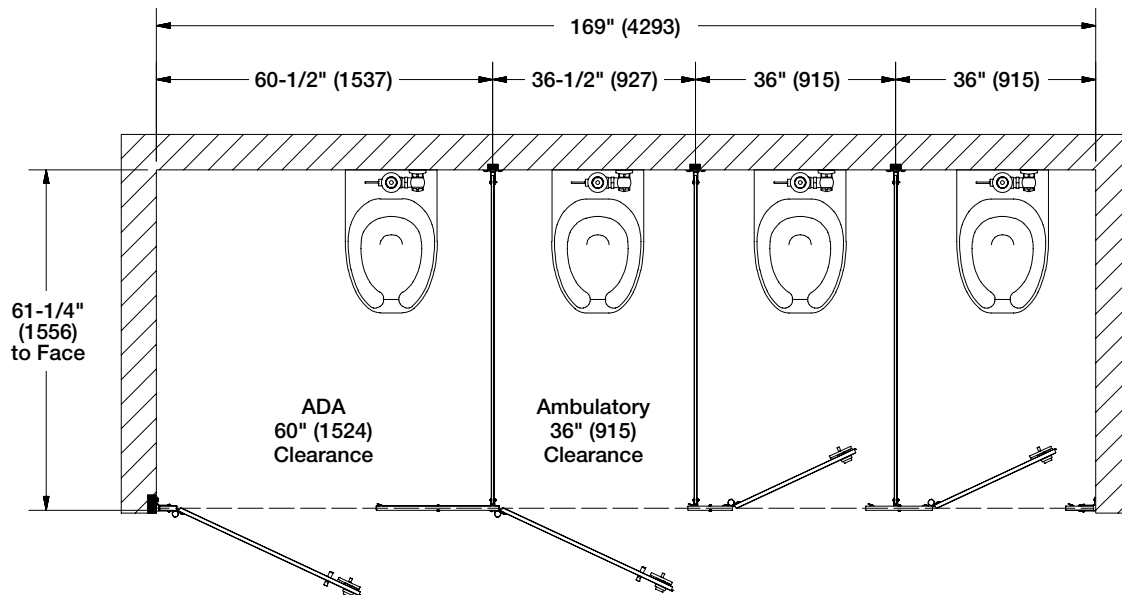
Phenolic Privacy Partitions — Series 400 — Sentinel™

Example of Dimensions for Standard Height – Top View

(mm)

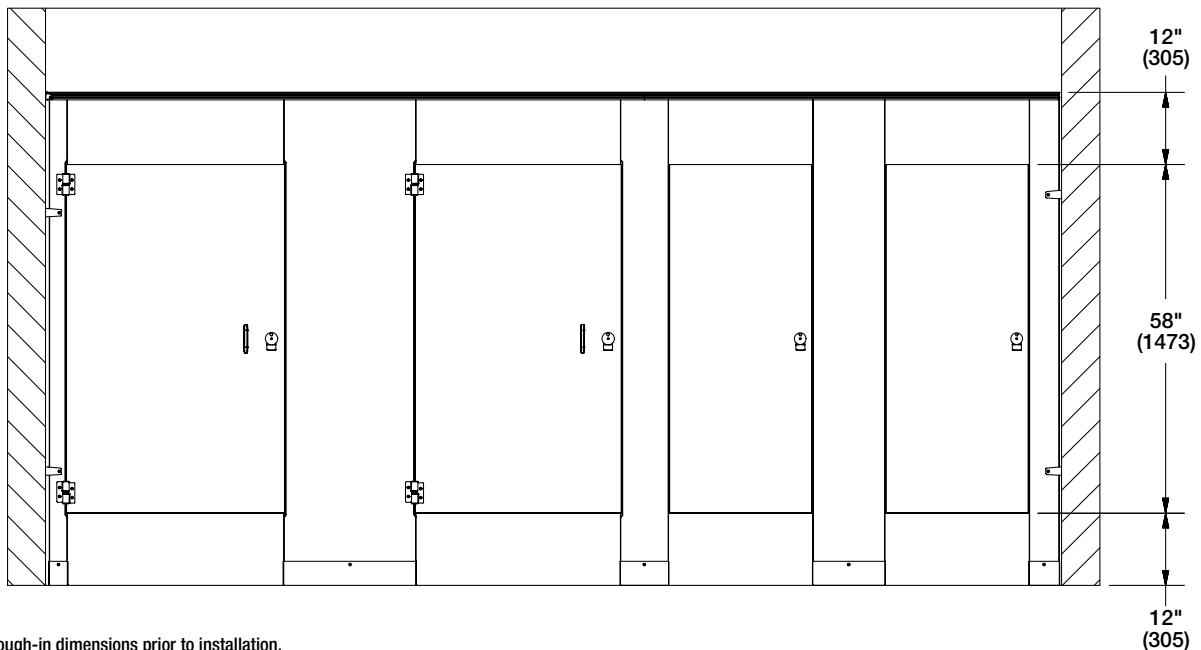


A wide range of stall widths are available.



Example of Dimensions for Standard Height – Front View

(mm)



Verify all rough-in dimensions prior to installation.

Consult local and national codes. Conformity and compliance to local and national codes is the responsibility of the installer.

Page 2 of 6

2/1/2024

[View Latest Version](#)

This information is subject to change without notice.

Bradley_Partitions_PhenolicNS_OverheadBraced

© 2024 Bradley
P.O. Box 309, Menomonee Falls, WI 53052-0309
800 BRADLEY (800 272 3539) +1 262 251 6000
bradleycorp.com



A WATTS Brand

Mounted Overhead-Braced Restroom Partitions

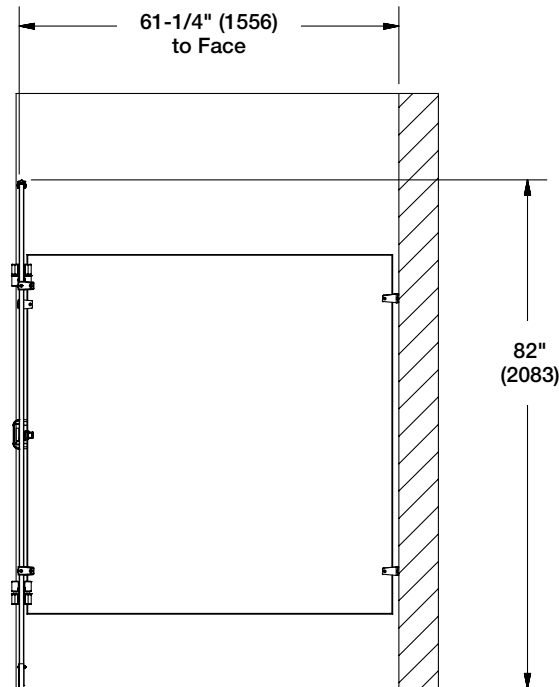
Phenolic Privacy Partitions — Series 400 — Sentinel™

Example of Dimensions for Standard Height – Side View

(mm)



A wide range of stall depths are available.



Verify all rough-in dimensions prior to installation.

Consult local and national codes. Conformity and compliance to local and national codes is the responsibility of the installer.

Page 3 of 6 2/1/2024

This information is subject to change without notice.

Bradley_Partitions_PhenolicNS_OverheadBraced

[View Latest Version](#)

© 2024 Bradley
P.O. Box 309, Menomonee Falls, WI 53052-0309
800 BRADLEY (800 272 3539) +1 262 251 6000
bradleycorp.com



Mounted Overhead-Braced Restroom Partitions

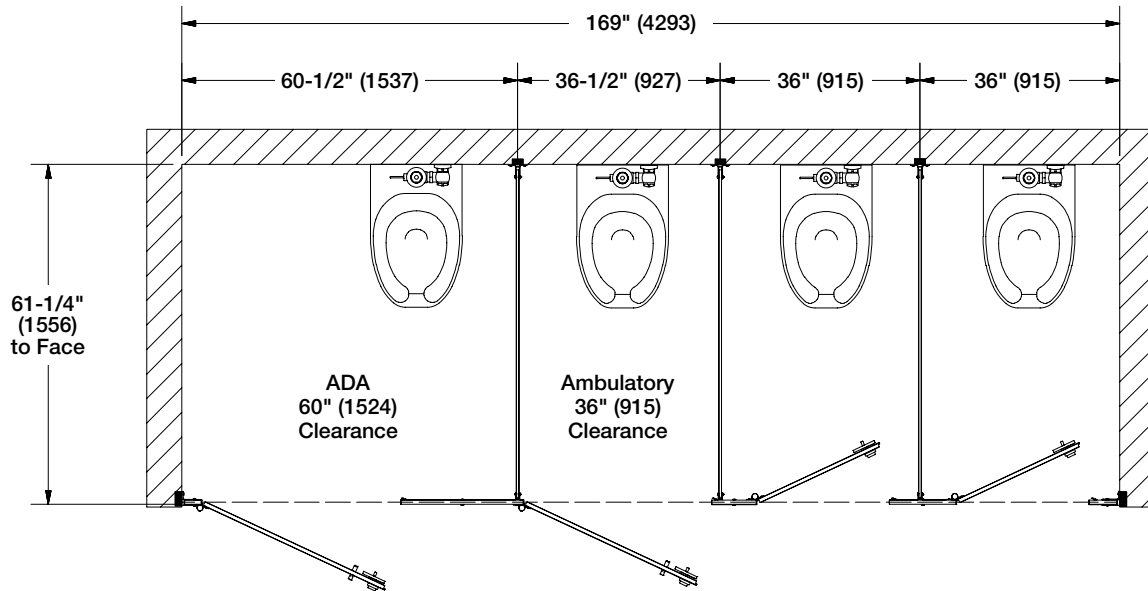
Phenolic Privacy Partitions — Series 400 — Sentinel™

Example of Dimensions for 69"/72" Height – Top View

(mm)

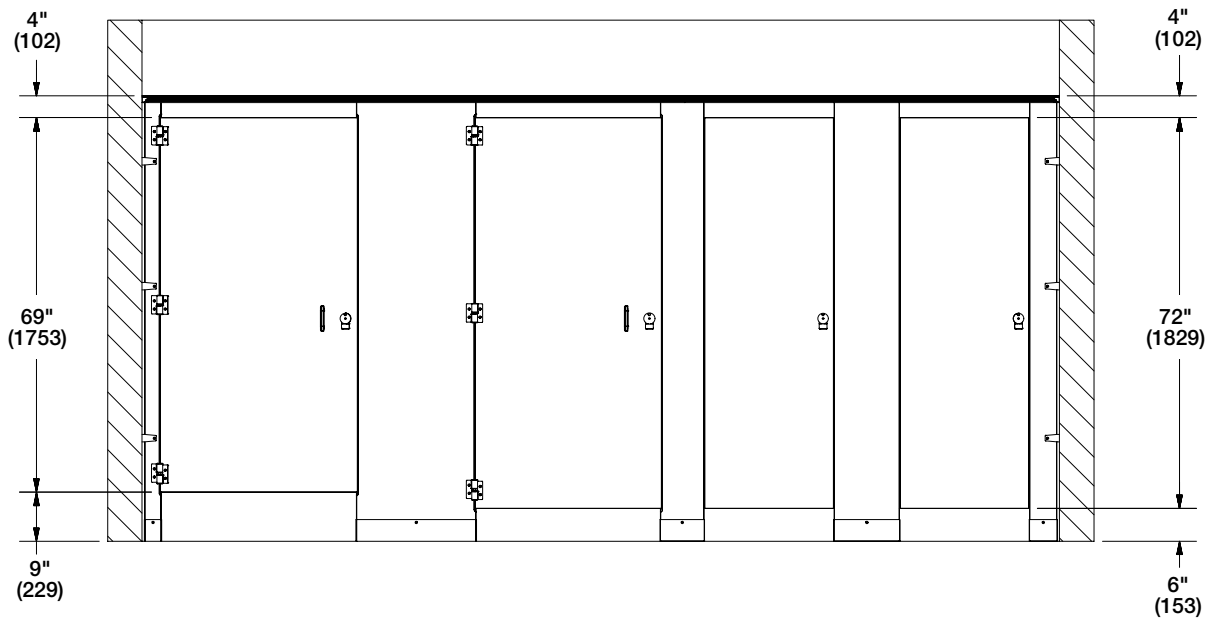


A wide range of stall widths are available.



Example of Dimensions for 69"/72" Height – Front View

(mm)



Verify all rough-in dimensions prior to installation.

Consult local and national codes. Conformity and compliance to local and national codes is the responsibility of the installer.

Page 4 of 6

2/1/2024

[View Latest Version](#)

This information is subject to change without notice.

Bradley_Partitions_PhenolicNS_OverheadBraced

© 2024 Bradley
P.O. Box 309, Menomonee Falls, WI 53052-0309
800 BRADLEY (800 272 3539) +1 262 251 6000
bradleycorp.com



A WATTS Brand

Mounted Overhead-Braced Restroom Partitions

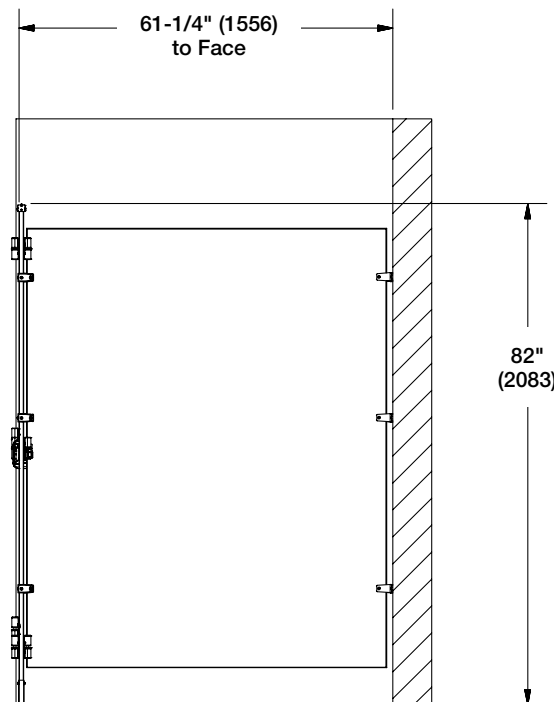
Phenolic Privacy Partitions — Series 400 — Sentinel™

Example of Dimensions for 69"/72" Height – Side View

(mm)



A wide range of stall depths are available.



Verify all rough-in dimensions prior to installation.

Consult local and national codes. Conformity and compliance to local and national codes is the responsibility of the installer.

Page 5 of 6 2/1/2024

This information is subject to change without notice.

Bradley_Partitions_PhenolicNS_OverheadBraced

[View Latest Version](#)

© 2024 Bradley
P.O. Box 309, Menomonee Falls, WI 53052-0309
800 BRADLEY (800 272 3539) +1 262 251 6000
bradleycorp.com



A WATTS Brand

Mounted Overhead-Braced Restroom Partitions

Phenolic Privacy Partitions — Series 400 – Sentinel™

Standard Selections (Must select one from each category)

Colors

NOTE: Click on any swatch to view as a larger image.

Asian Night ¹		Raw Chestnut ¹	
Carbon Ev ¹		Shadow ¹	
Fashion Grey ¹		Sheer Mesh ¹	
Friston Ash ¹		Slate Grey ¹	
Graphite Nebula ¹			

Door Hardware

Stainless Steel Indicator Latch (STD)

Hinges

Stainless Steel Surface-Mounted Hinge (STD)

Brackets

Stainless Steel 2-Stirrup Brackets, 58" Height (STD)
Stainless Steel 3-Stirrup Brackets, 58" Height
Stainless Steel 3-Stirrup Brackets, 69"/72" Height (STD)
Continuous Stainless Steel Brackets

Optional Selections

Miscellaneous

Cutouts

Extra Height

69" H Doors and Panels (all 9" AFF)
72" H Doors and Panels (all 6" AFF)
69" / 72" H Doors and Panels X



Any directional wood grain panel taller or deeper than 58" will run perpendicular to the direction throughout the rest of the partition design. If a panel depth or height exceeds 58", please review for pattern conflicts.

¹ Colors available for 69" or 72" heights using a single panel up to 62" depth.

² ADA stalls will have 69" H doors and panels, 9" AFF. All other stalls in the room will be 72" H, 6" AFF to allow for maximum privacy.

Verify all rough-in dimensions prior to installation.

Consult local and national codes. Conformity and compliance to local and national codes is the responsibility of the installer.

Page 6 of 6 2/1/2024

This information is subject to change without notice.

Bradley_Partitions_PhenolicNS_OverheadBraced

[View Latest Version](#)

© 2024 Bradley
P.O. Box 309, Menomonee Falls, WI 53052-0309
800 BRADLEY (800 272 3539) +1 262 251 6000
bradleycorp.com