



A WATTS Brand

# Product Materials

**FLANGES:** 3" dia. 12-gauge stainless steel.

**ESCUTCHEONS:** 14-gauge stainless steel. One-piece drawn construction with exposed surfaces in architectural satin finish. Snap over flanges to conceal mounting screws.

**TUBING:** 1½" O.D. 18-gauge stainless steel, seamless construction with exposed surfaces in architectural satin finish. Bent ends of tubing pass thru the flanges and are welded for maximum strength. Intermediate supports are contour cut and joined by welding to form an integral part of the grab bar. All exposed welds ground and polished to blend. Mandrel bending process maintains uniform bar diameter. Return provides 1½" standard safety clearance between wall and bar.

# Strength

When properly mounted, all Bradley heavy-duty grab bar systems meet or exceed the requirements of ANSI Standard A117.1, the ADA and ABA Accessibility Guidelines for Buildings and Facilities (ADAAG), and the Uniform Federal Accessibility Standard (UFAS). All 812 grab bars are rated to support up to 250 pounds. Wall must be reinforced in the area of the grab bar in order to support the load it is intended to support.

# Guide Specification

Grab bar shall be fabricated of stain finish stainless steel with concealed mounting flanges in sizes and configurations as indicated. Partition mounting kits are available.

# Installation

For instructions on installation, warnings, and maintenance, please visit [www.bradleycorp.com](http://www.bradleycorp.com).

General-purpose mounting screws are provided; however, installers are advised to use the appropriate fasteners based on the specific substrate to ensure secure mounting.

# Product Compliance

## Complies with

- ADA
- ADAAG
- ICC ANSI A117.1
- UFAS

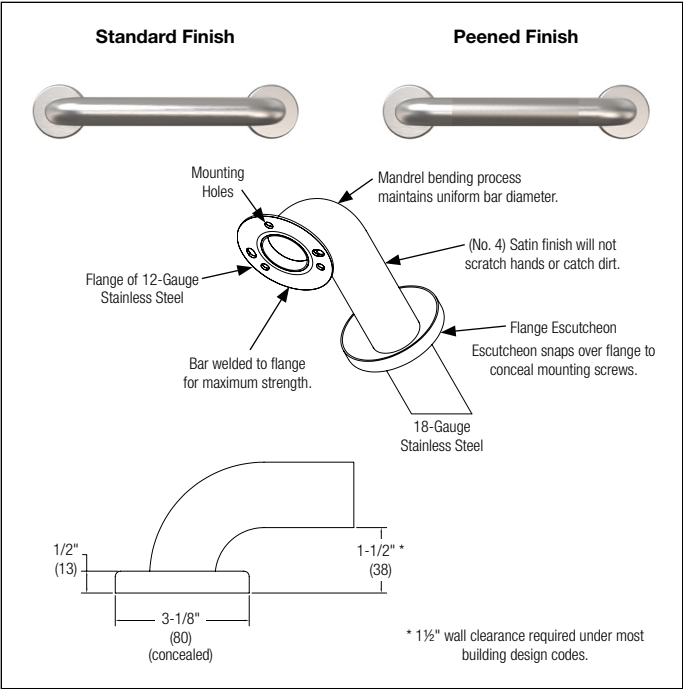


- ☒ Consult local and national accessibility codes for proper installation guidelines.
- ☒ Conformity and compliance to local and national codes is the responsibility of the installer.

# Optional Features

Features	Suffix
Peened Finish	-2

Orders composed of products indicated as **Bradex®** will be available to ship in three days after receipt of order at the factory. There is no pricing penalty for this service from Bradley.



# Bradex® Models

Configuration Number	Shipping Data		Finish Options	
	Cu. Ft.	Wt. Lb.	Satin	Peened
001-12"	0.13	2	X	X
001-18"	0.14	2	X	X
001-24"	0.14	3	X	X
001-30"	0.15	3	X	X
001-36"	0.15	3	X	X
001-42"	0.15	4	X	X
001-48"	0.25	4	X	X
001-54"	0.54	6	X	X

NOTE: These units must ship via common carrier. \* 058 (42" x 54") Models **not listed** in the chart require an additional lead time of 3–4 weeks.

# Standard Models

Configuration Number	Shipping Data		Finish Options	
	Cu. Ft.	Wt. Lb.	Satin	Peened
054 (30" X 30")	2.50	5	X	
056 (18" X 33")	1.30	5	X	
057 (30" x 30")	2.10	5	X	
058 (18" x 30")	1.40	5	X	
058 (24" x 36")	2.10	6	X	
058 (42" x 54") *	8.40	10	X	

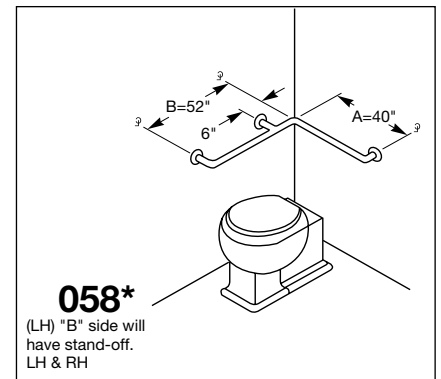
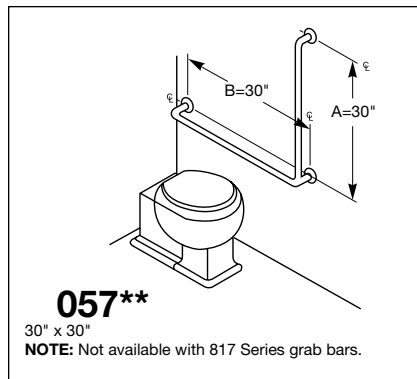
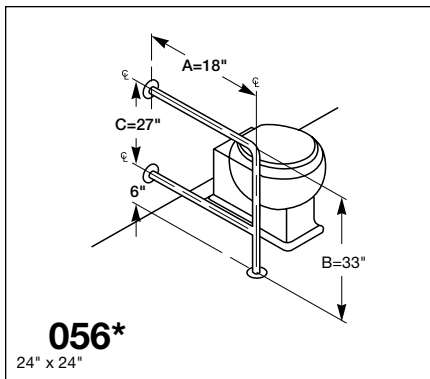
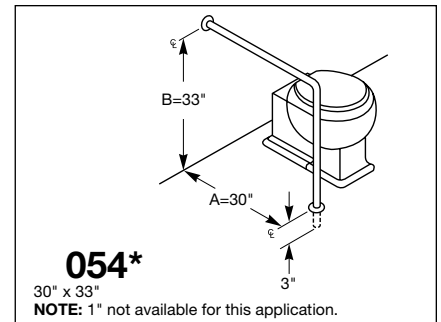
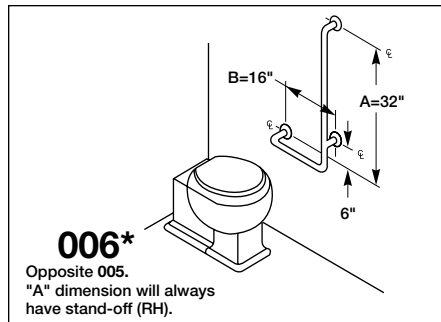
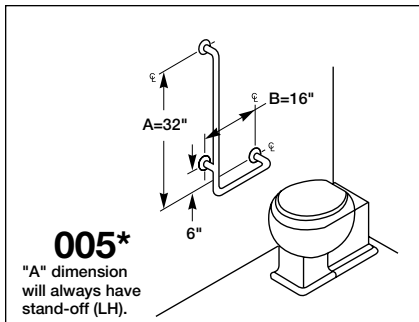
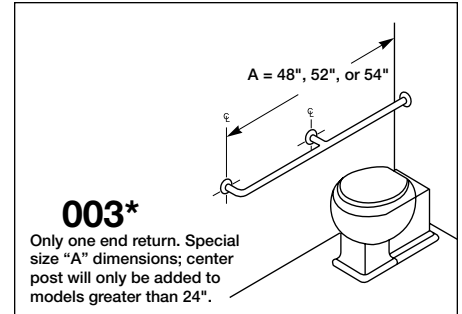
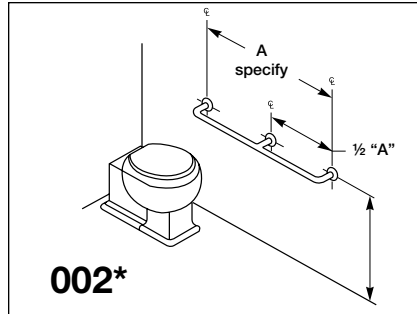
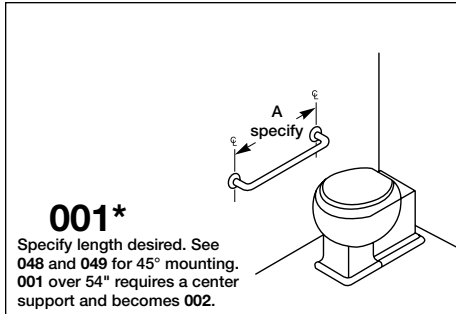


A WATTS Brand

812

Grab Bar Series

## Typical Water Closet Applications



\* Customizable

\*\* Non-customizable

Orders composed of products indicated as **Bradex®** will be available to ship in three days after receipt of order at the factory. There is no pricing penalty for this service from Bradley.

Page 2 of 2

1/20/2025

[View Latest Version](#)

This information is subject to change without notice.

Bradley\_GrabBar\_812

© 2025 Bradley  
P.O. Box 309, Menomonee Falls, WI 53052-0309  
800 BRADLEY (800 272 3539) +1 262 251 6000  
bradleycorp.com