

FRAME

Romano Marcato | 2007



FRAME

Romano Marcato | 2007

A minimalist shape that defines every moment of the day. With its simple virtuous, square or rectangular profile, the FRAME table elegantly and discreetly finds a place in the home or the office. Its aluminium frame provides lightness, whereas its highly elegant white colour embraces countless gestures and thoughts.

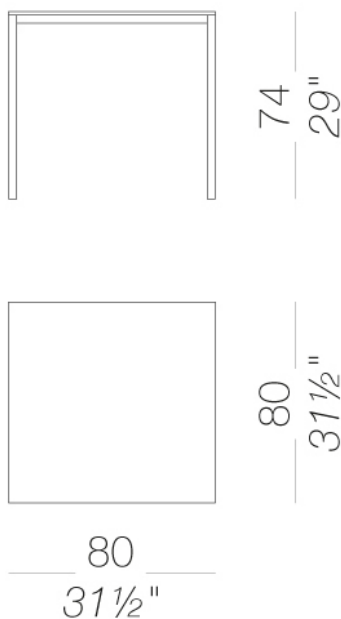


FRAME

Romano Marcato | 2007

| P08 square office table 80x80 H74

Table with aluminium frame powder coated available in several dimensions. The legs are attached to the frame using a die cast aluminum reinforcing metal piece that is inserted between the frame and the leg during assembly. Top in white HPL 10 mm.




FRAME

Romano Marcato | 2007

| P07 rectangular office table 120x80 H74

Table with aluminium frame powder coated available in several dimensions. The legs are attached to the frame using a die cast aluminum reinforcing metal piece that is inserted between the frame and the leg during assembly. Top in white HPL 10 mm.

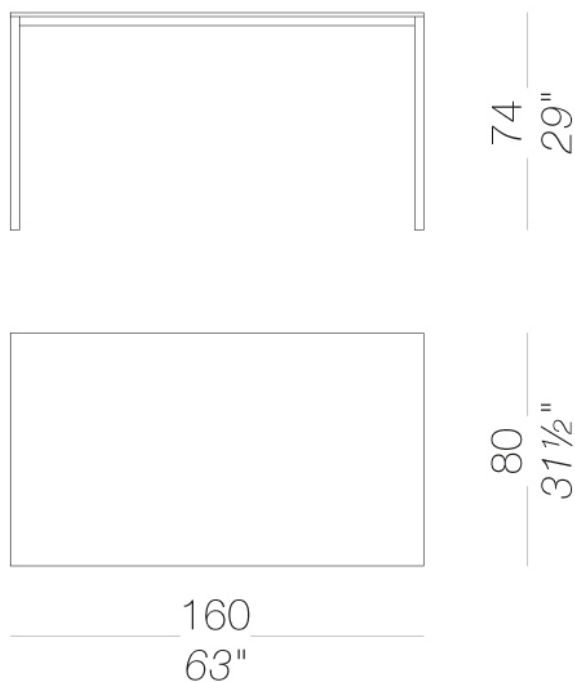


FRAME

Romano Marcato | 2007

| P12 rectangular office table 160x80 H74

Table with aluminium frame powder coated available in several dimensions. The legs are attached to the frame using a die cast aluminum reinforcing metal piece that is inserted between the frame and the leg during assembly. Top in white HPL 10 mm.

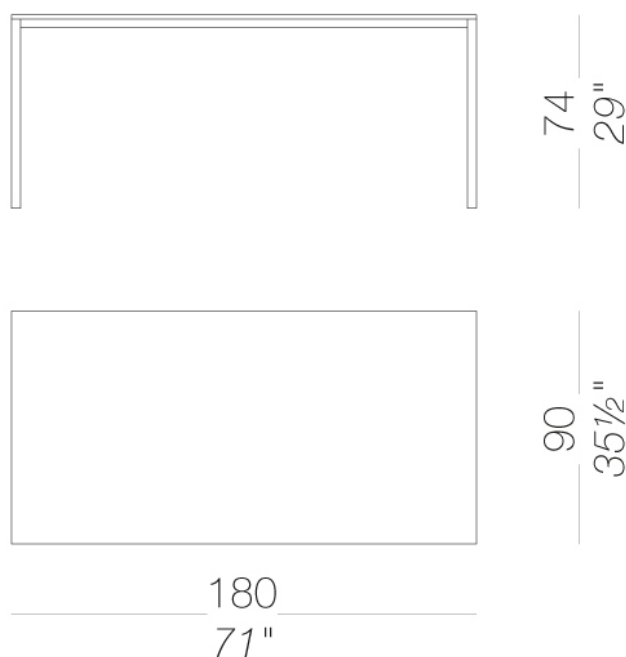


FRAME

Romano Marcato | 2007

| P10 rectangular office table 180x90 H74

Table with aluminium frame powder coated available in several dimensions. The legs are attached to the frame using a die cast aluminum reinforcing metal piece that is inserted between the frame and the leg during assembly. Top in white HPL 10 mm.

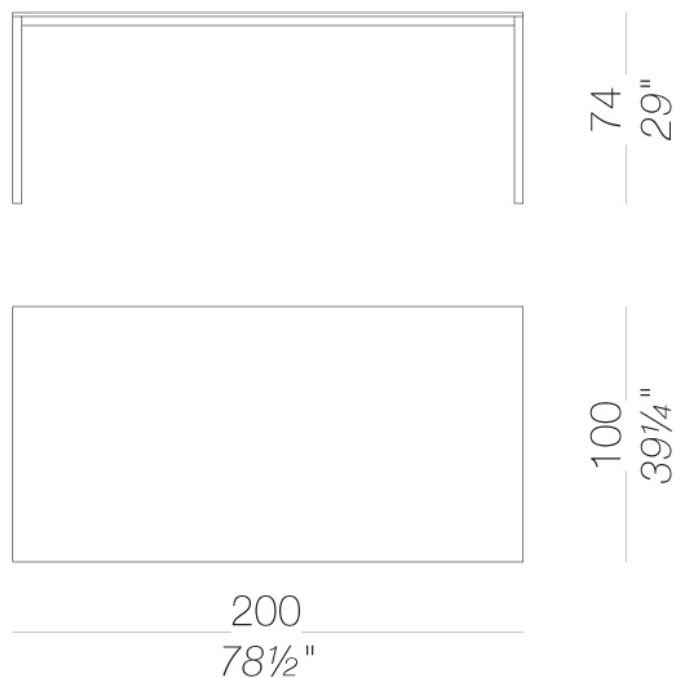


FRAME

Romano Marcato | 2007

| P13 Rectangular office table 200x100 H74


Table with aluminium frame powder coated available in several dimensions. The legs are attached to the frame using a die cast aluminum reinforcing metal piece that is inserted between the frame and the leg during assembly. Top in white HPL 10 mm.



FRAME

Romano Marcato | 2007

frame




powder coating

white

1 Colors

top



HPL 10 mm

HPL H406

1 Colors

consult the portfolio for the range of colors, fabrics, eco-leather, soft-leather.

use and maintenance instructions

Clean all parts in wood, leather, fabric and metal with a damp cloth or a diluted neutral cleaner. Do not use cleaners with alcohol, bleach, solvent or abrasive products. Any liquid spilt on the product must be wiped up immediately. When lifting or moving the product, hold it on the structure and not under the seat. The product should not be subjected to unbalanced weights, as it is designed for a proper rest on the foothold (on four legs or on the base). Our company relieves from any responsibility in case of damage caused to fragile floors. Avoid any improper use of the product: do not step on the product, on the footrest or on the armrests. Avoid any movements that could compromise the proper functionality of the product or the safety of the users. Wood and leather, being natural materials, could be easily damaged. Small impurities or imperfections are within quality standard range. Do not expose the product to weather conditions or atmospheric agents, nor to heat sources over 40°C. Also products for outdoor use could be afflicted by atmospheric agents. The product could undergo possible exterior changes due to particular exposure to heat, humidity and saltiness. An appropriate and frequent maintenance and cleaning of the product enhances its durability. The product could change colour and shade, if exposed to direct sunlight. Maintenance has to be carried out by experienced staff. Dispose of the package only after assembling the product, in order to avoid the loss of ironmongery and components. Once the product has been dismantled, the product itself or its components must be given to the public garbage disposal system, according to the legislation in force.