

BRIO

Romano Marcato | 2001





Romano Marcato | 2001

Breathing in fresh air always makes you happy. And BRIO is that extra element that adds a touch of light-heartedness and elegant comfort to all outdoor solutions. Available in three fixed heights, the table complements every chair and, thanks to its minimalist design, harmoniously interacts with all the colours of the sky.



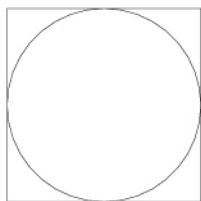
H40 | outdoor coffee table with round or square top Ø60 ÷ 70 ÷ 80 | 60 ÷ 70 ÷ 80

Table with 4 star die cast aluminium base and column in stainless steel Aisi 304 powder coated polyester. Feet in polythene. Tops in HPL Fenix® 10 mm.

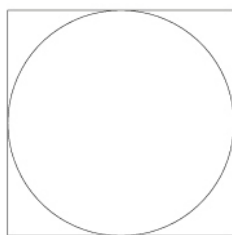
TEST EN 1730:2000 6.3 - EN 15372:2008 - L3
TEST EN 1730:2000 6.7 - UNI 10976/2002 - L5



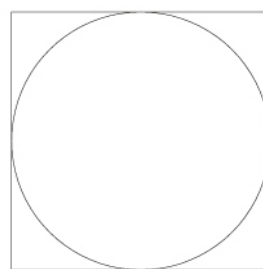
40
15³/₄"



60
23¹/₂"



70
27¹/₂"



80
31¹/₂"


BRIO

Romano Marcato | 2001

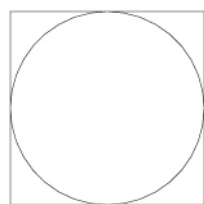
H72 | outdoor table with round or square top Ø60 ÷ 70 ÷ 80 | 60 ÷ 70 ÷ 80 

Table with 4 star die cast aluminium base and column in stainless steel Aisi 304 powder coated polyester. Feet in polythene. Tops in HPL Fenix® 10 mm.

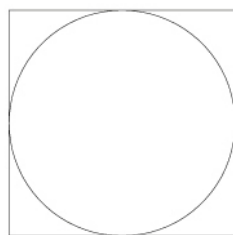
TEST EN 1730:2000 6.3 - EN 15372:2008 - L3
TEST EN 1730:2000 6.7 - UNI 10976/2002 - L5



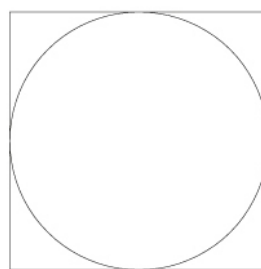
72
28 1/4"



60
23 1/2"



70
27 1/2"



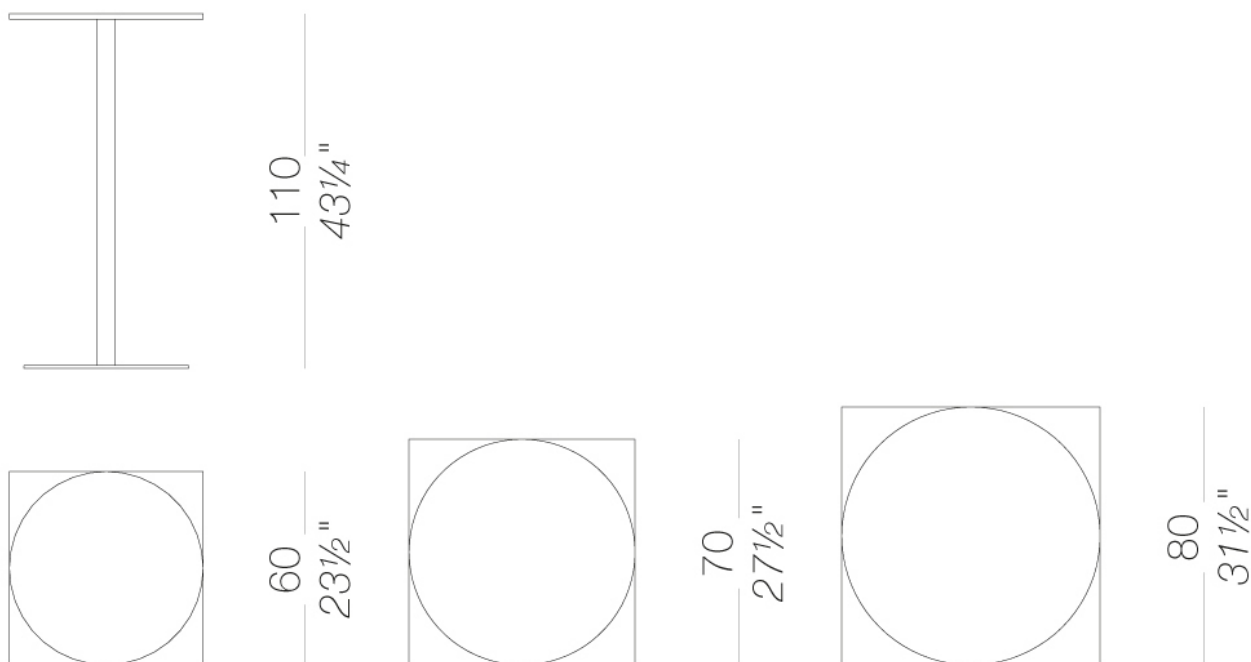
80
31 1/2"

BRIO












Romano Marcato | 2001

H110 | outdoor high table with round or square top Ø60 ÷ 70 ÷ 80 | 60 ÷ 70 ÷ 80 ☀️









Table with 4 star die cast aluminium base and column in stainless steel Aisi 304 powder coated polyester. Feet in polythene. Tops in HPL Fenix® 10 mm.










base

							
powder coating black 1 Colors	powder coating white 1 Colors	powder coating perla 1 Colors	powder coating celeste 1 Colors	powder coating mattone 1 Colors	powder coating mattone 1 Colors	powder coating oliva 1 Colors	powder coating oliva 1 Colors
							
powder coating tortora 1 Colors	powder coating tortora 1 Colors	powder coating pistacchio 1 Colors					

leg

							
powder coating black 1 Colors	powder coating white 1 Colors	powder coating perla 1 Colors	powder coating celeste 1 Colors	powder coating mattone 1 Colors	powder coating oliva 1 Colors	powder coating tortora 1 Colors	powder coating pistacchio 1 Colors

top

						
HPL 10 mm black HPL fenix 1 Colors	HPL 10 mm white HPL fenix 1 Colors	HPL 10 mm HPL fenix grigio Londra 1 Colors	HPL 10 mm HPL fenix rosso Jaipur 1 Colors	HPL 10 mm HPL H406 1 Colors	gres gres Ivory 1 Colors	gres gres Moon 1 Colors

consult the folder of materials for the range of colors

use and maintenance instructions

Plastic materials, even if intended for outdoor use, may still be attacked over time by particular atmospheric pollutants (e.g. acid rain, high concentration of PM10, nitrogen oxides, hydrocarbons, etc.). Any changes in the surface and in colours may therefore occur under particular conditions of exposure and cannot be considered grounds for any claims.

Do not use detergents containing bleach, hydrochloric acid or products containing chloride on any metal parts. Salt, limescale or acid (from coffee, wine, orange juice, tomato juice, lemon, etc.) may discolour stainless steel parts if they are not promptly cleaned. Products or parts made of stainless steel used near the sea or in interior fittings of swimming pools require more frequent cleaning to remove chloride deposits and prevent corrosion and chemical attack of the external surface. Stains on stainless steel surfaces must be promptly cleaned. If left for a long time they can become permanent.

To prolong the life of the product, clean the surfaces regularly, dry them with a clean cloth and remove any stagnant water, especially if exposed in locations with a high level of humidity or a marine climate.

When not in use, we recommend storing in sheltered places and covering with waterproof protection. In this case, it is advisable to remove the cover and ventilate the product frequently and regularly to avoid the onset of any mould or stains due to damp.

THE WARRANTY WILL NOT COVER DEFECTS OR IMPERFECTIONS RESULTING FROM THE PASSAGE OF TIME OR TO WEAR AND TEAR DUE TO THE NORMAL USE OF THE PRODUCT.