

# BRIO

Romano Marcato | 2001



# BRIO

Romano Marcato | 2001

BRIO, that means playful, useful and versatile. With its elegant functionality and lightness, this table meets every needs, whether in restaurants, in the office or in any community space. This additional element is as practical as desks and sofas. With a choice of different heights (fixed or easily adjustable), BRIO stands out for its beautiful minimalist design. Product selected for the Quick Ship program, [download the PDF](#)



# BRIO

Romano Marcato | 2001



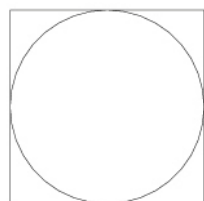
## | H40 small table with round or square top

Table available in several heights or height adjustable with round or square top in several finishes and dimensions. Base covered by a stainless steel sheet "linen fabric" pattern and mat chromed column or entirely powder coated black or white.

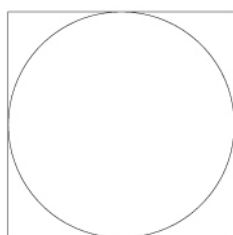
TEST EN 1730:2000 6.3 - EN 15372:2008 - L3  
TEST EN 1730:2000 6.7 - UNI 10976/2002 - L5



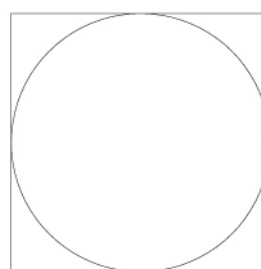
40  
15<sup>3</sup>/<sub>4</sub>"



60  
23<sup>1</sup>/<sub>2</sub>"



70  
27<sup>1</sup>/<sub>2</sub>"



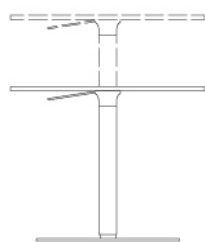
80  
31<sup>1</sup>/<sub>2</sub>"

# BRIO

Romano Marcato | 2001

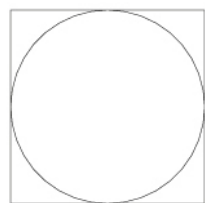
## | H52÷70 height-adjustable table with round or square top

Table available in several heights or height adjustable with round or square top in several finishes and dimensions. Base covered by a stainless steel sheet "linen fabric" pattern and mat chromed column or entirely powder coated black or white.

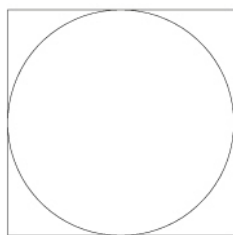


52  
20½"


70  
27½"



60  
23½"



70  
27½"



80  
31½"


# BRIO

Romano Marcato | 2001

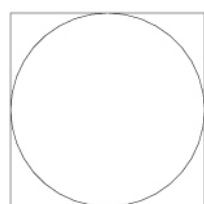
## | H72 table with round or square top

Table available in several heights or height adjustable with round or square top in several finishes and dimensions. Base covered by a stainless steel sheet "linen fabric" pattern and mat chromed column or entirely powder coated black or white.

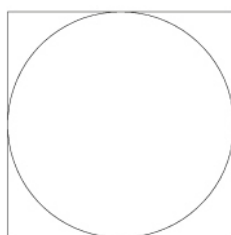
TEST EN 1730:2000 6.3 - EN 15372:2008 - L3  
TEST EN 1730:2000 6.7 - UNI 10976/2002 - L5



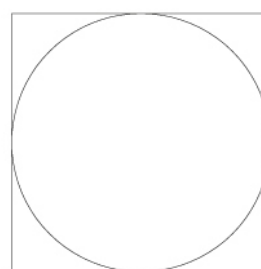
72  
28 1/4"



60  
23 1/2"



70  
27 1/2"



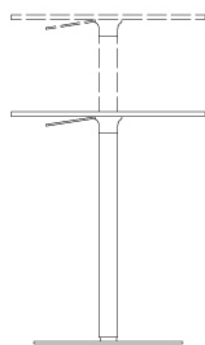
80  
31 1/2"

# BRIO

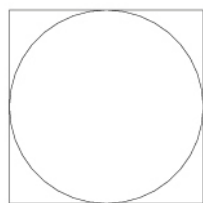
Romano Marcato | 2001

## | H72÷102 height-adjustable bar table with round or square top

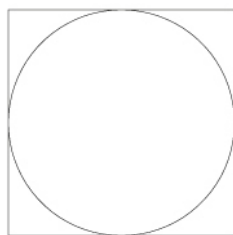
Table available in several heights or height adjustable with round or square top in several finishes and dimensions. Base covered by a stainless steel sheet "linen fabric" pattern and mat chromed column or entirely powder coated black or white.




72  
28 1/4"  
102  
40"



60  
23 1/2"



70  
27 1/2"



80  
31 1/2"


# BRIO

Romano Marcato | 2001

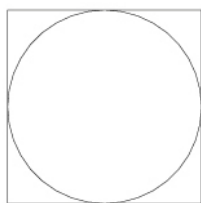
## | H110 high table with round or square top

Table available in several heights or height adjustable with round or square top in several finishes and dimensions. Base covered by a stainless steel sheet "linen fabric" pattern and mat chromed column or entirely powder coated black or white.

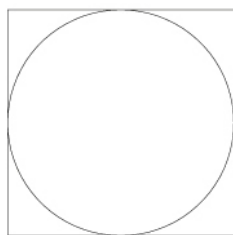
TEST EN 1730:2000 6.3 - EN 15372:2008 - L3  
TEST EN 1730:2000 6.7 - UNI 10976/2002 - L5



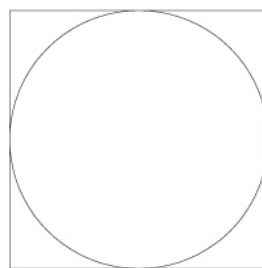
110  
43 1/4"



60  
23 1/2"



70  
27 1/2"



80  
31 1/2"


# BRIO

Romano Marcato | 2001

## base



powder coating  
black  
1 Colors



powder coating  
white  
1 Colors



metal  
stainless steel  
1 Colors



powder coating  
perla  
1 Colors



powder coating  
celeste  
1 Colors



powder coating  
mattone  
1 Colors



powder coating  
oliva  
1 Colors



powder coating  
tortora  
1 Colors




powder coating  
pistacchio  
1 Colors

## leg



powder coating  
black  
1 Colors



powder coating  
white  
1 Colors



metal  
mat chromed  
1 Colors



powder coating  
perla  
1 Colors



powder coating  
celeste  
1 Colors



powder coating  
mattone  
1 Colors



powder coating  
oliva  
1 Colors



powder coating  
tortora  
1 Colors



powder coating  
pistacchio  
1 Colors




powder coating  
perla  
1 Colors




powder coating  
oliva  
1 Colors

## top




laminate  
406 abet 9/10  
1 Colors




HPL 10 mm  
HPL H406  
1 Colors




HPL 10 mm  
black HPL fenix  
1 Colors



HPL 10 mm  
white HPL fenix  
1 Colors



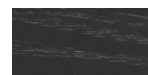
HPL 10 mm  
HPL fenix grigio  
Londra  
1 Colors



HPL 10 mm  
HPL fenix rosso  
Jaipur  
1 Colors




wood  
blanch oak  
1 Colors




wood  
black open pore  
1 Colors




wood  
oak dark walnut  
1 Colors



lacquered  
white lacquered  
1 Colors



gres  
gres Ivory  
1 Colors



gres  
gres Moon  
1 Colors



# BRIO

Romano Marcato | 2001

**consult the portfolio for the range of colors, fabrics, eco-leather, soft-leather.**

## **use and maintenance instructions**

Clean all parts in wood, leather, fabric and metal with a damp cloth or a diluted neutral cleaner. Do not use cleaners with alcohol, bleach, solvent or abrasive products. Any liquid spilt on the product must be wiped up immediately. When lifting or moving the product, hold it on the structure and not under the seat. The product should not be subjected to unbalanced weights, as it is designed for a proper rest on the foothold (on four legs or on the base). Our company relieves from any responsibility in case of damage caused to fragile floors. Avoid any improper use of the product: do not step on the product, on the footrest or on the armrests. Avoid any movements that could compromise the proper functionality of the product or the safety of the users. Wood and leather, being natural materials, could be easily damaged. Small impurities or imperfections are within quality standard range. Do not expose the product to weather conditions or atmospheric agents, nor to heat sources over 40°C. Also products for outdoor use could be afflicted by atmospheric agents. The product could undergo possible exterior changes due to particular exposure to heat, humidity and saltiness. An appropriate and frequent maintenance and cleaning of the product enhances its durability. The product could change colour and shade, if exposed to direct sunlight. Maintenance has to be carried out by experienced staff. Dispose of the package only after assembling the product, in order to avoid the loss of ironmongery and components. Once the product has been dismantled, the product itself or its components must be given to the public garbage disposal system, according to the legislation in force.