



Bancroft®
60" x 32" alcove bath, left drain
K-1150-LA

Features

- Integral lumbar support
- Integral apron
- Integral flange helps prevent water from seeping behind wall and simplifies alcove installation
- Textured bottom surface
- Coordinates with other products in the Bancroft collection

Material

- Acrylic

Installation

- Left drain
- Alcove

Recommended Products/Accessories

K-11677 Bath Drain
K-23726 Drain treatment
K-23732 Tub & shower cleaner



Codes/Standards

CSA B45.5/IAPMO Z124
ASTM E162
ASTM E662


**KOHLER® Plastic Baths and
Receptors Lifetime Limited Warranty**

See website for detailed warranty information.

Available Colors/Finishes

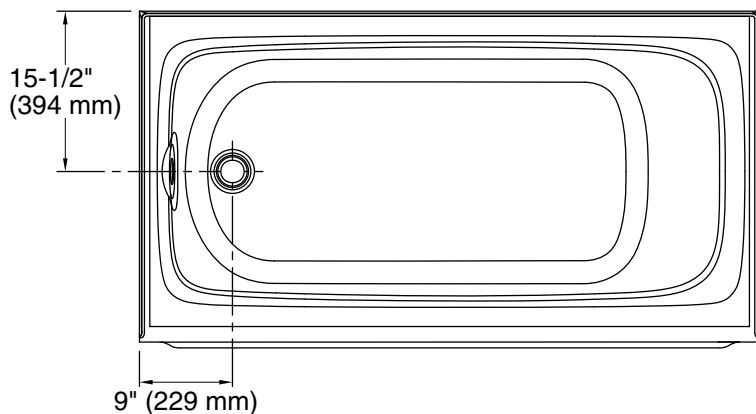
Color tiles intended for reference only.

Color	Code	Description
-------	------	-------------

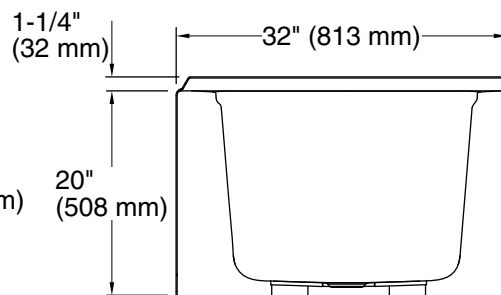
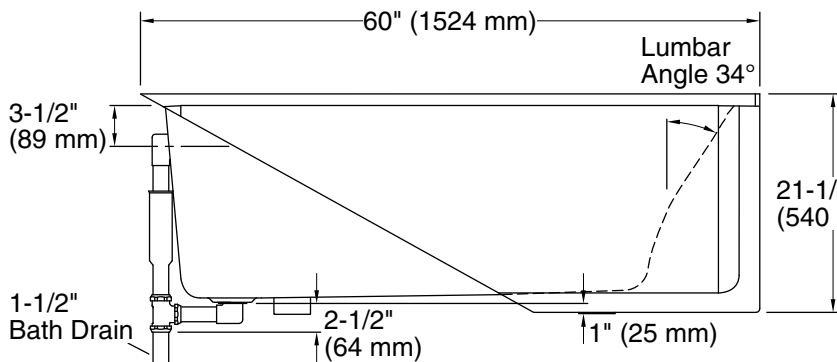
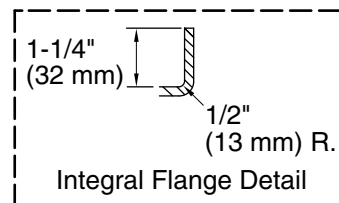
	0	White
---	---	-------



Bancroft®
60" x 32" alcove bath, left drain
K-1150-LA



No change in measurements if connected with drain illustrated. (K-11677)



Technical Information

All product dimensions are nominal.

Drain location:	Left
Basin area, bottom:	45" x 22" (1143 mm x 559 mm)
Basin area, top:	54" x 25" (1372 mm x 635 mm)
Weight:	80 lbs (36.3 kg)
Minimum floor load:	45 lbs/ft² (219.7 kg/m²)
Water depth:	15" (381 mm)
Water capacity:	60 gal (227.1 L)
Minimum flat for door:	2" (51 mm)

Notes

Measure your actual product for rough-in details.

Install this product according to the installation instructions.

The hot water supply should be 70% of the capacity of the bath or greater. Installations will vary.