

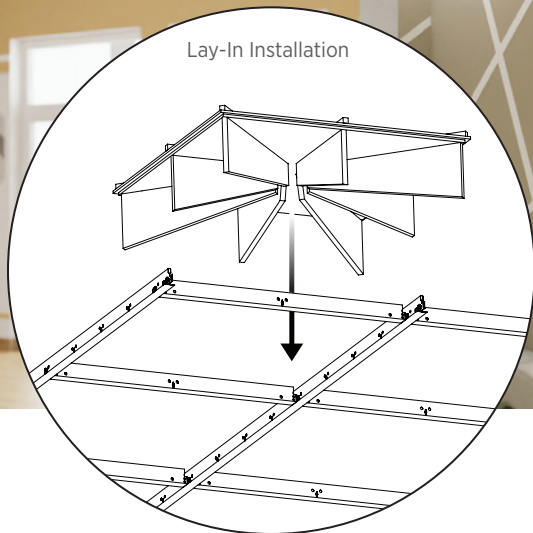
USG Ceilings Plus® COLORTEX™ FINS

ACOUSTICAL LAY-IN FINS

Rendering
© 2024 USG Corporation.
All rights reserved.

To order samples, contact your
local sales representative

Lay-In Installation



FEATURES AND BENEFITS


- Bring new design and dimension to any space with a one-of-a-kind Specialty lay-in felt tile.
- Easy and quick lay-in installation method facilitates direct replacement of existing ACT tiles with NRC up to 1.10.
- Sound absorbing materials provide excellent acoustical performance.
- Available in custom sizes and designs.
- Mix and match to get any color combination.

APPLICATIONS

- Interior Applications
- Pods, Islands, and Clouds
- Wall to Wall Ceilings
- Remodel
- New Construction
- Fully Accessibly (Lay-in)

FINISHES

STANDARD COLORTEX™ FINISHES



WOODGRAIN COLORTEX™ FINISHES







Design Solutions (Pre-Engineered)

USG Ceilings Plus® COLORTEX™ FINS

ACOUSTICAL LAY-IN FINS

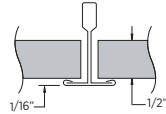
PERFORMANCE OPTIONS

Application	Grid Options	Finish	Accessibility	NRC	Perforation	Fire Rating	Recycled Content	Maintenance
Interior only	 See Edge types below	24 Standard colors, 3 Wood grains, Custom colors available	Fully accessible (Lay-in)	 Up to 1.10	N/A	 Class A, ASTM E84 ULC/CAN S102.2	 60% Post-consumer/ 40% Pre-consumer recycled content	See architectural specification

EDGE OPTIONS

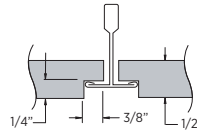
All edge options are available for each design

SQ-Edge



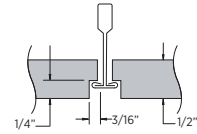
Edge Type: SQ Edge
Tile Type: Colortex Fin Base
Grid Type: USG DX®
Wall Molding: All angles

SL-Edge



Edge Type: SL Edge
Tile Type: Colortex Fin Base
Grid Type: USG DX®
Wall Molding: All angles, MS125

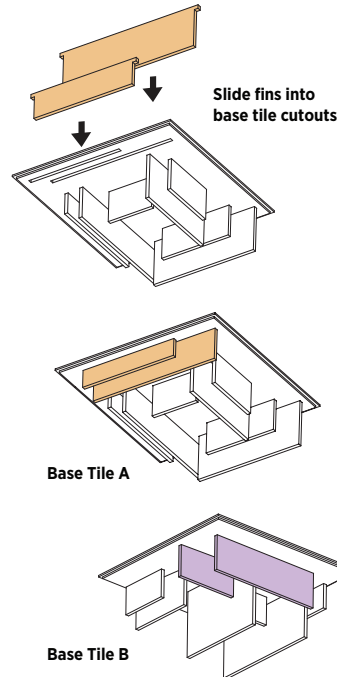
FL-Edge



Edge Type: FL Edge
Tile Type: Colortex Fin Base
Grid Type: USG DXT™
Wall Molding: All angles, MS125

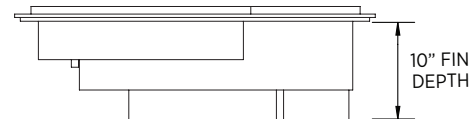
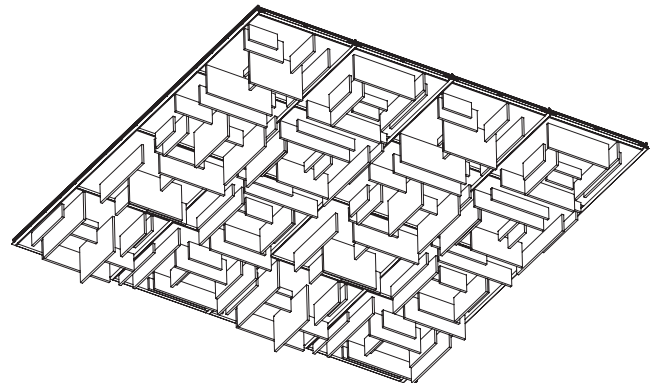
PRE-ENGINEERED SYSTEM DETAILS

Assembly ships flat
(field installed)

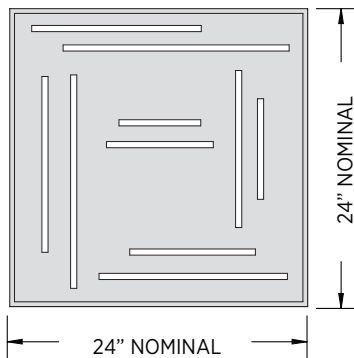


CITY TILE SYSTEM

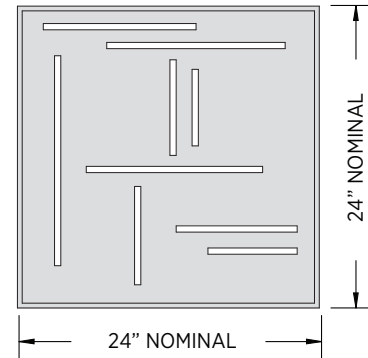
Layout View



Base Tile A Detail (shown with SL-EDGE)



Base Tile B Detail (shown with SL-EDGE)

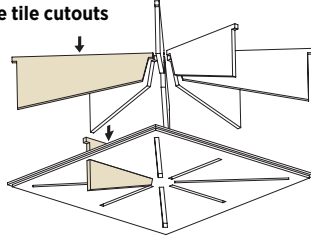


**PRE-ENGINEERED
SYSTEM DETAILS**

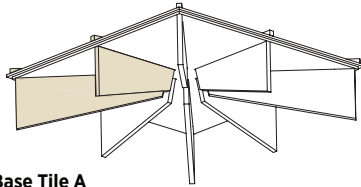
Assembly ships flat
(field installed)

SPRITE TILE SYSTEM

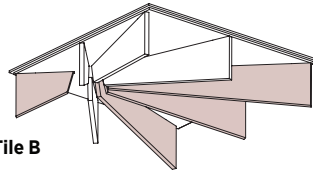
Slide fins into
base tile cutouts



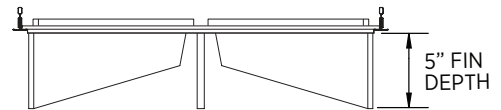
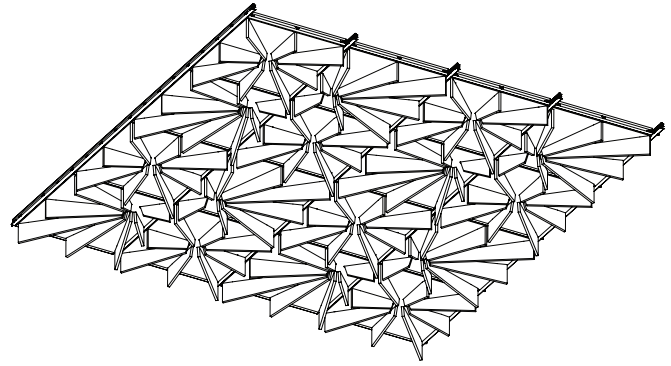
Base Tile A



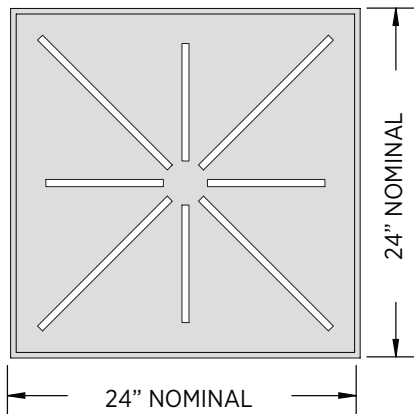
Base Tile B



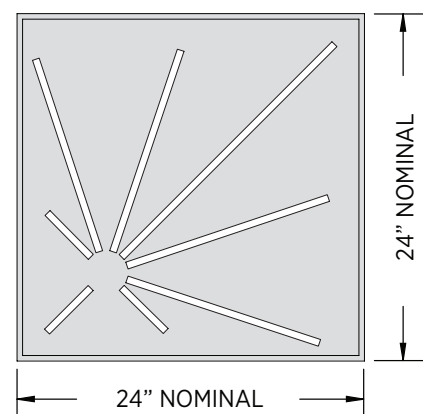
Layout View



Base Tile A Detail (shown with SL-EDGE)



Base Tile B Detail (shown with SL-EDGE)





Design Solutions (Pre-Engineered)

USG Ceilings Plus® COLORTEX™ FINS

ACOUSTICAL LAY-IN FINS

ORDER SAMPLES/LITERATURE
Contact your local sales rep.

TECHNICAL SERVICES
Contact your local sales rep.
usg.com/design-solutions

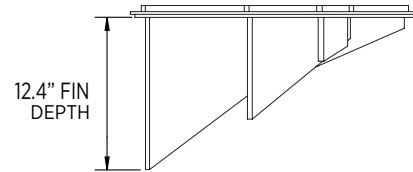
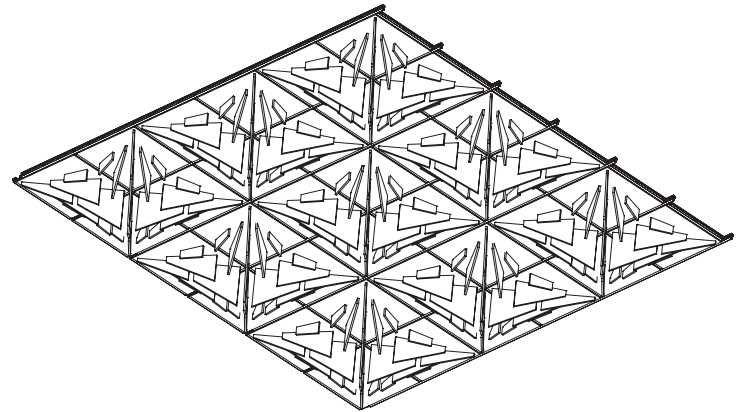
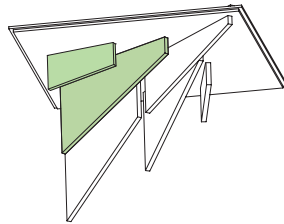
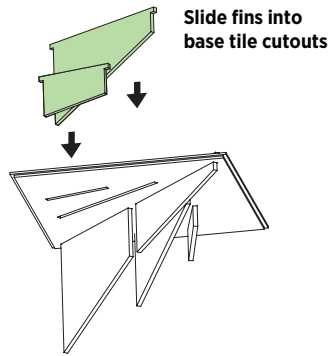
FOR MOST UP-TO-DATE
TECHNICAL INFORMATION
AND LEED REPORT TOOL
Contact your local sales rep.

PRE-ENGINEERED SYSTEM DETAILS

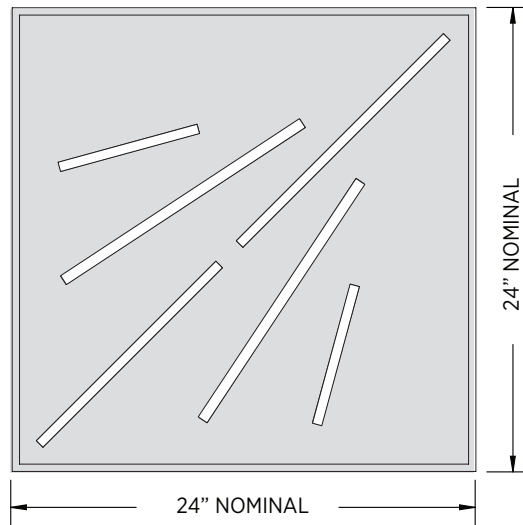
Assembly ships flat
(field installed)

SHARDS TILE SYSTEM

Layout View



Base Tile Detail (shown with SL-EDGE)





Design Solutions (Pre-Engineered)

USG Ceilings Plus® COLORTEX™ FINS

ACOUSTICAL LAY-IN FINS

ORDER SAMPLES/LITERATURE
Contact your local sales rep.

TECHNICAL SERVICES
Contact your local sales rep.
usg.com/design-solutions

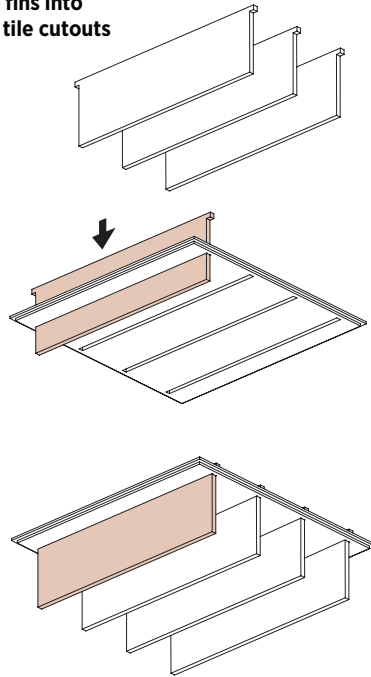
FOR MOST UP-TO-DATE
TECHNICAL INFORMATION
AND LEED REPORT TOOL
Contact your local sales rep.

PRE-ENGINEERED SYSTEM DETAILS

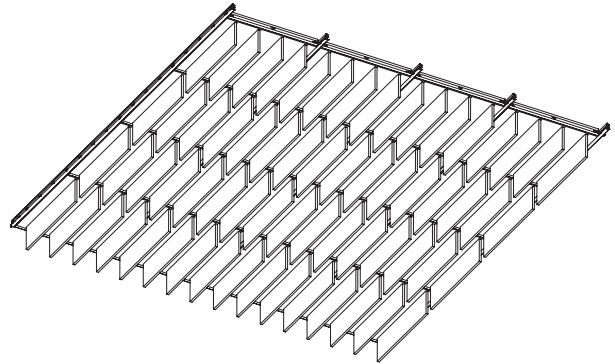
Assembly ships flat
(field installed)

STRAIGHT TILE SYSTEM

Slide fins into
base tile cutouts

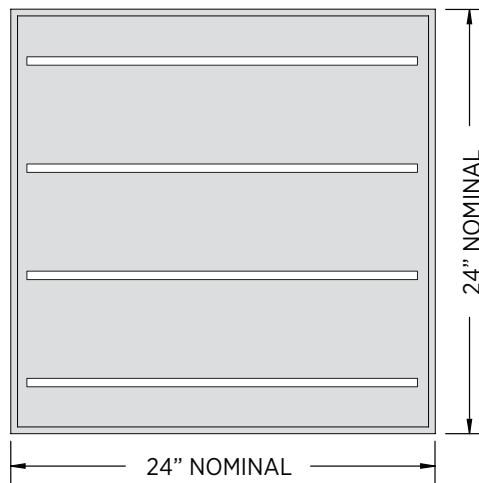


Layout View



6" FIN
DEPTH

Base Tile Detail (shown with SL-EDGE)



24" NOMINAL

24" NOMINAL



Design Solutions (Pre-Engineered)

USG Ceilings Plus® COLORTEX™ FINS

ACOUSTICAL LAY-IN FINS

ORDER SAMPLES/LITERATURE
Contact your local sales rep.

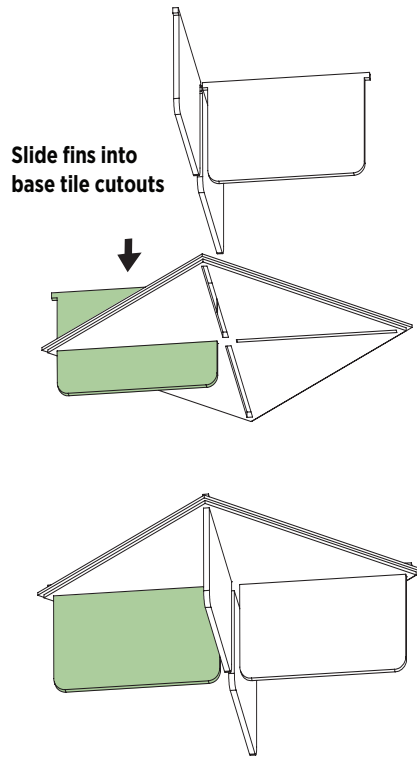
TECHNICAL SERVICES
Contact your local sales rep.
usg.com/design-solutions

FOR MOST UP-TO-DATE
TECHNICAL INFORMATION
AND LEED REPORT TOOL
Contact your local sales rep.

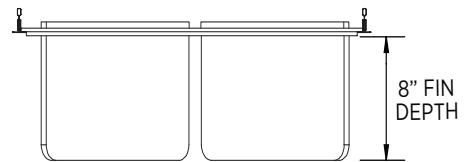
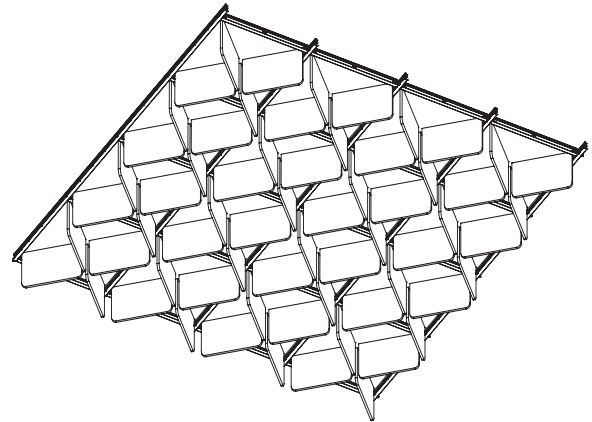
PRE-ENGINEERED SYSTEM DETAILS

Assembly ships flat
(field installed)

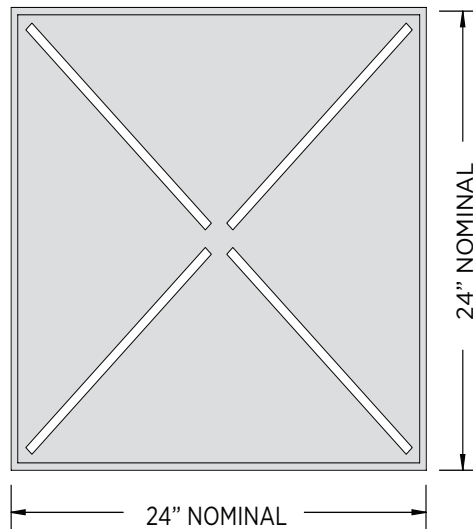
DROP TILE SYSTEM



Layout View



Base Tile Detail





Design Solutions (Pre-Engineered)

USG Ceilings Plus® COLORTEX™ FINS

ACOUSTICAL LAY-IN FINS

ORDER SAMPLES/LITERATURE
Contact your local sales rep.

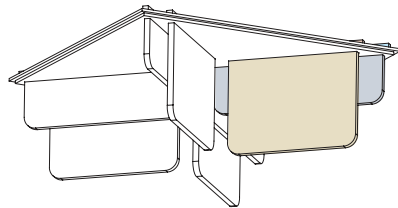
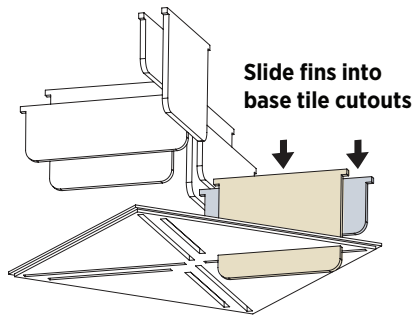
TECHNICAL SERVICES
Contact your local sales rep.
usg.com/design-solutions

FOR MOST UP-TO-DATE
TECHNICAL INFORMATION
AND LEED REPORT TOOL
Contact your local sales rep.

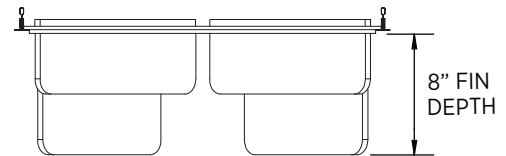
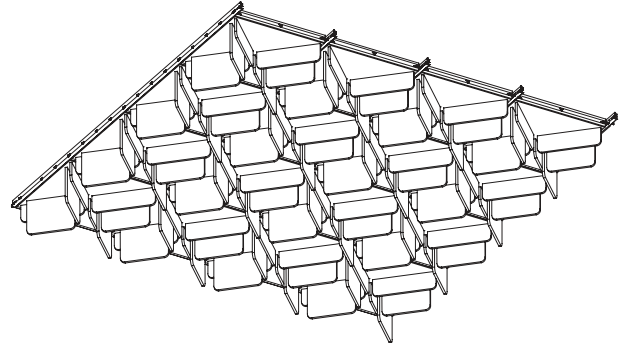
PRE-ENGINEERED SYSTEM DETAILS

Assembly ships flat
(field installed)

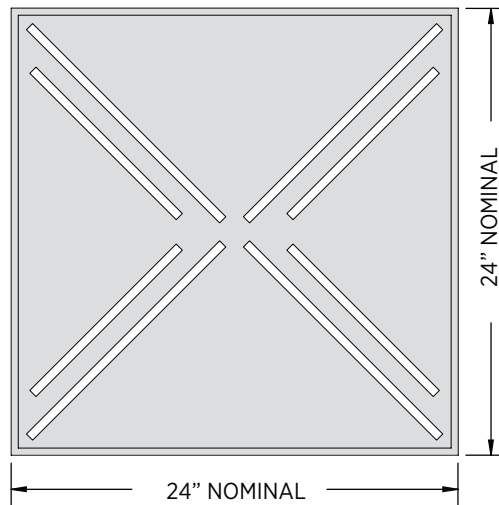
DOUBLE THE DROP TILE SYSTEM



Layout View



Base Tile Detail (shown with SL-EDGE)





Design Solutions (Pre-Engineered)

USG Ceilings Plus® COLORTEX™ FINS

ACOUSTICAL LAY-IN FINS

ORDER SAMPLES/LITERATURE
Contact your local sales rep.

TECHNICAL SERVICES
Contact your local sales rep.
usg.com/design-solutions

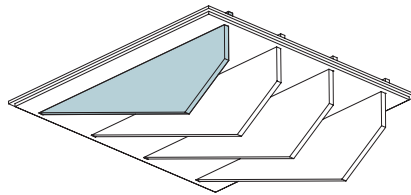
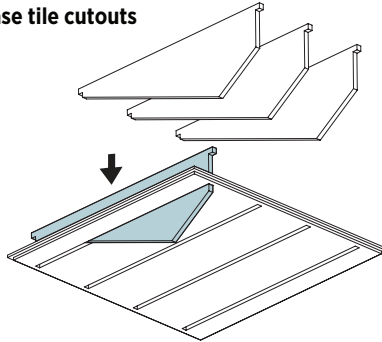
FOR MOST UP-TO-DATE
TECHNICAL INFORMATION
AND LEED REPORT TOOL
Contact your local sales rep.

PRE-ENGINEERED SYSTEM DETAILS

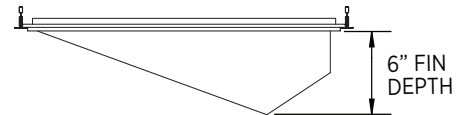
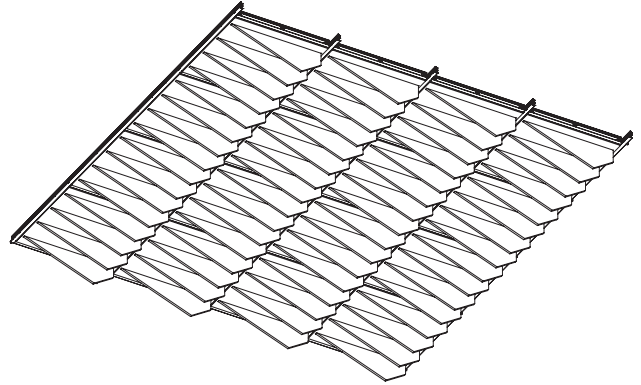
Assembly ships flat
(field installed)

ANGULAR TILE SYSTEM

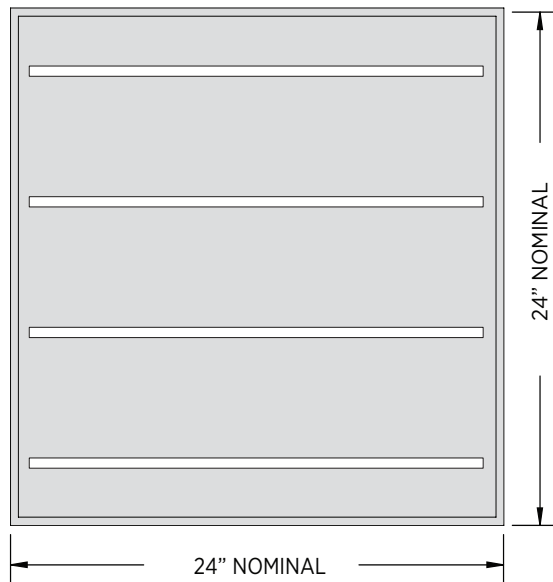
Slide fins into
base tile cutouts



Layout View



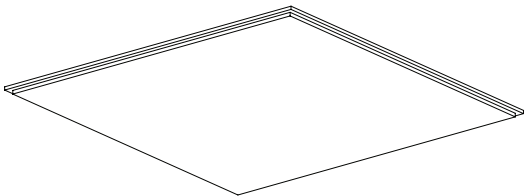
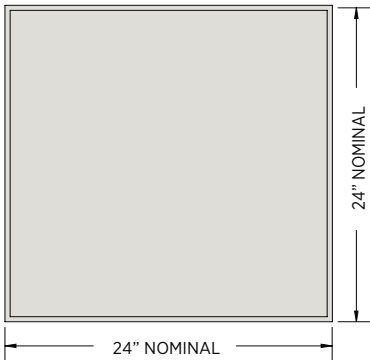
Base Tile Detail (shown with SL-EDGE)



CUSTOM OPTIONS

PLAIN TILE

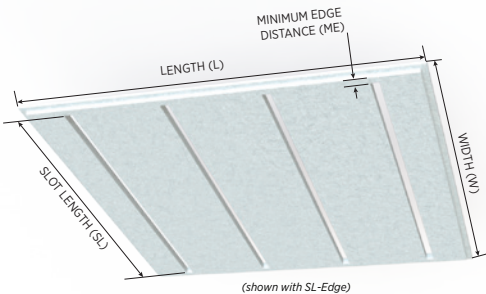
Plain Base Tile Detail (shown with SL-EDGE)



CUSTOMIZATION
PARAMETERS


TILE BASE DESIGN PARAMETERS

- (L) maximum length is 48"
- (W) maximum width is 48"
- (ME) minimum edge distance is 1.00"
- (SL) slot lengths will vary with design but maintain minimum edge distance
- Consult factory for custom panel size possibilities and design review



FIN DESIGN PARAMETERS

- (FL) maximum fin length is equal to (SL) slot length
- (TW) tab width required is 0.50"
- (FD) minimum fin depth is 2", maximum 18"
- (BTA) base tile area is 0.50"
- Consult factory for custom fin size possibilities



PHYSICAL DATA

Additional Documents and Resources

Architectural Specification
Installation Manual
Cleaning Instructions
Warranty
System Guide

Fire Classification

Colortex Fins product line is Class A in accordance with ASTM E84 & tested in accordance with ULC/CAN S102.2.
Flame Spread: 10
Smoke Developed: 215

Suspension System

Colortex Fins suspension system is ICC approved in accordance with International Building Code standards for seismic categories A, B, C, D, E, F. Calculations to support slotted grid and "heavy duty" rating is available upon request.

Integration

Colortex Fins can be used in conjunction with our standard ACT tiles for simple traditional integration of third-party systems such as: Air Diffusers, Speakers, Sprinklers, and other ceiling attached accessories can be independently attached to deck within our ceilings.

Modification

Panels are easily modified in the field with standard tools. See our full list of CAD details.

Notice
The information in this document is subject to change without notice. CGC Inc. or USG Corp. assumes no responsibility for any errors that may inadvertently appear in this document.

IC370418/rev. 08-24
© 2024 USG Corporation and/or its affiliates. All rights reserved. Printed in USA

Manufactured by
USG Interiors, LLC
550 West Adams Street
Chicago, IL 60661

The trademarks USG, CEILINGS PLUS, CGC, COLORTEX, DX, DXT, the USG/CGC logo, the Ceilings Plus logo, the design elements and colors, and related marks are trademarks of USG Corporation or its affiliates.

Safety First! Follow good safety/industrial hygiene practices during installation. Wear appropriate personal protective equipment. Read SDS and literature before specification and installation.

