

USG  
Ceiling  
Solutions

## SUSPENSION SYSTEMS ACCESSORIES GUIDE



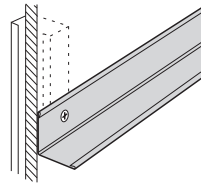
IT'S YOUR WORLD. BUILD IT.™



# USG SUSPENSION SYSTEMS ACCESSORIES—MOLDINGS

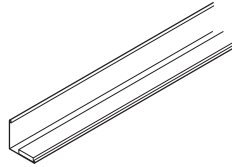
## Angle Molding

Use for standard ceiling perimeters.



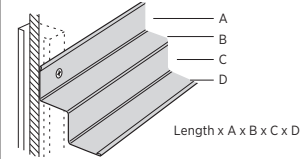
## Angle Molding w/Gasket M7CE

Use in Clean Room applications with USG Donn® Brand CE™ Acoustical Suspension System.



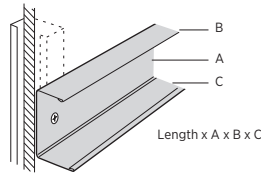
## Shadow Molding

For creating reveals at ceiling perimeters. Also helps to hide imperfections in drywall partitions and bulkheads.



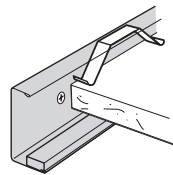
## US Channel Wall Molding

Use with C-8 clip to hold down perimeter ceiling panels.



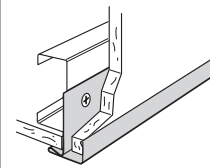
## US Channel Wall Molding w/Gasket US28CE

Use with C-8 clip in Clean Room applications with USG Donn® Brand CE™ Acoustical Suspension System.



## F-Molding

Use to create ceiling breaks, soffits and changes in elevation.



### ANGLE MOLDING

Catalog Number	Description	Packaging/Ctn.		
		LF	Pcs.	Wt. (lb.)
M7 <sup>1</sup>	12'x7/8"x7/8" Wall Molding	480	40	63
M7OL	12'x7/8"x7/8" Overlapping Wall Molding	480	40	63
M7A	12'x7/8"x7/8" Aluminum Wall Molding	480	40	26
M7-10	10'x7/8"x7/8" Wall Molding	400	40	26
M7SS	12'x7/8"x7/8" Stainless Steel Wall Molding	240	20	31
M7Z	12'x7/8"x7/8" Hot-Dipped Galvanized Steel Wall Molding	480	40	58
M7CE	12'x7/8"x7/8" Wall Molding w/gaskets	240	48	59
M9 <sup>1</sup>	12'x9/16"x15/16" Wall Molding	480	40	55
M9-10	10'x9/16"x15/16" Wall Molding	400	40	23
M12	12'x1"x1-1/2" Wall Molding	240	20	63
M18	12'x7/8"x1-1/8" Wall Molding	240	20	40
MC11A25	10'x1"x1" Steel Molding with Aluminum Cap	250	25	39
M20SM	10'x1"x2" Heavy Duty Wall Molding	250	25	80
M20SM-2	10'x2"x2" Wall Molding	200	20	76
M20 <sup>2</sup>	10'x1"x2" Wall Molding	250	25	55
MS125	12'x15/16"x1/4"x1/4"x 9/16" (Side 1)	300	25	46
	12'x 9/16"x1/4"x 1/4"x 15/16" (Side 2)			
MS144	12'x3/4"x3/8"x1/2"x3/4" (Side 1)	300	25	48
	12'x3/4"x1/2"x3/8"x3/4" (Side 2)			
MS154 <sup>3</sup>	12'x7/8"x3/4"x3/4"x7/8"	300	25	67
MS164	12'x3/4"x3/4"x3/4"x3/4"	300	25	62
MS174 <sup>3</sup>	12'x7/8"x3/8"x3/8"x9/16" (Side 1)	300	25	43
	12'x9/16"x3/8"x3/8"x7/8" (Side 2)			
MS274	10'x7/8"x3/4"x9/32"x1-1/4"	200	20	54
US8	10'x1/2"x1/2"x1" U-Molding	100	10	8
US12	10'x3/4"x1/2"x1" U-Molding	500	50	44
US20	10'x1-1/4"x1/2"x1" U-Molding	300	30	57
UA25-10	10'x1-9/16"x1/2"x1" Aluminum U-Molding	100	10	11
UA25-30	10'x1-9/16"x1/2"x1" Aluminum U-Molding	300	30	33
UA25CE	10'x1-9/16"x1/2"x1" Aluminum U-Wall Controlled Environment	300	30	33
US28	10'x1-11/16"x1/2"x1" U-Molding	300	30	63
US28CE	10'x1-11/16"x1/2"x1" U-Molding w/gaskets, Flat White	300	30	63
US31	10' 1-15/16"x1/2"x1" U-Molding	300	30	70
UA31	10' 1-15/16"x1/2"x1" Aluminum U-Molding	300	30	34
U-2-3/32	12'x2-3/32"x7/8"x1-1/8" Aluminum U-Molding, Flat White	360	30	90
MF8	10'x1/2" F-Molding (for 1/2" panels)	100	10	28
MF10	10'x5/8" F-Molding (for 5/8" panels)	100	10	29

### Notes

- M7 and M9 available in standard and advantage colors in half carton quantities only, 240 LF per carton.
- Not all M20 moldings are available in all areas. Please contact your USG Sales Representative.
- MS154 and MS174 available with exposed horizontal leg painted a color.

**SHADOW MOLDING**  
Length x A x B x C x D  
(See illustration above)

**US CHANNEL WALL MOLDING**

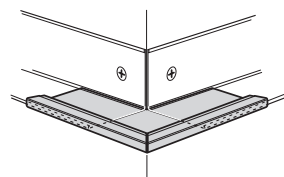
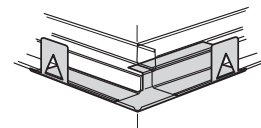
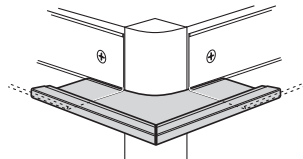
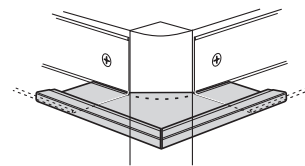
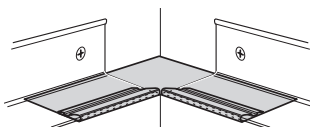
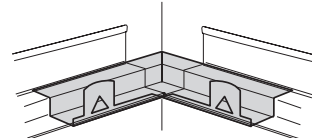
**F-MOLDING**

USG SUSPENSION SYSTEMS ACCESSORIES  
MOLDINGS

ORDER SAMPLES/LITERATURE  
USG: usg.com or samplit@usg.com  
CGC: contact Sales Representative

FOR MOST UP-TO-DATE  
TECHNICAL INFORMATION  
AND LEED REPORT TOOL  
usgdesignstudio.com  
cgcdesignstudio.com  
usg.ecomedes.com

TECHNICAL SERVICES  
800.USG.4YOU (874-4968)

<b>Square Molding Corner Clip</b> JS	<b>Outside Corner</b> JS174	<b>Radius Molding Corner Clip</b> JH, JB
Use with angle molding.	Use with MS174 Shadow Molding. JS274 also available for MS274.	For radius or "bullnose" corners.
		
<b>Field-Modified Corner</b> JM16	<b>Inside Corner Angle Mold</b> A2	<b>Prefabricated Inside Corner</b> A174
Cut-out clip to fit field condition.	Use with angle molding.	Use with MS174 Shadow Molding. A274 also available for MS274.
		

Catalog Number	Description	Packaging/Ctn.	
		Pcs.	Wt. (lb.)
JS9	Square 90° Outside Corner Cap for 9/16" Molding	100	3.0
JS12	Square 90° Outside Corner Cap for 3/4" Molding	100	3.0
JS14	Square 90° Outside Corner Cap for 7/8" Molding	100	3.0
JS16	Square 90° Outside Corner Cap for 1" Molding	100	3.0
JS174	Square 90° Outside Corner Cap for MS174 Shadow Molding	50	1.5
JS274	Square 90° Outside Corner Cap for MS274 Shadow Molding	50	1.5
JH9	1" Radius 90° Outside Corner Cap for 9/16" Molding	100	3.0
JH12	1" Radius 90° Outside Corner Cap for 3/4" Molding	100	3.0
JH14	1" Radius 90° Outside Corner Cap for 7/8" Molding	100	3.0
JH15	1" Radius 90° Outside Corner Cap for 15/16" Molding	100	3.0
JH16	1" Radius 90° Outside Corner Cap for 1" Molding	100	3.0
JB12	3/4" Radius 90° Outside Corner Cap for 3/4" Molding	100	3.0
JB14	3/4" Radius 90° Outside Corner Cap for 7/8" Molding	100	3.0
JB16	3/4" Radius 90° Outside Corner Cap for 1" Molding	100	3.0
JM16	Field-Modified Corner for 1" Molding	100	3.0
A2	Inside Corner Cap for 7/8" Molding	200	4.0
A174	Inside Corner Cap for MS174 Shadow Molding	50	1.5
A274	Inside Corner Cap for MS274 Shadow Molding	50	1.5

OUTSIDE CORNERS

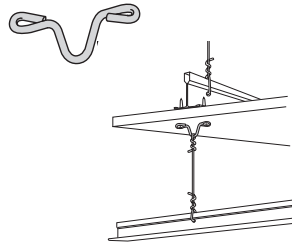
INSIDE CORNERS

# USG SUSPENSION SYSTEMS ACCESSORIES—GRID INSTALLATION

## Drywall Grid Hanger Clip

A

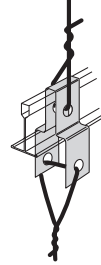
To suspend secondary ceiling.



## Grid Load Transfer Bracket

B

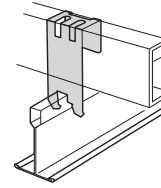
To suspend secondary ceiling.



## Furring Clip for Grid to Channel

C

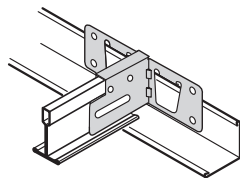
Connect grid to 1-1/2" channel.



## Seismic Attachment Clip for Perimeter Conditions

D

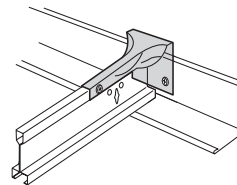
Attach tee ends at the perimeter in seismic design categories C, D, E and F.



## Molding Attachment Clip

E

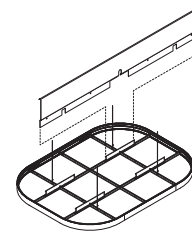
Attach tees to angle molding and shadow molding.



## Ceiling Cloud Suspension Brace

G

For moving hanger wires away from ceiling cloud perimeters.



Catalog Number	Description	Packaging/Ctn.		Detail Key
		Pcs.	Wt. (lb.)	
DGHC	Drywall Grid Hanger Clip	100	1.5	A
256860	Grid Load Transfer Bracket, 15/16" grid	250	13	B
256861	Grid Load Transfer Bracket, 9/16" grid	250	13	B
256862	Grid Load Transfer Bracket, 1-1/2" grid	250	13	B
V-14	Furring Clip for Grid to Channel	500	45	C
ACM7	Seismic Perimeter Attachment Clip	100	8	D
ACM7 Small Pack	Seismic Perimeter Attachment Clip	30	2	D
ALACM7	Aluminum Seismic Perimeter Attachment Clip	100	4	D
MAC2	Molding Attachment Clip	100	3	E
TSB-24	Ceiling Cloud Suspension Brace, 23-1/2" Bare Galvanized or Flat Black	10	12.5	G

## Notes

1. Please refer to usg.com or cgcinc.com for more information about seismic applications with the ACM7 seismic clip.

## GRID TO PRIMARY SUPPORT

## GRID TO MOLDING¹

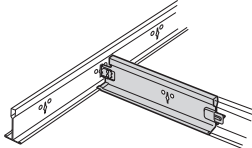
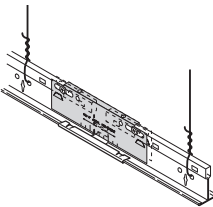
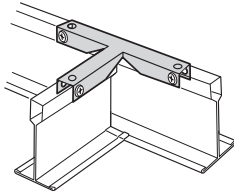
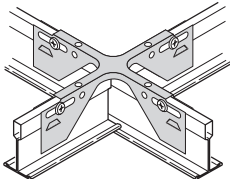
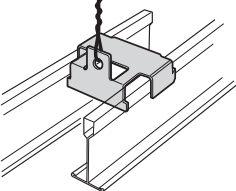
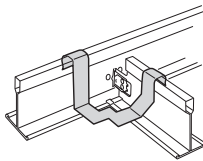
## CEILING CLOUD SUSPENSION BRACE

# USG SUSPENSION SYSTEMS ACCESSORIES GRID INSTALLATION

ORDER SAMPLES/LITERATURE  
USG: usg.com or samplit@usg.com  
CGC: contact Sales Representative

FOR MOST UP-TO-DATE  
TECHNICAL INFORMATION  
AND LEED REPORT TOOL  
usgdesignstudio.com  
cgcdesignstudio.com  
usg.ecomedes.com

TECHNICAL SERVICES  
800 USG.4YOU (874-4968)

<b>MT/CT Converter</b> F  Changes main-tee direction 90° from adjacent main tee.  	<b>Two-Way Seismic Separation Joint Clip</b> G1  For seismic separation joints in IBC Seismic Design Categories D, E and F.  	<b>Three-Way Off-Module Connector</b> G2  Use with cross tees and main tees that are the same height.  
<b>Four-Way Seismic Separation Joint Clip</b> H  For seismic separation joints in IBC Seismic Design Categories D, E and F.  	<b>Paired Main Tee Clip</b> I  Use for linear air diffusers. Use with USG Donn® Brand DX®/DXL™ DXLA™, ZXLA™, Centricitee™ DXT™, Identitee® DXI™, Fineline® DXF™ and Fineline® 1/8 DXFF™  	<b>Light-Fixture Clip</b> J  For USG Donn® Brand Centricitee™ DXT™/DXLT™ suspension system, use black clips with parabolic fixtures. Cross tee must be connected to main tee.  

Catalog Number	Description	Packaging/Ctn.		Detail Key
		Pcs.	Wt. (lb.)	
DXMT/CT	9"x1-1/2" MT/CT Converter—changes MT direction for DX/DXL grid.	75	13	F
DH2 <sup>1</sup>	Two-Way Seismic Separation Joint Clip	100	11	G1
DH3	Three-Way Off-Module Connector	100	3	G2
DH4 <sup>2</sup>	Four-Way Seismic Separation Joint Clip	100	13	H
V-32	Paired Main Tee Clip (2" separation center-to-center)	100	3	I
LFC	Light-Fixture Hold-Down Clip—for 9/16" grid	100	2	J

**Notes**  
1. Please refer to Submittal Sheet AC3301 for more information about the DH2 two-way seismic separation joint clip.  
2. Please refer to Submittal Sheet AC3271 for more information about the DH4 four-way seismic separation joint clip.

TEE TO TEE

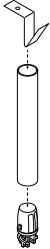
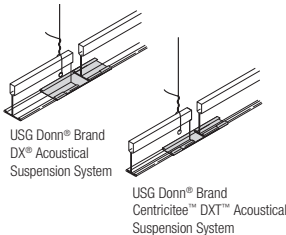
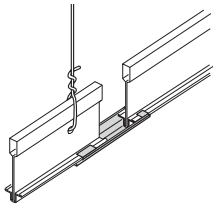
LIGHT-FIXTURE CLIP

USG SUSPENSION SYSTEMS ACCESSORIES  
GRID INSTALLATION

ORDER SAMPLES/LITERATURE  
USG: usg.com or samplit@usg.com  
CGC: contact Sales Representative

FOR MOST UP-TO-DATE  
TECHNICAL INFORMATION  
AND LEED REPORT TOOL  
usgdesignstudio.com  
cgcdesignstudio.com  
usg.ecomedes.com

TECHNICAL SERVICES  
800 USG.4YOU (874-4968)

<b>Compression Post Clips</b> K  Top clip and bottom end plug for 3/4" conduit. Conduit not included.  	<b>Tee Face Sleeve</b> L1  To cut in tees to existing system and for separation joints.  	<b>Tee Face Sleeve¹</b> L2  To cut in tees to existing system and for separation joints.  
--	--	--

<b>Accessory Hanger Hook²</b> M  Remove top clip for use with standard 1/4" USG Donn® Brand Fineline® Acoustical Suspension System.  	<b>Universal Partition Attachment Clip</b> N1  Reversible for use with all USG Donn® Brand grid types.  	<b>Unopposed Tee Attachment Clip</b> N2  Used to securely attach unopposed cross tees to main tees. Seismic compliant. Requires pop rivet.  
--	--	--

Catalog Number	Description	Packaging/Ctn.		Detail Key
		Pcs.	Wt. (lb.)	
CPC34	25 Each Top Clip and Bottom Plug, Makes 25 Posts	25	2.0	K
TFS-1	Tee Face Sleeve (3" long) for 15/16" USG Donn® Brand DX®/DXL™ Acoustical Suspension System	100	10	L1
TFS-2	Tee Face Sleeve (3" long) for 9/16" USG Donn® Brand Centricitee™ DXT™ Acoustical Suspension System	100	3	L1
TFS-3	Tee Face Sleeve (3" long) for USG Donn® Brand Fineline® DXF™ Acoustical Suspension System with 1/4" Reveal	250	4	L1
TFS-4	Tee Face Sleeve (3" long) for USG Donn® Brand Fineline® 1/8 DXFF™ Acoustical Suspension System with 1/8" Reveal	250	4	L1
TFS-5	Tee Face Sleeve (3" long) for USG Donn® Brand Identitee® DXI™ Acoustical Suspension System with 1/8" Reveal	100	4	L2
TFS-5 DXI FC	Tee Face Intersection sleeve (3" long) for USG Donn® Brand Identitee® DXI™ Acoustical Suspension System with 1/8" Reveal	250	4	L2
AH1	Accessory Hanger Hook (white, injection molded)	50	1	M
UPAC-1	Universal Partition Attachment Clip for SQ and reveal edge panels	100	8	N1
UTAC	Unopposed Tee Attachment Clip	100	5	N2

**Notes**

1. The USG Donn® Brand Identitee® DXI™ Tee-Face Intersection Sleeve (TFS-5 DXI FC) is used for off-module intersections to maintain the clean, uninterrupted aesthetic of the grid profile.

2. Whenever possible the accessory hanger hook should be installed on a main tee. If an accessory hanger hook is installed on a main tee, the load should not exceed 10 lb. without installing a supplementary hanger wire support to the structure at the location of the hanger hook. If an accessory hanger hook is installed on a cross tee, the load should not exceed 4 lb. without installing a supplementary hanger wire support to the structure at the location of the hanger hook. The accessory hanger hook is not designed to support loads exceeding 30 lb.

COMPRESSION POST  
CLIPS

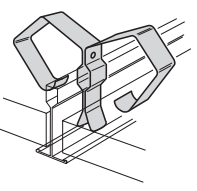
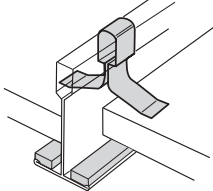
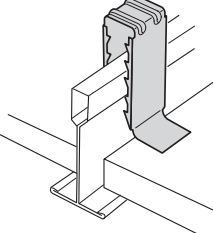
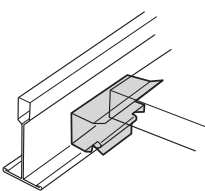
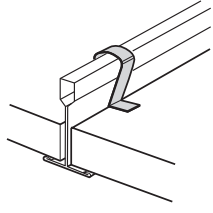

TEE ACCESSORIES

# USG SUSPENSION SYSTEMS ACCESSORIES GRID INSTALLATION

**ORDER SAMPLES/LITERATURE**  
USG: [usg.com](http://usg.com) or [samplit@usg.com](mailto:samplit@usg.com)  
CGC: contact Sales Representative

**TECHNICAL SERVICES**  
800 USG.4YOU (874-4968)

**FOR MOST UP-TO-DATE  
TECHNICAL INFORMATION  
AND LEED REPORT TOOL**  
[usgdesignstudio.com](http://usgdesignstudio.com)  
[cgcdesignstudio.com](http://cgcdesignstudio.com)  
[usg.ecomedes.com](http://usg.ecomedes.com)

<b>Panel Retention Clip 20428'</b> N3 For impact resistance. 	<b>Hold-Down Clip</b> O1 To maintain a Clean Room seal. 	<b>Variable Locking Hold-Down Clip</b> O2 Use as a locking hold-down clip for various acoustical and metal panels. 
<b>Accessible Hold-Down Clip</b> P Use as a hold-down clip for 5/8" panels. Provides ready accessibility. 	<b>Variable Hold-Down Clip</b> Q For 5/8" to 3/4" panels. 	<b>Wall Spring Clip</b> R To hold down perimeter ceiling panels. Useful for maintaining Clean Room seal with US28CE molding. 

Catalog Number	Description	Packaging/Ctn.		Detail Key
		Pcs.	Wt. (lb.)	
20428 (CC 730600)	Panel Retention Clips help prevent panel displacement from incidental contact. Recommended with USG Touchstone™ Acoustical Panels for impact resistance and for panels thicker than 5/8".	200	17	N3
L15	Hold Down Clip - for 5/8" rated panels	1000	7	O1
L15CE	Hold Down Clip - for 5/8" panels w/ Gaskets	500	3.5	O1
PZ	Variable Locking Hold-Down Clip	100	1	O2
L45	Accessible Hold-Down Clip for 5/8" panels	1000	15	P
V15	Variable Hold-Down Clip	1000	8	Q
C-8	Wall Spring Clip	2000	29	R
C-8CE	Wall Spring Clip - for panels w/ Gaskets	500	7.5	R

## Notes

1. For more information about the Keep Clip™ from American Retention Components, Inc., please visit [www.retentionclip.com](http://www.retentionclip.com).

## PANEL RETENTION CLIP

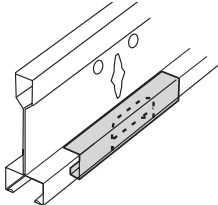
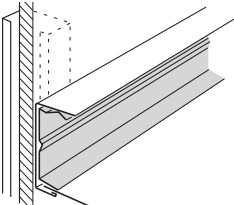
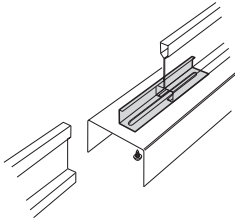
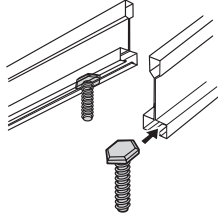

## HOLD-DOWN CLIPS

# USG SUSPENSION SYSTEMS ACCESSORIES - FINELINE®

ORDER SAMPLES/LITERATURE  
USG: usg.com or samplit@usg.com  
CGC: contact Sales Representative

FOR MOST UP-TO-DATE  
TECHNICAL INFORMATION  
AND LEED REPORT TOOL  
usgdesignstudio.com  
cgcdesignstudio.com  
usg.ecomedes.com

TECHNICAL SERVICES  
800 USG.4YOU (874-4968)

<b>Miter Closure Clip for USG Donn® Brand Fineline® Acoustical Suspension System</b> S <p>For closing off unused miters.</p> 	<b>USG Celebration™ Hold-Down Channel Clip</b> T 	<b>Partition Attachment Clip</b> U <p>To screw-attach ceiling-height partitions.</p> 
<b>T-Bolt</b> V <p>To bolt-attach partitions, signage or pendant-mounted indirect lighting.</p> 	<b>USG Donn® Brand Fineline® Acoustical Suspension System Cut-Off Die</b> W <p>Use to field-cut USG Donn® Brand Fineline® tees.</p> 	

Catalog Number	Description	Packaging/Ctn.		Detail Key
		Pcs.	Wt. (lb.)	
MCC3	2" Miter Closure Clip for 1/8" USG Donn® Brand Fineline® Acoustical Suspension System	50	1	S
MCC2	2" Miter Closure Clip for standard USG Donn® Brand Fineline® Acoustical Suspension System	50	1	S
U-2-3/32	10"x11/32"x2-3/32"x3/4" Panel Hold-Down Clip	500	30	T
PAC1	3" Partition Attachment Clip	50	1	U
TB1	1"x1/4"-20 T-Bolt	100	1	V
FC1	USG Donn® Brand Fineline® Acoustical Suspension System Cut-Off Die (scaffold mount)	1	10	W

**Notes**

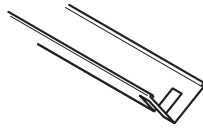
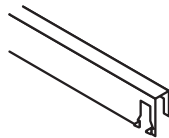
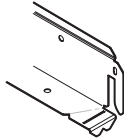
- The partition attachment clip shown above is manufactured by Revoe Manufacturing of Canada and can be purchased through USG.
- Please refer to *USG Exterior Ceiling Applications* (SC2561) for more information about exterior ceiling applications with the T15 and U-2-3/32 hold-down clips. Use T-15 hold-down clip with UA25 molding and use U-2-3/32 hold-down clip with U-2-3/32 molding.

MITER CLOSURE CLIPS²

HOLD-DOWN CLIPS²  
FINELINE® ACCESSORIES



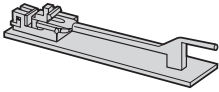
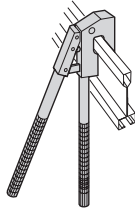
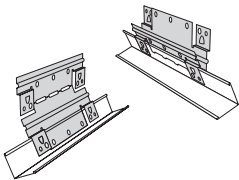
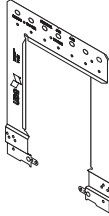
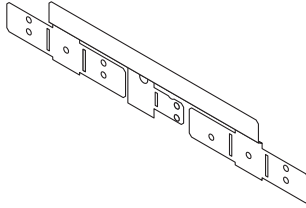
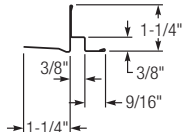
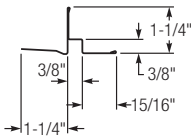
# USG SUSPENSION SYSTEMS ACCESSORIES—STABILIZER BARS

Standard Stabilizer Bar A		Locking Stabilizer Bar B		Accessible Stabilizer Bar C	
					
Catalog Number	Description	Packaging/Ctn.			Detail Key
		LF	Pcs.	Wt. (lb.)	
CC15-20	Standard 20" Stabilizer Bar	83.3	50	11	A
CC15-30	Standard 30" Stabilizer Bar	125	50	17	A
CC15-4-2	Standard 4' Stabilizer Bar Notched 2' o.c.	200	50	27	A
SB12	Locking 12" Stabilizer Bar	200	200	27	B
SB24	Locking 24" Stabilizer Bar	400	200	52	B
SB24-A	Locking 24" Stabilizer Bar Elongated for Ashlar Connection	400	200	52	B
SB36	Locking 36" Stabilizer Bar	300	100	40	B
SB48	Locking 48" Stabilizer Bar	400	100	50	B
SB48-24	Locking 24" Stabilizer Bar 24" Center-to-Center Notch	400	100	50	B
SB60	Locking 60" Stabilizer Bar	500	100	64	B
ASB24	Accessible 24" Stabilizer	50	25	17	C
ASB30	Accessible 30" Stabilizer Bar	62.5	25	25	C
ASB48	Accessible 48" Stabilizer	100	25	33	C
ASB600MM	Accessible 600 mm Stabilizer Bar	15(m)	25	17	C
ASB900MM	Accessible 900 mm	22.5(m)	25	25	C
ASB1200MM	Accessible 1200 mm	30(m)	25	33	C

## Notes

1. Please refer to *Application Guide* (IC592) for more information about USG stabilizer bars in plank and large panel applications.

# USG SUSPENSION SYSTEMS ACCESSORIES—MISCELLANEOUS

<b>Universal Field Cross Tee Hole Tool</b> For all USG Donn® Brand Acoustical Suspension Systems. 	<b>Handheld Field Cross Tee Hold Tool</b> For all USG Donn® Brand Acoustical Suspension Systems. 	<b>SB2 Sloped Ceiling Bracket</b> 
<b>USG Logix™ Universal Yoke</b> 	<b>Utility Module Bracket</b> 	<b>USG Donn® Brand SL DXT™</b> 
<b>USG Donn® Brand SL DX®</b> 		

Catalog Number	Description	Packaging/Ctn.	
		Pcs.	Wt. (lb.)
215738	Universal Field Cross Tee Hole Tool	1	30
200308	Handheld Cross Tee Hole Tool	1	5
204755	Replacement Die Block for Universal Cross Tee Tool	1	1
276759	Replacement Die Block for Handheld Cross Tee Tool	1	1
214418	Replacement Punch for Universal Cross Tee Tool	1	1
276760	Replacement Punch for Handheld Cross Tee Tool	1	1
206262	Replacement Punch for Handheld Cross Tee Tool	1	1
B11	USG Donn® White Spray Paint (004) <sup>1</sup>	6	7
B13	Flat White Spray Paint (050) <sup>1</sup>	6	7
B14	Flat Black Spray Paint (205) <sup>1</sup>	6	7
B15	Silver Satin Spray Paint (002) <sup>1</sup>	6	7
PC15 GAL	Standard Gallon <sup>2</sup>	1	12
PC16 QT	Standard Quart <sup>2</sup>	1	3
PC19 GAL	Custom Gallon	1	12
PC20 QT	Custom Quart	1	3
LGXUNVYK	USG Logix™ Integrated System Universal Yoke 4, 6, 100 mm, 150 mm, HDG, 2-Part Yoke	10	4
UMB-4-6	4, 6, Utility Module Bracket (UMB)	8	1.9
UMB-100-150	100 mm, 150 mm, Utility Module Bracket (UMB)	8	1.9
SB2	SB2 Adjustable Wall Molding Bracket—used to secure standard wall molding at an angle to accommodate a sloped acoustical ceiling.	100	11
CPDWA9120	10' Drywall to Acoustic Transition Trim, Shadowline 9/16" Flat White 050	12	39
CPDWA15120	10' Drywall to Acoustic Transition Trim, Shadowline 15/16" Flat White 050	12	41

## Notes

- One carton contains six 12 oz. cans. Paints cannot be shipped air freight.
- Specify color number from price list.
- Punch tools are not covered under the USG Standard Product Warranty.

## CROSS TEE HOLE PUNCHES<sup>3</sup>

## TOUCH-UP PAINT

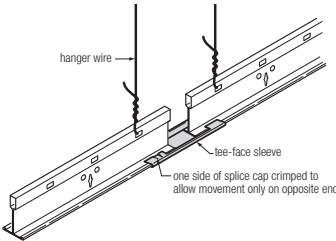
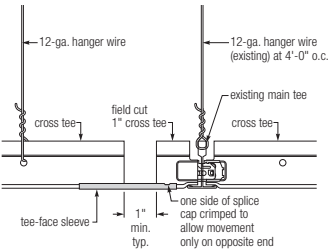
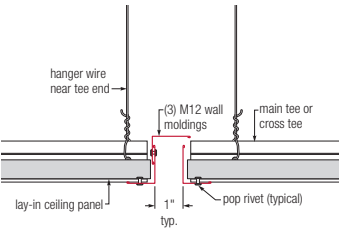
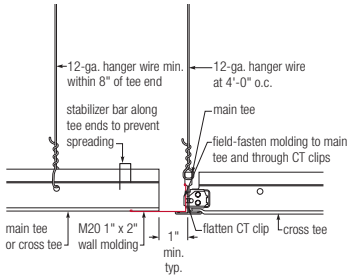
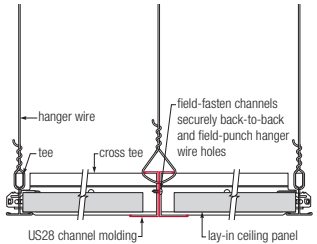
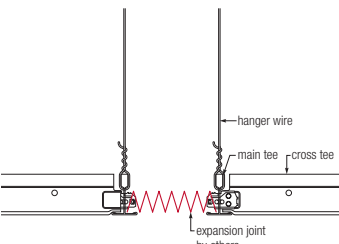
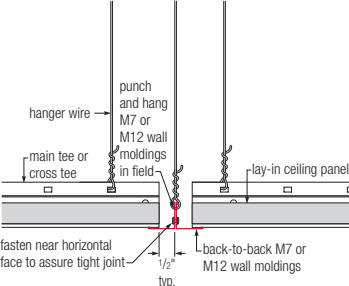
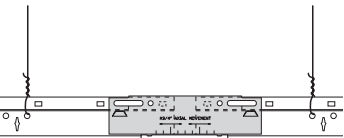
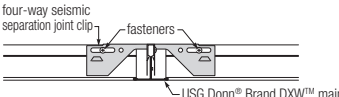
## USG LOGIX™ INTEGRATED SYSTEM

## ADJUSTABLE WALL MOLDING BRACKET

## DRYWALL TO ACOUSTIC TRANSITION TRIM

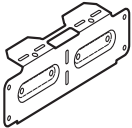

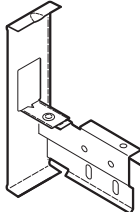
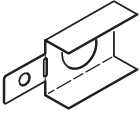
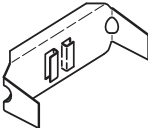

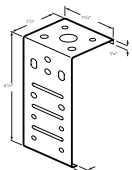

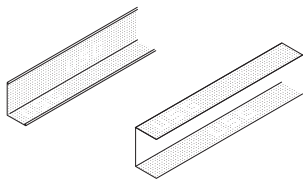
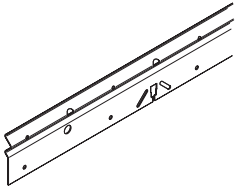
# USG SUSPENSION SYSTEMS ACCESSORIES—SEPARATION JOINTS

When a separation joint is required, USG offers several options that are practical, easy to install, and designed for minimal visibility. USG Donn® Brand separation joints represent the greatest range of options to satisfy the stringent requirements for separation joints.

<b>Tee Face (Main Tee or Cross Tee) Sleeve</b>  Available for USG Donn® Brand DX®/DXL™, Identitee® DXI™, Centricitee™ DX™/DXLT™ and Fineline® DXF™/DXFF™  	<b>Tee Face (Cross Tee) Sleeve</b>  	<b>Expansion Joint—M12 Molding</b>  
<b>Expansion Joint—M20 Molding</b>  	<b>Expansion Joint—US28 Molding</b>  	<b>Expansion Joint—Accordion Style</b>  
<b>Expansion Joint—M7 Molding</b>  	<b>Expansion Joint DH2</b>  	<b>Slip Joint</b>  

# USG SUSPENSION SYSTEMS

## ACCESSORIES—DRYWALL SUSPENSION

<b>DGSC-180—Splice Clip</b> <b>A</b> 	<b>DGTC-90—Transition Clip</b> <b>B</b> 	<b>DGC4, DGC6, DGC8—Compasso™ Drywall Clip</b> <b>C</b> 
<b>DGWC—Wall Attachment Clip</b> <b>D</b> 	<b>DGSP-180—Splice Plate</b> <b>E</b> 	<b>DGHUB—Dome Hub</b> <b>F</b> 
<b>CMAC-1—Close Mount Attachment Clip G</b> <b>G</b> 	<b>DGLC-12—Drywall Grid Locking Channel H</b> <b>H</b> 	<b>Drywall Suspension Perimeter Angle and Channel I</b> <b>I</b> 
<b>USG Donn® Brand Index Support Bar</b> <b>J</b> 		

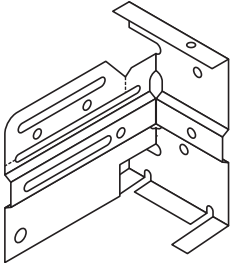
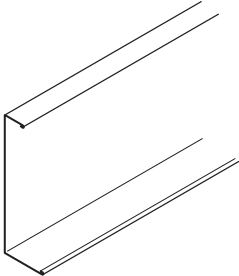
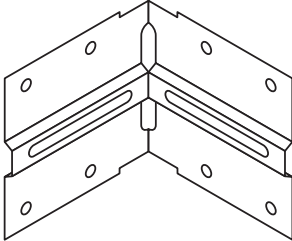
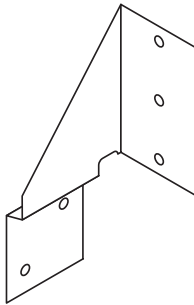
Catalog Number	Description	Packaging/Ctn.		Detail Key
		Pcs.	Wt. (lb.)	
DGSC-180	Drywall Suspension Splice Clip	50	5	A
DGTC-90	Drywall Suspension Transition Clip	50	29	B
DGC4	Drywall Suspension Clip for 4" Compasso	50	1	C
DGC6	Drywall Suspension Clip for 6" Compasso	50	1	C
DGC8	Drywall Suspension Clip for 8" Compasso	50	1	C
DGWC	Drywall Suspension Wall Attachment Clip	50	1	D
DGSP-180	Drywall Suspension Splice Plate	50	5	E
DGHUB	Drywall Suspension Dome Hub	1	1	F
CMAC-1	Direct Mount - Close Mount Attachment Clip	100	2	G
DGLC-12	Direct Mount - Drywall Grid Locking Channel	10	50	H
DGWM-24	12' x 1-1/2" x 1" Knurled Angle Mold	20	77	I
DGCM-27E	Drywall U Channel Mold - G90	30	94	I
ISB109	USG Donn Indexed Support Bar, G30, 109 1/2"	16	48	J

### Notes

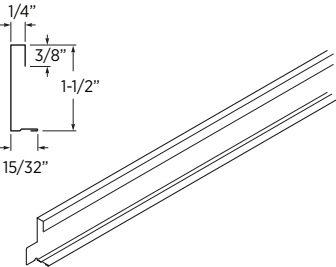
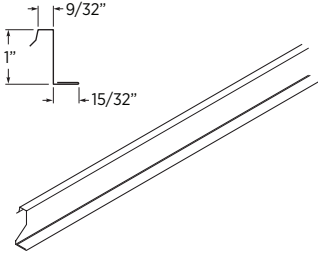
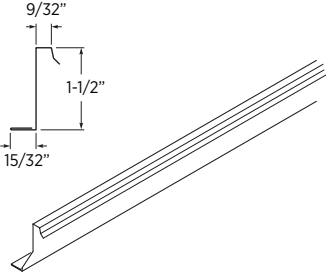
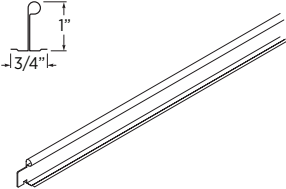
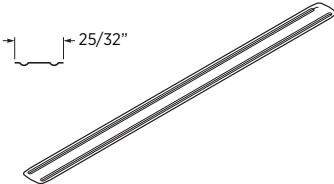
1. Consult the USG Drywall Suspension System Guide (AC3152) for additional details.



# USG SUSPENSION SYSTEMS ACCESSORIES—ADVANCESPAN™

AdvanceSpan™ Channel Molding		AdvanceSpan™ Channel Molding Clip	
			
AdvanceSpan™ Main Tee Splice Plate		AdvanceSpan™ Main Tee Cross Brace Clip	
			
Catalog Number	Description	Packaging/Ctn.	
		Pcs.	Wt. (lb.)
US44	10' x 2-7/8" x 1" x 1/2" AdvanceSpan™ Channel Molding	20 (200 LF)	58
US44CC	US44 AdvanceSpan™ Channel Molding Clip	100	10.5
	US44 AdvanceSpan™ Channel Molding Clip, Small Pack	30	3.3
ASMTSP	AdvanceSpan™ Main Tee Splice Plate	25	4.5
ASCBC	AdvanceSpan™ Main Tee Cross Brace Clip	25	3.25

# USG SUSPENSION SYSTEMS ACCESSORIES—DX® CONCEALED

<p><b>Access Spline use with BPC234</b></p> 	<p><b>Closing Spline</b></p> 
<p><b>Closing Spline</b></p> 	<p><b>Tee Spline</b></p> 
<p><b>Flat Spline</b></p> 	

Catalog Number	Description	Packaging/Ctn.	
		Pcs.	Wt. (lb.)
BPA424	4' x 1-1/2" Access Spline use with BPC234	75 (300 LF)	52
BPC116	1" x 11" Closing Spline	400 (366 LF)	32
BPC234	23" x 1-1/2" Closing Spline	400 (767 LF)	77
DE416	4' x 1" Tee Spline	60 (240 LF)	46
DEN416	4' x 1" Notched Tee Spline use with BPC116	60 (240 LF)	32
DT416	4' x 1" Tee Spline	60 (240 LF)	33
E10	11" Flat Spline	500	18

**Notice**  
 The information in this document is subject to change without notice. CGC Inc. or USG Corp. assumes no responsibility for any errors that may inadvertently appear in this document.

**AC2396/rev. 8-24**  
 © 2024 USG Corporation and/or its affiliates. All rights reserved. Printed in USA

Manufactured by USG Interiors, LLC  
 550 West Adams Street  
 Chicago, IL 60661

The trademarks USG, CGC, ADVANCESPAN, CE, CELEBRATION, CENTRICITEE, COMPASSO, DONN, DX, DXF, DXFF, DXI, DXL, DXLA, DXLT, DXT, DXW, FINELINE, IDENTITEE, LOGIX, ROCK FACE, ZXLA, the USG/CGC logo, the design elements and colors, and related marks are trademarks of USG Corporation or its affiliates.

Safety First! Follow good safety/industrial hygiene practices during installation. Wear appropriate personal protective equipment. Read SDS and literature before specification and installation.

