

## Rosetta

### Modular Seating Collection

When ordering this product, specification codes must be added to unit Model Number, as shown below.

NOTE: Upholstery and/or additional options must be specified separately.



MODEL  
NUMBER –

# RM100-AL-BHP

Rosetta

Rosetta  
Modular Seating Collection

Different fabrics may be specified on the seat and on the back. In this case, use the higher grade of the two. No additional upcharge applies. All prices are in CA dollars (CAD).

RM100-AL-BHP

DESCRIPTION –

Single Chair



DIMENSIONS –

Width 23
Depth 28
Height 32
Seat Width 18
Seat Depth 18
Seat Height 18
COM Yard 2.25
COM Yard Back 1.25
COM Yard Seat 1
Cubic Feet 14
Ship Weight 74

OPTIONS –

Moisture barrier	+85
Ganging bracket	+99

MODEL NO.	COM/1	2	3	4	5	6	7	8
RM100-AL-BHP	2534	2686	3332	2991	3143	3295	3449	3601

RM200-AL-BHP

DESCRIPTION –

Two-seat




DIMENSIONS –

Width 46
Depth 28
Height 32
Seat Width 46
Seat Height 18
Seat Depth 18
COM Yard 4.5
COM Yard Back 2.5
COM Yard Seat 2
Cubic Feet 27
Ship Weight 141

OPTIONS –

Moisture barrier	+170
Ganging bracket	+99

MODEL NO.	COM/1	2	3	4	5	6	7	8
RM200-AL-BHP	3586	3892	4198	4505	4811	5118	5424	5731



Rosetta  
Modular Seating Collection

Different fabrics may be specified on the seat and on the back. In this case, use the higher grade of the two. No additional upcharge applies. All prices are in CA dollars (CAD).

RMB-SPB-BHP

DESCRIPTION –

Spacer Bench



DIMENSIONS –

Width 23
Depth 28
Height 18
Seat Width 23
Seat Depth 18
Seat Height 18
COM Seat 1.5
Cubic Feet 8
Ship Weight 63

OPTIONS –

Moisture barrier	+120
Ganging bracket	+99

MODEL NO.	COM/1	2	3	4	5	6	7	8
RMB-SPB-BHP	1733	1835	1937	2039	2141	2244	2345	2448

RMB-200-BHP

DESCRIPTION –

Two-seat Bench




DIMENSIONS –

Width 46
Depth 28
Height 18
Seat Width 46
Seat Depth 18
Seat Height 18
COM Seat 2.5
Cubic Feet 15
Ship Weight 124

OPTIONS –

Moisture barrier	+120
Ganging bracket	+99

MODEL NO.	COM/1	2	3	4	5	6	7	8
RMB-200-BHP	2833	3003	3173	3344	3514	3685	3854	4024



Rosetta  
Modular Seating Collection

Different fabrics may be specified on the seat and on the back. In this case, use the higher grade of the two. No additional upcharge applies. All prices are in CA dollars (CAD).

RMR30-IN-BHP

DESCRIPTION –

30° Curve, inside



DIMENSIONS –

Width 35
Depth 29
Height 31.5
Seat Width 20–29.5
Seat Depth 18
Seat Height 18
COM Yard 4
COM Yard Back 2
COM Yard Seat 2
Cubic Feet 21
Ship Weight 97

OPTIONS –

Moisture barrier	+85
Ganging bracket	+99

MODEL NO.	COM/1	2	3	4	5	6	7	8
RMR30-IN-BHP	2874	3112	3350	3589	3827	4065	4303	4542

RMR45-IN-BHP

DESCRIPTION –

45° Curve, inside




DIMENSIONS –

Width 41
Depth 30
Height 31.5
Seat Width 20–33.5
Seat Depth 18
Seat Height 18
COM Yard 4
COM Yard Back 2
COM Yard Seat 2
Cubic Feet 25
Ship Weight 106

OPTIONS –

Moisture barrier	+85
Ganging bracket	+99

MODEL NO.	COM/1	2	3	4	5	6	7	8
RMR45-IN-BHP	3589	3827	4065	4303	4541	4779	5017	5256



Rosetta  
Modular Seating Collection

Different fabrics may be specified on the seat and on the back. In this case, use the higher grade of the two. No additional upcharge applies. All prices are in CA dollars (CAD).

RMR30-OUT-BHP

DESCRIPTION –

30° Curve, outside



DIMENSIONS –

Width 35
Depth 29
Height 31.5
Seat Width 25.5–34.5
Seat Depth 18
Seat Height 18
COM Yard 3.5
COM Yard Back 1.5
COM Yard Seat 2
Cubic Feet 21
Ship Weight 88

OPTIONS –

Moisture barrier	+85
Ganging bracket	+99

MODEL NO.	COM/1	2	3	4	5	6	7	8
RMR30-OUT-BHP	2874	3112	3350	3589	3827	4065	4303	4542

RMR45-OUT-BHP

DESCRIPTION –

45° Curve, outside




DIMENSIONS –

Width 38.5
Depth 30
Height 31.5
Seat Width 25–38.5
Seat Depth 18
Seat Height 18
COM Seat 3.5
COM Yard Back 1.5
COM Yard Seat 2
Cubic Feet 24
Ship Weight 89

OPTIONS –

Moisture barrier	+85
Ganging bracket	+99

MODEL NO.	COM/1	2	3	4	5	6	7	8
RMR45-OUT-BHP	3567	3805	4043	4281	4519	4757	4995	5234



Rosetta  
Modular Seating Collection

Different fabrics may be specified on the seat and on the back. In this case, use the higher grade of the two. No additional upcharge applies. All prices are in CA dollars (CAD).

RMB30-BHP

DESCRIPTION –

30" Curve Bench



DIMENSIONS –

Width 35
Depth 29
Height 18
Seat Width 20–34.5
Seat Depth 28
Seat Height 18
COM Yard Seat 2.5
Cubic Feet 12
Ship Weight 74

OPTIONS –

Moisture barrier	+85
Ganging bracket	+99

MODEL NO.	COM/1	2	3	4	5	6	7	8
RMB30-BHP	2102	2272	2443	2613	2783	2954	3123	3293

RMB45-BHP

DESCRIPTION –

45" Curve Bench




DIMENSIONS –

Width 41.5
Depth 30
Height 18
Seat Width 20–41.5
Seat Depth 28
Seat Height 18
COM Yard Seat 2.5
Cubic Feet 15
Ship Weight 81

OPTIONS –

Moisture barrier	+85
Ganging bracket	+99

MODEL NO.	COM/1	2	3	4	5	6	7	8
RMB45-BHP	2545	2714	2880	3055	3225	3396	3565	3735



Rosetta  
Modular Seating Collection

Different fabrics may be specified on the seat and on the back. In this case, use the higher grade of the two. No additional upcharge applies. All prices are in CA dollars (CAD).

RM-RT-BHP

DESCRIPTION –

Rectangular Table



DIMENSIONS –

Width 23  
Depth 28  
Height 15.5  
Cubic Feet 6  
Ship Weight 94

RM-RT-BHP	Marmoleum™ with solid surface top	CAD \$	4355
-----------	-----------------------------------	--------	------

RM-SQ-BHP

DESCRIPTION –

Square Table



DIMENSIONS –

Width 28  
Depth 28  
Height 15.5  
Cubic Feet 8  
Ship Weight 114

RM-SQ-BHP	Marmoleum™ with solid surface top	CAD \$	4906
-----------	-----------------------------------	--------	------

