



GSA prices effective October 7, 2024
(based on July 1, 2024, commercial price list)
Published March 2025

Workspaces

Canvas Office Landscape® 10-Day or Less

General Services Administration Federal Supply Service Authorized Federal Supply Schedule Price List

Online access to contract ordering information, terms and conditions, up-to-date pricing, and the option to create an electronic delivery order is available through GSA Advantage!, a menu-driven database system. The Internet address for GSA Advantage! is www.gsaadvantage.gov.

Office Furniture
FSC/PSC 7110/7125
Contract Number: GS-03F-036DA
UEI: Q2K3MSZ843D8
Contract Period: December 21, 2015—December 20, 2025

MillerKnoll, Inc.
855 East Main Avenue
Zeeland, Michigan 49464
(616) 654 3000 Phone
(616) 654 8278 Fax
www.HermanMiller.com/government

Business Size: Large

Contract Information

1a. Special Item Numbers (SIN)

SIN 33721

Furniture Systems, Computer Furniture, Filing and Storage, Tables and Accessories, Upholstered Seating and Multi-Purpose Seating, Project Management, Reconfiguration and Relocation Services, Design/Layout and Installation Services

SIN 33721P

Packaged Offices

SIN 337127

Modular Laboratory Furniture Systems

SIN 339113H

Healthcare Furniture

SIN OLM

Order-Level Materials (OLMs)

This SIN is only for products and/or services used in direct support of the purchase of new furniture. It requires approval from the ordering Contract Officer. Please contact your local MillerKnoll Inc. representative to discuss the appropriate use of this SIN.

SIN 532289

Leasing

Contact MillerKnoll Inc participating government dealer for current leasing information.

1b. Lowest Priced Model

SIN 33721:	BVP3.S	\$7.27
SIN 33127:	TW113	\$5.81
SIN 339113H:	CR900NR	\$483.80

1c. Service Rates

Project Management

Furniture Project Manager: \$64.75 per hour
Furniture Project Coordinator: \$49.00 per hour
Build-Out Project Manager: \$80.00 per hour

Reconfiguration and Relocation Services

Not to exceed \$55 per hour.

See * Additional Notes for Installation & Reconfiguration and Relocation Services.

Design/Layout

Not to exceed \$65 per hour.

Installation Services

Not to exceed \$55 per hour (\$82.50 per hour for after-hours Installation).

See * Additional Notes for Installation & Reconfiguration and Relocation Services.

2. Maximum Order

SIN 33721, 337127, NEW, OLM

\$250,000 net product value

SIN 33721P

\$250,000 net value

SIN 339113H

\$500,000 net product value

3. Minimum Order

\$100 net

4. Geographic Coverage

Continental U.S.

Orders for Alaska, Hawaii, and Puerto Rico will be shipped F.O.B. inland carrier point of exportation.

5. Point of Production

Zeeland, Ottawa County, Michigan

Spring Lake, Ottawa County, Michigan

Elland, Yorkshire, United Kingdom

Hildebran, Burke County, North Carolina, USA

6. Pricing

Prices shown are list. Discounts include Industrial Funding Fee.

SIN 33721

Standard Lead Time, Single Order Net Purchase \$100 - 250,000, includes approved Herman Miller Options Products.

Product Line	Discount From List
Action Office 1	73.8%
Action Office 2	73.8%
Aeron	64.5%
Ambit Workspace Solutions	74.3%
Asari Chair	53.7%
Aside	64.2%
Bay Work Pod	56.7%
C-Style Overhead Storage	73.8%
Canvas Office Landscape Channel	74.8%
Canvas Office Landscape Dock	74.8%
Canvas Metal Desk	74.8%
Canvas Office Landscape Metal Storage	74.8%
Canvas Office Landscape Private Office	74.8%
Canvas Office Landscape Wood Storage	74.8%
Canvas Office Landscape Vista	74.8%
Canvas Office Landscape Wall	74.8%
Caper	61.5%
Commend Nurses Station	73.3%
Cosm	61.7%
Eames® Aluminum Group	58.7%
Eames Conference & Dining Tables	73.6%
Easton Family	54.91%
Embody	59.7%
Energy Distribution Systems	73.8%
Ethospace System	73.8%
Everywhere™ Tables	73.8%
Exclave	61.7%

Contract Information

continued

Fuld	59.7%
Headway™ Tables	73.8%
Intent Solution	58.7%
Layout Studio®	60.7%
Lighting	73.8%
Lino	63.7%
Meridian Laterals	67.3%
Meridian Pedestals	64.2%
Meridian Towers	62.7%
Meridian Storage	62.7%
Mirra 2	61.7%
Motia Tables	73.8%
NaughtOne	50.0%
Nemschoff	54.91%
Nevi™ Tables	73.8%
Nevi Link	73.8%
OE1 Boundary	72.8%
OE1 Community Elements	61.7%
OE1 Micro Packs	73.8%
OE1 Storage	72.8%
OE1 Tables and Benching	73.8%
Overlay™	62.7%
Plex® Lounge Furniture	59.5%
Pronta Stacking Chair	57.7%
Public Office Landscape	61.7%
Renew™ Tables	73.8%
Renew Link	73.8%
Sayl	62.2%
Setu	59.7%
Swoop Lounge Furniture	60.7%
Thrive Portfolio	62.0%
Thrive Portfolio-CBS Products Extension	62.0%
Tu Lateral Files	74.3%
Tu Pedestals	73.8%
Tu Storage	74.3%
Tu Towers	74.3%
Tu Wood Cases	74.3%
Tu Wood Cubbies	74.3%
Tu Wood Credenzas	74.3%
Tu Wood Pedestals	74.3%
Tu Wood Towers	74.3%
Valor™ Family	54.91%
Verus	63.7%
Zeph	60.2%

Services

Please refer to section 19 for Terms and Conditions of Installation/ Reconfiguration and Relocation Services.

Project Management

Services under this SIN may be used only in conjunction with the purchase of new furniture. Please contact your local MillerKnoll Inc. representative to discuss the available labor categories (listed below). The hourly rates listed are “Not To Exceed” or “NTE” values.

Furniture Project Manager: \$64.75 per hour
Furniture Project Coordinator: \$49.00 per hour
Build-Out Project Manager: \$80.00 per hour

Reconfiguration and Relocation Services

Reconfiguration and Relocation Services will be provided by MillerKnoll Inc. or its participating dealer based on a fee not to exceed \$55 per hour.

See * Additional Notes for Installation & Reconfiguration and Relocation Services.

Design/Layout

Design service will be provided by MillerKnoll Inc. or its participating dealer based on a fee not to exceed \$65 per hour.

Installation Services

Installation Services will be provided by MillerKnoll Inc. or its participating dealer based on a fee not to exceed \$55 per hour (\$82.50 per hour for after-hours Installation).

See * Additional Notes for Installation & Reconfiguration and Relocation Services.

SIN 337127

Standard Lead Time, Single Order Net Purchase \$100 - 250,000, includes approved Herman Miller Options Products.

Product Line	Discount From List
Action Lab	58.5%
Compass System	58.5%
Co/Struc System	58.5%
Healthcare Carts	18.0%
Mora System	58.5%
Bedside Cabinets	58.5%

SIN 33721P

Packaged Office Furniture - Maximum Order \$250,000 (net).

Includes packaged furniture solutions for customers needing to furnish an office.

SIN 339113H

Standard Lead Time, Single Order Net Purchase \$100 - 500,000, includes approved Herman Miller Options Products.

Product Line	Discount From List
Nemschoff Healthcare Furniture	54.91%

7. Quantity Discounts

Reference item #6.

8. Payment Terms

Net 30 days

9. Foreign Items

None

10. Time of Delivery

- a. 90 day ARO
- b. Expedited delivery: Items listed in the 10-Day section of the catalogs are available for expedited delivery.
- c. Overnight/2-day delivery: Select items may be available for overnight or 2-day delivery. Contact MillerKnoll Inc. or a participating dealer for availability and rates.
- d. Urgent requirements: Agencies may contact contractor or participating dealer to request faster delivery.

Contract Information

continued

11. F.O.B.

F.O.B. destination except Alaska, Hawaii, and Puerto Rico, which will be shipped F.O.B. inland carrier point of exportation.

12. Ordering Address

a. MillerKnoll Inc.

Government Customer Care 0161
855 East Main Avenue
Zeeland MI 49464.

b. For supplies and services, the ordering procedures information on Blanket Purchase Agreements (BPA's) are found in Federal Acquisition Regulation (FAR) 8.405-3.

13. Payment Address.

MillerKnoll Inc.
22764 Network Place
Chicago, IL 60673-1227

14. Warranty

MillerKnoll Inc. commercial warranty applies.

15. Export Packing Charge

Prices supplied on request.

16. Rental Maintenance and Repair Terms

Not applicable

17. Terms and Conditions of Installation/Reconfiguration and Relocation Services

* Additional Notes for Installation & Reconfiguration and Relocation Services:

FOB Destination (Drop Ship): Price includes product delivery to the site, brought to the tailgate of the truck. The purchaser is responsible for unloading.

Prices effective up to the maximum order by SIN only. Above the MO, pricing shall be negotiated on a case-by-case basis between the client and local dealer.

Standard Services are Subject to the Following Conditions:

Installation will be performed during normal weekday working hours.

Adequate facilities for delivery, unloading, moving and staging/storing the product during the installation process shall be provided.

Service work will not be hindered by other trades.

Electric, heat, and adequate elevator service will be furnished without charge.

The immediate installation area shall be complete and free of debris including the carpet/flooring before installation commences.

Any work requiring a licensed electrician is the responsibility of the buyer.

Additional Charges May Apply For:

Major Metro Markets and any non-ground floor installation.

Major Metro Markets include large population centers and urban environments.

Installation in a clinical/medical environment.

Special restrictions or limits established by local laws, ordinances or the directions of the buyer, including but not limited to restrictions on transportations of materials, street access to the job site and/or dock facilities.

Installations outside of a 50 mile radius of the servicing dealer.

Local Prevailing Wage and/or Union Labor Rates.

Any additional charges shall be quoted by the dealer and approved by the buyer prior to performance of the work.

18. Terms and Conditions of Repair Parts

Not applicable

19. Service and Distribution Points

For service and distribution points nearest you, call (800) 851 1196.

20. Participating Dealers

Access Herman Miller web site for current list of participating dealers: www.HermanMiller.com/where-to-buy/contact-a-dealer/. Select your market by using the filter.

21. Preventive Maintenance

Not applicable

22a. Special Attributes.

2022

MillerKnoll earns its 15th consecutive perfect score in Human Rights Campaign Foundation's 2022 Corporate Equality Index.

2021

The OE1 Trolley and Micro Packs are both winners of the 2021 Archiproducts international design competition in the Office Category.

MillerKnoll is named to Michigan's Best and Brightest in Wellness List for 2021.

MillerKnoll is awarded Platinum Rating in CSR by EcoVadis.

OE1 is named winner of Wallpaper's "Most Futuristic Furniture" Category as part of their first-ever Smart Space Awards.

OE1 receives the Workplace category award from Fast Company's 2021 Innovation by Design Awards.

MillerKnoll is named to Fast Company's Annual List of the World's Most Innovative Companies for 2021.

MillerKnoll is recognized as a "Disclosure Leader" by the Chemical Footprint Project (CFP).

Contract Information

continued

MillerKnoll earns its 14th consecutive perfect score in Human Rights Campaign Foundation's 2021 Corporate Equality Index.

MillerKnoll is named to Newsweek's List of America's Most Responsible Companies 2021.

Great Lakes Women's Business Council awards MillerKnoll for "Excellence in Supplier Diversity" in the Best In Class category.

2020

Herman Miller is recognized with a 2020 FSC® Leadership Award for our commitment to responsible forestry management.

Herman Miller is named one of Investor's Business Daily Top 50 Best ESG (Environmental, Social, and Corporate Governance) Companies.

Working Mother names Herman Miller as one of the Best Companies for Dads.

Herman Miller is awarded Platinum Rating in CSR by EcoVadis.

Herman Miller is named Diversity Inc 2020 Noteworthy Company for recruitment efforts, employee development opportunities, leadership accountability, and supplier diversity.

Cosm, by Studio 7.5, receives an iF Gold Award in the Office and Industry category at the iF World Design Awards 2020.

Herman Miller earns its 13th consecutive perfect score in Human Rights Campaign Foundation's 2020 Corporate Equality Index.

2019

Mora System casework, designed by Collective Ten for Herman Miller, receives silver in the Industrial and Life Science Design/Medical Furniture category at the European Product Design Awards.

Mora System casework is awarded GOOD DESIGN Award 2019, selected for design excellence and innovation.

National Minority Supplier Diversity Council (NMSDC) names Herman Miller as the 2019 Class 1 Corporation of the Year for leadership in supplier diversity.

TIME Magazine names Cosm to its list of 100 Best Inventions of 2019.

Herman Miller is named #12 Overall and #2 in Manufacturing on Investor's Business Daily Best ESG (Environmental, Social, Governance) Companies.

Herman Miller is recognized as a silver level Certified Veteran-Friendly Employer by the Michigan Veterans Affairs Agency for a commitment to veteran hiring, retention, and development.

For the second year in a row, Herman Miller receives a Gold Medal from EcoVadis in recognition of Corporate Social Responsibility achievement measured in categories of environment, labor and human rights, ethics, and sustainable procurement.

Herman Miller is named "Frontrunner" in Chemical Footprint Project by Clean Production Action for our chemical management policies and practices.

Herman Miller receives International Interior Design Association and Contract's best showroom design award in the "Large Showroom" category at NeoCon.

Herman Miller earns its 12th consecutive perfect score in Human Rights Campaign Foundation's 2019 Corporate Equality Index.

Cosm, designed by Studio 7.5 for Herman Miller, receives a Red Dot Best of the Best Product Design Award in the "Office Chairs" category.

Lino, designed by Sam Hecht and Kim Colin for Herman Miller, receives an iF Design Award in the Product Design category.

2018

Overlay, designed by Birsell+Seck, receives Interior Design Best of Year Award in the Partitions and Wall Systems category.

Herman Miller receives the "Corporation of the Year" in consumer products award from the Michigan Minority Supplier Development Council.

Herman Miller achieves the Advanced Excellence in Supplier Diversity Award from the Great Lakes Women's Business Council for doing business with women-owned suppliers.

Great Lakes Women's Business Council awards Herman Miller for "Excellence in Supplier Diversity" in the Advanced category.

WEConnect awards Herman Miller an Honorable Mention for global supplier diversity initiatives.

As one of the top-scoring companies in the industry for the 14th consecutive year, Herman Miller has qualified for inclusion in RobecoSAM's 2018 Sustainability Yearbook and receives the Silver Class distinction for excellent sustainability performance—economic, environmental, and social.

For the 11th consecutive year, Herman Miller receives a perfect score on the Human Rights Campaign Foundation's Corporate Equality Index and is designated as Best Place to Work for LGBT equality. This report evaluates U.S. companies in terms of diversity, particularly LGBT-related policies and practices.

Contract Information

continued

Herman Miller receives Gold Medal from EcoVadis in recognition of Corporate Social Sustainability achievement measured in categories of environment, labor and human rights, ethics, and sustainable procurement. EcoVadis operates the first web-based collaborative platform that allows companies to assess the environmental and social performance of their global suppliers.

Aeron receives Good Design Award from The Chicago Athenaeum Museum of Architecture and Design.

The Cosm Chair wins Mix Interiors "Product of the Year—Task" award.

2017

Herman Miller receives "Rising Star Award" from the Michigan Veterans Affairs Agency (MVAA) for exhibiting new and novel approaches to veteran recruitment and hiring.

Herman Miller is named the 2017 "Corporation of the Year" in the consumer products sector by the Michigan Minority Supplier Development Council (MMSDC).

Herman Miller receives a 2017 SEAL (Sustainability, Environmental Achievement and Leadership) Business Sustainability Award. SEAL Award winners are determined by a holistic methodology measuring applicants against established benchmarks that demonstrate impact and progress toward creating a healthy planet and a sustainable future.

Herman Miller earns the 4 Star Diversity Visionary Award. This award celebrates the diversity, equality, and inclusion work of Herman Miller. The award is presented at the annual Diversity Equity Inclusion Summit, held by the Grand Rapids Area Chamber of Commerce.

Herman Miller is named one of the Best and Brightest in Wellness for the 5th year in a row.

Herman Miller earns its 10th consecutive perfect score in Human Rights Campaign Foundation's 2017 Corporate Equality Index.

As one of the top-scoring companies in the industry for the 13th consecutive year, Herman Miller has qualified for inclusion in RobecoSAM's 2017 Sustainability Yearbook and receives the Bronze Class distinction for excellent economic, environmental, and social sustainability performance. The selection criteria for inclusion in the Yearbook becomes more rigorous each year, and only the top 15 percent of companies within each industry are selected.

Herman Miller once again earns the WorldatWork Seal of Distinction, a unique standard of excellence in work-life effectiveness that shows we provide a distinct, mutually beneficial workplace experience. Herman Miller is the only furniture manufacturer among the 160 companies across the U.S. and Canada honored with the award.

Herman Miller's Mora wins Nightingale Silver Award in the "Furniture Collections" category at the 2017 Healthcare Design Conference.

2016

Herman Miller earns 9th consecutive perfect score in Human Rights Campaign Foundation's Corporate Equality Index and is designated as Best Place to Work for LGBT equality.

Herman Miller is recognized as the Business of the Year at the Annual Meeting of the West Michigan Environmental Action Council (WMEAC) for being an outstanding partner in support of the growth of WMEAC's programs. WMEAC's award goes to the business with the greatest depth and breadth of support, unwavering dedication to environmental action in West Michigan, and a strong corporate commitment to environmental advocacy.

The 101 Best and Brightest Sustainable Companies once again (5th consecutive year) recognizes Herman Miller as an organization in Michigan (and for the first time, in the nation) that exhibits leadership and innovation in its approach to sustainability. This award celebrates those companies that are making their businesses more sustainable, the lives of their employees better, and the community, both locally and globally, more responsible as a whole.

Herman Miller is recognized by the Michigan Minority Supplier Development Council (MMSDC) as a "Corporation of the Year". Additionally, we are the only West Michigan company this year to receive an "Ambassadors Championing Excellence" Award from the MMSDC.

Herman Miller is recognized with "2016 Excellence in Supplier Diversity Award" from the Great Lakes Women's Business Council.

Herman Miller is recognized as a 2016 Healthiest 100 Workplace in America, ranking 49th in the country for our commitment to health and exceptional corporate wellness programming.

Herman Miller receives the Best and Brightest in Wellness Award for the 4th year in a row. This program is an innovative initiative that recognizes and celebrates quality and excellence in health awareness.

The Michigan Occupational Safety and Health Administration renews Herman Miller's "Star" status, the highest workplace safety and health designation, for the Hickory facility in Spring Lake.

Plex Lounge Furniture from Herman Miller receives #MetropolisLikes award at NeoCon 2016.

Plex Lounge Furniture from Herman Miller receives Interior Design HiP Award for Workplace Seating/Lounge at NeoCon 2016.

Herman Miller is named a 2016 Women on Boards Winning Company. Companies selected for this recognition are considered champions of board diversity as 20 percent or more of their board seats are occupied by women.

Herman Miller is selected for inclusion in the 2016 RobecoSAM Sustainability Yearbook for the 12th consecutive year.

Herman Miller again earns the WorldatWork Work-Life 2016 Seal of Distinction. This award identifies organizations that focus on programs that promote work-life balance and overall well-being.

Contract Information

continued

22b. Section 508 Compliance

Not applicable

23. Unique Entity ID: Q2K3MSZ843D8

24. Registered in System for Award Management (www.SAM.gov) Database

25. Cancellation

Prior to production, no cancellation charge will apply. After production, only actual cost incurred that the contractor can demonstrate if items are sold after 3 months.

26. Restocking Charges

Agencies must notify the contractor for authorization prior to returning any items. The customer agency will be required to pay all packaging and return freight charges. A restocking fee of 50% for Systems Furniture and 35% for all other product lines will be charged for any returned items.

Returns and restocking policy is not applicable to Options products, products under SIN 337127, 339113H, NaughtOne and Nemschoff products.

MillerKnoll Inc. Miscellaneous Information:

Federal ID Number: 38-0837640

Commercial and Government Entity Code (CAGE): 40636

Data Universal Numbering System (DUNS) 00-601-2801

Commercial Entity Code (CEC): 00702290J

Introduction	page 2
Canvas Office Landscape® 10-Day or Less	3
Walls	5
Work Surfaces	34
Storage	62
Screens	69
Lighting	73
Wood Case Bookcases and Towers	74
Accessories (Legacy Products)	77
Indices	79
By Name	79
By Number	81
Appendices	
10-Day or Less Order Information	
10-Day Keyed-Alike Information	
Stain-to-Match Program	
Proprietary Textiles Application Chart - 10-Day Workspaces	
Proprietary Textile Colors - 10-Day Workspaces	
For the latest materials information, refer to the Materials pages on HermanMiller.com.	

Introduction

A Note on the Organization of This Book

There are a few signals that will help you understand the organization of this book. Once you know them, you should be able to find your way around easily.

Like a newspaper, this book is formatted with columns of text and illustrations that run vertically.

Information wraps from one column to the next and continues for as many pages as it needs to.

Black bars are clues.

A black bar at the top of a page signals the start of information about a product.

Specification Information, which always begins at the top of a column, includes a series of steps. Each step represents a decision you need to make in order to complete your product number. Steps must be followed sequentially. The number of pages needed to complete information on a product varies; some will be complete in one page; others may fill three or four pages. Just continue going through the steps until you run into the next product, signaled by the black bar at the top of the page.

Black tabs running along the outside edge of the page help you locate what section you are in or what section you want to go to. You can thumb forwards or backwards to find a section; tabs and text appear on both sides of the page.

The additional pages in the back of the book include the appendices and indices. They are signaled by a long black bar running along the outside edge of the page.

The index is presented two ways.

The first index is in alphabetical order by product name. It can be helpful if you are new to the products and numbering scheme or if you are looking for a type of product, such as work chair or round table.

The second index is by product number. It lists, in alphanumeric order, the base product number, typically a five-digit number.

General Information

This book is effective October 7, 2024, subject to change without notice. Products may be purchased from authorized Herman Miller dealers who will quote prices upon request. For more information about our products and services or to see a list of dealers, visit www.HermanMiller.com.

All prices are list prices. Additional services, such as planning services, design, storage, and installation, are not included and must be added to these prices when the additional services are requested.

Illustrations, specifications, and prices are based on the latest information at the time of publication. The right is reserved to make changes at any time without notice in prices, fabrics, finishes, materials, specifications, and models, and also to discontinue models and finishes.

For additional product information such as dimensional drawings and product descriptions, refer to the standard price books.

Service problems are normally handled by a Herman Miller authorized dealer. Where this cannot be accomplished on a local level, service problems should be referred to the Customer Care Representative for your region, Herman Miller, Inc., Zeeland, Michigan 49464.

Walls

Work Surfaces

Storage

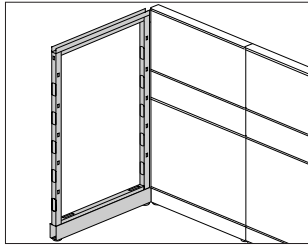
Screens

Lighting

Wood Case Bookcases and Towers

Accessories (Legacy Products)





Specification Information

Step 1.

FT110.

Step 2. Height

35	35" high
42	42" high
46	46" high
53	53" high
57	57" high
68	68" high

Step 3. Width

24	24" wide
30	30" wide
36	36" wide
42	42" wide
48	48" wide

Step 4. Base Option

For 24" wide (24), 30" wide (30), 36" wide (36), 42" wide (42), or 48" wide (48)

A	open base, tapered foot
N	base covers, no knockouts
J	base covers, power/data knockouts
R	base covers, power/data knockouts (meets Chicago electrical code requirements)

Prices for Steps 1-4.

	A	N	J	R
FT110. 35 24	\$232	264	277	282
30	\$242	282	272	299
36	\$258	297	314	318
42	\$277	316	332	336
48	\$296	337	353	365
42 24	\$239	277	291	297
30	\$255	291	305	314
36	\$271	309	324	331
42	\$286	329	344	348
48	\$304	348	368	374
46 24	\$245	285	299	304
30	\$264	298	315	321
36	\$278	316	332	336
42	\$296	336	352	364
48	\$315	356	377	381

53 24	\$258	296	310	316
30	\$272	309	324	332
36	\$288	328	343	348
42	\$304	345	366	369
48	\$322	367	384	392
57 24	\$270	303	318	324
30	\$282	318	335	342
36	\$297	336	352	364
42	\$315	353	374	380
48	\$333	377	394	402
68 24	\$286	321	337	344
30	\$299	337	353	365
36	\$316	353	374	380
42	\$333	374	392	398
48	\$348	394	415	423

Step 5. Base Finish

For base covers, no knockouts (N), base covers, power/data knockouts (J), or base covers, power/data knockouts (meets Chicago electrical code requirements) (R)

Sand Texture Paint

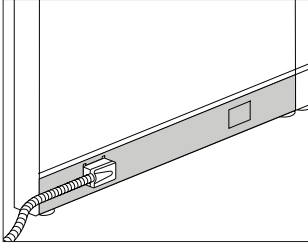
UBK	ultra black (CP)	+\$0
8Q	folkstone grey (CP)	+\$0
91	white (CP)	+\$0
98	studio white (CP)	+\$0
BK	black	+\$0
CL	cool grey neutral	+\$0
G1	graphite (CP)	+\$0
WL	warm stone (CP)	+\$0
WN	warm grey neutral	+\$0

Metallic Paint

611	beige mist metallic (CP)	+\$0
613	silver (CP)	+\$0
EH	metallic bronze	+\$0
SNA	satin aluminum	+\$10
SNB	satin bronze	+\$10
SNC	satin carbon	+\$10

Retrofit Base Cover for Power Entry

FT162.



Specification Information

Step 1.

FT162.

Step 2. Width

24	24" wide
30	30" wide
36	36" wide
42	42" wide
48	48" wide

Prices for Steps 1-2.

FT162. 24	\$62
30	\$70
36	\$78
42	\$83
48	\$87

Step 3. Finish

Sand Texture Paint

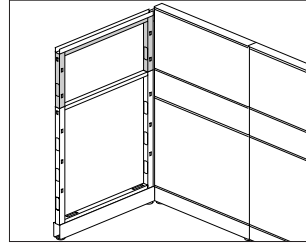
91	white (CP)	+\$0
CL	cool grey neutral	+\$0
WN	warm grey neutral	+\$0

Metallic Paint

611	beige mist metallic (CP)	+\$0
613	silver (CP)	+\$0
EH	metallic bronze	+\$0
SNA	satin aluminum	+\$10
SNB	satin bronze	+\$10
SNC	satin carbon	+\$10

Stacking Frame

FT111.



Specification Information

Step 1.

FT111.

Step 2. Height

11	11" high
22	22" high

Step 3. Width

24	24" wide
30	30" wide
36	36" wide
42	42" wide
48	48" wide

Prices for Steps 1-3.

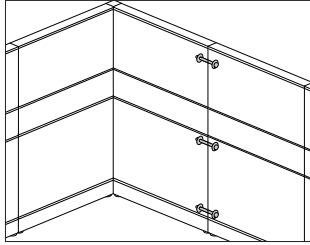
		24	30	36	42	48
FT111. 11		\$218	229	236	245	255
22		\$236	245	255	266	277

Step 4. Application

LD	stacking on 35", 46", 57", 68", 79" base frame	+\$0
----	--	------

Frame-to-Frame Connection Hardware

FT128.



Specification Information

Step 1.

FT128.

Step 2. Frame Height

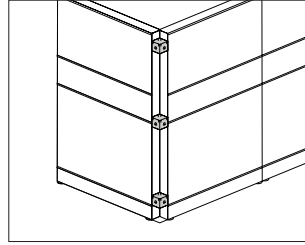
35	35" high
42	42" high
46	46" high
53	53" high
57	57" high
68	68" high

Prices for Steps 1-2.

FT128.	35	\$38
	42	\$39
	46	\$39
	53	\$46
	57	\$49
	68	\$50

90° Universal Connector

FT121.



Specification Information

Step 1.

FT121.

Step 2. Configuration

2	2 way, 90° or 180°
3	3 way
4	4 way

Step 3. Frame Height

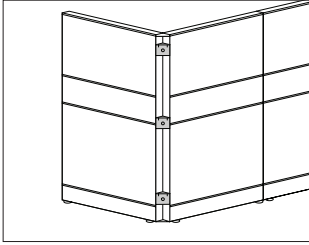
46	for 46"-high frames and lower
57	for 53"-high frames and higher

Prices for Steps 1-3.

		46	57
FT121.	2	\$90	137
	3	\$105	155
	4	\$122	174

120° Universal Connector

FT131.



Specification Information

Step 1.

FT131.

Step 2. Configuration

2 2 way

3 3 way

Step 3. Frame Height

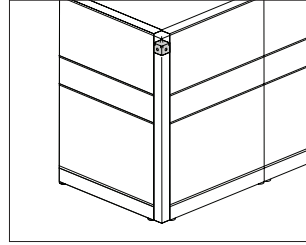
46 for 46"-high frames and lower

Prices for Steps 1-3.

		46
FT131.	2	\$143
	3	\$157

90° Universal Stacking Connector

FT122.



Specification Information

Step 1.

FT122.

Step 2. Configuration

2 2 way, 90° or 180°

3 3 way

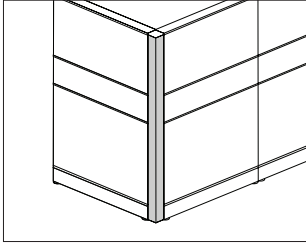
4 4 way

Prices for Steps 1-2.

FT122.	2	\$59
	3	\$71
	4	\$83

90° Connector Cover

FT123.



Specification Information

Step 1.

FT123.

Step 2. Configuration

1	1 side covered
2	2 sides covered
3	3 sides covered

Step 3. Height

For 1 side covered (1) or 2 sides covered (2)

11	11" high
15	15" high (for use with 42" or 53" high frames)
22	22" high
26	26" high (for use with 42" or 53" high frames)
33	33" high
35	35" high
42	42" high
46	46" high
53	53" high
57	57" high
68	68" high

For 3 sides covered (3)

11	11" high
15	15" high (for use with 42" or 53" high frames)
22	22" high
26	26" high (for use with 42" or 53" high frames)
33	33" high

Step 4. Base Option

For 11" high (11), 15" high (for use with 42" or 53" high frames) (15), 22" high (22), 26" high (for use with 42" or 53" high frames) (26), or 33" high (33)

N	no base
---	---------

For 35" high (35), 42" high (42), 46" high (46), 53" high (53), 57" high (57), or 68" high (68)

A	open base, tapered foot
B	base cover/to-the-floor tile

Step 5. Surface Material

P	painted
---	---------

Prices for Steps 1-5.

		AP	NP	BP
FT123.	1 11	—	\$64	—
	15	—	\$66	—
	22	—	\$77	—
	26	—	\$80	—
	33	—	\$87	—
	35	\$56	—	60
	42	\$60	—	63
	46	\$63	—	68
	53	\$68	—	72
	57	\$72	—	76
	68	\$81	—	83
	2 11	—	\$77	—
	15	—	\$80	—
	22	—	\$87	—
	26	—	\$89	—
	33	—	\$96	—
	35	\$76	—	81
	42	\$82	—	84
	46	\$84	—	87
	53	\$88	—	92
	57	\$92	—	94
	68	\$98	—	101
	3 11	—	\$107	—
	15	—	\$114	—
	22	—	\$117	—
	26	—	\$120	—
	33	—	\$126	—

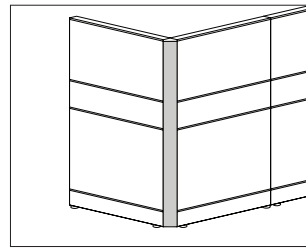
Step 6. Surface Finish

For painted (P)

Sand Texture Paint

UBK	ultra black (CP)	+\$0
91	white (CP)	+\$0
BK	black	+\$0
CL	cool grey neutral	+\$0
G1	graphite (CP)	+\$0
WN	warm grey neutral	+\$0

Metallic Paint		
611	beige mist metallic (CP)	+\$0
613	silver (CP)	+\$0
EH	metallic bronze	+\$0
SNA	satin aluminum	+\$30
SNB	satin bronze	+\$30
SNC	satin carbon	+\$30



Specification Information

Step 1.

FT133.

Step 2. Configuration

1	1 side covered
2	2 sides covered

Step 3. Height

For 1 side covered (1)

35	35" high
46	46" high

For 2 sides covered (2)

11	11" high
-----------	----------

Step 4. Base Option

For 11" high (11)

N	no base
----------	---------

For 35" high (35) or 46" high (46)

A	open base, tapered foot
----------	-------------------------

Step 5. Surface Material

P	painted
----------	---------

Prices for Steps 1-5.

			AP	NP
FT133.	1	35	\$101	—
		46	\$121	—
	2	11	—	\$123

Step 6. Surface Finish

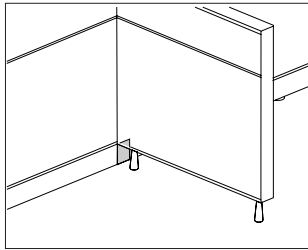
For painted (P)

Sand Texture Paint

UBK	ultra black (CP)	+\$0
8Q	folkstone grey (CP)	+\$0
91	white (CP)	+\$0
98	studio white (CP)	+\$0
BK	black	+\$0
CL	cool grey neutral	+\$0
G1	graphite (CP)	+\$0
WL	warm stone (CP)	+\$0
WN	warm grey neutral	+\$0

Connector Base Filler

FT165.



Specification Information

Step 1.

FT165.

Step 2. Usage

- C** for use between 2 base covers
- E** for use between base cover and connector cover

Prices for Steps 1-2.

FT165. C	\$60
E	\$60

Step 3. Finish

Sand Texture Paint

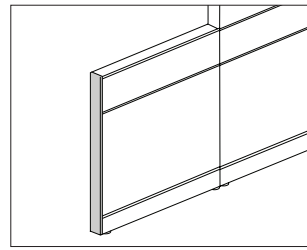
UBK	ultra black (CP)	+\$0
8Q	folkstone grey (CP)	+\$0
91	white (CP)	+\$0
98	studio white (CP)	+\$0
BK	black	+\$0
CL	cool grey neutral	+\$0
G1	graphite (CP)	+\$0
WL	warm stone (CP)	+\$0
WN	warm grey neutral	+\$0

Metallic Paint

611	beige mist metallic (CP)	+\$0
613	silver (CP)	+\$0
EH	metallic bronze	+\$0
SNA	satin aluminum	+\$10
SNB	satin bronze	+\$10
SNC	satin carbon	+\$10

Finished End

FT160.



Specification Information

Step 1.

FT160.

Step 2. Height

35	35" high
42	42" high
46	46" high
53	53" high
57	57" high
68	68" high

Step 3. Base Option

- A** open base, tapered foot
- B** base cover/to-the-floor tile

Step 4. Surface Material

- P** painted

Prices for Steps 1-4.

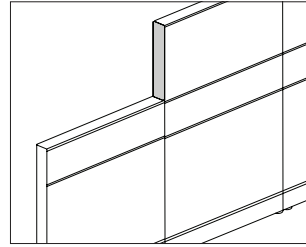
	P
FT160. 35 A	\$76
B	\$84
42 A	\$81
B	\$88
46 A	\$84
B	\$91
53 A	\$88
B	\$95
57 A	\$91
B	\$98
68 A	\$98
B	\$108

Step 5. Surface Finish

Metallic Paint

611	beige mist metallic (CP)	+\$0
613	silver (CP)	+\$0
EH	metallic bronze	+\$0
SNA	satin aluminum	+\$10
SNB	satin bronze	+\$10
SNC	satin carbon	+\$10

Sand Texture Paint		
8Q	folkstone grey (CP)	+\$0
91	white (CP)	+\$0
98	studio white (CP)	+\$0
BK	black	+\$0
CL	cool grey neutral	+\$0
G1	graphite (CP)	+\$0
UBK	ultra black (CP)	+\$0
WL	warm stone (CP)	+\$0
WN	warm grey neutral	+\$0



Specification Information

Step 1.

FT161.

Step 2. Height

11	11" high
15	15" high (for use with 42" or 53" high frames)
22	22" high
26	26" high (for use with 42" or 53" high frames)
33	33" high

Step 3. Type

A	standard, no cable routing
----------	----------------------------

Step 4. Surface Material

P	painted
----------	---------

Prices for Steps 1-4.

	P
FT161. 11 A	\$66
15 A	\$71
22 A	\$75
26 A	\$79
33 A	\$83

Step 5. Surface Finish

Metallic Paint

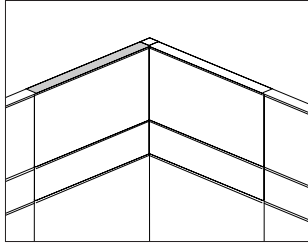
611	beige mist metallic (CP)	+\$0
613	silver (CP)	+\$0
EH	metallic bronze	+\$0
SNA	satin aluminum	+\$10
SNB	satin bronze	+\$10
SNC	satin carbon	+\$10

Sand Texture Paint

8Q	folkstone grey (CP)	+\$0
91	white (CP)	+\$0
98	studio white (CP)	+\$0
BK	black	+\$0
CL	cool grey neutral	+\$0
G1	graphite (CP)	+\$0
UBK	ultra black (CP)	+\$0
WL	warm stone (CP)	+\$0
WN	warm grey neutral	+\$0

Frame Top Cap

FT112.



Specification Information

Step 1.

FT112.

Step 2. Width

24	24" wide
30	30" wide
36	36" wide
42	42" wide
48	48" wide

Step 3. Type

For 24" wide (24), 30" wide (30), 36" wide (36), 42" wide (42), or 48" wide (48)

A standard

Step 4. Surface Material

For standard (A)

P painted

Prices for Steps 1-4.

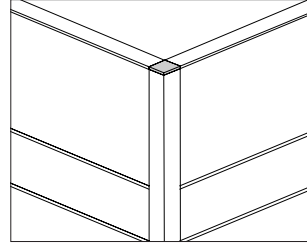
	P
FT112. 24 A	\$46
30 A	\$49
36 A	\$54
42 A	\$61
48 A	\$65

Step 5. Surface Finish

611	beige mist metallic (CP)	+\$0
613	silver (CP)	+\$0
EH	metallic bronze	+\$0
SNA	satin aluminum	+\$10
SNB	satin bronze	+\$10
SNC	satin carbon	+\$10
8Q	folkstone grey (CP)	+\$0
91	white (CP)	+\$0
98	studio white (CP)	+\$0
BK	black	+\$0
CL	cool grey neutral	+\$0
G1	graphite (CP)	+\$0
UBK	ultra black (CP)	+\$0
WL	warm stone (CP)	+\$0
WN	warm grey neutral	+\$0

90° Connector Top Cap

FT126.



Specification Information

Step 1.

FT126.

Step 2. Configuration

1A	for 1 frame top cap
2A	for 2 frame top caps, 90°
2B	for 2 frame top caps, 180°
3A	for 3 frame top caps
4A	for 4 frame top caps

Step 3. Surface Material

P painted

Prices for Steps 1-3.

	P
FT126. 1A	\$47
2A	\$47
2B	\$47
3A	\$47
4A	\$47

Step 4. Surface Finish

Sand Texture Paint

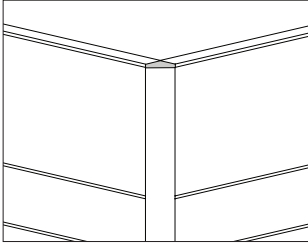
91	white (CP)	+\$0
CL	cool grey neutral	+\$0
WN	warm grey neutral	+\$0

Metallic Paint

611	beige mist metallic (CP)	+\$0
613	silver (CP)	+\$0
EH	metallic bronze	+\$0

120° Connector Top Cap

FT136.



Specification Information

Step 1.

FT136.

Step 2. Configuration

- 1 connects into 1 frame top cap
- 2 connects into 2 frame top caps
- 3 connects into 3 frame top caps

Step 3. Surface Material

For connects into 1 frame top cap (1) or connects into 2 frame top caps (2)

P painted

For connects into 3 frame top caps (3)

P painted

Prices for Steps 1-3.

	P
FT136. 1	\$51
2	\$51
3	\$51

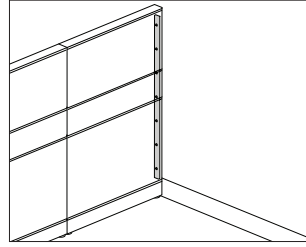
Step 4. Surface Finish

Metallic Paint

611	beige mist metallic (CP)	+\$0
613	silver (CP)	+\$0
EH	metallic bronze	+\$0
SNA	satin aluminum	+\$10
SNB	satin bronze	+\$10
SNC	satin carbon	+\$10

Wall Start

FT190.



Specification Information

Step 1.

FT190.

Step 2. Height

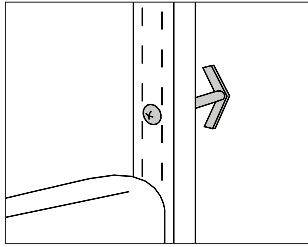
- 35 35" high
- 42 42" high
- 46 46" high
- 57 57" high
- 68 68" high

Prices for Steps 1-2.

FT190. 35	\$94
42	\$98
46	\$103
57	\$111
68	\$119

Wall Fastener

X1192.



Specification Information

Step 1.

X1192.

Step 2. Size

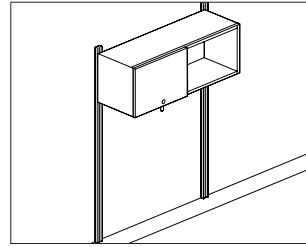
- | | |
|----------|-------------------------------|
| 1 | no. 10, 1½" sheet metal screw |
| 2 | no. 10, 3" sheet metal screw |
| 3 | no. 10, 3" machine screw |

Prices for Steps 1-2.

X1192.	1	\$52
	2	\$52
	3	\$89

Wall Strip

FT191.



Specification Information

Step 1.

FT191.

Step 2. Height

- | | |
|-----------|----------|
| 46 | 46" high |
| 68 | 68" high |

Prices for Steps 1-2.

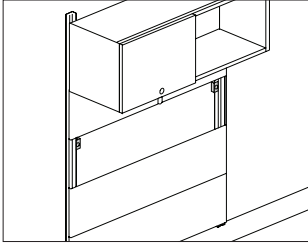
FT191.	46	\$92
	68	\$105

Step 3. Finish

UBK	ultra black (CP)	+\$0
------------	------------------	------

Tile Adapters, Wall Strip

FT192.



Specification Information

Step 1.

FT192.

Step 2. Tile Height

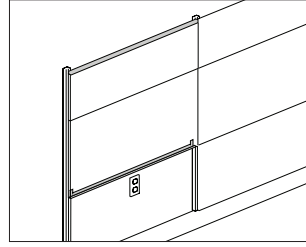
11	11" high
19	19" high
22	22" high
30	30" high
33	33" high

Prices for Steps 1-2.

FT192.	11	\$38
	19	\$67
	22	\$38
	30	\$95
	33	\$67

Tile Trim, Wall Strip

FT167.



Specification Information

Step 1.

FT167.

Step 2. Width

24	24" wide
30	30" wide
36	36" wide
42	42" wide
48	48" wide

Step 3. Application

A	top/mid-level lower tile trim
B	top/base-level lower tile trim

Prices for Steps 1-3.

		A	B
FT167.	24	\$171	75
	30	\$182	83
	36	\$189	87
	42	\$197	90
	48	\$208	94

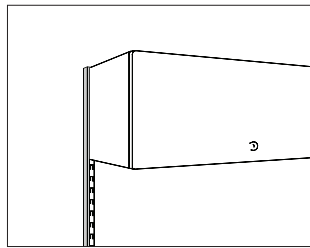
Step 4. Finish

Sand Texture Paint

8Q	folkstone grey (CP)	+\$0
91	white (CP)	+\$0
98	studio white (CP)	+\$0
BK	black	+\$0
CL	cool grey neutral	+\$0
LU	soft white	+\$0
MT	medium tone	+\$0
UBK	ultra black (CP)	+\$0
WL	warm stone (CP)	+\$0
WN	warm grey neutral	+\$0
3G	brownstone	+\$0

Vertical Trim, Wall Strip

FT197.



Specification Information

Step 1.

FT197.

Step 2. Height

46A 46" high

68A 68" high

Prices for Steps 1-2.

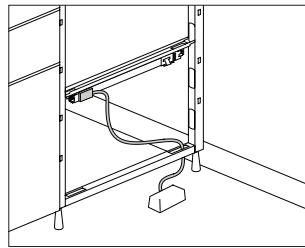
FT197. 46A	\$96
68A	\$119

Step 3. Finish

SNA	satin aluminum	+\$10
SNB	satin bronze	+\$10
SNC	satin carbon	+\$10
91	white (CP)	+\$0
CL	cool grey neutral	+\$0
G1	graphite (CP)	+\$0
UBK	ultra black (CP)	+\$0
WN	warm grey neutral	+\$0
8Q	folkstone grey (CP)	+\$0
98	studio white (CP)	+\$0
WL	warm stone (CP)	+\$0

Power Entry, Internal Direct Connect, 4 Circuit

FT144.



Specification Information

Step 1.

FT144.

Step 2. Length

06 6' long

12 12' long

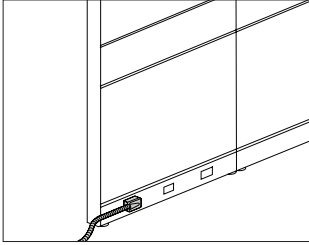
Prices for Steps 1-2.

FT144. 06	\$291
12	\$409

Step 3. Wiring Type

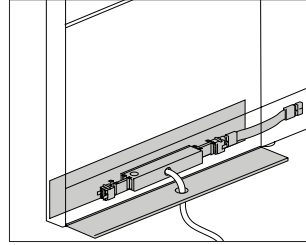
LZ	PVC-free	+\$0
-----------	----------	------

Power Entry, External Direct Connect FT140.



Specification Information		
Step 1.		
FT140.		
Step 2. Length		
06	6' long	
12	12' long	
Prices for Steps 1-2.		
FT140.	06	\$253
	12	\$349
Step 3. Wiring Type		
LZ	PVC-free	+\$0

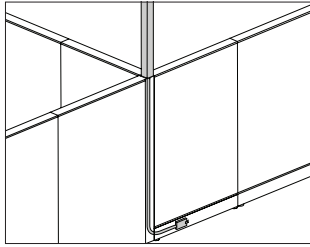
Power Entry, New York City FT141.



Specification Information		
Step 1.		
FT141.		
Step 2. Width		
30	30" wide	
36	36" wide	
42	42" wide	
48	48" wide	
Step 3. Usage		
For 30" wide (30), 36" wide (36), 42" wide (42), or 48" wide (48)		
A	use with open base	
B	use with base covers	
Prices for Steps 1-3.		
		A B
FT141.	30	\$826 855
	36	\$855 881
	42	\$915 949
	48	\$977 1010
Step 4. Wiring Type		
LZ	PVC-free	+\$0
Step 5. Base Finish		
For use with base covers (B)		
Sand Texture Paint		
8Q	folkstone grey (CP)	+\$0
91	white (CP)	+\$0
98	studio white (CP)	+\$0
CL	cool grey neutral	+\$0
G1	graphite (CP)	+\$0
UBK	ultra black (CP)	+\$0
WL	warm stone (CP)	+\$0
WN	warm grey neutral	+\$0
Metallic Paint		
EH	metallic bronze	+\$0

Ceiling Power Entry, Connector

FT143.



Specification Information

Step 1.

FT143.

Step 2. Frame Height

46	46" high
57	57" high
68	68" high

Step 3. Power

E 4-circuit power connects in base

Prices for Steps 1-3.

	E
FT143. 46	\$1431
57	\$1358
68	\$1281

Step 4. Wiring Type

LZ PVC-free +\$0

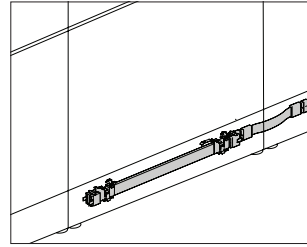
Step 5. Finish

Metallic Paint

EH metallic bronze +\$0

Base Power Harness

FT150.



Specification Information

Step 1.

FT150.

Step 2. Width

24	24" wide
30	30" wide
36	36" wide
42	42" wide
48	48" wide

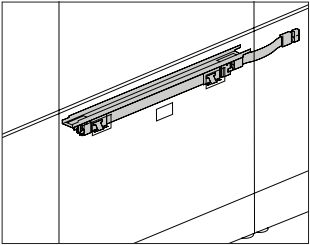
Prices for Steps 1-2.

FT150. 24	\$186
30	\$193
36	\$200
42	\$211
48	\$224

Step 3. Wiring Type

LZ PVC-free +\$0

Power Harness, Lower Power/Data Tile FT152.



Specification Information

Step 1.

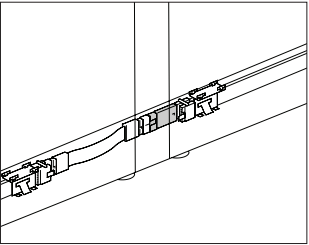
FT152.

Step 2. Width	
24	24" wide
30	30" wide
36	36" wide
42	42" wide
48	48" wide

Prices for Steps 1-2.	
FT152. 24	\$252
30	\$262
36	\$270
42	\$278
48	\$285

Step 3. Wiring Type	
LZ PVC-free	+\$0

Power Harness Extender FT151.



Specification Information

Step 1.

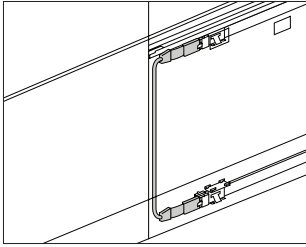
FT151. \$46

Power Jumper

FT154.

Hardwire Mounting Kit

FT157.



Specification Information

Step 1.

FT154.

Step 2. Length

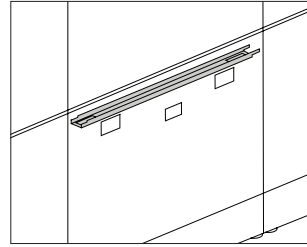
2	36" long
3	47" long
4	58" long

Prices for Steps 1-2.

FT154. 2	\$149
3	\$169
4	\$185

Step 3. Wiring Type

LZ	PVC-free	+\$0
-----------	----------	------



Specification Information

Step 1.

FT157.

Step 2. Width

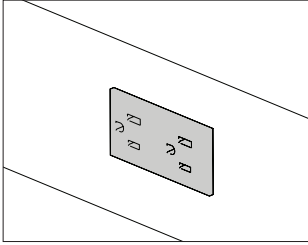
24	24" wide
30	30" wide
36	36" wide
42	42" wide
48	48" wide

Prices for Steps 1-2.

FT157. 24	\$50
30	\$53
36	\$59
42	\$62
48	\$65

Receptacle, 15 Amp (package of 6)

FT155.



Specification Information

Step 1.

FT155.

Step 2. Type

A	duplex, circuit a
B	duplex, circuit b
C	duplex, circuit c
DN	duplex, circuit d
D	duplex, circuit d, isolated ground

Prices for Steps 1-2.

FT155. A	\$265
B	\$265
C	\$265
DN	\$265
D	\$265

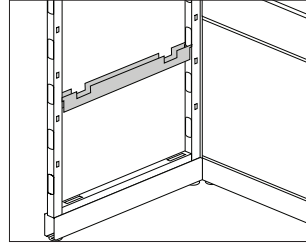
Step 3. Finish

Sand Texture Paint

8Q	folkstone grey (CP)	+\$0
91	white (CP)	+\$0
98	studio white (CP)	+\$0
BK	black	+\$0
CL	cool grey neutral	+\$0
G1	graphite (CP)	+\$0
UBK	ultra black (CP)	+\$0
WL	warm stone (CP)	+\$0
WN	warm grey neutral	+\$0
3G	brownstone	+\$0

Cable Tray

FT193.



Specification Information

Step 1.

FT193.

Step 2. Width

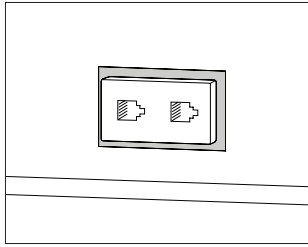
24	24" wide
30	30" wide
36	36" wide
42	42" wide
48	48" wide

Prices for Steps 1-2.

FT193. 24	\$76
30	\$80
36	\$84
42	\$88
48	\$92

Communication Port Faceplate
Reducer

G1189.



Specification Information

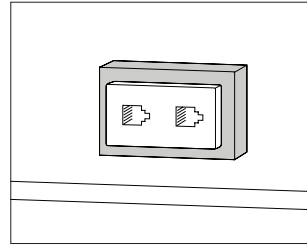
Step 1.

G1189.A

\$84

Communication Faceplate Extender

X1313.



Specification Information

Step 1.

X1313.

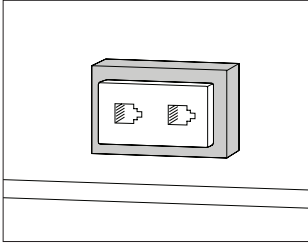
\$93

Step 2. Finish

BK	black	+\$0
91	white (CP)	+\$0
CL	cool grey neutral	+\$0
WN	warm grey neutral	+\$0

Communication Port Faceplate
Extender

G1189.



Specification Information

Step 1.

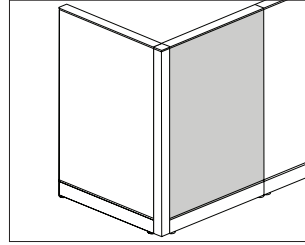
G1189.B \$111

Step 2. Surface Finish

8Q	folkstone grey (CP)	+\$0
CL	cool grey neutral	+\$0
HF	inner tone light	+\$0
MT	medium tone	+\$0
WL	warm stone (CP)	+\$0
WN	warm grey neutral	+\$0

Full-Height Tile

FT180.



Specification Information

Step 1.

FT180.

Step 2. Height

37	37" high
41	41" high
48	48" high
52	52" high
63	63" high

Step 3. Width

24	24" wide
30	30" wide
36	36" wide
42	42" wide
48	48" wide

Step 4. Surface Material

For 37" high (37) or 41" high (41)

T tackable fabric

For 48" high (48)

T tackable fabric

R tackable fabric, horizontal

For 52" high (52) or 63" high (63)

T tackable fabric

Prices for Steps 1-4.

			T	R
FT180.	37	24	\$201	—
		30	\$213	—
		36	\$259	—
		42	\$279	—
		48	\$291	—
	41	24	\$209	—
		30	\$230	—
		36	\$280	—
		42	\$297	—
		48	\$315	—
	48	24	\$213	214
		30	\$236	237
		36	\$293	294
		42	\$311	312
		48	\$326	330

Full-Height Tile *continued*

52	24	\$242	—
	30	\$262	—
	36	\$330	—
	42	\$345	—
	48	\$372	—
63	24	\$269	—
	30	\$297	—
	36	\$375	—
	42	\$401	—
	48	\$429	—

Step 6. Horizontal Bead Finish

611	beige mist metallic (CP)	+\$0
613	silver (CP)	+\$0
UBK	ultra black (CP)	+\$0
3G	brownstone	+\$0
8Q	folkstone grey (CP)	+\$0
91	white (CP)	+\$0
BK	black	+\$0
CL	cool grey neutral	+\$0
LU	soft white	+\$0
WL	warm stone (CP)	+\$0
WN	warm grey neutral	+\$0

Step 7. Fabric

See application chart and textiles list for fabric usage and numbers. First 2 digits of number indicate fabric line; remaining digit(s) indicate fabric color.

For 37" high (37) with tackable fabric (T)

Price Category 1	+\$0
Price Category 2	+\$26
Price Category 3	+\$47

For 41" high (41) with tackable fabric (T)

Price Category 1	+\$0
Price Category 2	+\$30
Price Category 3	+\$50

For 48" high (48) with tackable fabric (T)

Price Category 1	+\$0
Price Category 2	+\$32
Price Category 3	+\$55

For 52" high (52) with tackable fabric (T)

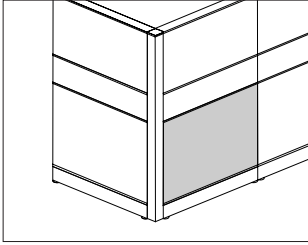
Price Category 1	+\$0
Price Category 2	+\$37
Price Category 3	+\$61

For 63" high (63) with tackable fabric (T)

Price Category 1	+\$0
Price Category 2	+\$44
Price Category 3	+\$71

For 48" high (48) with tackable fabric, horizontal (R)

Price Category 1	+\$0
Price Category 2	+\$32
Price Category 3	+\$55

**Specification Information****Step 1.****FT170.****Step 2. Height**

11	11" high
19	19" high
30	30" high

Step 3. Width

24	24" wide
30	30" wide
36	36" wide
42	42" wide
48	48" wide

Step 4. Surface Material

P	painted
T	tackable fabric
L	high-pressure laminate

Prices for Steps 1-4.

			P	T	L
FT170.	11	24	\$81	110	353
		30	\$86	119	373
		36	\$91	129	399
		42	\$94	139	421
		48	\$98	148	443
	19	24	\$111	151	488
		30	\$119	165	521
		36	\$126	180	554
		42	\$133	192	583
		48	\$142	209	623
	30	24	\$140	195	538
		30	\$148	204	580
		36	\$161	225	631
		42	\$171	236	668
		48	\$182	252	717

Step 5. Surface Finish**Metallic Paint***For painted (P)*

611	beige mist metallic (CP)	+\$0
613	silver (CP)	+\$0
EH	metallic bronze	+\$0
SNA	satin aluminum	+\$60
SNB	satin bronze	+\$60
SNC	satin carbon	+\$60

Sand Texture Paint*For painted (P)*

91	white (CP)	+\$0
BK	black	+\$0
CL	cool grey neutral	+\$0
G1	graphite (CP)	+\$0
WN	warm grey neutral	+\$0

For high-pressure laminate (L)

125	natural maple (CP)	+\$0
126	natural cherry (CP)	+\$0
127	walnut (CP)	+\$0
139	light ash (CP)	+\$0
140	warm ash (CP)	+\$0

For high-pressure laminate (L)

LU	soft white	+\$0
-----------	------------	------

Step 6. Horizontal Bead Finish

611	beige mist metallic (CP)	+\$0
613	silver (CP)	+\$0
UBK	ultra black (CP)	+\$0
3G	brownstone	+\$0
8Q	folkstone grey (CP)	+\$0
91	white (CP)	+\$0
BK	black	+\$0
CL	cool grey neutral	+\$0
EH	metallic bronze	+\$0
LU	soft white	+\$0
WL	warm stone (CP)	+\$0
WN	warm grey neutral	+\$0

Step 7. Surface Finish

See application chart and textiles list for fabric usage and numbers. First 2 digits of number indicate fabric line; remaining digit(s) indicate fabric color.

For 11" high (11) with tackable fabric (T)

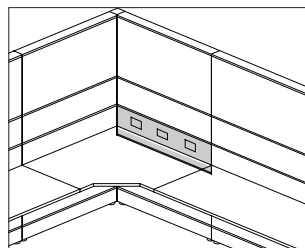
Price Category 1	+\$0
Price Category 2	+\$8
Price Category 3	+\$16

For 19" high (19) with tackable fabric (T)

Price Category 1	+\$0
Price Category 2	+\$16
Price Category 3	+\$25

For 30" high (30) with tackable fabric (T)

Price Category 1	+\$0
Price Category 2	+\$23
Price Category 3	+\$40



Specification Information

Step 1.

FT17

Step 2. Surface Material

1. painted
2. fabric

Step 3. Height

- | | |
|----|----------|
| 11 | 11" high |
| 19 | 19" high |
| 30 | 30" high |

Step 4. Width

- | | |
|----|----------|
| 24 | 24" wide |
| 30 | 30" wide |
| 36 | 36" wide |
| 42 | 42" wide |
| 48 | 48" wide |

Step 5. Cutout Location

For painted (1.) with 11" high (11)

- | | |
|---|--|
| A | power/data cutouts above work surface |
| B | power/data cutouts above work surface (meets Chicago electrical code requirements) |

For painted (1.) with 19" high (19)

- | | |
|---|---------------------------------------|
| C | power/data cutouts below work surface |
|---|---------------------------------------|

For fabric (2.) with 11" high (11)

- | | |
|---|---------------------------------------|
| A | power/data cutouts above work surface |
|---|---------------------------------------|

For fabric (2.) with 19" high (19)

- | | |
|---|---------------------------------------|
| C | power/data cutouts below work surface |
|---|---------------------------------------|

For painted (1.) with 30" high (30)

- | | |
|---|--|
| A | power/data cutouts above work surface |
| B | power/data cutouts above work surface (meets Chicago electrical code requirements) |
| C | power/data cutouts below work surface |

For fabric (2.) with 30" high (30)

- | | |
|---|---------------------------------------|
| A | power/data cutouts above work surface |
| C | power/data cutouts below work surface |

Prices for Steps 1-5.

			A	B	C
FT171.	11	24	\$131	131	—
		30	\$135	135	—
		36	\$144	144	—
		42	\$148	148	—
		48	\$152	152	—
	19	24	—	—	\$154
		30	—	—	\$163
		36	—	—	\$175
		42	—	—	\$183
		48	—	—	\$189
	30	24	\$191	191	191
		30	\$199	199	199
		36	\$214	214	214
		42	\$226	226	226
		48	\$234	234	234

			A	B	C
FT172.	11	24	\$168	—	—
		30	\$174	—	—
		36	\$180	—	—
		42	\$183	—	—
		48	\$186	—	—
	19	24	—	—	\$197
		30	—	—	\$205
		36	—	—	\$211
		42	—	—	\$220
		48	—	—	\$231
	30	24	\$233	—	233
		30	\$244	—	244
		36	\$262	—	262
		42	\$277	—	277
		48	\$290	—	290

Step 6. Surface Finish

For painted (1.)

611	beige mist metallic (CP)	+\$0
613	silver (CP)	+\$0
UBK	ultra black (CP)	+\$0
3G	brownstone	+\$0

Metallic Paint

EH	metallic bronze	+\$0
SNA	satin aluminum	+\$10
SNB	satin bronze	+\$10
SNC	satin carbon	+\$10

Step 7. Horizontal Bead Finish

For painted (1.) with power/data cutouts above work surface (A), or power/data cutouts above work surface (meets Chicago electrical code requirements) (B), or power/data cutouts below work surface (C)

611	beige mist metallic (CP)	+\$0
613	silver (CP)	+\$0
UBK	ultra black (CP)	+\$0
3G	brownstone	+\$0
BK	black	+\$0
8Q	folkstone grey (CP)	+\$0
91	white (CP)	+\$0
98	studio white (CP)	+\$0
CL	cool grey neutral	+\$0
LU	soft white	+\$0
WL	warm stone (CP)	+\$0
WN	warm grey neutral	+\$0

For fabric (2.) with power/data cutouts above work surface (A), or power/data cutouts below work surface (C)

611	beige mist metallic (CP)	+\$0
613	silver (CP)	+\$0
UBK	ultra black (CP)	+\$0
3G	brownstone	+\$0
BK	black	+\$0
8Q	folkstone grey (CP)	+\$0
91	white (CP)	+\$0
98	studio white (CP)	+\$0
CL	cool grey neutral	+\$0
LU	soft white	+\$0
WL	warm stone (CP)	+\$0
WN	warm grey neutral	+\$0

For painted (1.) with power/data cutouts above work surface (A), or power/data cutouts above work surface (meets Chicago electrical code requirements) (B), or power/data cutouts below work surface (C)

611	beige mist metallic (CP)	+\$0
613	silver (CP)	+\$0
UBK	ultra black (CP)	+\$0
3G	brownstone	+\$0
BK	black	+\$0
8Q	folkstone grey (CP)	+\$0
91	white (CP)	+\$0
98	studio white (CP)	+\$0
CL	cool grey neutral	+\$0
LU	soft white	+\$0
WL	warm stone (CP)	+\$0
WN	warm grey neutral	+\$0

For fabric (2.) with power/data cutouts above work surface (A), or power/data cutouts below work surface (C)

611	beige mist metallic (CP)	+\$0
613	silver (CP)	+\$0
UBK	ultra black (CP)	+\$0
3G	brownstone	+\$0
BK	black	+\$0
8Q	folkstone grey (CP)	+\$0
91	white (CP)	+\$0
98	studio white (CP)	+\$0
CL	cool grey neutral	+\$0
LU	soft white	+\$0
WL	warm stone (CP)	+\$0
WN	warm grey neutral	+\$0

Step 8. Receptacle Trim Finish

For painted (1.) with power/data cutouts above work surface (A), or power/data cutouts below work surface (C)

UBK	ultra black (CP)	+\$0
3G	brownstone	+\$0
8Q	folkstone grey (CP)	+\$0
98	studio white (CP)	+\$0
BK	black	+\$0
WL	warm stone (CP)	+\$0
91	white (CP)	+\$0
CL	cool grey neutral	+\$0
WN	warm grey neutral	+\$0

For painted (1.) with power/data cutouts above work surface (meets Chicago electrical code requirements) (B)

UBK	ultra black (CP)	+\$0
3G	brownstone	+\$0
8Q	folkstone grey (CP)	+\$0
91	white (CP)	+\$0
98	studio white (CP)	+\$0
BK	black	+\$0
CL	cool grey neutral	+\$0
WL	warm stone (CP)	+\$0
WN	warm grey neutral	+\$0

For fabric (2.) with power/data cutouts above work surface (A), or power/data cutouts below work surface (C)

UBK	ultra black (CP)	+\$0
3G	brownstone	+\$0
8Q	folkstone grey (CP)	+\$0
91	white (CP)	+\$0
98	studio white (CP)	+\$0
BK	black	+\$0
CL	cool grey neutral	+\$0
WL	warm stone (CP)	+\$0
WN	warm grey neutral	+\$0

For painted (1.) with power/data cutouts above work surface (A), or power/data cutouts above work surface (meets Chicago electrical code requirements) (B), or power/data cutouts below work surface (C)

UBK	ultra black (CP)	+\$0
3G	brownstone	+\$0
8Q	folkstone grey (CP)	+\$0
91	white (CP)	+\$0
98	studio white (CP)	+\$0
BK	black	+\$0
CL	cool grey neutral	+\$0
WL	warm stone (CP)	+\$0
WN	warm grey neutral	+\$0

For fabric (2.) with power/data cutouts above work surface (A), or power/data cutouts below work surface (C)

UBK	ultra black (CP)	+\$0
3G	brownstone	+\$0
8Q	folkstone grey (CP)	+\$0
91	white (CP)	+\$0
98	studio white (CP)	+\$0
BK	black	+\$0
CL	cool grey neutral	+\$0
WL	warm stone (CP)	+\$0
WN	warm grey neutral	+\$0

Step 9. Surface Finish

See application chart and textiles list for fabric usage and numbers. First 2 digits of number indicate fabric line; remaining digit(s) indicate fabric color.

For fabric (2.) with 11" high (11)

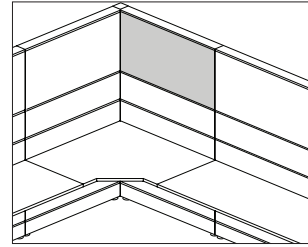
Price Category 1	+\$0
Price Category 2	+\$8
Price Category 3	+\$16

For fabric (2.) with 19" high (19)

Price Category 1	+\$0
Price Category 2	+\$16
Price Category 3	+\$25

For fabric (2.) with 30" high (30)

Price Category 1	+\$0
Price Category 2	+\$23
Price Category 3	+\$40



Specification Information

Step 1.

FT181.

Step 2. Height

07	7" high (for 42" and 53" high frames only)
11	11" high
18	18" high (for 53" high frames only)
22	22" high
33	33" high

Step 3. Width

24	24" wide
30	30" wide
36	36" wide
42	42" wide
48	48" wide

Step 4. Surface Material

For 7" high (for 42" and 53" high frames only) (07)

P	painted
T	tackable fabric
L	high-pressure laminate

For 11" high (11), 18" high (for 53" high frames only) (18), 22" high (22), or 33" high (33)

P	painted
T	tackable fabric
M	marker board
L	high-pressure laminate

Prices for Steps 1-4.

		P	T	M	L
FT181. 07	24	\$73	96	—	293
	30	\$75	107	—	311
	36	\$82	111	—	326
	42	\$87	120	—	350
	48	\$93	125	—	368
	11 24	\$84	109	184	332
	30	\$88	118	201	350
	36	\$93	126	222	373
	42	\$98	137	246	398
	48	\$101	146	271	420

18	24	\$113	147	242	451
	30	\$121	161	266	479
	36	\$126	173	291	507
	42	\$136	188	326	544
	48	\$144	203	357	572
22	24	\$113	147	242	451
	30	\$121	161	266	479
	36	\$126	173	291	507
	42	\$136	188	326	544
	48	\$144	203	357	572
33	24	\$150	197	309	592
	30	\$161	213	338	655
	36	\$175	229	372	714
	42	\$189	247	416	793
	48	\$197	261	457	856

Step 5. Surface Finish

Sand Texture Paint

For painted (P)

UBK	ultra black (CP)	+\$0
91	white (CP)	+\$0
BK	black	+\$0
CL	cool grey neutral	+\$0
G1	graphite (CP)	+\$0
WN	warm grey neutral	+\$0
DB3	glacier	+\$60
DR1	canyon	+\$60
DN2	nightfall	+\$60
OLF	olive	+\$60

Metallic Paint

For painted (P)

611	beige mist metallic (CP)	+\$0
613	silver (CP)	+\$0
EH	metallic bronze	+\$0

For high-pressure laminate (L)

125	natural maple (CP)	+\$0
126	natural cherry (CP)	+\$0
127	walnut (CP)	+\$0
139	light ash (CP)	+\$0
140	warm ash (CP)	+\$0

For high-pressure laminate (L)

LU	soft white	+\$0
-----------	------------	------

Step 6. Horizontal Bead Finish

611	beige mist metallic (CP)	+\$0
613	silver (CP)	+\$0
UBK	ultra black (CP)	+\$0
3G	brownstone	+\$0
8Q	folkstone grey (CP)	+\$0
91	white (CP)	+\$0
98	studio white (CP)	+\$0
BK	black	+\$0
CL	cool grey neutral	+\$0
EH	metallic bronze	+\$0
WL	warm stone (CP)	+\$0
WN	warm grey neutral	+\$0

Step 7. Surface Finish

For 7" high (for 42" and 53" high frames only) (07) with tackable fabric (T)

Price Category 1	+\$0
Price Category 2	+\$5
Price Category 3	+\$10

For 11" high (11) with tackable fabric (T)

Price Category 1	+\$0
Price Category 2	+\$8
Price Category 3	+\$16

For 18" high (for 53" high frames only) (18) with tackable fabric (T)

Price Category 1	+\$0
Price Category 2	+\$16
Price Category 3	+\$25

For 22" high (22) with tackable fabric (T)

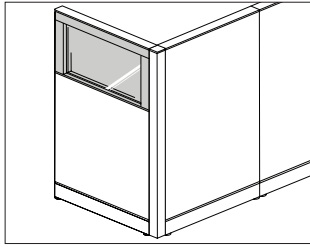
Price Category 1	+\$0
Price Category 2	+\$16
Price Category 3	+\$25

For 33" high (33) with tackable fabric (T)

Price Category 1	+\$0
Price Category 2	+\$23
Price Category 3	+\$40

Upper Window Tile

FT183.



Specification Information

Step 1.

FT183.

Step 2. Height

22 22" high

Step 3. Width

For 22" high (22)

24 24" wide

30 30" wide

36 36" wide

42 42" wide

48 48" wide

Prices for Steps 1-3.

	24	30	36	42	48
FT183. 22	\$461	501	537	574	614

Step 4. Frame Finish

Metallic Paint

611	beige mist metallic (CP)	+\$0
613	silver (CP)	+\$0
EH	metallic bronze	+\$0
SNA	satin aluminum	+\$10
SNB	satin bronze	+\$10
SNC	satin carbon	+\$10

Step 5. Glass Finish

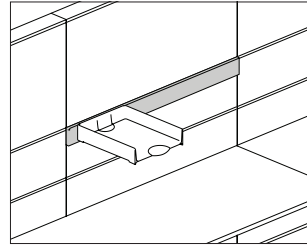
TR	clear	+\$0
----	-------	------

Step 6. Horizontal Bead Finish

611	beige mist metallic (CP)	+\$0
613	silver (CP)	+\$0
UBK	ultra black (CP)	+\$0
3G	brownstone	+\$0
BK	black	+\$0
8Q	folkstone grey (CP)	+\$0
91	white (CP)	+\$0
98	studio white (CP)	+\$0
CL	cool grey neutral	+\$0
LU	soft white	+\$0
WL	warm stone (CP)	+\$0
WN	warm grey neutral	+\$0

Tool Bar

FT900.



Specification Information

Step 1.

FT900.

Step 2. Width

24 24" wide

30 30" wide

36 36" wide

42 42" wide

48 48" wide

Prices for Steps 1-2.

FT900. 24	\$107
30	\$126
36	\$140
42	\$155
48	\$164

Step 3. Finish

Metallic Paint

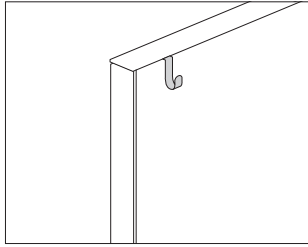
611	beige mist metallic (CP)	+\$0
613	silver (CP)	+\$0
EH	metallic bronze	+\$0
SNA	satin aluminum	+\$10
SNB	satin bronze	+\$10
SNC	satin carbon	+\$10

Sand Texture Paint

8Q	folkstone grey (CP)	+\$0
91	white (CP)	+\$0
98	studio white (CP)	+\$0
BK	black	+\$0
CL	cool grey neutral	+\$0
G1	graphite (CP)	+\$0
LU	soft white	+\$0
UBK	ultra black (CP)	+\$0
WL	warm stone (CP)	+\$0
WN	warm grey neutral	+\$0

Coat Hook

FT490.



Specification Information

Step 1.

FT490.

Step 2. Type

S for standard top cap

Prices for Steps 1-2.

FT490. S \$159

Step 3. Finish

Sand Texture Paint

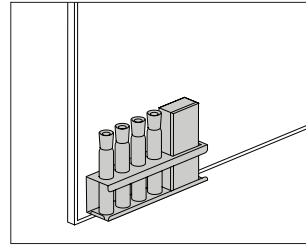
UBK	ultra black (CP)	+\$0
8Q	folkstone grey (CP)	+\$0
91	white (CP)	+\$0
98	studio white (CP)	+\$0
BK	black	+\$0
CL	cool grey neutral	+\$0
G1	graphite (CP)	+\$0
WL	warm stone (CP)	+\$0
WN	warm grey neutral	+\$0

Metallic Paint

611	beige mist metallic (CP)	+\$0
613	silver (CP)	+\$0
EH	metallic bronze	+\$0
SNA	satin aluminum	+\$10
SNB	satin bronze	+\$10
SNC	satin carbon	+\$10

Marker/Eraser Holder

Y7231.



Specification Information

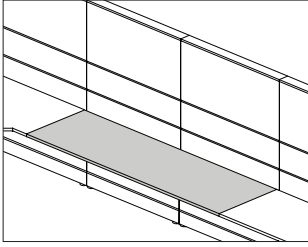
Step 1.

Y7231.

\$191

Step 2. Finish

613	silver (CP)	+\$0
UBK	ultra black (CP)	+\$0
91	white (CP)	+\$0
BK	black	+\$0



Specification Information

Step 1.

FT

Step 2. Edge

S10. squared-edge

Step 3. Depth

For squared-edge (S10.)

24 24" deep

30 30" deep

Step 4. Width

For 24" deep (24) or 30" deep (30)

24 24" wide

30 30" wide

36 36" wide

42 42" wide

48 48" wide

54 54" wide

60 60" wide

66 66" wide

72 72" wide

84 84" wide

90 90" wide

96 96" wide

Step 5. Surface Material

For squared-edge (S10.)

M thermally-fused laminate top/thermoplastic edge

L high-pressure laminate top/thermoplastic edge

Step 6. Attachment Bracket

For 24" deep (24) or 30" deep (30) with 24" wide (24) or 30" wide (30)

F Canvas frame attached surface

S no brackets, for freestanding or use with low credenza

For 24" deep (24) or 30" deep (30) with 36" wide (36), 42" wide (42), 48" wide (48), or 54" wide (54)

D surface attachment bracket

F Canvas frame attached surface

S no brackets, for freestanding or use with low credenza

For 24" deep (24) or 30" deep (30) with 60" wide (60)

D surface attachment bracket

F Canvas frame attached surface

S no brackets, for freestanding or use with low credenza

For 24" deep (24) or 30" deep (30) with 66" wide (66), 72" wide (72), 84" wide (84), 90" wide (90), or 96" wide (96)

F Canvas frame attached surface

S no brackets, for freestanding or use with low credenza

Prices for Steps 1-6.

		MD	MF	MS	LD	LF	LS
FTS10.	24 24	—	\$272	208	—	337	257
	30	—	\$304	243	—	375	299
	36	\$329	341	280	407	422	346
	42	\$363	383	317	449	472	391
	48	\$401	417	355	495	514	438
	54	\$475	489	427	587	603	527
	60	\$533	549	471	659	678	582
	66	—	\$597	528	—	737	651
	72	—	\$622	552	—	767	681
	84	—	\$692	640	—	853	788
	90	—	\$713	647	—	879	799
	96	—	\$743	650	—	917	802
	30 24	—	\$298	235	—	368	291
	30	—	\$369	307	—	456	380
	36	\$412	429	364	509	529	450
	42	\$454	467	412	559	576	509
	48	\$476	489	435	588	603	536
	54	\$581	597	528	717	737	651
	60	\$606	622	552	748	767	681
	66	—	\$692	624	—	853	769
	72	—	\$746	678	—	920	837
	84	—	\$858	792	—	1059	977
	90	—	\$909	823	—	1121	1015
	96	—	\$947	856	—	1169	1056

Rectangular Surface *continued*

Step 7. Top Finish

For high-pressure laminate top/thermoplastic edge (L)

125	natural maple (CP)	+\$0
126	natural cherry (CP)	+\$0
127	walnut (CP)	+\$0
139	light ash (CP)	+\$0
140	warm ash (CP)	+\$0
UBK	ultra black (CP)	+\$0
8Q	folkstone grey (CP)	+\$0
91	white (CP)	+\$0
WL	warm stone (CP)	+\$0
WN	warm grey neutral	+\$0
76	light brown walnut	+\$0
LBA	clear on ash (CP)	+\$0
LBC	walnut on ash (CP)	+\$0

For thermally-fused laminate top/thermoplastic edge (M)

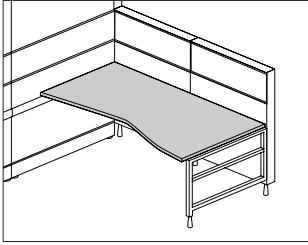
125	natural maple (CP)	+\$0
126	natural cherry (CP)	+\$0
127	walnut (CP)	+\$0
139	light ash (CP)	+\$0
140	warm ash (CP)	+\$0
8Q	folkstone grey (CP)	+\$0
91	white (CP)	+\$0

Step 8. Edge Finish

125	natural maple (CP)	+\$0
126	natural cherry (CP)	+\$0
127	walnut (CP)	+\$0
139	light ash (CP)	+\$0
140	warm ash (CP)	+\$0
G1	graphite (CP)	+\$0
UBK	ultra black (CP)	+\$0
76	light brown walnut	+\$0
8Q	folkstone grey (CP)	+\$0
91	white (CP)	+\$0
98	studio white (CP)	+\$0
CL	cool grey neutral	+\$0
LBA	clear on ash (CP)	+\$0
LBR	phantom ecru	+\$0
LBS	phantom cocoa	+\$0
LBU	medium matte walnut (CP)	+\$0
LBV	warm grey teak	+\$0
LBB	oak on ash (CP)	+\$0
LBC	walnut on ash (CP)	+\$0
LBF	neutral twill	+\$0
LBJ	graphite twill	+\$0
LBQ	white twill	+\$0
WL	warm stone (CP)	+\$0
WN	warm grey neutral	+\$0
HF	inner tone light	+\$0
HP	light anigre	+\$0
LU	soft white	+\$0

Concave Rectangular Surface

FTS11.



Canvas Office Landscape® Work Surfaces

Specification Information

Step 1.

FT

Step 2. Edge

S11. squared-edge

Step 3. Depth

3L 36" deep left

3R 36" deep right

Step 4. Width

72 72" wide

84 84" wide

96 96" wide

Step 5. Surface Material

For squared-edge (S11.)

M thermally-fused laminate top/thermoplastic edge

L high-pressure laminate top/thermoplastic edge

Step 6. Attachment

F Canvas frame attached surface

Prices for Steps 1-6.

	MF	LF
FTS11. 3L 72	\$1159	1430
84	\$1313	1619
96	\$1454	1794
3R 72	\$1159	1430
84	\$1313	1619
96	\$1454	1794

Step 7. Top Finish

For high-pressure laminate top/thermoplastic edge (L)

125	natural maple (CP)	+\$0
126	natural cherry (CP)	+\$0
127	walnut (CP)	+\$0
139	light ash (CP)	+\$0
140	warm ash (CP)	+\$0
UBK	ultra black (CP)	+\$0
8Q	folkstone grey (CP)	+\$0
91	white (CP)	+\$0
WL	warm stone (CP)	+\$0
WN	warm grey neutral	+\$0
76	light brown walnut	+\$0

For thermally-fused laminate top/thermoplastic edge (M)

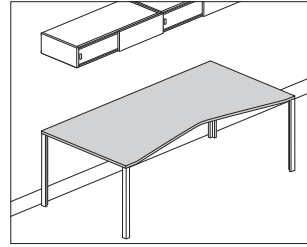
125	natural maple (CP)	+\$0
126	natural cherry (CP)	+\$0
127	walnut (CP)	+\$0
139	light ash (CP)	+\$0
140	warm ash (CP)	+\$0
8Q	folkstone grey (CP)	+\$0
91	white (CP)	+\$0

Concave Rectangular Surface

continued

Bowtie Rectangular Surface

FTS18.



Step 8. Edge Finish		
125	natural maple (CP)	+\$0
126	natural cherry (CP)	+\$0
127	walnut (CP)	+\$0
139	light ash (CP)	+\$0
140	warm ash (CP)	+\$0
G1	graphite (CP)	+\$0
UBK	ultra black (CP)	+\$0
76	light brown walnut	+\$0
8Q	folkstone grey (CP)	+\$0
91	white (CP)	+\$0
98	studio white (CP)	+\$0
CL	cool grey neutral	+\$0
LBA	clear on ash (CP)	+\$0
LBR	phantom ecru	+\$0
LBS	phantom cocoa	+\$0
LBU	medium matte walnut (CP)	+\$0
LBV	warm grey teak	+\$0
LBB	oak on ash (CP)	+\$0
LBC	walnut on ash (CP)	+\$0
LBF	neutral twill	+\$0
LBJ	graphite twill	+\$0
LBQ	white twill	+\$0
WL	warm stone (CP)	+\$0
WN	warm grey neutral	+\$0
HF	inner tone light	+\$0
HP	light anigre	+\$0
LU	soft white	+\$0

Specification Information

Step 1.

FT

Step 2. Edge

S18. squared-edge

Step 3. Depth

36 36" deep

Step 4. Width

For squared-edge (S18.)

72 72" wide

84 84" wide

96 96" wide

Step 5. Surface Material

For squared-edge (S18.) with 72" wide (72)

M thermally-fused laminate top/thermoplastic edge

L high-pressure laminate top/thermoplastic edge

For squared-edge (S18.) with 84" wide (84) or 96" wide (96)

M thermally-fused laminate top/thermoplastic edge

L high-pressure laminate top/thermoplastic edge

Step 6. Attachment

S no brackets, for free standing or use with low credenza

Prices for Steps 1-6.

	MS	LS
FTS18. 36 72	\$1081	1333
84	\$1243	1532
96	\$1387	1710

Bowtie Rectangular Surface *continued*

Step 7. Top Finish

For high-pressure laminate top/thermoplastic edge (L)

125	natural maple (CP)	+\$0
126	natural cherry (CP)	+\$0
127	walnut (CP)	+\$0
139	light ash (CP)	+\$0
140	warm ash (CP)	+\$0
UBK	ultra black (CP)	+\$0
8Q	folkstone grey (CP)	+\$0
91	white (CP)	+\$0
WL	warm stone (CP)	+\$0
WN	warm grey neutral	+\$0
76	light brown walnut	+\$0

For thermally-fused laminate top/thermoplastic edge (M)

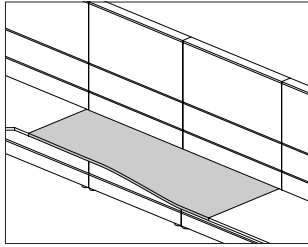
125	natural maple (CP)	+\$0
126	natural cherry (CP)	+\$0
127	walnut (CP)	+\$0
139	light ash (CP)	+\$0
140	warm ash (CP)	+\$0
8Q	folkstone grey (CP)	+\$0
91	white (CP)	+\$0

Step 8. Edge Finish

125	natural maple (CP)	+\$0
126	natural cherry (CP)	+\$0
127	walnut (CP)	+\$0
139	light ash (CP)	+\$0
140	warm ash (CP)	+\$0
G1	graphite (CP)	+\$0
UBK	ultra black (CP)	+\$0
76	light brown walnut	+\$0
8Q	folkstone grey (CP)	+\$0
91	white (CP)	+\$0
98	studio white (CP)	+\$0
CL	cool grey neutral	+\$0
LBA	clear on ash (CP)	+\$0
LBR	phantom ecru	+\$0
LBS	phantom cocoa	+\$0
LBU	medium matte walnut (CP)	+\$0
LBV	warm grey teak	+\$0
LBB	oak on ash (CP)	+\$0
LBC	walnut on ash (CP)	+\$0
LBF	neutral twill	+\$0
LBJ	graphite twill	+\$0
LBQ	white twill	+\$0
WL	warm stone (CP)	+\$0
WN	warm grey neutral	+\$0
HF	inner tone light	+\$0
HP	light anigre	+\$0
LU	soft white	+\$0

Curvilinear Surface

FTS12.



Specification Information

Step 1.

FT

Step 2. Edge

S12. squared-edge

Step 3. Depth

24 24" deep left, 30" deep right

30 30" deep left, 24" deep right

Step 4. Width

36 36" wide

42 42" wide

48 48" wide

60 60" wide

72 72" wide

Step 5. Surface Material

For squared-edge (S12.)

M thermally-fused laminate top/thermoplastic edge

L high-pressure laminate top/thermoplastic edge

Step 6. Attachment

For 36" wide (36) or 42" wide (42)

F Canvas frame attached surface

For 48" wide (48), 60" wide (60), or 72" wide (72)

F Canvas frame attached surface

S no brackets, for free standing or use with low credenza

Prices for Steps 1-6.

		MF	MS	LF	LS
FTS12. 24	36	\$433	—	534	—
	42	\$502	—	620	—
	48	\$574	517	708	637
	60	\$594	536	734	662
	72	\$774	719	954	887
30	36	\$433	—	534	—
	42	\$502	—	620	—
	48	\$574	517	708	637
	60	\$594	536	734	662
	72	\$774	719	954	887

Step 7. Top Finish

For high-pressure laminate top/thermoplastic edge (L)

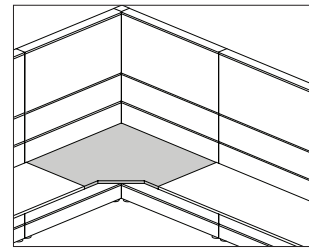
125	natural maple (CP)	+\$0
126	natural cherry (CP)	+\$0
127	walnut (CP)	+\$0
139	light ash (CP)	+\$0
140	warm ash (CP)	+\$0
UBK	ultra black (CP)	+\$0
8Q	folkstone grey (CP)	+\$0
91	white (CP)	+\$0
98	studio white (CP)	+\$0
CL	cool grey neutral	+\$0
HF	inner tone light	+\$0
LU	soft white	+\$0
WL	warm stone (CP)	+\$0
WN	warm grey neutral	+\$0
76	light brown walnut	+\$0
HP	light anigre	+\$0
LBA	clear on ash (CP)	+\$0
LBR	phantom ecru	+\$0
LBS	phantom cocoa	+\$0
LBU	medium matte walnut (CP)	+\$0
LBV	warm grey teak	+\$0
LBB	oak on ash (CP)	+\$0
LBC	walnut on ash (CP)	+\$0
LBF	neutral twill	+\$0
LBJ	graphite twill	+\$0
LBQ	white twill	+\$0

For thermally-fused laminate top/thermoplastic edge (M)

125	natural maple (CP)	+\$0
126	natural cherry (CP)	+\$0
127	walnut (CP)	+\$0
139	light ash (CP)	+\$0
140	warm ash (CP)	+\$0
8Q	folkstone grey (CP)	+\$0
91	white (CP)	+\$0

Step 8. Edge Finish

125	natural maple (CP)	+\$0
126	natural cherry (CP)	+\$0
127	walnut (CP)	+\$0
139	light ash (CP)	+\$0
140	warm ash (CP)	+\$0
G1	graphite (CP)	+\$0
UBK	ultra black (CP)	+\$0
76	light brown walnut	+\$0
8Q	folkstone grey (CP)	+\$0
91	white (CP)	+\$0
98	studio white (CP)	+\$0
CL	cool grey neutral	+\$0
LBA	clear on ash (CP)	+\$0
LBR	phantom ecru	+\$0
LBS	phantom cocoa	+\$0
LBU	medium matte walnut (CP)	+\$0
LBV	warm grey teak	+\$0
LBB	oak on ash (CP)	+\$0
LBC	walnut on ash (CP)	+\$0
LBF	neutral twill	+\$0
LBJ	graphite twill	+\$0
LBQ	white twill	+\$0
WL	warm stone (CP)	+\$0
WN	warm grey neutral	+\$0
HF	inner tone light	+\$0
HP	light anigre	+\$0
LU	soft white	+\$0



Specification Information

Step 1.

FT

Step 2. Edge

S20. squared-edge

Step 3. Depth

24 24" deep**30** 30" deep

Step 4. Width

For 24" deep (24)

36 36" wide**42** 42" wide**48** 48" wide

For 30" deep (30)

42 42" wide**48** 48" wide

Step 5. Surface Material

For squared-edge (S20.)

M thermally-fused laminate top/thermoplastic edge**L** high-pressure laminate top/thermoplastic edge

Step 6. Attachment

F Canvas frame attached surface**S** for freestanding applications

Prices for Steps 1-6.

			MF	MS	LF	LS
FTS20.	24	36	\$456	397	562	491
		42	\$552	494	681	609
		48	\$648	591	800	728
	30	42	\$691	633	852	780
		48	\$773	715	953	881

Step 7. Top Finish

For high-pressure laminate top/thermoplastic edge (L)

125	natural maple (CP)	+\$0
126	natural cherry (CP)	+\$0
127	walnut (CP)	+\$0
139	light ash (CP)	+\$0
140	warm ash (CP)	+\$0
UBK	ultra black (CP)	+\$0
8Q	folkstone grey (CP)	+\$0
91	white (CP)	+\$0
WL	warm stone (CP)	+\$0
WN	warm grey neutral	+\$0
76	light brown walnut	+\$0

For thermally-fused laminate top/thermoplastic edge (M)

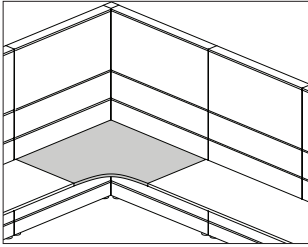
125	natural maple (CP)	+\$0
126	natural cherry (CP)	+\$0
127	walnut (CP)	+\$0
139	light ash (CP)	+\$0
140	warm ash (CP)	+\$0
8Q	folkstone grey (CP)	+\$0
91	white (CP)	+\$0

Step 8. Edge Finish

125	natural maple (CP)	+\$0
126	natural cherry (CP)	+\$0
127	walnut (CP)	+\$0
139	light ash (CP)	+\$0
140	warm ash (CP)	+\$0
G1	graphite (CP)	+\$0
UBK	ultra black (CP)	+\$0
76	light brown walnut	+\$0
8Q	folkstone grey (CP)	+\$0
91	white (CP)	+\$0
98	studio white (CP)	+\$0
CL	cool grey neutral	+\$0
LBA	clear on ash (CP)	+\$0
LBR	phantom ecru	+\$0
LBS	phantom cocoa	+\$0
LBU	medium matte walnut (CP)	+\$0
LBV	warm grey teak	+\$0
LBB	oak on ash (CP)	+\$0
LBC	walnut on ash (CP)	+\$0
LBF	neutral twill	+\$0
LBJ	graphite twill	+\$0
LBQ	white twill	+\$0
WL	warm stone (CP)	+\$0
WN	warm grey neutral	+\$0
HF	inner tone light	+\$0
HP	light anigre	+\$0
LU	soft white	+\$0

Concave Corner Surface

FTS21.



Specification Information

Step 1.

FT

Step 2. Edge

S21. squared-edge

Step 3. Depth

24 24" deep

30 30" deep

Step 4. Width

For 24" deep (24)

36 36" wide

42 42" wide

48 48" wide

For 30" deep (30)

42 42" wide

48 48" wide

Step 5. Surface Material

For squared-edge (S21.)

M thermally-fused laminate top/thermoplastic edge

L high-pressure laminate top/thermoplastic edge

Step 6. Attachment

F Canvas frame attached surface

S for freestanding applications

Prices for Steps 1-6.

		MF	MS	LF	LS
FTS21.	24 36	\$456	397	562	491
	42	\$552	494	681	609
	48	\$648	591	800	728
	30 42	\$691	633	852	780
	48	\$773	715	953	881

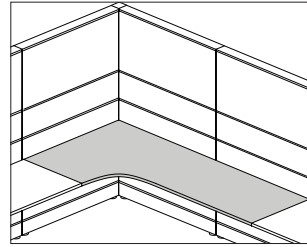
Step 7. Top Finish

For high-pressure laminate top/thermoplastic edge (L)

125	natural maple (CP)	+\$0
126	natural cherry (CP)	+\$0
127	walnut (CP)	+\$0
139	light ash (CP)	+\$0
140	warm ash (CP)	+\$0
UBK	ultra black (CP)	+\$0
8Q	folkstone grey (CP)	+\$0
91	white (CP)	+\$0
WL	warm stone (CP)	+\$0
WN	warm grey neutral	+\$0
76	light brown walnut	+\$0

For thermally-fused laminate top/thermoplastic edge (M)

125	natural maple (CP)	+\$0
126	natural cherry (CP)	+\$0
127	walnut (CP)	+\$0
139	light ash (CP)	+\$0
140	warm ash (CP)	+\$0
8Q	folkstone grey (CP)	+\$0
91	white (CP)	+\$0



Step 8. Edge Finish

125	natural maple (CP)	+\$0
126	natural cherry (CP)	+\$0
127	walnut (CP)	+\$0
139	light ash (CP)	+\$0
140	warm ash (CP)	+\$0
G1	graphite (CP)	+\$0
UBK	ultra black (CP)	+\$0
76	light brown walnut	+\$0
8Q	folkstone grey (CP)	+\$0
91	white (CP)	+\$0
98	studio white (CP)	+\$0
CL	cool grey neutral	+\$0
LBA	clear on ash (CP)	+\$0
LBR	phantom ecru	+\$0
LBS	phantom cocoa	+\$0
LBU	medium matte walnut (CP)	+\$0
LBV	warm grey teak	+\$0
LBB	oak on ash (CP)	+\$0
LBC	walnut on ash (CP)	+\$0
LBF	neutral twill	+\$0
LBJ	graphite twill	+\$0
LBQ	white twill	+\$0
WL	warm stone (CP)	+\$0
WN	warm grey neutral	+\$0
HF	inner tone light	+\$0
HP	light anigre	+\$0
LU	soft white	+\$0

Specification Information

Step 1.

FT

Step 2. Edge

S22. squared-edge, 24" deep

S23. squared-edge, 30" deep

Step 3. Width

For squared-edge, 24" deep (S22.)

4260 42" wide left x 60" wide right

4266 42" wide left x 66" wide right

4272 42" wide left x 72" wide right

4860 48" wide left x 60" wide right

4866 48" wide left x 66" wide right

4872 48" wide left x 72" wide right

6042 60" wide left x 42" wide right

6048 60" wide left x 48" wide right

6642 66" wide left x 42" wide right

6648 66" wide left x 48" wide right

7242 72" wide left x 42" wide right

7248 72" wide left x 48" wide right

For squared-edge, 30" deep (S23.)

4860 48" wide left x 60" wide right

4866 48" wide left x 66" wide right

4872 48" wide left x 72" wide right

6048 60" wide left x 48" wide right

6648 66" wide left x 48" wide right

7248 72" wide left x 48" wide right

Step 4. Surface Material

For squared-edge, 24" deep (S22.)

M thermally-fused laminate top/thermoplastic edge

L high-pressure laminate top/thermoplastic edge

For squared-edge, 30" deep (S23.)

M thermally-fused laminate top/thermoplastic edge

L high-pressure laminate top/thermoplastic edge

Step 5. Attachment

F Canvas frame attached surface

S for freestanding applications

Extended Corner Surface,
Rectangular End *continued*

Prices for Steps 1-5.

			F	S
FTS22.	4260	M	\$990	934
		L	\$1222	1152
	4266	M	\$1050	992
		L	\$1295	1224
	4272	M	\$1111	1054
		L	\$1370	1300
	4860	M	\$1050	992
		L	\$1295	1224
	4866	M	\$1111	1054
		L	\$1370	1300
	4872	M	\$1170	1114
		L	\$1441	1373
	6042	M	\$990	934
		L	\$1222	1152
	6048	M	\$1050	992
		L	\$1295	1224
	6642	M	\$1050	992
		L	\$1295	1224
	6648	M	\$1111	1054
		L	\$1370	1300
	7242	M	\$1111	1054
		L	\$1370	1300
	7248	M	\$1170	1114
		L	\$1441	1373

			F	S
FTS23.	4860	M	\$1175	1117
		L	\$1449	1378
	4866	M	\$1235	1179
		L	\$1524	1454
	4872	M	\$1257	1204
		L	\$1551	1485
	6048	M	\$1175	1117
		L	\$1449	1378
	6648	M	\$1235	1179
		L	\$1524	1454
	7248	M	\$1293	1238
		L	\$1594	1526

Step 6. Top Finish

For high-pressure laminate top/thermoplastic edge (L)

125	natural maple (CP)	+\$0
126	natural cherry (CP)	+\$0
127	walnut (CP)	+\$0
139	light ash (CP)	+\$0
140	warm ash (CP)	+\$0
UBK	ultra black (CP)	+\$0
8Q	folkstone grey (CP)	+\$0
91	white (CP)	+\$0
WL	warm stone (CP)	+\$0
76	light brown walnut	+\$0

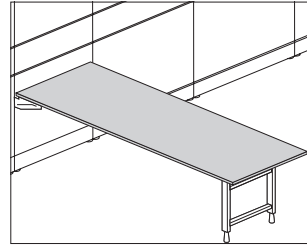
For thermally-fused laminate top/thermoplastic edge (M)

125	natural maple (CP)	+\$0
126	natural cherry (CP)	+\$0
127	walnut (CP)	+\$0
139	light ash (CP)	+\$0
140	warm ash (CP)	+\$0
8Q	folkstone grey (CP)	+\$0
91	white (CP)	+\$0

Extended Corner Surface,
Rectangular End *continued*

Peninsula Surface, Rectangular End

FTS34.



Step 7. Edge Finish		
125	natural maple (CP)	+\$0
126	natural cherry (CP)	+\$0
127	walnut (CP)	+\$0
139	light ash (CP)	+\$0
140	warm ash (CP)	+\$0
G1	graphite (CP)	+\$0
UBK	ultra black (CP)	+\$0
76	light brown walnut	+\$0
8Q	folkstone grey (CP)	+\$0
91	white (CP)	+\$0
98	studio white (CP)	+\$0
CL	cool grey neutral	+\$0
LBA	clear on ash (CP)	+\$0
LBR	phantom ecru	+\$0
LBS	phantom cocoa	+\$0
LBU	medium matte walnut (CP)	+\$0
LBV	warm grey teak	+\$0
LBB	oak on ash (CP)	+\$0
LBC	walnut on ash (CP)	+\$0
LBF	neutral twill	+\$0
LBJ	graphite twill	+\$0
LBQ	white twill	+\$0
WL	warm stone (CP)	+\$0
WN	warm grey neutral	+\$0
HF	inner tone light	+\$0
HP	light anigre	+\$0
LU	soft white	+\$0

Specification Information

Step 1.

FT

Step 2. Edge

S34. squared-edge

Step 3. Depth

24 24" deep

30 30" deep

Step 4. Width

60 60" wide

66 66" wide

72 72" wide

Step 5. Surface Material

M thermally-fused laminate top/thermoplastic edge

L high-pressure laminate top/thermoplastic edge

Step 6. Attachment

D surface attachment bracket

F Canvas frame attachment brackets

S no brackets, for free standing or use with low credenza

Prices for Steps 1-6.

		MD	MF	MS	LD	LF	LS
FTS34.	24 60	\$431	459	324	532	566	461
	66	\$487	517	374	601	637	532
	72	\$528	557	431	651	686	586
	30 60	\$586	610	455	721	753	652
	66	\$664	693	529	819	854	748
	72	\$720	747	606	888	921	821

Peninsula Surface, Rectangular End

continued

Step 7. Top Finish

For high-pressure laminate top/thermoplastic edge (L)

125	natural maple (CP)	+\$0
126	natural cherry (CP)	+\$0
127	walnut (CP)	+\$0
139	light ash (CP)	+\$0
140	warm ash (CP)	+\$0
UBK	ultra black (CP)	+\$0
8Q	folkstone grey (CP)	+\$0
91	white (CP)	+\$0
WL	warm stone (CP)	+\$0
WN	warm grey neutral	+\$0
76	light brown walnut	+\$0

For thermally-fused laminate top/thermoplastic edge (M)

125	natural maple (CP)	+\$0
126	natural cherry (CP)	+\$0
127	walnut (CP)	+\$0
139	light ash (CP)	+\$0
140	warm ash (CP)	+\$0
8Q	folkstone grey (CP)	+\$0
91	white (CP)	+\$0

Step 8. Edge Finish

125	natural maple (CP)	+\$0
126	natural cherry (CP)	+\$0
127	walnut (CP)	+\$0
139	light ash (CP)	+\$0
140	warm ash (CP)	+\$0
G1	graphite (CP)	+\$0
UBK	ultra black (CP)	+\$0
76	light brown walnut	+\$0
8Q	folkstone grey (CP)	+\$0
91	white (CP)	+\$0
98	studio white (CP)	+\$0
CL	cool grey neutral	+\$0
LBA	clear on ash (CP)	+\$0
LBR	phantom ecru	+\$0
LBS	phantom cocoa	+\$0
LBU	medium matte walnut (CP)	+\$0
LBV	warm grey teak	+\$0
LBB	oak on ash (CP)	+\$0
LBC	walnut on ash (CP)	+\$0
LBF	neutral twill	+\$0
LBJ	graphite twill	+\$0
LBQ	white twill	+\$0
WL	warm stone (CP)	+\$0
WN	warm grey neutral	+\$0
HF	inner tone light	+\$0
HP	light anigre	+\$0
LU	soft white	+\$0

Step 9. Bracket Finish

For Canvas frame attachment brackets (F)

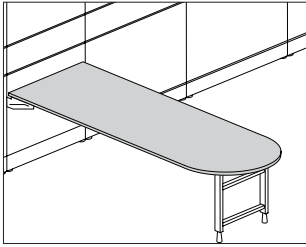
8Q	folkstone grey (CP)	+\$0
98	studio white (CP)	+\$0
WL	warm stone (CP)	+\$0

Bright Sand Texture Paint

91	white (CP)	+\$0
CL	cool grey neutral	+\$0
WN	warm grey neutral	+\$0

Metallic Paint

611	beige mist metallic (CP)	+\$0
613	silver (CP)	+\$0
EH	metallic bronze	+\$0



Specification Information

Step 1.

FT

Step 2. Edge

S35. squared-edge

Step 3. Depth

24 24" deep
30 30" deep

Step 4. Width

60 60" wide
72 72" wide

Step 5. Surface Material

M thermally-fused laminate top/thermoplastic edge
L high-pressure laminate top/thermoplastic edge

Step 6. Attachment

D surface attachment bracket
F Canvas frame attached surface
S no brackets, for free standing or use with low credenza

Prices for Steps 1-6.

		MD	MF	MS	LD	LF	LS
FTS35.	24 60	\$485	512	429	599	632	529
	72	\$664	691	607	819	852	749
	30 60	\$663	692	605	818	853	746
	72	\$837	863	780	1032	1064	961

Step 7. Top Finish

For high-pressure laminate top/thermoplastic edge (L)

125	natural maple (CP)	+\$0
126	natural cherry (CP)	+\$0
127	walnut (CP)	+\$0
139	light ash (CP)	+\$0
140	warm ash (CP)	+\$0
UBK	ultra black (CP)	+\$0
8Q	folkstone grey (CP)	+\$0
91	white (CP)	+\$0
WL	warm stone (CP)	+\$0
WN	warm grey neutral	+\$0
76	light brown walnut	+\$0

For thermally-fused laminate top/thermoplastic edge (M)

125	natural maple (CP)	+\$0
126	natural cherry (CP)	+\$0
127	walnut (CP)	+\$0
139	light ash (CP)	+\$0
140	warm ash (CP)	+\$0

Step 8. Edge Finish

125	natural maple (CP)	+\$0
126	natural cherry (CP)	+\$0
127	walnut (CP)	+\$0
139	light ash (CP)	+\$0
140	warm ash (CP)	+\$0
G1	graphite (CP)	+\$0
UBK	ultra black (CP)	+\$0
76	light brown walnut	+\$0
8Q	folkstone grey (CP)	+\$0
91	white (CP)	+\$0
98	studio white (CP)	+\$0
CL	cool grey neutral	+\$0
LBA	clear on ash (CP)	+\$0
LBR	phantom ecru	+\$0
LBS	phantom cocoa	+\$0
LBU	medium matte walnut (CP)	+\$0
LBV	warm grey teak	+\$0
LBB	oak on ash (CP)	+\$0
LBC	walnut on ash (CP)	+\$0
LBF	neutral twill	+\$0
LBJ	graphite twill	+\$0
LBQ	white twill	+\$0
WL	warm stone (CP)	+\$0
WN	warm grey neutral	+\$0
HF	inner tone light	+\$0
HP	light anigre	+\$0
LU	soft white	+\$0

Step 9. Bracket Finish

For Canvas frame attached surface (F)

8Q	folkstone grey (CP)	+\$0
98	studio white (CP)	+\$0
WL	warm stone (CP)	+\$0

Bright Sand Texture Paint

91	white (CP)	+\$0
CL	cool grey neutral	+\$0
WN	warm grey neutral	+\$0

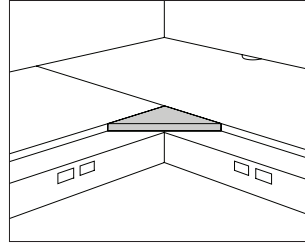
Squared-Edge Corner Wedge *continued*

Metallic Paint

EH	metallic bronze	+\$0
----	-----------------	------

Squared-Edge Corner Wedge

Y2091.



Specification Information

Step 1.

Y2091.

Step 2. Surface Material

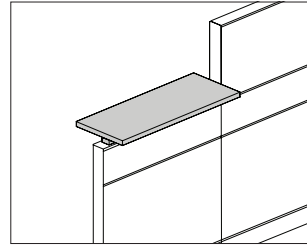
L	high-pressure laminate top/thermoplastic edge
U	high-pressure laminate/universal edge

Prices for Steps 1-2.

Y2091. L	\$180
U	\$171

Step 3. Top Finish

125	natural maple (CP)	+\$0
126	natural cherry (CP)	+\$0
127	walnut (CP)	+\$0
139	light ash (CP)	+\$0
140	warm ash (CP)	+\$0
UBK	ultra black (CP)	+\$0
76	light brown walnut	+\$0
8Q	folkstone grey (CP)	+\$0
91	white (CP)	+\$0
98	studio white (CP)	+\$0
CL	cool grey neutral	+\$0
HF	inner tone light	+\$0
HP	light anigre	+\$0
LBA	clear on ash (CP)	+\$0
LBR	phantom ecru	+\$0
LBS	phantom cocoa	+\$0
LBU	medium matte walnut (CP)	+\$0
LBV	warm grey teak	+\$0
LBB	oak on ash (CP)	+\$0
LBC	walnut on ash (CP)	+\$0
LBF	neutral twill	+\$0
LBJ	graphite twill	+\$0
LBQ	white twill	+\$0
LT	light tone	+\$0
LU	soft white	+\$0
WL	warm stone (CP)	+\$0
WN	warm grey neutral	+\$0



Step 4. Edge Finish

For high-pressure laminate top/thermoplastic edge (L)

125	natural maple (CP)	+\$0
126	natural cherry (CP)	+\$0
127	walnut (CP)	+\$0
139	light ash (CP)	+\$0
140	warm ash (CP)	+\$0
G1	graphite (CP)	+\$0
UBK	ultra black (CP)	+\$0
76	light brown walnut	+\$0
8Q	folkstone grey (CP)	+\$0
91	white (CP)	+\$0
98	studio white (CP)	+\$0
CL	cool grey neutral	+\$0
HF	inner tone light	+\$0
HP	light anigre	+\$0
LBA	clear on ash (CP)	+\$0
LBR	phantom ecru	+\$0
LBS	phantom cocoa	+\$0
LBU	medium matte walnut (CP)	+\$0
LBV	warm grey teak	+\$0
LBB	oak on ash (CP)	+\$0
LBC	walnut on ash (CP)	+\$0
LBF	neutral twill	+\$0
LBJ	graphite twill	+\$0
LBQ	white twill	+\$0
LU	soft white	+\$0
WL	warm stone (CP)	+\$0
WN	warm grey neutral	+\$0

Specification Information

Step 1.

FT280.

Step 2. Width

24	24" wide
30	30" wide
36	36" wide
42	42" wide
48	48" wide
60	60" wide
72	72" wide

Step 3. Surface Material

M	thermally-fused laminate top/thermoplastic edge
L	high-pressure laminate top/thermoplastic edge

Step 4. Top Cap Material

P	painted standard top cap
A	painted architectural top cap

Prices for Steps 1-4.

		P	A
FT280.	24 M	\$735	886
	L	\$796	959
	30 M	\$759	933
	L	\$820	1009
	36 M	\$783	977
	L	\$848	1057
	42 M	\$807	1028
	L	\$873	1113
	48 M	\$836	1075
	L	\$905	1163
	60 M	\$1250	1534
	L	\$1352	1659
	72 M	\$1296	1627
	L	\$1402	1761

Squared-Edge Transaction Surface

continued

Canvas Office Landscape® Work Surfaces

Step 5. Top Finish

For high-pressure laminate top/thermoplastic edge (L)

125	natural maple (CP)	+\$0
126	natural cherry (CP)	+\$0
127	walnut (CP)	+\$0
139	light ash (CP)	+\$0
140	warm ash (CP)	+\$0
UBK	ultra black (CP)	+\$0
8Q	folkstone grey (CP)	+\$0
91	white (CP)	+\$0
WL	warm stone (CP)	+\$0
WN	warm grey neutral	+\$0
76	light brown walnut	+\$0

For thermally-fused laminate top/thermoplastic edge (M)

125	natural maple (CP)	+\$0
126	natural cherry (CP)	+\$0
127	walnut (CP)	+\$0
139	light ash (CP)	+\$0
140	warm ash (CP)	+\$0
8Q	folkstone grey (CP)	+\$0
91	white (CP)	+\$0

Step 6. Edge Finish

125	natural maple (CP)	+\$0
126	natural cherry (CP)	+\$0
127	walnut (CP)	+\$0
139	light ash (CP)	+\$0
140	warm ash (CP)	+\$0
G1	graphite (CP)	+\$0
UBK	ultra black (CP)	+\$0
76	light brown walnut	+\$0
8Q	folkstone grey (CP)	+\$0
91	white (CP)	+\$0
98	studio white (CP)	+\$0
CL	cool grey neutral	+\$0
LBA	clear on ash (CP)	+\$0
LBR	phantom ecru	+\$0
LBS	phantom cocoa	+\$0
LBU	medium matte walnut (CP)	+\$0
LBV	warm grey teak	+\$0
LBB	oak on ash (CP)	+\$0
LBC	walnut on ash (CP)	+\$0
LBF	neutral twill	+\$0
LBJ	graphite twill	+\$0
LBQ	white twill	+\$0
WL	warm stone (CP)	+\$0
WN	warm grey neutral	+\$0
HF	inner tone light	+\$0
HP	light anigre	+\$0
LU	soft white	+\$0

Step 7. Top Cap Finish

Bright Sand Texture Paint

91	white (CP)	+\$0
CL	cool grey neutral	+\$0
WN	warm grey neutral	+\$0

Metallic Paint

611	beige mist metallic (CP)	+\$0
613	silver (CP)	+\$0
EH	metallic bronze	+\$0
SNA	satin aluminum	+\$10
SNB	satin bronze	+\$10
SNC	satin carbon	+\$10

Squared-Edge Transaction Surface

continued

Step 8. Stanchion Finish

Bright Sand Texture Paint

91	white (CP)	+\$0
CL	cool grey neutral	+\$0
WN	warm grey neutral	+\$0

Metallic Paint

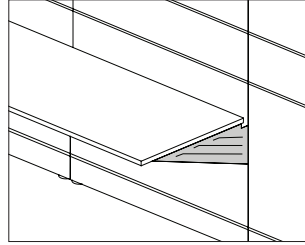
611	beige mist metallic (CP)	+\$0
613	silver (CP)	+\$0
EH	metallic bronze	+\$0
SNA	satin aluminum	+\$10
SNB	satin bronze	+\$10
SNC	satin carbon	+\$10

Step 9. Application

LD	stacking on 35", 46", 57", 68", 79" base frame	+\$0
-----------	--	------

Surface Cantilever

FT290.



Specification Information

Step 1.

FT290.

Step 2. Surface Depth

24	for 20" or 24"-deep surfaces
30	for 30"-deep surface

Step 3. Position

L	left-hand cantilever
R	right-hand cantilever

Prices for Steps 1-3.

	L	R
FT290. 24	\$51	51
30	\$61	61

Step 4. Finish

Sand Texture Paint

91	white (CP)	+\$0
BK	black	+\$0
CL	cool grey neutral	+\$0
G1	graphite (CP)	+\$0
UBK	ultra black (CP)	+\$0
WN	warm grey neutral	+\$0

Reclaimed Paint

RS	ironstone	-\$5
-----------	-----------	------

Metallic Paint

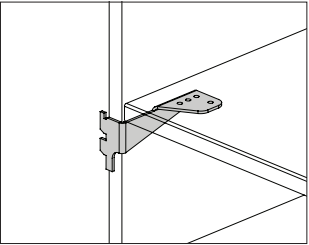
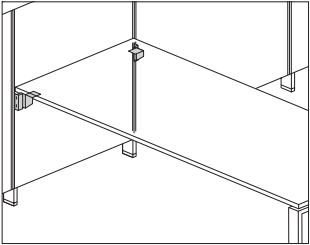
611	beige mist metallic (CP)	+\$0
613	silver (CP)	+\$0
EH	metallic bronze	+\$0
SNA	satin aluminum	+\$10
SNB	satin bronze	+\$10
SNC	satin carbon	+\$10

Peninsula Support Bracket

FT29A.

Work Surface Support Bracket

E2931.

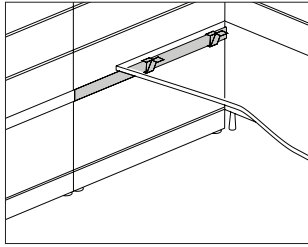


Specification Information		
Step 1.		
FT29A.		\$280
Step 2. Finish		
Metallic Paint		
611	beige mist metallic (CP)	+\$0
613	silver (CP)	+\$0
EH	metallic bronze	+\$0
SNA	satin aluminum	+\$10
SNB	satin bronze	+\$10
SNC	satin carbon	+\$10
Sand Texture Paint		
BK	black	+\$0
UBK	ultra black (CP)	+\$0
Smooth Paint		
8Q	folkstone grey (CP)	+\$0
91	white (CP)	+\$0
98	studio white (CP)	+\$0
CL	cool grey neutral	+\$0
G1	graphite (CP)	+\$0
WL	warm stone (CP)	+\$0
WN	warm grey neutral	+\$0

Specification Information		
Step 1.		
E2931.		
Step 2. Position		
L	left	
R	right	
Prices for Steps 1-2.		
E2931. L		\$106
R		\$106
Step 3. Finish		
HF	inner tone light	+\$0
LU	soft white	+\$0
MT	medium tone	+\$0

Surface Support Rail

FT295.



Specification Information

Step 1.

FT295.

Step 2. Frame Width

24	24" wide
30	30" wide
36	36" wide
42	42" wide
48	48" wide

Prices for Steps 1-2.

FT295. 24	\$140
30	\$163
36	\$184
42	\$199
48	\$210

Step 3. Finish

Metallic Paint

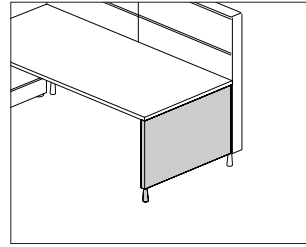
611	beige mist metallic (CP)	+\$0
613	silver (CP)	+\$0
EH	metallic bronze	+\$0
SNA	satin aluminum	+\$10
SNB	satin bronze	+\$10
SNC	satin carbon	+\$10

Sand Texture Paint

8Q	folkstone grey (CP)	+\$0
91	white (CP)	+\$0
98	studio white (CP)	+\$0
BK	black	+\$0
CL	cool grey neutral	+\$0
G1	graphite (CP)	+\$0
UBK	ultra black (CP)	+\$0
WL	warm stone (CP)	+\$0
WN	warm grey neutral	+\$0

Support Panel, Tapered Foot, Frame Attached

FT291.



Specification Information

Step 1.

FT291.

Step 2. Depth

12L	12" deep, mid-run
20L	20" deep
24L	24" deep
30L	30" deep

Prices for Steps 1-2.

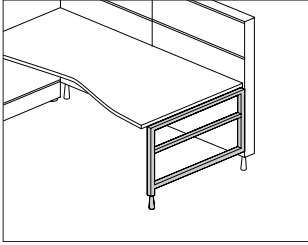
FT291. 12L	\$289
20L	\$393
24L	\$406
30L	\$421

Step 3. Surface Finish

8Q	folkstone grey (CP)	+\$0
91	white (CP)	+\$0
98	studio white (CP)	+\$0
WL	warm stone (CP)	+\$0
WN	warm grey neutral	+\$0

Open Support, Tapered Foot, Frame
Attached

FT294.



Specification Information

Step 1.

FT294.

Step 2. Depth

12	12" deep, mid-run
20	20" deep
24	24" deep
30	30" deep
36	36" deep

Step 3. Position

L	left-hand support
R	right-hand support

Prices for Steps 1-3.

	L	R
FT294. 12	\$453	453
20	\$609	609
24	\$627	627
30	\$640	640
36	\$658	658

Step 4. Finish

Sand Texture Paint

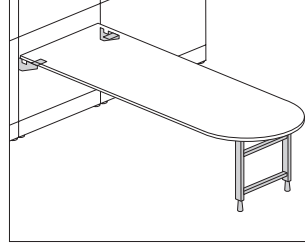
91	white (CP)	+\$0
CL	cool grey neutral	+\$0
WN	warm grey neutral	+\$0

Metallic Paint

611	beige mist metallic (CP)	+\$0
613	silver (CP)	+\$0
EH	metallic bronze	+\$0
SNA	satin aluminum	+\$30
SNB	satin bronze	+\$30
SNC	satin carbon	+\$30

Open Support Leg, Tapered Foot,
Peninsula/D-Shaped Surface
Attached

FT2F2.



Specification Information

Step 1.

FT2F2.

Step 2. Leg Position

A inset

Step 3. Surface Dimension

24	for 24"-deep peninsula
30	for 30"-deep peninsula

Prices for Steps 1-3.

	24	30
FT2F2. A	\$428	509

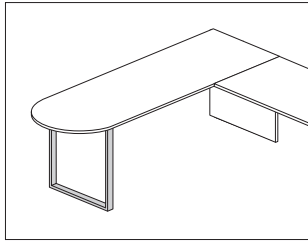
Step 4. Surface Finish

Metallic Paint

611	beige mist metallic (CP)	+\$0
613	silver (CP)	+\$0
EH	metallic bronze	+\$0
SNA	satin aluminum	+\$10
SNB	satin bronze	+\$10
SNC	satin carbon	+\$10

Square Open Support Leg, Peninsula Attached

FV2D1.



Specification Information

Step 1.

FV2D1.

Step 2. Leg Position

A inset

Step 3. Surface Depth

24 for 24"-deep surface

30 for 30"-deep surface

36 for 36"-deep surface

Step 4. Leg Type

F fixed height

Prices for Steps 1-4.

	F
FV2D1. A 24	\$328
30	\$503
36	\$503

Step 5. Surface Finish

Sand Texture Paint

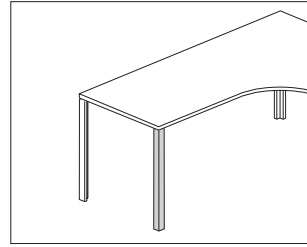
UBK	ultra black (CP)	+\$0
8Q	folkstone grey (CP)	+\$0
91	white (CP)	+\$0
98	studio white (CP)	+\$0
BK	black	+\$0
CL	cool grey neutral	+\$0
G1	graphite (CP)	+\$0
WL	warm stone (CP)	+\$0
WN	warm grey neutral	+\$0

Metallic Paint

611	beige mist metallic (CP)	+\$0
613	silver (CP)	+\$0
EH	metallic bronze	+\$0
SNA	satin aluminum	+\$10
SNB	satin bronze	+\$10
SNC	satin carbon	+\$10

Support Leg, Post

FV689.



Specification Information

Step 1.

FV689.P

\$241

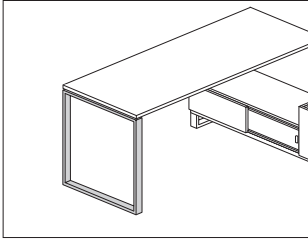
Step 2. Surface Finish

Sand Texture Paint

UBK	ultra black (CP)	+\$0
8Q	folkstone grey (CP)	+\$0
91	white (CP)	+\$0
98	studio white (CP)	+\$0
BK	black	+\$0
CL	cool grey neutral	+\$0
G1	graphite (CP)	+\$0
WL	warm stone (CP)	+\$0
WN	warm grey neutral	+\$0

Metallic Paint

611	beige mist metallic (CP)	+\$0
613	silver (CP)	+\$0
EH	metallic bronze	+\$0
SNA	satin aluminum	+\$10
SNB	satin bronze	+\$10
SNC	satin carbon	+\$10



Specification Information

Step 1.

FV2D2.

Step 2. Surface Edge Type

S for squared edge surface

Step 3. Depth

2A 12" deep, shared

2B 24" deep, shared

24 24" deep

30 30" deep

36 36" deep

Step 4. Leg Type

F fixed height

Step 5. Position

For 12" deep, shared (2A) or 24" deep, shared (2B)

S shared

For 24" deep (24), 30" deep (30), or 36" deep (36)

L left

R right

Prices for Steps 1-5.

		FL	FS	FR
FV2D2. S	2A	—	\$322	—
	2B	—	\$492	—
	24	\$492	—	492
	30	\$509	—	509
	36	\$520	—	520

Step 6. Surface Finish

Sand Texture Paint

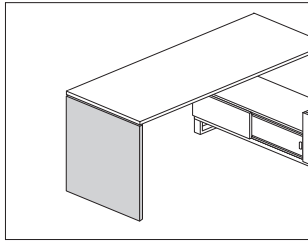
UBK	ultra black (CP)	+\$0
8Q	folkstone grey (CP)	+\$0
91	white (CP)	+\$0
98	studio white (CP)	+\$0
BK	black	+\$0
CL	cool grey neutral	+\$0
G1	graphite (CP)	+\$0
WL	warm stone (CP)	+\$0
WN	warm grey neutral	+\$0

Metallic Paint

611	beige mist metallic (CP)	+\$0
613	silver (CP)	+\$0
EH	metallic bronze	+\$0
SNA	satin aluminum	+\$10
SNB	satin bronze	+\$10
SNC	satin carbon	+\$10

Closed Support Leg

FV2E2.



Specification Information

Step 1.

FV2E2.

Step 2. Surface Edge Type

S for squared edge surface

Step 3. Depth

2A 12" deep, shared

2B 24" deep, shared

24 24" deep

30 30" deep

36 36" deep

Step 4. Leg Type

F fixed height

Step 5. Surface Material

L thermally-fused laminate with thermoplastic edge

Prices for Steps 1-5.

	FL
FV2E2. S 2A	\$259
2B	\$424
24	\$424
30	\$433
36	\$440

Step 6. Surface Finish

Solid-Color Laminate

91 white (CP) +\$0

WN warm grey neutral +\$0

Wood-Grain Laminate

125 natural maple (CP) +\$0

126 natural cherry (CP) +\$0

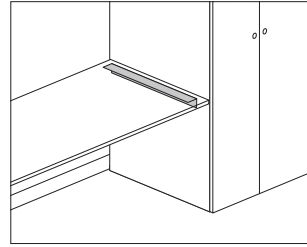
127 walnut (CP) +\$0

139 light ash (CP) +\$0

140 warm ash (CP) +\$0

Canvas Cabinet/Wall Attachment Bracket

FV692.



Specification Information

Step 1.

FV692.

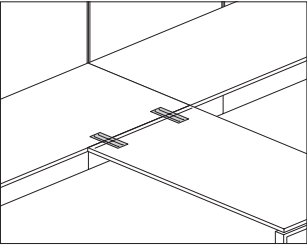
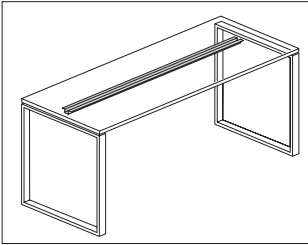
\$112

Stiffener

FV696.

Surface Ganging Bracket

FT29B.



Specification Information

Step 1.

FV696.

Step 2. Width

34	33 ⁷ / ₈ " wide
39	38 ⁵ / ₈ " wide
43	43 ¹ / ₄ " wide
48	48" wide
57	57 ³ / ₈ " wide
62	62 ¹ / ₈ " wide
67	66 ³ / ₄ " wide
71	71 ¹ / ₂ " wide
81	80 ⁷ / ₈ " wide

Prices for Steps 1-2.

FV696.	34	\$101
	39	\$103
	43	\$103
	48	\$103
	57	\$103
	62	\$103
	67	\$103
	71	\$103
	81	\$103

Specification Information

Step 1.

FT29B.

Step 2. Type

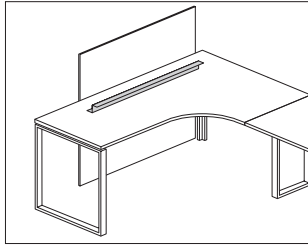
1	single
2	pair

Prices for Steps 1-2.

FT29B.	1	\$37
	2	\$63

Cable Manager

FV695.



Specification Information

Step 1.

FV695.

Step 2. Width

18	18" wide
24	24" wide
30	30" wide
36	36" wide
42	42" wide
48	48" wide

Prices for Steps 1-2.

FV695.	18	\$110
	24	\$116
	30	\$126
	36	\$134
	42	\$145
	48	\$158

Step 3. Surface Finish

Sand Texture Paint

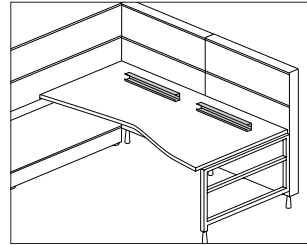
UBK	ultra black (CP)	+\$0
8Q	folkstone grey (CP)	+\$0
91	white (CP)	+\$0
98	studio white (CP)	+\$0
BK	black	+\$0
CL	cool grey neutral	+\$0
G1	graphite (CP)	+\$0
WL	warm stone (CP)	+\$0
WN	warm grey neutral	+\$0

Metallic Paint

611	beige mist metallic (CP)	+\$0
613	silver (CP)	+\$0
EH	metallic bronze	+\$0
SNA	satin aluminum	+\$10
SNB	satin bronze	+\$10
SNC	satin carbon	+\$10

Cable Management Trough

FT199.



Specification Information

Step 1.

FT199.

\$102

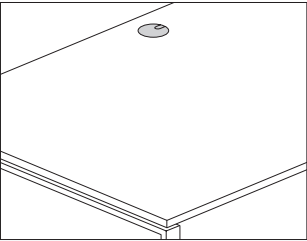
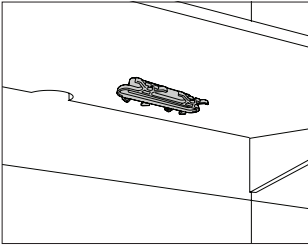
Canvas Office Landscape® Work Surfaces

Cord Cleat

G1331.

Grommet Kit, Surface

FV982.



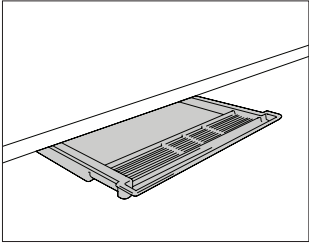
Specification Information	
Step 1.	
G1331.	\$35

Specification Information	
Step 1.	
FV982.	\$56

Step 2. Grommet Finish		
G1	graphite (CP)	+\$0
UBK	ultra black (CP)	+\$0
3G	brownstone	+\$0
8Q	folkstone grey (CP)	+\$0
91	white (CP)	+\$0
98	studio white (CP)	+\$0
BK	black	+\$0
CL	cool grey neutral	+\$0
LU	soft white	+\$0
MT	medium tone	+\$0
WL	warm stone (CP)	+\$0
WN	warm grey neutral	+\$0

Pencil Drawer

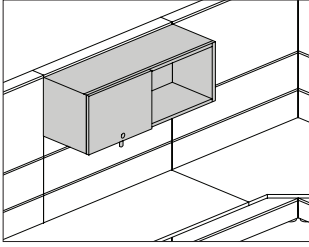
Y5010.



Specification Information

Step 1.		
Y5010.		\$76

Step 2. Surface Finish		
UBK	ultra black (CP)	+\$0
8Q	folkstone grey (CP)	+\$0
HF	inner tone light	+\$0
LT	light tone	+\$0
LU	soft white	+\$0
MT	medium tone	+\$0
SG	slate grey	+\$0
WL	warm stone (CP)	+\$0
WN	warm grey neutral	+\$0



Specification Information

Step 1.

FT410.

Step 2. Height

1 15" high

Step 3. Width

24 24" wide

30 30" wide

36 36" wide

42 42" wide

48 48" wide

Step 4. Door Material

For 15" high (1)

P painted door

Step 5. Lock

For painted door (P)

L lock

Prices for Steps 1-5.

	PL
FT410. 1 24	\$595
30	\$629
36	\$675
42	\$727
48	\$769

Step 6. Lock Option

For lock (L)

KA keyed alike +\$0

KC keyed differently, chrome +\$0

Step 7. Case Finish

Metallic Paint

611 beige mist metallic (CP) +\$0

613 silver (CP) +\$0

EH metallic bronze +\$0

SNA satin aluminum +\$60

SNB satin bronze +\$60

SNC satin carbon +\$60

Step 8. Door Finish

Metallic Paint

611 beige mist metallic (CP) +\$0

613 silver (CP) +\$0

EH metallic bronze +\$0

SNA satin aluminum +\$30

SNB satin bronze +\$30

SNC satin carbon +\$30

Step 9. Pull Finish

Sand Texture Paint

91 white (CP) +\$0

BK black +\$0

CL cool grey neutral +\$0

G1 graphite (CP) +\$0

UBK ultra black (CP) +\$0

WN warm grey neutral +\$0

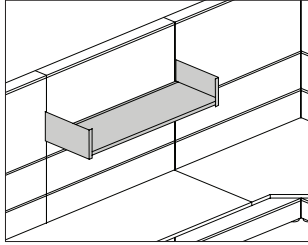
3G brownstone +\$0

Step 10. End Panel Option

SM on module +\$0

F-Style Shelf

FT411.



Specification Information

Step 1.

FT411.

Step 2. Width

24	24" wide
30	30" wide
36	36" wide
42	42" wide
48	48" wide

Prices for Steps 1-2.

FT411.	24	\$247
	30	\$258
	36	\$273
	42	\$297
	48	\$304

Step 3. Surface Finish

Metallic Paint

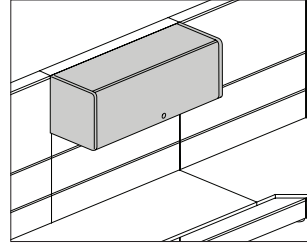
611	beige mist metallic (CP)	+\$0
613	silver (CP)	+\$0
EH	metallic bronze	+\$0
SNA	satin aluminum	+\$30
SNB	satin bronze	+\$30
SNC	satin carbon	+\$30

Step 4. End Panel Option

SM	on module	+\$0
----	-----------	------

B-Style Flipper Door Unit

FT420.



Specification Information

Step 1.

FT420.

Step 2. Width

24	24" wide
30	30" wide
36	36" wide
42	42" wide
48	48" wide

Step 3. Door Material

P	painted door
F	fabric door

Step 4. Lock

L	lock
---	------

Prices for Steps 1-4.

	L
FT420. 24 P	\$670
F	\$691
30 P	\$706
F	\$731
36 P	\$764
F	\$784
42 P	\$818
F	\$843
48 P	\$867
F	\$888

Step 5. Lock Option

KA	keyed alike	+\$0
KD	keyed differently	+\$0

Step 6. Case Finish

Bright Sand Texture Paint

91	white (CP)	+\$0
CL	cool grey neutral	+\$0
WN	warm grey neutral	+\$0
UBK	ultra black (CP)	+\$0
8Q	folkstone grey (CP)	+\$0
98	studio white (CP)	+\$0
WL	warm stone (CP)	+\$0

Metallic Paint

611	beige mist metallic (CP)	+\$0
613	silver (CP)	+\$0
EH	metallic bronze	+\$0

Step 7. Door Finish

For painted door (P)

Bright Sand Texture Paint

91	white (CP)	+\$0
CL	cool grey neutral	+\$0
WN	warm grey neutral	+\$0
UBK	ultra black (CP)	+\$0
8Q	folkstone grey (CP)	+\$0
98	studio white (CP)	+\$0
WL	warm stone (CP)	+\$0

Metallic Paint

611	beige mist metallic (CP)	+\$0
613	silver (CP)	+\$0
EH	metallic bronze	+\$0

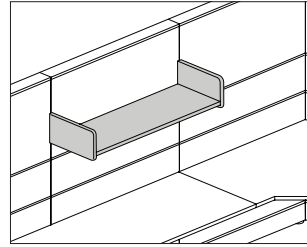
Step 8. End Panel Option

SM	on module	+\$0
-----------	-----------	------

Step 9. Door Finish

*For 24" wide (24), 30" wide (30), 36" wide (36), 42" wide (42), or 48" wide (48) with fabric door (F)**See application chart and textiles list for fabric usage and numbers. First 2 digits of number indicate fabric line; remaining digit(s) indicate fabric color.*

Price Category 1	+\$0
Price Category 2	+\$22
Price Category 3	+\$44



Specification Information

Step 1.

FT422.

Step 2. Height

07	7½" high
15	15½" high

Step 3. Width

24	24" wide
30	30" wide
36	36" wide
42	42" wide
48	48" wide
60	60" wide

Prices for Steps 1-3.

		24	30	36	42	48	60
FT422. 07		\$208	219	232	250	257	317
15		\$277	287	304	318	328	384

Step 4. Surface Finish

3G	brownstone	+\$0
-----------	------------	------

Bright Sand Texture Paint

91	white (CP)	+\$0
CL	cool grey neutral	+\$0
WN	warm grey neutral	+\$0
UBK	ultra black (CP)	+\$0
8Q	folkstone grey (CP)	+\$0
98	studio white (CP)	+\$0
WL	warm stone (CP)	+\$0

Metallic Paint

611	beige mist metallic (CP)	+\$0
613	silver (CP)	+\$0
EH	metallic bronze	+\$0
SNA	satin aluminum	+\$30
SNB	satin bronze	+\$30
SNC	satin carbon	+\$30

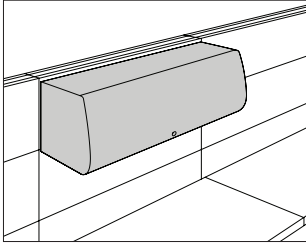
Step 5. End Panel Option

For 15½" high (15)

SM	on module	+\$0
-----------	-----------	------

C-Style Flipper Door Unit

X3750.



Specification Information

Step 1.

X3750.

Step 2. Width

24	24" wide
30	30" wide
36	36" wide
42	42" wide
48	48" wide

Step 3. Mechanism

SP standard mechanism

Step 4. Lift Handle

N no lift handle

Prices for Steps 1-4.

	N
X3750. 24 SP	\$1073
30 SP	\$1141
36 SP	\$1210
42 SP	\$1295
48 SP	\$1388

Step 5. Lock Option

KA	keyed alike	+\$0
KD	keyed differently	+\$0

Step 6. Attachment Bracket

AO	for Action Office® system	+\$0
E1	for Ethospace® System	+\$0
F8	for Canvas	+\$0
OM	for Ethospace® off module	+\$0

Step 7. Case/Lift Handle Finish

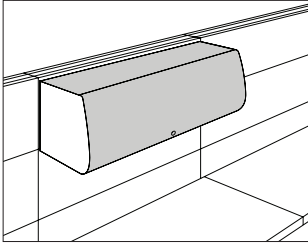
611	beige mist metallic (CP)	+\$0
613	silver (CP)	+\$0
UBK	ultra black (CP)	+\$0
8Q	folkstone grey (CP)	+\$0
91	white (CP)	+\$0
EH	metallic bronze	+\$0
HF	inner tone light	+\$0
LT	light tone	+\$0
LU	soft white	+\$0
MT	medium tone	+\$0
WL	warm stone (CP)	+\$0
WN	warm grey neutral	+\$0

Step 8. Door Finish

611	beige mist metallic (CP)	+\$0
613	silver (CP)	+\$0
UBK	ultra black (CP)	+\$0
8Q	folkstone grey (CP)	+\$0
91	white (CP)	+\$0
EH	metallic bronze	+\$0
HF	inner tone light	+\$0
LT	light tone	+\$0
LU	soft white	+\$0
MT	medium tone	+\$0
WL	warm stone (CP)	+\$0
WN	warm grey neutral	+\$0

C-Style Flipper Door

X3710.



Canvas Office Landscape® Storage

Specification Information

Step 1.

X3710.

Step 2. Width

24SP	24" wide
30SP	30" wide
36SP	36" wide
42SP	42" wide
48SP	48" wide

Step 3. Lift Handle

N	no lift handle
----------	----------------

Prices for Steps 1-3.

	N
X3710. 24SP	\$673
30SP	\$717
36SP	\$783
42SP	\$844
48SP	\$905

Step 4. Lock Option

KA	keyed alike	+\$0
KD	keyed differently	+\$0

Step 5. Top/Lift Handle Finish

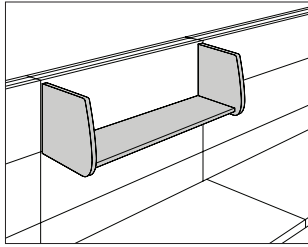
611	beige mist metallic (CP)	+\$0
613	silver (CP)	+\$0
UBK	ultra black (CP)	+\$0
8Q	folkstone grey (CP)	+\$0
91	white (CP)	+\$0
EH	metallic bronze	+\$0
HF	inner tone light	+\$0
LT	light tone	+\$0
LU	soft white	+\$0
MT	medium tone	+\$0
WL	warm stone (CP)	+\$0
WN	warm grey neutral	+\$0

Step 6. Door Finish

611	beige mist metallic (CP)	+\$0
613	silver (CP)	+\$0
UBK	ultra black (CP)	+\$0
8Q	folkstone grey (CP)	+\$0
91	white (CP)	+\$0
EH	metallic bronze	+\$0
HF	inner tone light	+\$0
LT	light tone	+\$0
LU	soft white	+\$0
MT	medium tone	+\$0
WL	warm stone (CP)	+\$0
WN	warm grey neutral	+\$0

C-Style Shelf

X3730.



Specification Information

Step 1.

X3730.

Step 2. Width

24	24" wide
30	30" wide
36	36" wide
42	42" wide
48	48" wide

Prices for Steps 1-2.

X3730. 24	\$445
30	\$462
36	\$483
42	\$510
48	\$532

Step 3. Attachment Bracket

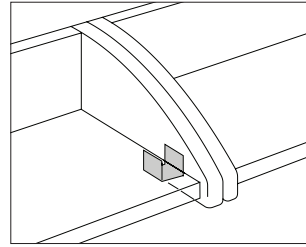
AO	for Action Office® system	+\$0
E1	for Ethospace® System	+\$0
F8	for Canvas	+\$0
OM	for Ethospace® off module	+\$0

Step 4. Surface Finish

611	beige mist metallic (CP)	+\$0
613	silver (CP)	+\$0
UBK	ultra black (CP)	+\$0
8Q	folkstone grey (CP)	+\$0
91	white (CP)	+\$0
HF	inner tone light	+\$0
LT	light tone	+\$0
MT	medium tone	+\$0
EH	metallic bronze	+\$0
WL	warm stone (CP)	+\$0
LU	soft white	+\$0
WN	warm grey neutral	+\$0
611	beige mist metallic (CP)	+\$0
613	silver (CP)	+\$0
UBK	ultra black (CP)	+\$0

Component Brace

X3910.



Specification Information

Step 1.

X3910.

Step 2. Usage

1	for C-/E-style flipper unit/shelf
2	for utility shelf (E3234.)

Prices for Steps 1-2.

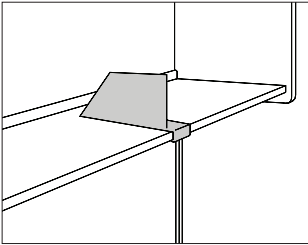
X3910. 1	\$75
2	\$75

Step 3. Surface Finish

For C-/E-style flipper unit/shelf (1)

98	studio white (CP)	+\$0
-----------	-------------------	------

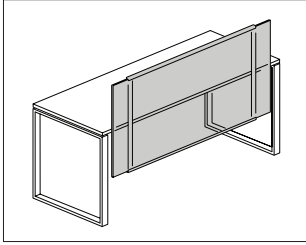
Shelf Divider, AngledG7330.



Specification Information	
Step 1.	
G7330.	\$393

Step 2. Surface Finish		
8Q	folkstone grey (CP)	+\$0
91	white (CP)	+\$0
HF	inner tone light	+\$0
LT	light tone	+\$0
LU	soft white	+\$0
MT	medium tone	+\$0
SG	slate grey	+\$0
WL	warm stone (CP)	+\$0
WN	warm grey neutral	+\$0
EH	metallic bronze	+\$0

Canvas Office Landscape® Storage



Specification Information

Step 1.

FV694.

Step 2. Surface Material

A translucent plastic
P painted

Step 3. Height

For painted (P)

12A 12" below work surface

For translucent plastic (A)

12A 12" below work surface
18A 6" above/12" below work surface
18B 12" above/6" below work surface
24A 12" above/12" below work surface

Step 4. Width

For 12" below work surface (12A)

30 30" wide
36 36" wide
42 42" wide
48 48" wide
54 54" wide
60 60" wide
66 66" wide
72 72" wide

For 6" above/12" below work surface (18A), 12" above/6" below work surface (18B), or 12" above/12" below work surface (24A)

30 30" wide
36 36" wide
42 42" wide
48 48" wide
54 54" wide

Prices for Steps 1-4.

		30	36	42	48	54	60
FV694. A	12A	\$1012	1055	1096	1133	1177	1216
	18A	\$1066	1109	1152	1193	1234	—
	18B	\$1066	1109	1152	1193	1234	—
	24A	\$1216	1267	1312	1363	1410	—
	P 12A	\$924	958	993	1035	1069	1105

66 72

FV694. A	12A	\$1257	1295
	P 12A	\$1141	1178

Step 5. Surface Finish

Sand Texture Paint

For painted (P)

UBK	ultra black (CP)	+\$0
8Q	folkstone grey (CP)	+\$0
91	white (CP)	+\$0
98	studio white (CP)	+\$0
BK	black	+\$0
CL	cool grey neutral	+\$0
G1	graphite (CP)	+\$0
WL	warm stone (CP)	+\$0
WN	warm grey neutral	+\$0

Metallic Paint

For painted (P)

611	beige mist metallic (CP)	+\$0
613	silver (CP)	+\$0
EH	metallic bronze	+\$0
SNA	satin aluminum	+\$10
SNB	satin bronze	+\$10
SNC	satin carbon	+\$10

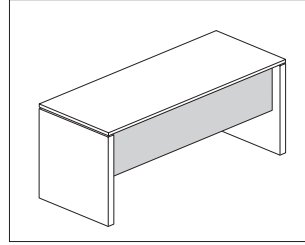
Translucent Plastic

For translucent plastic (A)

J9	opal frosted	+\$0
-----------	--------------	------

Step 6. Bracket Finish

UBK	ultra black (CP)	+\$0
8Q	folkstone grey (CP)	+\$0
91	white (CP)	+\$0
98	studio white (CP)	+\$0
BK	black	+\$0
CL	cool grey neutral	+\$0
G1	graphite (CP)	+\$0
WL	warm stone (CP)	+\$0
WN	warm grey neutral	+\$0



Metallic Paint

611	beige mist metallic (CP)	+\$0
613	silver (CP)	+\$0
EH	metallic bronze	+\$0
SNA	satin aluminum	+\$10
SNB	satin bronze	+\$10
SNC	satin carbon	+\$10

Specification Information

Step 1.

FV697.

Step 2. Width

60	60" wide
66	66" wide
72	72" wide
84	84" wide
96	96" wide

Step 3. Modesty Panel Type

F	full modesty panel
H	half modesty panel

Step 4. Surface Material

L	thermally-fused laminate with thermoplastic edge
----------	--

Prices for Steps 1-4.

	L
FV697. 60 F	\$750
H	\$528
66 F	\$824
H	\$578
72 F	\$900
H	\$629
84 F	\$1046
H	\$648
96 F	\$1200
H	\$667

Step 5. Surface Finish

Solid-Color Laminate

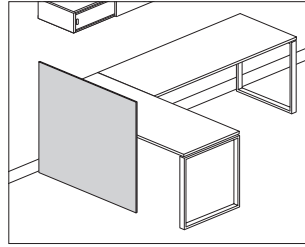
For 60" wide (60) with thermally-fused laminate with thermoplastic edge (L)

91	white (CP)	+\$0
WN	warm grey neutral	+\$0

Wood-Grain Laminate

For 60" wide (60) with thermally-fused laminate with thermoplastic edge (L)

125	natural maple (CP)	+\$0
126	natural cherry (CP)	+\$0
127	walnut (CP)	+\$0
139	light ash (CP)	+\$0
140	warm ash (CP)	+\$0



Solid-Color Laminate

For 66" wide (66), 72" wide (72), 84" wide (84), or 96" wide (96) with thermally-fused laminate with thermoplastic edge (L)

91	white (CP)	+\$0
WN	warm grey neutral	+\$0

Specification Information

Step 1.

FV693.

Step 2. Height

29	29" high
42	42" high
46	46" high

Step 3. Width

For 29" high (29)

33	33" wide
36	36" wide
48	48" wide
54	54" wide
60	60" wide
66	66" wide
72	72" wide
84	84" wide

For 42" high (42) or 46" high (46)

48	48" wide
54	54" wide
60	60" wide

Step 4. Surface Material

L	high-pressure laminate
----------	------------------------

Prices for Steps 1-4.

	L
FV693. 29 33	\$419
36	\$454
48	\$601
54	\$674
60	\$750
66	\$824
72	\$900
84	\$1046
42 48	\$727
54	\$816
60	\$905
46 48	\$762
54	\$860
60	\$953

Step 5. Surface Finish

Solid-Color Laminate

For 33" wide (33), 36" wide (36), 48" wide (48), 54" wide (54), or 60" wide (60)
with high-pressure laminate (L)

91	white (CP)	+\$0
WN	warm grey neutral	+\$0

Wood-Grain Laminate

For 33" wide (33), 36" wide (36), 48" wide (48), 54" wide (54), or 60" wide (60)
with high-pressure laminate (L)

125	natural maple (CP)	+\$0
126	natural cherry (CP)	+\$0
127	walnut (CP)	+\$0
139	light ash (CP)	+\$0
140	warm ash (CP)	+\$0

Solid-Color Laminate

For 66" wide (66), 72" wide (72), or 84" wide (84) with high-pressure laminate
(L)

91	white (CP)	+\$0
WN	warm grey neutral	+\$0

Step 6. Support Finish

Metallic Paint

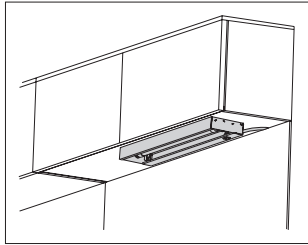
611	beige mist metallic (CP)	+\$0
613	silver (CP)	+\$0
EH	metallic bronze	+\$0
SNA	satin aluminum	+\$10
SNB	satin bronze	+\$10
SNC	satin carbon	+\$10

Sand Texture Paint

UBK	ultra black (CP)	+\$0
8Q	folkstone grey (CP)	+\$0
91	white (CP)	+\$0
98	studio white (CP)	+\$0
BK	black	+\$0
CL	cool grey neutral	+\$0
G1	graphite (CP)	+\$0
WL	warm stone (CP)	+\$0
WN	warm grey neutral	+\$0

Under Shelf LED Task Light

G6170.



Specification Information

Step 1.

G6170.

Step 2. Width

30	30" wide
36	36" wide
42	42" wide
48	48" wide

Step 3. Bracket Option

S	for Action Office® or Ethospace® Systems or Canvas
Q	for C-style storage or E3234.

Prices for Steps 1-3.

	S	Q
G6170. 30	\$506	506
36	\$519	519
42	\$535	535
48	\$547	547

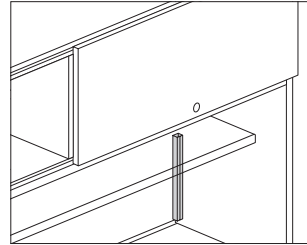
Step 4. Surface Finish

For Action Office® or Ethospace® Systems or Canvas (S) or C-style storage or E3234. (Q)

8Q	folkstone grey (CP)	+\$0
91	white (CP)	+\$0
BK	black	+\$0
CL	cool grey neutral	+\$0
EH	metallic bronze	+\$0
HF	inner tone light	+\$0
LT	light tone	+\$0
LU	soft white	+\$0
MT	medium tone	+\$0
WL	warm stone (CP)	+\$0
WN	warm grey neutral	+\$0

Cord Manager

FV984.



Specification Information

Step 1.

FV984.

Step 2. Height

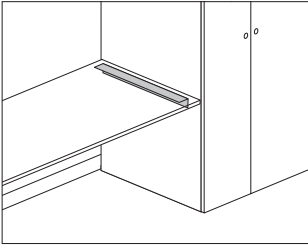
12	12" high
24	24" high

Prices for Steps 1-2.

FV984. 12	\$118
24	\$181

Canvas Cabinet/Wall Attachment Bracket

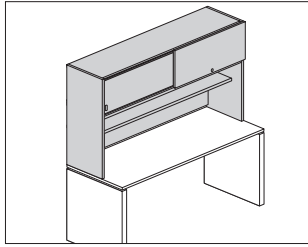
FV692.



Specification Information	
Step 1.	
FV692.	\$112

Hutch, Full Enclosure

FV451.



Specification Information

Step 1.

FV451.

Step 2. Height

29	28½" high
40	39½" high

Step 3. Width

59	59" wide
60	60" wide
71	71" wide
72	72" wide

Step 4. Case/Primary Door Material

L	thermally - fused laminate
----------	----------------------------

Step 5. Secondary Door Material

A	translucent plastic
P	painted

Step 6. Lock

N	no lock
L	lock

Prices for Steps 1-6.

		LAN	LAL	LPN	LPL
FV451. 29	59	\$2840	2858	2717	2735
	60	\$2840	2858	2717	2735
	71	\$3234	3267	3096	3129
	72	\$3234	3267	3096	3129
40	59	\$3181	3197	3045	3057
	60	\$3181	3197	3045	3057
	71	\$3624	3654	3468	3498
	72	\$3624	3654	3468	3498

Step 7. Lock Option

For lock (L)

KA	keyed alike	+\$0
KC	keyed differently, chrome	+\$0

Step 8. Case/Stanchion Finish

Solid-Color Laminate

For 59" wide (59) or 60" wide (60) with thermally - fused laminate (L)

91	white (CP)	+\$0
WN	warm grey neutral	+\$0

Wood-Grain Laminate

For 59" wide (59) or 60" wide (60) with thermally - fused laminate (L)

125	natural maple (CP)	+\$0
126	natural cherry (CP)	+\$0
127	walnut (CP)	+\$0
139	light ash (CP)	+\$0
140	warm ash (CP)	+\$0

Solid-Color Laminate

For 71" wide (71) or 72" wide (72) with thermally - fused laminate (L)

91	white (CP)	+\$0
WN	warm grey neutral	+\$0

Step 9. Primary Door Finish

Solid-Color Laminate

91	white (CP)	+\$0
WN	warm grey neutral	+\$0

Wood-Grain Laminate

125	natural maple (CP)	+\$0
126	natural cherry (CP)	+\$0
127	walnut (CP)	+\$0
139	light ash (CP)	+\$0
140	warm ash (CP)	+\$0

Step 10. Secondary Door Finish

Translucent Plastic

For translucent plastic (A)

J9	opal frosted	+\$0
-----------	--------------	------

Sand Texture Paint

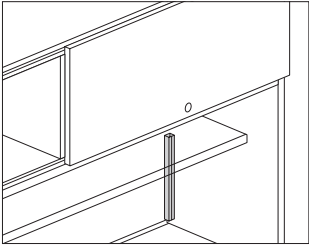
For painted (P)

G1	graphite (CP)	+\$0
UBK	ultra black (CP)	+\$0
8Q	folkstone grey (CP)	+\$0
91	white (CP)	+\$0
98	studio white (CP)	+\$0
CL	cool grey neutral	+\$0
WL	warm stone (CP)	+\$0
WN	warm grey neutral	+\$0

Metallic Paint		
<i>For painted (P)</i>		
611	beige mist metallic (CP)	+\$0
613	silver (CP)	+\$0
SNA	satin aluminum	+\$10
SNB	satin bronze	+\$10
SNC	satin carbon	+\$10
EH	metallic bronze	+\$0

Cord Manager

FV984.



Specification Information

Step 1.

FV984.

Step 2. Height

12 12" high

24 24" high

Prices for Steps 1-2.

FV984.	12	\$118
	24	\$181

Index by Product Name

Canvas Office Landscape® 10-Day or Less	
90° Connector Cover	page(s) 9
90° Connector Top Cap	13
90° Universal Connector	7
90° Universal Stacking Connector	8
120° Connector Cover	10
120° Connector Top Cap	14
120° Universal Connector	8
Base Power Harness	19
Bowtie Rectangular Surface	37
B-Style Flipper Door Unit	63
B-Style Shelf	64
Cable Management Trough	59
Cable Manager	59
Cable Tray	22
Canvas Cabinet/Wall Attachment Bracket	57, 74
Ceiling Power Entry, Connector	19
Closed Support Leg	57
Coat Hook	33
Communication Faceplate Extender	23
Communication Port Faceplate Extender	24
Communication Port Faceplate Reducer	23
Component Brace	67
Concave Corner Surface	42
Concave Rectangular Surface	36
Connector Base Filler	11
Cord Cleat	60
Cord Manager	73, 77
Corner Surface	40
C-Style Flipper Door	66
C-Style Flipper Door Unit	65
C-Style Shelf	67
Curvilinear Surface	39
Extended Corner Surface, Rectangular End	43
Finished End	11
Finished End, Change-Of-Height	12
Frame	5
Frame-to-Frame Connection Hardware	7
Frame Top Cap	13
F-Style Shelf	63
F-Style Sliding Door Storage Unit	62
Full-Height Tile	24
Grommet Kit, Surface	60
Hardwire Mounting Kit	21
Hutch, Full Enclosure	75
Lower Power/Data Tile	27
Lower Tile	26

Marker/Eraser Holder	33
Modesty Panel	70
Open Support Leg, Tapered Foot, Peninsula/D-Shaped Surface Attached	54
Open Support, Tapered Foot, Frame Attached	54
Pencil Drawer	61
Peninsula Support Bracket	52
Peninsula Surface, Rectangular End	45
Peninsula Surface, Round End	47
Power Entry, External Direct Connect	18
Power Entry, Internal Direct Connect, 4 Circuit	17
Power Entry, New York City	18
Power Harness Extender	20
Power Harness, Lower Power/Data Tile	20
Power Jumper	21
Privacy Panel	71
Receptacle, 15 Amp (package of 6)	22
Rectangular Surface	34
Retrofit Base Cover for Power Entry	6
Screen	69
Shelf Divider, Angled	68
Squared-Edge Corner Wedge	48
Squared-Edge Transaction Surface	49
Square Open Support Leg	56
Square Open Support Leg, Peninsula Attached	55
Stacking Frame	6
Stiffener	58
Support Leg, Post	55
Support Panel, Tapered Foot, Frame Attached	53
Surface Cantilever	51
Surface Ganging Bracket	58
Surface Support Rail	53
Tile Adapters, Wall Strip	16
Tile Trim, Wall Strip	16
Tool Bar	32
Under Shelf LED Task Light	73
Upper Tile	30
Upper Window Tile	32
Vertical Trim, Wall Strip	17
Wall Fastener	15
Wall Start	14
Wall Strip	15
Work Surface Support Bracket	52



Index by Product Number

E2931.	Work Surface Support Bracket	page(s) 52
FT2F2.	Open Support Leg, Tapered Foot, Peninsula/D-Shaped Surface Attached	54
FT29A.	Peninsula Support Bracket	52
FT29B.	Surface Ganging Bracket	58
FT110.	Frame	5
FT111.	Stacking Frame	6
FT112.	Frame Top Cap	13
FT121.	90° Universal Connector	7
FT122.	90° Universal Stacking Connector	8
FT123.	90° Connector Cover	9
FT126.	90° Connector Top Cap	13
FT128.	Frame-to-Frame Connection Hardware	7
FT131.	120° Universal Connector	8
FT133.	120° Connector Cover	10
FT136.	120° Connector Top Cap	14
FT140.	Power Entry, External Direct Connect	18
FT141.	Power Entry, New York City	18
FT143.	Ceiling Power Entry, Connector	19
FT144.	Power Entry, Internal Direct Connect, 4 Circuit	17
FT150.	Base Power Harness	19
FT151.	Power Harness Extender	20
FT152.	Power Harness, Lower Power/Data Tile	20
FT154.	Power Jumper	21
FT155.	Receptacle, 15 Amp (package of 6)	22
FT157.	Hardwire Mounting Kit	21
FT160.	Finished End	11
FT161.	Finished End, Change-Of-Height	12
FT162.	Retrofit Base Cover for Power Entry	6
FT165.	Connector Base Filler	11
FT167.	Tile Trim, Wall Strip	16
FT170.	Lower Tile	26
FT171.	Lower Power/Data Tile	27
FT172.		
FT180.	Full-Height Tile	24
FT181.	Upper Tile	30
FT183.	Upper Window Tile	32
FT190.	Wall Start	14
FT191.	Wall Strip	15
FT192.	Tile Adapters, Wall Strip	16
FT193.	Cable Tray	22
FT197.	Vertical Trim, Wall Strip	17
FT199.	Cable Management Trough	59
FT280.	Squared-Edge Transaction Surface	49
FT290.	Surface Cantilever	51
FT291.	Support Panel, Tapered Foot, Frame Attached	53
FT294.	Open Support, Tapered Foot, Frame Attached	54

FT295.	Surface Support Rail	53
FT410.	F-Style Sliding Door Storage Unit	62
FT411.	F-Style Shelf	63
FT420.	B-Style Flipper Door Unit	63
FT422.	B-Style Shelf	64
FT490.	Coat Hook	33
FT900.	Tool Bar	32
FTS10.	Rectangular Surface	34
FTS11.	Concave Rectangular Surface	36
FTS12.	Curvilinear Surface	39
FTS18.	Bowtie Rectangular Surface	37
FTS20.	Corner Surface	40
FTS21.	Concave Corner Surface	42
FTS22.	Extended Corner Surface, Rectangular End	43
FTS23.		
FTS34.	Peninsula Surface, Rectangular End	45
FTS35.	Peninsula Surface, Round End	47
FV2D1.	Square Open Support Leg, Peninsula Attached	55
FV2D2.	Square Open Support Leg	56
FV2E2.	Closed Support Leg	57
FV451.	Hutch, Full Enclosure	75
FV689.	Support Leg, Post	55
FV692.	Canvas Cabinet/Wall Attachment Bracket	57, 74
FV693.	Privacy Panel	71
FV694.	Screen	69
FV695.	Cable Manager	59
FV696.	Stiffener	58
FV697.	Modesty Panel	70
FV982.	Grommet Kit, Surface	60
FV984.	Cord Manager	73, 77
G1189.	Communication Port Faceplate Extender	24
G1189.	Communication Port Faceplate Reducer	23
G1331.	Cord Cleat	60
G6170.	Under Shelf LED Task Light	73
G7330.	Shelf Divider, Angled	68
X1192.	Wall Fastener	15
X1313.	Communication Faceplate Extender	23
X3710.	C-Style Flipper Door	66
X3730.	C-Style Shelf	67
X3750.	C-Style Flipper Door Unit	65
X3910.	Component Brace	67
Y2091.	Squared-Edge Corner Wedge	48
Y5010.	Pencil Drawer	61
Y7231.	Marker/Eraser Holder	33



10-Day or Less Order Information

GSA

10-Day or Less Program

10-day or less products are designed for established Herman Miller dealers with pre-approved credit.

Products are distributed from multiple West Michigan manufacturing facilities. These include Holland, Spring Lake, and Zeeland. Orders will be shipped within 10 business days or less from the date of Herman Miller acknowledgement.

Ordering Procedures

1. Please place orders through Order Manager. If this is not available to you, place orders through mail or fax. Verbal purchase orders will not be accepted.
Order Entry fax number for Meridian® Filing and Storage:
(616) 846 9236.
Order Entry fax number for all other products:
(616) 654 3085.
2. Orders must be clearly marked “10-day or less program” and include only 10-day or less products. Orders not marked this way will be processed under standard lead times. Orders for standard lead times must be placed on a separate purchase order.
3. Only fabrics and finishes listed with each product are available through the 10-day or less program.
4. For any 10-day or less project over \$250,000 list price, please contact your Customer Care representative within 48 hours of order entry to reserve lead time.
5. For more information, contact your Customer Care representative at: (866) 854 3048 ext 3400.

Shipments and Delivery

Per Herman Miller Terms and Conditions.

Changes and Cancellation

Per Herman Miller Terms and Conditions.



10-Day Keyed-Alike Information

GSA

Keyed-Alike Locks

All components with locks may be specified keyed alike. Products with keyed-alike locks will be shipped with lock chassis installed. Installation of lock cylinders will be on-site according to instructions provided. Herman Miller, Inc. will not be responsible for lock cylinder installation.

When specifying product keyed-alike, include separate lines on your order for the lock cylinders.

For Action Office® and Ethospace® products, list cylinder part number and key number (232092-XXX); select a key number (or numbers) between 226 and 427, excluding numbers 408 and 412.

For Meridian® Storage, see the following chart.

Keyed-alike locks are field installed.

To order keyed-alike locks for Action Office® Series 1 and 2 door panels, please contact Customer Care.

A master key can be used to open any lock on an attached or freestanding component. In addition, a removal key or lock change tool is required to remove lock plugs. Customers interested in ordering master keys, removal keys, or lock change tools should contact Customer Care.

For Meridian Storage, specify as follows:

Specification Code	Key Number	Color	Lock Series
KA	232092-XXX ¹	black	UM series 226-427
KA	1B2JK7-XXX ¹	chrome	UM series 226-427

Key Number:

XXX¹ = a key number between 226 and 427 (excluding 408 and 412)



Stain-to-Match Program

GSA

Stain-to-Match Program

Program Overview

The Stain-to-Match program gives you the option of using veneer finishes that are not listed in the standard offering. The program allows Herman Miller to match a customer’s existing recut or natural veneer, or create a new finish that is unique to an installation.

Specific information on approval, ordering, pricing, and warranty for the Stain-to-Match program is listed below. Questions and requests for assistance may be directed to Herman Miller Options at:
(800) 654 3910

Ordering Products with Stain-to-Match Veneers

1. Fill out the Options Stain-to-Match Request Form and send along with a color sample (2” x 3” minimum) to the Herman Miller Options Applications Team at the address provided on the form. The form can be found on Omni.
2. Within 7-10 working days, Herman Miller Options will send a sample of the color-matched stain on Herman Miller veneer to the requester for the customer’s signed approval.
3. If the sample meets the customer’s approval, sign the reverse side of the sample, scan and email the approval to:
options@hermanmiller.com.
4. After the stain has been approved, a formal quotation with special number and pricing can be provided, or the product can be specified through the Vary Easy program, if available. Work with the Options team on final product needs and how to specify.
5. A purchase order can then be placed.

Stain-to-Match Warranty

Herman Miller warrants its products to be free from defects in craftsmanship from the date of delivery for the applicable warranty period. Herman Miller is responsible for the physical properties of the veneers available through the Stain-to-Match program, which include:

- STA: Stain-to-Match on Recut Ash
- STC: Stain-to-Match on Cherry
- STD: Stain-to-Match on Oak
- STK: Stain-to-Match on Reltech Anigre (Geiger)
- STP: Stain-to-Match on Maple
- STU: Stain-to-Match on Walnut (Geiger)

See your specification tool for product specific finish offering limitations.



Proprietary Textiles Application Chart — 10-Day Workspaces

GSA

- Available

Application Note: Herman Miller cannot guarantee material/pattern alignment in adjacent products. For example, a fabric's pattern may not align from one screen to the next, or from one panel to the next.

	Action Office® Panels/Connectors	B-Style Tackboards	E-Style Storage	Ethospace® Tiles/Connectors	Canvas Office Landscape™ Tiles	Seating
Price Category 1						
2V__ Chain	•	•	•	•	22	
8T__ Crossing (85__)	5	2	•	•	•	6
3DE__ Dex	2	2	•	•	•	•
2I__ Grasscloth	•	•	•	•	•	
MN__ Monologue	2	2	•	•	•	•
5T__ Resonance	•	•	•	•	•	
22F__ Slant	10	•	•	•	•	
235__ Tailored	•		•	•	•	•
1WS__ Whisper	2	2	•	•	•	•
Price Category 2						
3AR__ Aristo	2	2	•	•	•	•
51__ Cord	•	•	•	•	•	
92__ Crepe	2	•	•	•	•	•
4N__ Horizon	2	2	•	•	•	
1HA__ Medley	2	2	•	•	•	•
8R__ Twist (5S__)	4	2	•	•	•	6
Price Category 3						
47__ Ground Cloth®	•	•	•	•	•	
ZM2__ Meld - Maharam	2	2	•	•	•	•
8W__ Strands	•	•	•	•	•	

- 2 Available on all products except 54" and 60" wide.
- 4 Not available on Action Office acoustical panels and not available on 54" and 60" wide products.
- 5 Not available on Action Office acoustical panels.
- 6 Available on seating products in select colors. See the "Proprietary Textile Colors-10-Day Seating" appendix.

- 10 Not available on Action Office connectors, cable management, and spacers.
- 22 Not available as railroaded application option for Chain (2V__).



Proprietary Textile Colors — 10-Day Workspaces

GSA

Price Category 1

Chain	
66" wide	
100% recycled polyester	
with 12% ocean bound plastic	
2V01	Pearl ¹
2V02	Oyster
2V03	Wheat
2V04	Linen
2V05	Wicker
2V06	Bamboo
2V07	Sage
2V08	Spring Wood ¹
2V09	Iceberg ¹

Crossing	
54" wide	
86% antimony-free polyester	
14% polyester	
8T03	Wicker
8T04	Porcelain
8T05	Warm Grey
8T10	Tomato
8T17	Cerulean
8T18	Indigo
8T19	Shale
8T22	Tin
8T23	Graphite
8T24	Black

Crossing	
For systems products only.	
54" wide	
86% antimony-free polyester	
14% polyester	
8501	Ivory
8502	Oyster

Dex	
54" wide	
67% recycled polyester	
33% polyester	
3DE01	Frost
3DE02	Silver Pine
3DE03	Stone
3DE04	Shale
3DE05	Charcoal
3DE06	Gossamer
3DE07	Pine

Grasscloth	
66" wide	
100% recycled polyester	
with 11% ocean bound plastic	
2I01	Silver Birch
2I02	Pampas ¹
2I03	Sedge
2I07	Lea ¹
2I08	Taro
2I09	Steam Grey ¹
2I13	Gravel

Monologue	
54" wide	
56% recycled polyester	
44% polyester	
1MN01	Linen
1MN02	Alabaster
1MN04	Folkstone
1MN05	Silver Pine
1MN06	Slate
1MN07	Seed
1MN09	Persimmon
1MN11	Meadow
1MN12	Blue Sky
1MN13	Blue Spruce
1MN14	Deep Sea

Resonance	
66" wide	
100% polyester	
5T04	Greige
5T05	Porcelain
5T06	Alabaster
5T15	Iris
5T28	Sugar
5T54	Saltbush

Slant	
66" wide	
51% polyester	
49% recycled polyester	
22F04	Pesto
22F06	Neptune
22F07	Blueberry
22F10	Pumpkin
22F12	Silver Birch
22F13	Blue Stone
22F15	Shale

Tailored	
54" wide	
56% polyester	
44% recycled polyester	
23502	Sugar
23508	Cobalt
23509	Cadet
23510	Fog
23511	Graphite
23512	Black

Whisper	
54" wide	
73% recycled polyester	
27% polyester,	
with 11.3% ocean bound plastic	
1WS01	Sand Dollar
1WS02	Pebble
1WS03	Silver Birch
1WS04	Iceberg
1WS05	Silver Pine
1WS06	Carbon
1WS07	Cumin
1WS12	Willow
1WS13	Sea Grass
1WS14	Pool
1WS15	Blueberry
1WS16	Glacier
1WS17	Grey
1WS18	Canyon

¹ Temporary extended lead-time.

Proprietary Textile Colors — 10-Day Workspaces

continued

GSA

Price Category 2

Appendix: Proprietary Textile Colors — 10-Day Workspaces

Aristo	
54" wide	
88% recycled polyester	
12% polyester	
Acrylic backing	

3AR01	Forest Moss
3AR02	Light Brindle
3AR03	Mink
3AR06	Cherry
3AR10	Waterfall
3AR11	Cadet
3AR12	Tin
3AR13	Pewter
3AR14	Grey Brindle
3AR15	Grey Black

Cord	
66" wide	
51% antimony-free polyester	
49% polyester	

5101	Ivory
5102	White Ash
5103	Linen
5104	Bamboo
5105	Sepia
5107	Sesame
5109	Bayou
5111	Spring Wood
5112	Summer White

Crepe	
54" wide	
100% recycled polyester	
with 43.6% ocean bound plastic	

9201	Licorice
9203	Smoke
9223	Cadet
9241	Beachglass
9249	Stone
9251	Fog
9252	Slate Grey
9261	Shale
9262	Graphite
9265	Mineral
9266	Persimmon
9267	Juniper
9268	Glacier
9269	Cascade
9270	Navy

Horizon	
54" wide	
65% antimony-free polyester	
35% polyester	

4N01	Rye Grass ¹
4N02	Sugar Pine ¹
4N04	White Ash ¹
4N05	Spring Wood ¹
4N09	Oat Grass ¹

Medley	
54" wide	
50% recycled polyester	
50% polyester	

1HA01	Stone
1HA02	Trail
1HA03	Charcoal
1HA04	Cinder
1HA06	Papaya
1HA07	Chutney
1HA09	Feather Grey
1HA11	Loden
1HA13	Bayou
1HA14	Blue Grotto
1HA15	Blueberry
1HA22	Khaki
1HA23	Pewter

Twist	
54" wide	
80% antimony-free polyester	
13% recycled polyester	
7% polyester	

8R05	Wicker
8R10	Poppy
8R14	Tin
8R15	Shale
8R16	Graphite
8R17	Birch
8R18	Sepia
8R22	Blueberry
8R23	Green Apple
8R26	Gunmetal
8R35	Waterfall
8R37	Carbon Dark

Twist	
For systems products only.	
54" wide	
80% antimony-free polyester	
13% recycled polyester	
7% polyester	

5S03	Oyster
------	--------

1 Temporary extended lead-time.

Proprietary Textile Colors — 10-Day Workspaces

continued

GSA

Price Category 3

Ground Cloth®	
66" wide	
100% polyester	
4701	Vapor Grey
4721	Warm White
4722	Fog
4723	Straw
4724	Red Orange
4726	Green Apple
4727	Caribbean
4728	Midnight
4729	Cappuccino

Meld – Maharam	
54" wide	
68% post-consumer recycled polyester	
32% polyester	
PFOA-Free stain resistant	
ZM202/466387-202	Panda
ZM204/466387-204	Knight
ZM205/466387-205	Quill
ZM239/466387-239	Isle

Strands	
66" wide	
100% recycled polyester	
8W01	Pebble
8W02	Porcelain
8W03	Taupe ¹
8W05	Khaki
8W08	Tin

1 Temporary extended lead-time.

For more information about our products and services or to see a list of dealers, please visit us at HermanMiller.com or call (800) 851 1196.

© 2025 Herman Miller, Inc., Zeeland, Michigan


Distribution Rights

Working together since 1956, Herman Miller and Vitra are the authentic sources of designs by Charles and Ray Eames, Alexander Girard, and George Nelson. All the designs shown in this book are protected by law. Herman Miller has obtained all rights to make and sell these designs. Also, Herman Miller holds exclusive worldwide manufacturing and distribution rights for these products with the following exceptions:

Charles and Ray Eames, George Nelson, and Alexander Girard—Worldwide distribution rights for furniture in all areas except Europe and the Middle East. For those areas, please contact Vitra.

Isamu Noguchi—Worldwide distribution rights for the Noguchi Rudder Table. Distribution rights for the Noguchi Table in North America and Central America only. For all other areas, please contact Vitra.

Magis—Exclusive distribution rights in the US and Canada. For all other areas, please contact Magis.

® HermanMiller, , Action Office, Aeron, Aside, Canvas Office Landscape, Capex, Cosm, Co/Struc, Eames, Embody, Ethospace, Exclave, Fine-Tune, FlexFront, Formcoat, Ground Cloth, Intent, Layout Studio, Lino, Maharam, Meridian, Mirra, Motia, Nelson, Pellicle, Perspectives, Plex, PostureFit, PostureFit SL, Sayl, Setu, Tu, Verus, Y-Tower and Zeph are among the registered trademarks of Herman Miller, Inc., and its owned subsidiaries.

™ AireWeave, Bubbletack, Canvas Vista, Cellular Suspension, Commend, Compass, Connect, DOT, Durawrap, Everywhere, Flex-Edge, Headway, Hopsak 2, Iota, Keyless Entry, Latitude, Lyris 2, Mora, Multiscrim, Nevi, OE1, OE1 Workspace Collection, Overlay, Renew, Stackable, Swoop, Thrive, TriFlex, Twist and Valor are among the trademarks of Herman Miller, Inc., and its owned subsidiaries.

Chemsurf® is a registered trademark of Wilsonart International.

Corian® is a registered trademark of E.I. du Pont de Nemours and Company Corporation.

FLEXNET™ is a trademark of Milliken & Company.

Floor Saver Glide® is a registered trademark of Carpin Manufacturing, Inc.

Forest Stewardship Council® is a registered trademark of the Forest Stewardship Council A.C. (FSC). We are FSC® certified (FSC® C102895).

FSC® is a registered trademark of the Forest Stewardship Council A.C. (FSC).

MicrobeCare™ is a trademark of Parasol Medical LLC.

Microsoft® and Natural® Keyboard are registered trademarks of Microsoft Corporation.

Place Textiles® is a registered trademark of Place Textiles.