



GSA prices effective October 7, 2024  
(based on July 1, 2024, commercial price list)  
Published March 2025

## Workspaces

### Canvas Office Landscape® Dock

#### **General Services Administration Federal Supply Service Authorized Federal Supply Schedule Price List**

Online access to contract ordering information, terms and conditions, up-to-date pricing, and the option to create an electronic delivery order is available through GSA Advantage!®, a menu-driven database system. The Internet address for GSA Advantage! is [www.gsaadvantage.gov](http://www.gsaadvantage.gov).

Office Furniture  
FSC/PSC 7110/7125  
Contract Number: GS-03F-036DA  
UEI: Q2K3MSZ843D8  
Contract Period: December 21, 2015—December 20, 2025

MillerKnoll, Inc.  
855 East Main Avenue  
Zeeland, Michigan 49464  
(616) 654 3000 Phone  
(616) 654 8278 Fax  
[www.HermanMiller.com/government](http://www.HermanMiller.com/government)

Business Size: Large



# Contract Information

## 1a. Special Item Numbers (SIN)

SIN 33721

Furniture Systems, Computer Furniture, Filing and Storage, Tables and Accessories, Upholstered Seating and Multi-Purpose Seating, Project Management, Reconfiguration and Relocation Services, Design/Layout and Installation Services

SIN 33721P

Packaged Offices

SIN 337127

Modular Laboratory Furniture Systems

SIN 339113H

Healthcare Furniture

SIN OLM

Order-Level Materials (OLMs)

This SIN is only for products and/or services used in direct support of the purchase of new furniture. It requires approval from the ordering Contract Officer. Please contact your local MillerKnoll Inc. representative to discuss the appropriate use of this SIN.

SIN 532289

Leasing

Contact MillerKnoll Inc participating government dealer for current leasing information.

## 1b. Lowest Priced Model

SIN 33721:	BVP3.S	\$7.27
SIN 33127:	TW113	\$5.81
SIN 339113H:	CR900NR	\$483.80

## 1c. Service Rates

Project Management

Furniture Project Manager: \$64.75 per hour  
Furniture Project Coordinator: \$49.00 per hour  
Build-Out Project Manager: \$80.00 per hour

Reconfiguration and Relocation Services

Not to exceed \$55 per hour.

See \* Additional Notes for Installation & Reconfiguration and Relocation Services.

Design/Layout

Not to exceed \$65 per hour.

Installation Services

Not to exceed \$55 per hour (\$82.50 per hour for after-hours Installation).

See \* Additional Notes for Installation & Reconfiguration and Relocation Services.

## 2. Maximum Order

SIN 33721, 337127, NEW, OLM

\$250,000 net product value

SIN 33721P

\$250,000 net value

SIN 339113H

\$500,000 net product value

## 3. Minimum Order

\$100 net

## 4. Geographic Coverage

Continental U.S.

Orders for Alaska, Hawaii, and Puerto Rico will be shipped F.O.B. inland carrier point of exportation.

## 5. Point of Production

Zeeland, Ottawa County, Michigan

Spring Lake, Ottawa County, Michigan

Elland, Yorkshire, United Kingdom

Hildebran, Burke County, North Carolina, USA

## 6. Pricing

Prices shown are list. Discounts include Industrial Funding Fee.

SIN 33721

Standard Lead Time, Single Order Net Purchase \$100 - 250,000, includes approved Herman Miller Options Products.

Product Line	Discount From List
Action Office 1	73.8%
Action Office 2	73.8%
Aeron	64.5%
Ambit Workspace Solutions	74.3%
Asari Chair	53.7%
Aside	64.2%
Bay Work Pod	56.7%
C-Style Overhead Storage	73.8%
Canvas Office Landscape Channel	74.8%
Canvas Office Landscape Dock	74.8%
Canvas Metal Desk	74.8%
Canvas Office Landscape Metal Storage	74.8%
Canvas Office Landscape Private Office	74.8%
Canvas Office Landscape Wood Storage	74.8%
Canvas Office Landscape Vista	74.8%
Canvas Office Landscape Wall	74.8%
Caper	61.5%
Commend Nurses Station	73.3%
Cosm	61.7%
Eames® Aluminum Group	58.7%
Eames Conference & Dining Tables	73.6%
Easton Family	54.91%
Embody	59.7%
Energy Distribution Systems	73.8%
Ethospace System	73.8%
Everywhere™ Tables	73.8%
Exclave	61.7%

Contract Information

continued

Fuld	59.7%
Headway™ Tables	73.8%
Intent Solution	58.7%
Layout Studio®	60.7%
Lighting	73.8%
Lino	63.7%
Meridian Laterals	67.3%
Meridian Pedestals	64.2%
Meridian Towers	62.7%
Meridian Storage	62.7%
Mirra 2	61.7%
Motia Tables	73.8%
NaughtOne	50.0%
Nemschoff	54.91%
Nevi™ Tables	73.8%
Nevi Link	73.8%
OE1 Boundary	72.8%
OE1 Community Elements	61.7%
OE1 Micro Packs	73.8%
OE1 Storage	72.8%
OE1 Tables and Benching	73.8%
Overlay™	62.7%
Plex® Lounge Furniture	59.5%
Pronta Stacking Chair	57.7%
Public Office Landscape	61.7%
Renew™ Tables	73.8%
Renew Link	73.8%
Sayl	62.2%
Setu	59.7%
Swoop Lounge Furniture	60.7%
Thrive Portfolio	62.0%
Thrive Portfolio-CBS Products Extension	62.0%
Tu Lateral Files	74.3%
Tu Pedestals	73.8%
Tu Storage	74.3%
Tu Towers	74.3%
Tu Wood Cases	74.3%
Tu Wood Cubbies	74.3%
Tu Wood Credenzas	74.3%
Tu Wood Pedestals	74.3%
Tu Wood Towers	74.3%
Valor™ Family	54.91%
Verus	63.7%
Zeph	60.2%

Services

Please refer to section 19 for Terms and Conditions of Installation/ Reconfiguration and Relocation Services.

Project Management

Services under this SIN may be used only in conjunction with the purchase of new furniture. Please contact your local MillerKnoll Inc. representative to discuss the available labor categories (listed below). The hourly rates listed are “Not To Exceed” or “NTE” values.

Furniture Project Manager: \$64.75 per hour  
Furniture Project Coordinator: \$49.00 per hour  
Build-Out Project Manager: \$80.00 per hour

Reconfiguration and Relocation Services

Reconfiguration and Relocation Services will be provided by MillerKnoll Inc. or its participating dealer based on a fee not to exceed \$55 per hour.

See \* Additional Notes for Installation & Reconfiguration and Relocation Services.

Design/Layout

Design service will be provided by MillerKnoll Inc. or its participating dealer based on a fee not to exceed \$65 per hour.

Installation Services

Installation Services will be provided by MillerKnoll Inc. or its participating dealer based on a fee not to exceed \$55 per hour (\$82.50 per hour for after-hours Installation).

See \* Additional Notes for Installation & Reconfiguration and Relocation Services.

SIN 337127

Standard Lead Time, Single Order Net Purchase \$100 - 250,000, includes approved Herman Miller Options Products.

Product Line	Discount From List
Action Lab	58.5%
Compass System	58.5%
Co/Struc System	58.5%
Healthcare Carts	18.0%
Mora System	58.5%
Bedside Cabinets	58.5%

SIN 33721P

Packaged Office Furniture - Maximum Order \$250,000 (net).

Includes packaged furniture solutions for customers needing to furnish an office.

SIN 339113H

Standard Lead Time, Single Order Net Purchase \$100 - 500,000, includes approved Herman Miller Options Products.

Product Line	Discount From List
Nemschoff Healthcare Furniture	54.91%

7. Quantity Discounts

Reference item #6.

8. Payment Terms

Net 30 days

9. Foreign Items

None

10. Time of Delivery

- a. 90 day ARO
- b. Expedited delivery: Items listed in the 10-Day section of the catalogs are available for expedited delivery.
- c. Overnight/2-day delivery: Select items may be available for overnight or 2-day delivery. Contact MillerKnoll Inc. or a participating dealer for availability and rates.
- d. Urgent requirements: Agencies may contact contractor or participating dealer to request faster delivery.

# Contract Information

*continued*

## 11. F.O.B.

F.O.B. destination except Alaska, Hawaii, and Puerto Rico, which will be shipped F.O.B. inland carrier point of exportation.

## 12. Ordering Address

a. MillerKnoll Inc.

Government Customer Care 0161  
855 East Main Avenue  
Zeeland MI 49464.

b. For supplies and services, the ordering procedures information on Blanket Purchase Agreements (BPA's) are found in Federal Acquisition Regulation (FAR) 8.405-3.

## 13. Payment Address.

MillerKnoll Inc.  
22764 Network Place  
Chicago, IL 60673-1227

## 14. Warranty

MillerKnoll Inc. commercial warranty applies.

## 15. Export Packing Charge

Prices supplied on request.

## 16. Rental Maintenance and Repair Terms

Not applicable

## 17. Terms and Conditions of Installation/Reconfiguration and Relocation Services

\* Additional Notes for Installation & Reconfiguration and Relocation Services:

FOB Destination (Drop Ship): Price includes product delivery to the site, brought to the tailgate of the truck. The purchaser is responsible for unloading.

Prices effective up to the maximum order by SIN only. Above the MO, pricing shall be negotiated on a case-by-case basis between the client and local dealer.

Standard Services are Subject to the Following Conditions:

Installation will be performed during normal weekday working hours.

Adequate facilities for delivery, unloading, moving and staging/storing the product during the installation process shall be provided.

Service work will not be hindered by other trades.

Electric, heat, and adequate elevator service will be furnished without charge.

The immediate installation area shall be complete and free of debris including the carpet/flooring before installation commences.

Any work requiring a licensed electrician is the responsibility of the buyer.

Additional Charges May Apply For:

Major Metro Markets and any non-ground floor installation.

Major Metro Markets include large population centers and urban environments.

Installation in a clinical/medical environment.

Special restrictions or limits established by local laws, ordinances or the directions of the buyer, including but not limited to restrictions on transportations of materials, street access to the job site and/or dock facilities.

Installations outside of a 50 mile radius of the servicing dealer.

Local Prevailing Wage and/or Union Labor Rates.

Any additional charges shall be quoted by the dealer and approved by the buyer prior to performance of the work.

## 18. Terms and Conditions of Repair Parts

Not applicable

## 19. Service and Distribution Points

For service and distribution points nearest you, call (800) 851 1196.

## 20. Participating Dealers

Access Herman Miller web site for current list of participating dealers: [www.HermanMiller.com/where-to-buy/contact-a-dealer/](http://www.HermanMiller.com/where-to-buy/contact-a-dealer/). Select your market by using the filter.

## 21. Preventive Maintenance

Not applicable

## 22a. Special Attributes.

2022

MillerKnoll earns its 15th consecutive perfect score in Human Rights Campaign Foundation's 2022 Corporate Equality Index.

2021

The OE1 Trolley and Micro Packs are both winners of the 2021 Archiproducts international design competition in the Office Category.

MillerKnoll is named to Michigan's Best and Brightest in Wellness List for 2021.

MillerKnoll is awarded Platinum Rating in CSR by EcoVadis.

OE1 is named winner of Wallpaper's "Most Futuristic Furniture" Category as part of their first-ever Smart Space Awards.

OE1 receives the Workplace category award from Fast Company's 2021 Innovation by Design Awards.

MillerKnoll is named to Fast Company's Annual List of the World's Most Innovative Companies for 2021.

MillerKnoll is recognized as a "Disclosure Leader" by the Chemical Footprint Project (CFP).

# Contract Information

*continued*

MillerKnoll earns its 14th consecutive perfect score in Human Rights Campaign Foundation's 2021 Corporate Equality Index.

MillerKnoll is named to Newsweek's List of America's Most Responsible Companies 2021.

Great Lakes Women's Business Council awards MillerKnoll for "Excellence in Supplier Diversity" in the Best In Class category.

2020

Herman Miller is recognized with a 2020 FSC® Leadership Award for our commitment to responsible forestry management.

Herman Miller is named one of Investor's Business Daily Top 50 Best ESG (Environmental, Social, and Corporate Governance) Companies.

Working Mother names Herman Miller as one of the Best Companies for Dads.

Herman Miller is awarded Platinum Rating in CSR by EcoVadis.

Herman Miller is named Diversity Inc 2020 Noteworthy Company for recruitment efforts, employee development opportunities, leadership accountability, and supplier diversity.

Cosm, by Studio 7.5, receives an iF Gold Award in the Office and Industry category at the iF World Design Awards 2020.

Herman Miller earns its 13th consecutive perfect score in Human Rights Campaign Foundation's 2020 Corporate Equality Index.

2019

Mora System casework, designed by Collective Ten for Herman Miller, receives silver in the Industrial and Life Science Design/ Medical Furniture category at the European Product Design Awards.

Mora System casework is awarded GOOD DESIGN Award 2019, selected for design excellence and innovation.

National Minority Supplier Diversity Council (NMSDC) names Herman Miller as the 2019 Class 1 Corporation of the Year for leadership in supplier diversity.

TIME Magazine names Cosm to its list of 100 Best Inventions of 2019.

Herman Miller is named #12 Overall and #2 in Manufacturing on Investor's Business Daily Best ESG (Environmental, Social, Governance) Companies.

Herman Miller is recognized as a silver level Certified Veteran-Friendly Employer by the Michigan Veterans Affairs Agency for a commitment to veteran hiring, retention, and development.

For the second year in a row, Herman Miller receives a Gold Medal from EcoVadis in recognition of Corporate Social Responsibility achievement measured in categories of environment, labor and human rights, ethics, and sustainable procurement.

Herman Miller is named "Frontrunner" in Chemical Footprint Project by Clean Production Action for our chemical management policies and practices.

Herman Miller receives International Interior Design Association and Contract's best showroom design award in the "Large Showroom" category at NeoCon.

Herman Miller earns its 12th consecutive perfect score in Human Rights Campaign Foundation's 2019 Corporate Equality Index.

Cosm, designed by Studio 7.5 for Herman Miller, receives a Red Dot Best of the Best Product Design Award in the "Office Chairs" category.

Lino, designed by Sam Hecht and Kim Colin for Herman Miller, receives an iF Design Award in the Product Design category.

2018

Overlay, designed by Birsell+Seck, receives Interior Design Best of Year Award in the Partitions and Wall Systems category.

Herman Miller receives the "Corporation of the Year" in consumer products award from the Michigan Minority Supplier Development Council.

Herman Miller achieves the Advanced Excellence in Supplier Diversity Award from the Great Lakes Women's Business Council for doing business with women-owned suppliers.

Great Lakes Women's Business Council awards Herman Miller for "Excellence in Supplier Diversity" in the Advanced category.

WEConnect awards Herman Miller an Honorable Mention for global supplier diversity initiatives.

As one of the top-scoring companies in the industry for the 14th consecutive year, Herman Miller has qualified for inclusion in RobecoSAM's 2018 Sustainability Yearbook and receives the Silver Class distinction for excellent sustainability performance—economic, environmental, and social.

For the 11th consecutive year, Herman Miller receives a perfect score on the Human Rights Campaign Foundation's Corporate Equality Index and is designated as Best Place to Work for LGBT equality. This report evaluates U.S. companies in terms of diversity, particularly LGBT-related policies and practices.

# Contract Information

*continued*

Herman Miller receives Gold Medal from EcoVadis in recognition of Corporate Social Sustainability achievement measured in categories of environment, labor and human rights, ethics, and sustainable procurement. EcoVadis operates the first web-based collaborative platform that allows companies to assess the environmental and social performance of their global suppliers.

Aeron receives Good Design Award from The Chicago Athenaeum Museum of Architecture and Design.

The Cosm Chair wins Mix Interiors "Product of the Year—Task" award.

2017

Herman Miller receives "Rising Star Award" from the Michigan Veterans Affairs Agency (MVAA) for exhibiting new and novel approaches to veteran recruitment and hiring.

Herman Miller is named the 2017 "Corporation of the Year" in the consumer products sector by the Michigan Minority Supplier Development Council (MMSDC).

Herman Miller receives a 2017 SEAL (Sustainability, Environmental Achievement and Leadership) Business Sustainability Award. SEAL Award winners are determined by a holistic methodology measuring applicants against established benchmarks that demonstrate impact and progress toward creating a healthy planet and a sustainable future.

Herman Miller earns the 4 Star Diversity Visionary Award. This award celebrates the diversity, equality, and inclusion work of Herman Miller. The award is presented at the annual Diversity Equity Inclusion Summit, held by the Grand Rapids Area Chamber of Commerce.

Herman Miller is named one of the Best and Brightest in Wellness for the 5th year in a row.

Herman Miller earns its 10th consecutive perfect score in Human Rights Campaign Foundation's 2017 Corporate Equality Index.

As one of the top-scoring companies in the industry for the 13th consecutive year, Herman Miller has qualified for inclusion in RobecoSAM's 2017 Sustainability Yearbook and receives the Bronze Class distinction for excellent economic, environmental, and social sustainability performance. The selection criteria for inclusion in the Yearbook becomes more rigorous each year, and only the top 15 percent of companies within each industry are selected.

Herman Miller once again earns the WorldatWork Seal of Distinction, a unique standard of excellence in work-life effectiveness that shows we provide a distinct, mutually beneficial workplace experience. Herman Miller is the only furniture manufacturer among the 160 companies across the U.S. and Canada honored with the award.

Herman Miller's Mora wins Nightingale Silver Award in the "Furniture Collections" category at the 2017 Healthcare Design Conference.

2016

Herman Miller earns 9th consecutive perfect score in Human Rights Campaign Foundation's Corporate Equality Index and is designated as Best Place to Work for LGBT equality.

Herman Miller is recognized as the Business of the Year at the Annual Meeting of the West Michigan Environmental Action Council (WMEAC) for being an outstanding partner in support of the growth of WMEAC's programs. WMEAC's award goes to the business with the greatest depth and breadth of support, unwavering dedication to environmental action in West Michigan, and a strong corporate commitment to environmental advocacy.

The 101 Best and Brightest Sustainable Companies once again (5th consecutive year) recognizes Herman Miller as an organization in Michigan (and for the first time, in the nation) that exhibits leadership and innovation in its approach to sustainability. This award celebrates those companies that are making their businesses more sustainable, the lives of their employees better, and the community, both locally and globally, more responsible as a whole.

Herman Miller is recognized by the Michigan Minority Supplier Development Council (MMSDC) as a "Corporation of the Year". Additionally, we are the only West Michigan company this year to receive an "Ambassadors Championing Excellence" Award from the MMSDC.

Herman Miller is recognized with "2016 Excellence in Supplier Diversity Award" from the Great Lakes Women's Business Council.

Herman Miller is recognized as a 2016 Healthiest 100 Workplace in America, ranking 49th in the country for our commitment to health and exceptional corporate wellness programming.

Herman Miller receives the Best and Brightest in Wellness Award for the 4th year in a row. This program is an innovative initiative that recognizes and celebrates quality and excellence in health awareness.

The Michigan Occupational Safety and Health Administration renews Herman Miller's "Star" status, the highest workplace safety and health designation, for the Hickory facility in Spring Lake.

Plex Lounge Furniture from Herman Miller receives #MetropolisLikes award at NeoCon 2016.

Plex Lounge Furniture from Herman Miller receives Interior Design HiP Award for Workplace Seating/Lounge at NeoCon 2016.

Herman Miller is named a 2016 Women on Boards Winning Company. Companies selected for this recognition are considered champions of board diversity as 20 percent or more of their board seats are occupied by women.

Herman Miller is selected for inclusion in the 2016 RobecoSAM Sustainability Yearbook for the 12th consecutive year.

Herman Miller again earns the WorldatWork Work-Life 2016 Seal of Distinction. This award identifies organizations that focus on programs that promote work-life balance and overall well-being.

# Contract Information

*continued*

## **22b. Section 508 Compliance**

Not applicable

## **23. Unique Entity ID:** Q2K3MSZ843D8

## **24. Registered in System for Award Management ([www.SAM.gov](http://www.SAM.gov)) Database**

## **25. Cancellation**

Prior to production, no cancellation charge will apply. After production, only actual cost incurred that the contractor can demonstrate if items are sold after 3 months.

## **26. Restocking Charges**

Agencies must notify the contractor for authorization prior to returning any items. The customer agency will be required to pay all packaging and return freight charges. A restocking fee of 50% for Systems Furniture and 35% for all other product lines will be charged for any returned items.

Returns and restocking policy is not applicable to Options products, products under SIN 337127, 339113H, NaughtOne and Nemschoff products.

## **MillerKnoll Inc. Miscellaneous Information:**

Federal ID Number: 38-0837640

Commercial and Government Entity Code (CAGE): 40636

Data Universal Numbering System (DUNS) 00-601-2801

Commercial Entity Code (CEC): 00702290J



<b>Introduction</b>	<b>page 2</b>
<b>Canvas Office Landscape® Dock</b>	<b>3</b>
Infrastructure	5
Energy Distribution	18
Work Surfaces	37
Supports and Hardware	54
Cable Management	69
Storage	75
Screens	81
<b>Indices</b>	<b>123</b>
By Name	123
By Number	125
<b>Appendices</b>	
20-Day or Less/Assigned Lead-Time Order Information	
Stain-to-Match Program	
Textiles Application Chart-Workspaces	
Textile Colors	
<b>For the latest materials information, refer to the Materials pages on HermanMiller.com.</b>	

**A Note on the Organization of This Book**

There are a few signals that will help you understand the organization of this book. Once you know them, you should be able to find your way around easily.

**Like a newspaper, this book is formatted with columns of text and illustrations that run vertically.**

Information wraps from one column to the next and continues for as many pages as it needs to.

**Black bars are clues.**

A black bar at the top of a page signals the start of information about a product.

This information is divided into two sections, each signaled by a black bar. Product Information includes a description, additional notes, and dimensional drawings. Specification Information, which always begins at the top of a column, includes a series of steps. Each step represents a decision you need to make in order to complete your product number. Steps must be followed sequentially. The number of pages needed to complete information on a product varies; some will be complete in one page; others may fill three or four pages. Just continue going through the steps until you run into the next product, signaled by the black bar at the top of the page.

Black tabs running along the outside edge of the page help you locate what section you are in or what section you want to go to. You can thumb forwards or backwards to find a section; tabs and text appear on both sides of the page.

The additional pages in the back of the book include the appendices and indices. They are signaled by a long black bar running along the outside edge of the page.

**The index is presented two ways.**

The first index is in alphabetical order by product name. It can be helpful if you are new to the products and numbering scheme or if you are looking for a type of product, such as work chair or round table.

The second index is by product number. It lists, in alphanumeric order, the base product number, typically a five-digit number.

**General Information**

This book is effective October 7, 2024, subject to change without notice. Products may be purchased from authorized Herman Miller dealers who will quote prices upon request. For more information about our products and services or to see a list of dealers, visit [www.HermanMiller.com](http://www.HermanMiller.com).

All prices are list prices. Additional services, such as planning services, design, storage, and installation, are not included and must be added to these prices when the additional services are requested.


Illustrations, specifications, and prices are based on the latest information at the time of publication. The right is reserved to make changes at any time without notice in prices, fabrics, finishes, materials, specifications, and models, and also to discontinue models and finishes.

Dimensions shown in the drawings are engineering drawing dimensions rounded up to the nearest 1/8". Product is shipped set up or knocked down. Products that include "Shipped knocked down" in the description require some assembly. If this statement does not appear in the description, the product is shipped assembled.

Service problems are normally handled by a Herman Miller authorized dealer. Where this cannot be accomplished on a local level, service problems should be referred to the Customer Care Representative for your region, Herman Miller, Inc., Zeeland, Michigan 49464.

**20-Day or Less/Assigned Lead-Time Shipments**

All products and options in this price book not designated by an Assigned Program icon  will ship in **20 business days or less** after being acknowledged by Herman Miller.

Products and options designated by an  are on the assigned lead-time program and may ship in 20 days, less than 20 days, or more than 20 days from order acknowledgement.

Infrastructure

Energy Distribution

Work Surfaces

Supports and Hardware

Cable Management

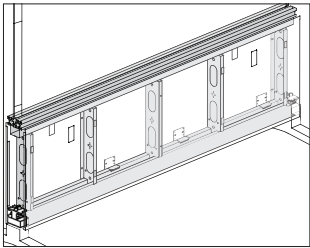
Storage

Screens



Dock Structure

FD110.



**Product Information**

**Description**

This structural steel wall defines space and channels power and data to the user. Includes 18 1/8"-high frame and top rail. Top rail finish is clear anodized aluminum.

**Notes**

When finished with cladding, dock structure is 3" thick.

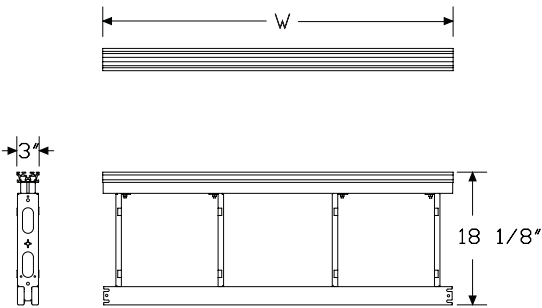
Dock is raised 4" from the floor.

Power can enter from bottom opening using floor power entry (FD144.) or from end of dock with ceiling power entry (FD142.), ordered separately.

Order the following products separately:

- Lower cladding (FD170.)
- Dock foot (FD117.)
- Dock foot, structural (FD119.)
- Dock-to-dock connector (FD128.)
- Dock power harness (FD151.)
- Finished end, architectural, dock (FD16A.)

**Dimensions**



**Specification Information**

**Step 1.**

**FD110.** A

**Step 2. Width**

<b>42</b>	42" wide
<b>48</b>	48" wide
<b>60</b>	60" wide
<b>72</b>	72" wide
<b>84</b>	84" wide
<b>96</b>	96" wide

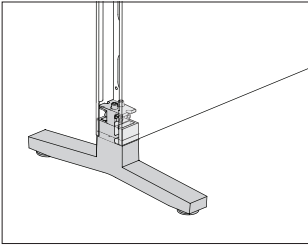
**Prices for Steps 1-2.**

<b>FD110. 42</b>	\$992
<b>48</b>	\$1079
<b>60</b>	\$1217
<b>72</b>	\$1349
<b>84</b>	\$1484
<b>96</b>	\$1617

**Step 3. Top Rail Finish**

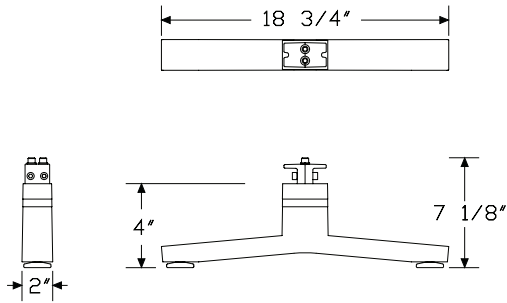
<b>AN</b>	clear anodized aluminum	+\$0
-----------	-------------------------	------

Dock Foot, Structural (Support Foot)FD119.



Canvas Office Landscape® Infrastructure

Product Information
Description
This painted metal individual structural foot supports 1 end of a dock or the attachment point of 2 adjacent docks, and can support a dock wall run. It adjusts up to 1½" for leveling. Attachment hardware included.
Notes
This foot is used in place of the dock foot (FD117).
Order service kit (U1BDWGL) for additional leveling spacers.
See planning guide for length of run and proper support information.
Dimensions



Specification Information
Step 1.
FD119. <span>A</span>

\$386

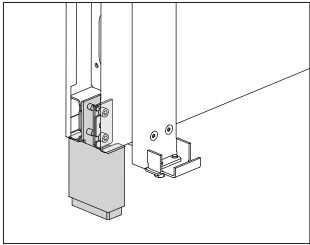
Step 2. Surface Finish
------------------------

Sand Texture Paint
UBK ultra black (CP) <span>A</span>
8Q folkstone grey (CP)
91 white (CP)
98 studio white (CP)
BK black
CL cool grey neutral
G1 graphite (CP)
WL warm stone (CP)
WN warm grey neutral

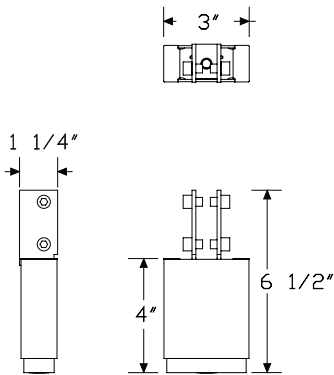
Metallic Paint
611 beige mist metallic (CP) <span>A</span>
613 silver (CP) <span>A</span>
EH metallic bronze
SNA satin aluminum
SNB satin bronze
SNC satin carbon

Dock Foot

FD117.



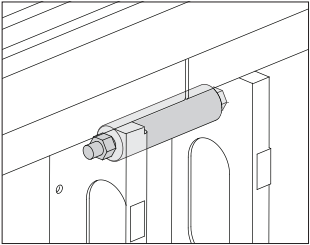
Product Information
Description
This painted metal individual foot attaches at 1 end of a dock or at the attachment point of 2 adjacent docks. It adjusts up to 2" for leveling. Attachment hardware included.
Notes
Specify configuration (1A) for end-of-dock applications.
Specify shared configuration (1B) for use where 2 docks come together.
See planning guide for length of run and proper support information.
Dimensions



Specification Information
Step 1.
FD117. <span>A</span>
Step 2. Configuration
1A end-of-dock
1B shared
Prices for Steps 1-2.
FD117. 1A
1B
Step 3. Surface Finish
Finish
3G brownstone
Sand Texture Paint
UBK ultra black (CP) <span>A</span>
8Q folkstone grey (CP)
91 white (CP)
98 studio white (CP)
BK black
CL cool grey neutral
G1 graphite (CP)
WL warm stone (CP)
WN warm grey neutral
Metallic Paint
611 beige mist metallic (CP) <span>A</span>
613 silver (CP) <span>A</span>
EH metallic bronze
SNA satin aluminum
SNB satin bronze
SNC satin carbon

Dock-to-Dock Connector

FD128.



Product Information

Description

This connecting hardware joins 2 docks together in-line.

Notes

Requires 1 dock foot (FD117.1B) or 1 structural foot (FD119.), ordered separately.

Dimensions

Specification Information

Step 1.

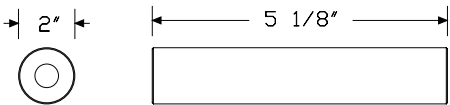
FD128. A

Step 2. Configuration

1 in-line connection

Prices for Steps 1-2.

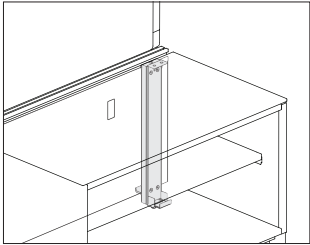
FD128. 1 \$63



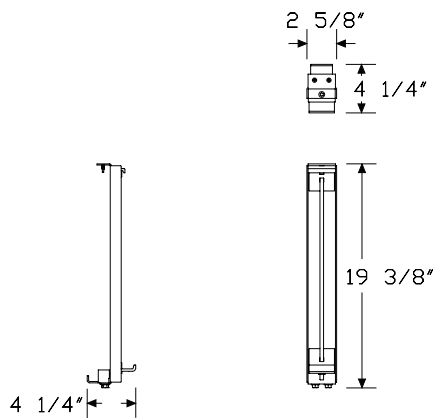


Low Storage to Dock Bracket

FD292.



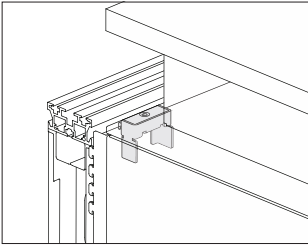
Product Information
<b>Description</b>
This bracket attaches a Canvas wood or metal low credenza with 4" foot and thin top and provides structural support to the dock wall run. It allows the credenza unit to be positioned parallel or perpendicular to the dock. Includes 1 bracket and attachment hardware.
<b>Notes</b>
For use with low credenza with 4" foot and thin top.
Bracket attaches with a 1" cable management gap.
2 brackets required for each credenza unit.
For information about properly supporting the dock, see Canvas Dock planning guide. See Canvas Office Landscape® planning guide for specific surface support guidelines when using the Canvas low credenza.
<b>Dimensions</b>



Specification Information	
Step 1.	
FD292.	<div>A</div>
Step 2. Storage Type	
M	for use with metal low credenza with 4" high foot
W	for use with wood low credenza with 4" high foot
Step 3. Storage Attachment Position	
G	1" gap, for cord drop
Prices for Steps 1-3.	
	G
FD292. M	\$198
W	\$198
Step 4. Surface Finish	
613	silver (CP) <div>A</div> +\$0

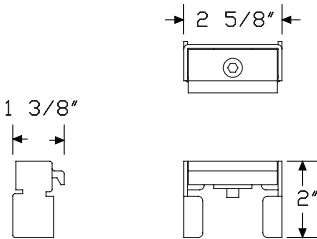
Low Storage to Dock Spacer

FD293.



Canvas Office Landscape® Infrastructure

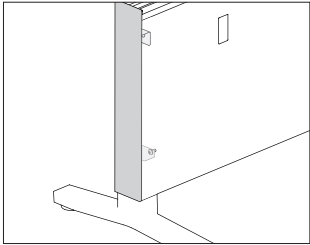
Product Information
Description
This spacer attaches a Canvas wood or metal low credenza with 4" foot and thin top to the dock. It creates a uniform 1" cable management gap between the dock and credenza when the low storage to dock bracket is being used to support a dock wall run. Includes 1 spacer.
Notes
2 spacers required for each low credenza.
Spacer does not provide structural support to the dock wall.
For information about properly supporting the dock, see Canvas Dock planning guide. See Canvas Office Landscape® planning guide for specific surface support guidelines when using the Canvas low credenza.
Dimensions



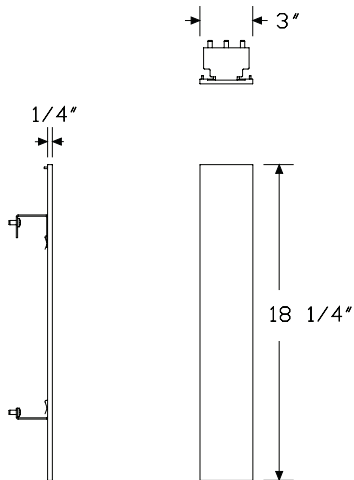
Specification Information
Step 1.
FD293. <span>A</span>
Step 2. Storage Attachment Position
G 1" gap, for cord drop
Prices for Steps 1-2.
FD293. G \$39
Step 3. Surface Finish
613 silver (CP) <span>A</span> +\$0

Finished End, Architectural, Dock

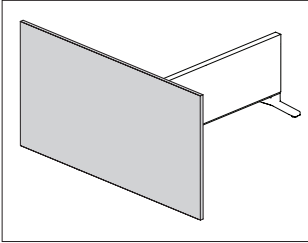
FD16A.



Product Information
Description
This 18¼"-high painted metal cover finishes 1 end of a single dock.
Attachment hardware included.
Dimensions




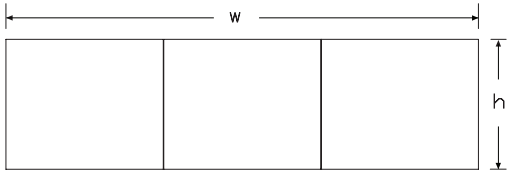
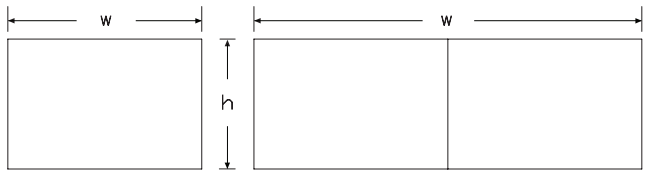
Specification Information
Step 1.
FD16A. <span style="border: 1px solid black; padding: 0 2px;">A</span>
Step 2. Height
22      22" high
Step 3. Surface Material
P      painted
Prices for Steps 1-3.
FD16A. 22 <span style="float: right;">P</span>
<span style="float: right;">\$276</span>
Step 4. Surface Finish
Metallic Paint
611    beige mist metallic (CP) <span style="border: 1px solid black; padding: 0 2px;">A</span> <span style="float: right;">+\$0</span>
613    silver (CP) <span style="border: 1px solid black; padding: 0 2px;">A</span> <span style="float: right;">+\$0</span>
EH    metallic bronze <span style="float: right;">+\$0</span>
SNA    satin aluminum <span style="float: right;">+\$10</span>
SNB    satin bronze <span style="float: right;">+\$10</span>
SNC    satin carbon <span style="float: right;">+\$10</span>
Sand Texture Paint
UBK    ultra black (CP) <span style="border: 1px solid black; padding: 0 2px;">A</span> <span style="float: right;">+\$0</span>
8Q    folkstone grey (CP) <span style="float: right;">+\$0</span>
91    white (CP) <span style="float: right;">+\$0</span>
98    studio white (CP) <span style="float: right;">+\$0</span>
BK    black <span style="float: right;">+\$0</span>
CL    cool grey neutral <span style="float: right;">+\$0</span>
G1    graphite (CP) <span style="float: right;">+\$0</span>
WL    warm stone (CP) <span style="float: right;">+\$0</span>
WN    warm grey neutral <span style="float: right;">+\$0</span>



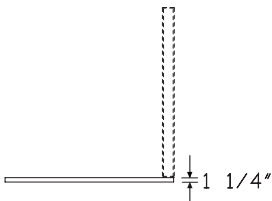
Canvas Office Landscape® Infrastructure

Product Information
<p><b>Description</b></p> <p>This structural panel stands on the floor and attaches to a dock to provide end of run support and privacy. It is 1 1/4" thick and has a laminate surface with thermoplastic edge, laminate surface with a thermoplastic backed plywood edge, or veneer surface and edge. Leveling glides and attachment hardware included.</p>
<p><b>Notes</b></p> <p>Gallery panels 24"-72" wide are a single panel construction for non-directional laminates and all veneers; 78"-144" wide are multi-panel (3 pieces) construction for veneers.</p> <p>Gallery panels 24"-54" wide are a single-panel construction for directional laminates; 60"-144" wide are multi-panel construction for directional laminates.</p> <p>Attachment direction is determined by facing the gallery panel from outside the workstation. Left attachment (L) connects the left side of a gallery panel to the end of a dock. Right attachment (R) connects the right side of a gallery panel to the end of a dock. Mid attachment (M) connects the middle of a gallery panel to the end of a dock.</p> <p>Gallery panels are 3" wider than nominal dimensions.</p> <p>Gallery panels 66" wide and wider require attachment to adjacent surfaces; hardware is included.</p> <p>Leveling glides provide 2" of adjustment.</p> <p>Grain direction is vertical.</p>

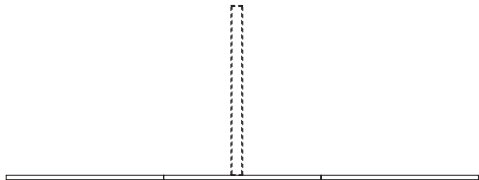
Dimensions



Left Attachment



Right Attachment



Mid Attachment

# Gallery Panel, Dock Attached *continued*

Specification Information	
Step 1.	
FD113.	<input type="checkbox"/> A
Step 2. Height	
22	22" high
29	29" high
42	42" high
46	46" high
Step 3. Width	
24	24" wide
30	30" wide
36	36" wide
42	42" wide
48	48" wide
60	60" wide
72	72" wide
84	84" wide
96	96" wide
120	120" wide
144	144" wide
Step 4. Surface Material	
L	high-pressure laminate/thermoplastic edge
W	veneer <input type="checkbox"/> A
U	high - pressure laminate/universal edge
Step 5. Attachment Method	
For 24" wide (24), 30" wide (30), 36" wide (36), or 42" wide (42)	
L	left attachment
R	right attachment
For 48" wide (48), 60" wide (60), or 72" wide (72)	
L	left attachment
M	mid attachment
R	right attachment
For 84" wide (84), 96" wide (96), 120" wide (120), or 144" wide (144)	
M	mid attachment

Prices for Steps 1-5.								
			LL	LM	LR	WL	WM	WR
FD113.	22	24	\$422	—	422	893	—	893
		30	\$498	—	498	1229	—	1229
		36	\$575	—	575	1397	—	1397
		42	\$690	—	690	1649	—	1649
		48	\$805	805	805	1899	1899	1899
		60	\$986	986	986	2302	2234	2302
		72	\$1143	1143	1143	2648	2570	2648
		84	—	\$1403	—	—	3220	—
		96	—	\$1698	—	—	3896	—
		120	—	\$1868	—	—	4286	—
		144	—	\$2054	—	—	4714	—
	29	24	\$501	—	501	1010	—	1010
		30	\$615	—	615	1342	—	1342
		36	\$690	—	690	1511	—	1511
		42	\$806	—	806	1762	—	1762
		48	\$917	917	917	2015	2015	2015
		60	\$1105	1105	1105	2420	2420	2420
		72	\$1261	1261	1261	2763	2763	2763
		84	—	\$1759	—	—	3616	—
		96	—	\$1921	—	—	3982	—
		120	—	\$2142	—	—	4701	—
		144	—	\$2468	—	—	5425	—
	42	24	\$754	—	754	1653	—	1653
		30	\$920	—	920	2020	—	2020
		36	\$1003	—	1003	2204	—	2204
		42	\$1128	—	1128	2475	—	2475
		48	\$1254	1254	1254	2751	2751	2751
		60	\$1465	1465	1465	3209	3209	3209
		72	\$1634	1634	1634	3587	3587	3587
		84	—	\$2277	—	—	4747	—
		96	—	\$2452	—	—	5140	—
		120	—	\$2699	—	—	5932	—
		144	—	\$3057	—	—	6723	—
	46	24	\$802	—	802	1758	—	1758
		30	\$960	—	960	2109	—	2109
		36	\$1040	—	1040	2283	—	2283
		42	\$1162	—	1162	2544	—	2544
		48	\$1281	1281	1281	2807	2807	2807
		60	\$1485	1485	1485	3254	3254	3254
		72	\$1646	1646	1646	3615	3615	3615
		84	—	\$2347	—	—	4921	—
		96	—	\$2516	—	—	5299	—
		120	—	\$2757	—	—	6057	—
		144	—	\$3100	—	—	6815	—

		UL	UM	UR
FD113.	22 24	\$422	—	422
	30	\$498	—	498
	36	\$575	—	575
	42	\$690	—	690
	48	\$805	805	805
	60	\$986	986	986
	72	\$1143	1143	1143
	84	—	\$1403	—
	96	—	\$1698	—
	120	—	\$1868	—
	144	—	\$2054	—
	29 24	\$501	—	501
	30	\$615	—	615
	36	\$690	—	690
	42	\$806	—	806
	48	\$917	917	917
	60	\$1105	1105	1105
	72	\$1261	1261	1261
	84	—	\$1759	—
	96	—	\$1921	—
	120	—	\$2142	—
	144	—	\$2468	—
	42 24	\$754	—	754
	30	\$920	—	920
	36	\$1003	—	1003
	42	\$1128	—	1128
	48	\$1254	1254	1254
	60	\$1465	1465	1465
	72	\$1634	1634	1634
	84	—	\$2161	—
	96	—	\$2342	—
	120	—	\$2699	—
	144	—	\$3057	—
	46 24	\$802	—	802
	30	\$960	—	960
	36	\$1040	—	1040
	42	\$1162	—	1162
	48	\$1281	1281	1281
	60	\$1485	1485	1485
	72	\$1646	1646	1646
	84	—	\$2347	—
	96	—	\$2516	—
	120	—	\$2757	—
	144	—	\$3100	—

## Step 6.

## Surface Finish

For high-pressure laminate/thermoplastic edge (L) or high - pressure laminate/universal edge (U)

125	natural maple (CP)	A	+\$0
126	natural cherry (CP)	A	+\$0
127	walnut (CP)	A	+\$0
139	light ash (CP)	A	+\$0
140	warm ash (CP)	A	+\$0
UBK	ultra black (CP)	A	+\$0
76	light brown walnut		+\$0
8Q	folkstone grey (CP)		+\$0
91	white (CP)		+\$0
98	studio white (CP)		+\$0
CL	cool grey neutral		+\$0
HF	inner tone light		+\$0
HP	light anigre		+\$0
LBA	clear on ash (CP)		+\$0
LBR	phantom ecru		+\$0
LBS	phantom cocoa		+\$0
LBU	medium matte walnut (CP)		+\$0
LBV	warm grey teal		+\$0
LBB	oak on ash (CP)		+\$0
LBC	walnut on ash (CP)		+\$0
LBF	neutral twill		+\$0
LBJ	graphite twill		+\$0
LBQ	white twill		+\$0
LT	light tone		+\$0
LU	soft white		+\$0
WL	warm stone (CP)		+\$0
WN	warm grey neutral		+\$0
X1	chalk white		+\$0

## Surface/Edge Finish: Wood Veneer

For veneer (W)

2U	light brown walnut	A	+\$85
40	dark brown walnut	A	+\$85
CHD	noble cherry	A	+\$85
ET	clear on ash	A	+\$85
EU	oak on ash	A	+\$85
EV	walnut on ash	A	+\$85
EW	medium matte walnut	A	+\$85
UL	natural maple	A	+\$85
WHN	natural white oak	A	+\$85

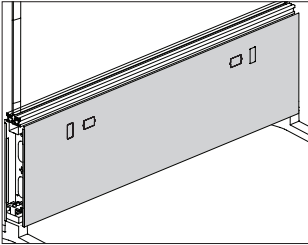
## Step 7. Edge Finish

## For high-pressure laminate/thermoplastic edge (L)

125	natural maple (CP) <input type="checkbox"/>	+\$0
126	natural cherry (CP) <input type="checkbox"/>	+\$0
127	walnut (CP) <input type="checkbox"/>	+\$0
139	light ash (CP) <input type="checkbox"/>	+\$0
140	warm ash (CP) <input type="checkbox"/>	+\$0
G1	graphite (CP) <input type="checkbox"/>	+\$0
UBK	ultra black (CP) <input type="checkbox"/>	+\$0
76	light brown walnut	+\$0
8Q	folkstone grey (CP)	+\$0
91	white (CP)	+\$0
98	studio white (CP)	+\$0
CL	cool grey neutral	+\$0
HF	inner tone light	+\$0
HP	light anigre	+\$0
LBA	clear on ash (CP)	+\$0
LBR	phantom ecru	+\$0
LBS	phantom cocoa	+\$0
LBU	medium matte walnut (CP)	+\$0
LBV	warm grey teak	+\$0
LBB	oak on ash (CP)	+\$0
LBC	walnut on ash (CP)	+\$0
LBF	neutral twill	+\$0
LBJ	graphite twill	+\$0
LBQ	white twill	+\$0
LU	soft white	+\$0
WL	warm stone (CP)	+\$0
WN	warm grey neutral	+\$0

## For high - pressure laminate/universal edge (U)

PLY	plywood edge	+\$50
-----	--------------	-------



Canvas Office Landscape® Infrastructure

Product Information

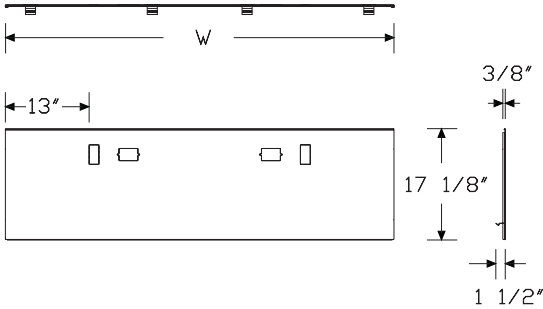
Description

This one-piece painted metal cladding finishes 1 side of a dock. It includes cladding and attachment hardware for 1 side of frame. Optional knockouts include 2 data face plate perforated knockouts, 1 for each end of the cladding, and knockouts to route power conduit out of the dock to the underside of a work surface when the undersurface power module is used.

Notes

Can be specified with knockouts (K) for power/data or without knockouts (N). Knockouts are for NEMA data face plates.  
Data face plates are field supplied.  
For power access below the surface, specify undersurface power module (FD152.) and cable manager dock to surface (FD199.) separately.  
Specify cladding to match width of dock structure.

Dimensions



Specification Information

Step 1.

FD170. ☐ A

Step 2. Width

- 42 42" wide
- 48 48" wide
- 60 60" wide
- 72 72" wide
- 84 84" wide
- 96 96" wide

Step 3. Surface Material

P painted

Step 4. Cord Knockouts

- K knockouts
- N no knockouts

Prices for Steps 1-4.

	K	N
FD170. 42 P	\$312	312
48 P	\$318	318
60 P	\$334	334
72 P	\$351	351
84 P	\$410	410
96 P	\$456	456

Step 5. Surface Finish

Metallic Paint

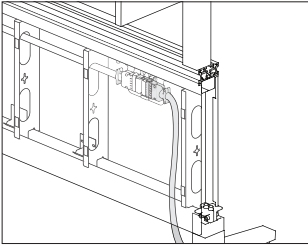
611	beige mist metallic (CP) <input type="checkbox"/> A	+\$0
613	silver (CP) <input type="checkbox"/> A	+\$0
EH	metallic bronze	+\$0
SNA	satin aluminum	+\$10
SNB	satin bronze	+\$10
SNC	satin carbon	+\$10



## Lower Cladding *continued*

Sand Texture Paint		
<b>UBK</b>	ultra black (CP) <span style="border: 1px solid black; padding: 0 2px;">A</span>	+\$0
<b>8Q</b>	folkstone grey (CP)	+\$0
<b>91</b>	white (CP)	+\$0
<b>98</b>	studio white (CP)	+\$0
<b>BK</b>	black	+\$0
<b>CL</b>	cool grey neutral	+\$0
<b>G1</b>	graphite (CP)	+\$0
<b>WL</b>	warm stone (CP)	+\$0
<b>WN</b>	warm grey neutral	+\$0

Power Entry, Internal Direct Connect      FD144.  
- Floor

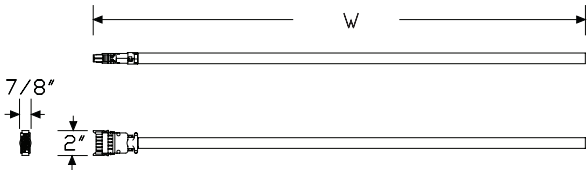


Product Information

**Description**  
This power entry connects a building's electrical supply from a wall, floor or column to the dock. It is available in 8-wire and 10-wire configurations and distributes up to 4 20-amp circuits. It connects to the modular connection location on the end of a dock power harness. Power entry is UL listed and Canadian UL listed.

**Notes**  
Power entry uses 1 modular connection location on each end of adjacent dock power harnesses (FD151.).  
Licensed electrician must wire the power entry.

Dimensions



Specification Information

**Step 1.**

**FD144.** A

Step 2. Configuration

- 08**      8-wire, 4-circuit, shared neutral
- 10**      10-wire, 4-circuit, separate neutrals

Step 3. Length

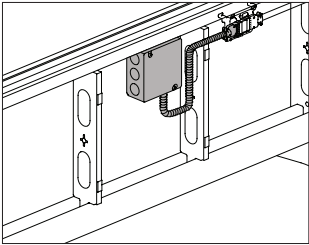
- 06**      6' long
- 12**      12' long
- 18**      18' long
- 24**      24' long

Prices for Steps 1-3.

		06	12	18	24
FD144.	08	\$338	475	577	679
	10	\$338	475	577	679

Power Entry, New York - Floor Power Entry

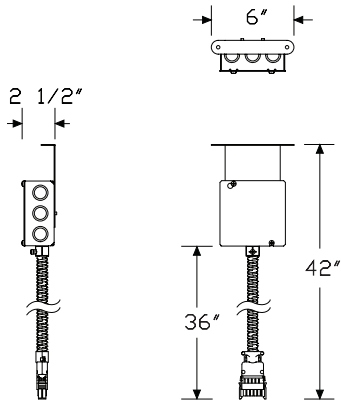
FD141.



Product Information
Description
This floor power entry connects a building's electrical supply from a wall, floor or column to the dock power harness. It connects to the modular connection location on the end of a dock power harness, and includes a junction box. Power entry is UL listed and Canadian UL listed.
Notes
Licensed electrician must wire power entry.
Power entry uses 1 modular connection location on each end of adjacent dock power harnesses (FD151.).
Dock power harness, internal (FD151.) is required. Order separately.
Dimensions

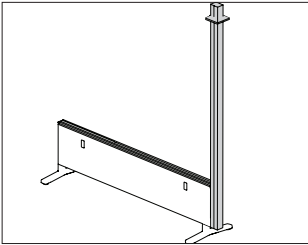
Specification Information	
Step 1.	
FD141.	<div>A</div>
Step 2. Configuration	
08	8-wire, 4-circuit, shared neutral
10	10-wire, 4-circuit, separate neutrals
Step 3. Length	
30	30" long
Prices for Steps 1-3.	
	30
FD141. 08	\$602
10	\$602

Canvas Office Landscape® Energy Distribution

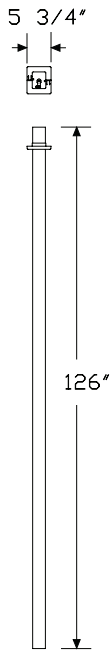


Ceiling Power Entry

FD142.



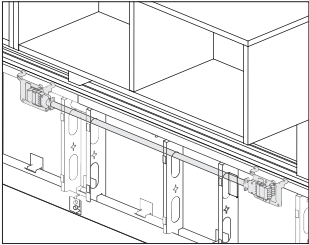
Product Information
<p>Description</p> <p>This power entry connects a ceiling electrical supply to the end of a dock run. It distributes up to 4 20-amp circuits. The power entry comes with a 10'-high pole that can be field cut to the appropriate length, ceiling trim, connecting hardware conduit, and factory supplied electrical harness. The power entry plugs into the end of the harness. Power entry is UL listed and Canadian UL listed.</p>
<p>Notes</p> <p>Power entry uses 1 modular connection location on each end of adjacent dock power harnesses (FD151.).</p> <p>Licensed electrician must wire the power entry.</p>
<p>Dimensions</p>



Specification Information			
Step 1.			
FD142. <span style="border: 1px solid black; padding: 0 2px;">A</span>			
Step 2. Dock Height			
22	22" high dock		
Step 3. Power Configuration			
08	8-wire, 4-circuit, shared neutral		
10	10-wire, 4-circuit, separate neutrals		
N	nonpowered		
Prices for Steps 1-3.			
	08	10	N
FD142. 22	\$1281	1281	718
Step 4. Finish			
Finish			
3G	brownstone		+\$0
Sand Texture Paint			
8Q	folkstone grey (CP)		+\$0
91	white (CP)		+\$0
98	studio white (CP)		+\$0
BK	black		+\$0
CL	cool grey neutral		+\$0
G1	graphite (CP)		+\$0
UBK	ultra black (CP)	<span style="border: 1px solid black; padding: 0 2px;">A</span>	+\$0
WL	warm stone (CP)		+\$0
WN	warm grey neutral		+\$0

Dock Power Harness

FD151.



**Product Information**

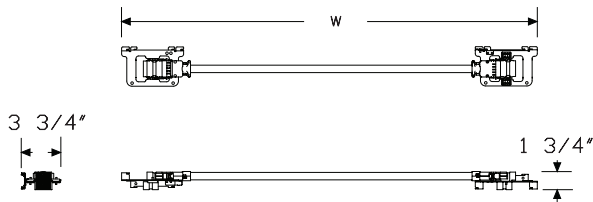
**Description**

This power harness distributes power within a dock. It has 2 power blocks with connecting conduit and is suspended from the dock top rail within the interior of the dock. It is available in 8-wire and 10-wire configurations and distributes up to 4 20-amp circuits. Each power block has 3 additional modular connection locations to connect power entries, block to block jumpers, and power modules. Harness is UL listed.

**Notes**

Specify width of power harness to match width of dock structure.

**Dimensions**



**Specification Information**

**Step 1.**

**FD151.** A

**Step 2. Configuration**

<b>08</b>	8-wire, 4-circuit, shared neutral
<b>10</b>	10-wire, 4-circuit, separate neutrals

**Step 3. Width**

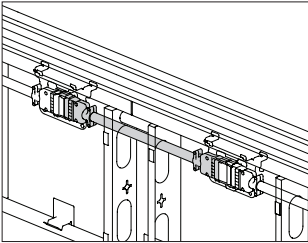
<b>42</b>	42" wide
<b>48</b>	48" wide
<b>60</b>	60" wide
<b>72</b>	72" wide
<b>84</b>	84" wide
<b>96</b>	96" wide

**Prices for Steps 1-3.**

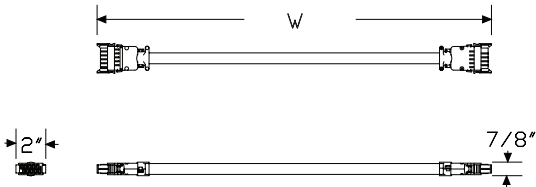
	<b>42</b>	<b>48</b>	<b>60</b>	<b>72</b>	<b>84</b>	<b>96</b>
<b>FD151. 08</b>	\$281	322	399	476	556	634
<b>10</b>	\$281	322	399	476	556	634

Power, Block to Block Jumper

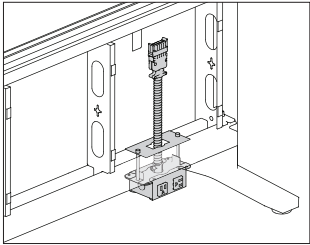
FD154.



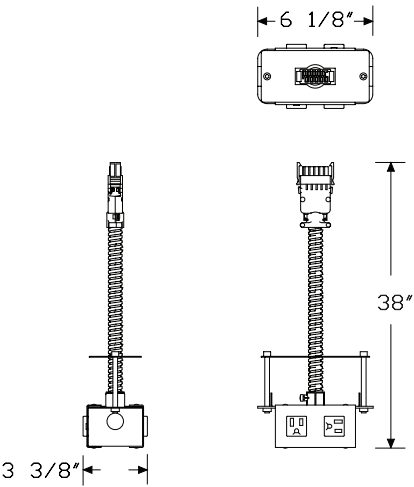
Product Information
Description
This power jumper routes power from a dock power harness to an adjacent dock power harness in an in-line connection. It is available in 8-wire and 10-wire configurations and distributes up to 4 20-amp circuits. It is UL listed and Canadian UL listed.
Notes
Uses 1 modular connection location on each end of adjacent dock power harnesses (FD151.).
Dimensions



Specification Information
Step 1.
FD154. <span>A</span>
Step 2. Configuration
08 8-wire, 4-circuit, shared neutral
10 10-wire, 4-circuit, separate neutrals
Step 3. Jumper Application
S for straight dock to dock connections
Step 4. Length
20 20" long
Prices for Steps 1-4.
FD154. 08 S
10 S



Product Information
Description
This power module attaches at the bottom of the dock. The modular plug end connects to a dock power harness. Power module includes 4 simplex receptacles, 2 on each side of the dock. Receptacles in this module are rated for 15 amps. Attachment hardware included. Power module is UL listed and Canadian UL listed.
Notes
For use with credenza units, order power/data module spacer (FD197.) separately.
Dimensions



Specification Information
Step 1.
FD150. <span style="border: 1px solid black; padding: 0 2px;">A</span>
Step 2. Type
AN 8 wire, circuit A, share neutral
BN 8 wire, circuit B, share neutral
CN 8 wire, circuit C, share neutral
DN 8 wire, circuit D, share neutral
BG 8 wire, circuit B, isolated ground
CG 8 wire, circuit C, isolated ground
DG 8 wire, circuit D, isolated ground
ADN 8 wire, (1) circuit A and (1) circuit D on each side
BCI 8 wire, (1) circuit B and (1) circuit CG isolated ground on each side
1N 10 wire, separate neutrals, circuit 1
2N 10 wire, separate neutrals, circuit 2
3N 10 wire, separate neutrals, circuit 3
3G 10 wire, separate neutrals, isolated ground, circuit 3
4N 10 wire, separate neutrals, circuit 4
4G 10 wire, separate neutrals, isolated ground, circuit 4
1N4N 10 wire, (1) circuit 1N and (1) circuit 4N on each side
2N3G 10 wire, (1) circuit 2N and (1) isolated ground 3G on each side

Prices for Steps 1-2.	
FD150. AN	\$556
BN	\$556
CN	\$556
DN	\$556
BG	\$556
CG	\$556
DG	\$556
ADN	\$556
BCI	\$556
1N	\$556
2N	\$556
3N	\$556
3G	\$556
4N	\$556
4G	\$556
1N4N	\$556
2N3G	\$556

Power Module - Bottom of Dock

continued

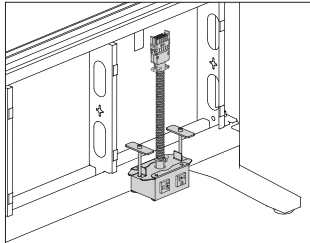
Step 3. Finish

Metallic Paint		
613	silver (CP) <span>A</span>	+\$0
SNA	satin aluminum	+\$10
SNB	satin bronze	+\$10
SNC	satin carbon	+\$10
Sand Texture Paint		
8Q	folkstone grey (CP)	+\$0
91	white (CP)	+\$0
98	studio white (CP)	+\$0
BK	black	+\$0
G1	graphite (CP)	+\$0
UBK	ultra black (CP) <span>A</span>	+\$0
WL	warm stone (CP)	+\$0

Canvas Office Landscape® Energy Distribution



# Power Module - Bottom of Dock - 20 amp FD156.



## Product Information

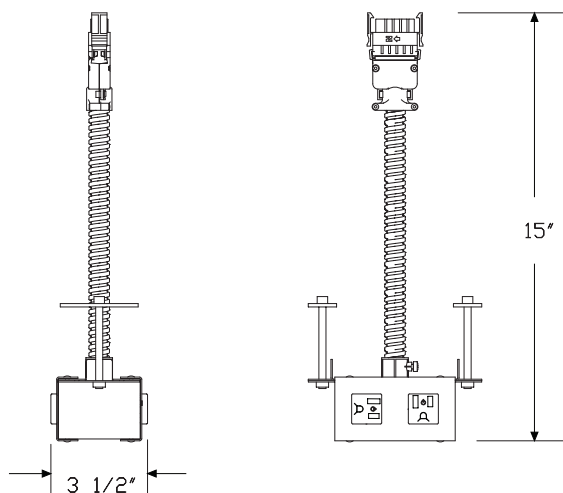
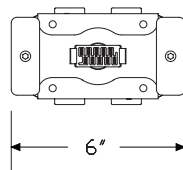
### Description

This power module attaches at the bottom of the dock. The modular plug end connects to a dock power harness. Power module includes 4 simplex receptacles, 2 on each side of the dock. Receptacles in this module are rated for 20 amps. Attachment hardware included. Power module is UL listed and Canadian UL listed.

### Notes

Receptacles are black. Metal housing is painted.

### Dimensions



## Specification Information

### Step 1.

**FD156.** A

### Step 2. Type

<b>AN</b>	8 wire, shared neutral, circuit A
<b>BN</b>	8 wire, shared neutral, circuit B
<b>CN</b>	8 wire, shared neutral, circuit C
<b>DN</b>	8 wire, shared neutral, circuit D
<b>BG</b>	8 wire, shared neutral, circuit B, isolated ground
<b>CG</b>	8 wire, shared neutral, circuit C isolated ground
<b>DG</b>	8 wire, shared neutral, circuit D, isolated ground
<b>ADN</b>	8 wire, shared neutral, (1) circuit A and (1) circuit D on each side
<b>BCI</b>	8 wire, shared neutral, (1) circuit B and (1) circuit CG isolated ground on each side
<b>3G</b>	10 wire, seperate neutrals, circuit 3, isolated ground
<b>4G</b>	10 wire, separate neutrals, isolated ground, circuit 4
<b>1N4N</b>	10 wire, (1) circuit 1N and (1) circuit 4N on each side
<b>2N3G</b>	10 wire, (1) circuit 2N and (1) isolated ground 3G on each side

### Prices for Steps 1-2.

<b>FD156. AN</b>	\$634
<b>BN</b>	\$634
<b>CN</b>	\$634
<b>DN</b>	\$634
<b>BG</b>	\$634
<b>CG</b>	\$634
<b>DG</b>	\$634
<b>ADN</b>	\$634
<b>BCI</b>	\$634
<b>3G</b>	\$634
<b>4G</b>	\$634
<b>1N4N</b>	\$634
<b>2N3G</b>	\$634

### Step 3. Finish

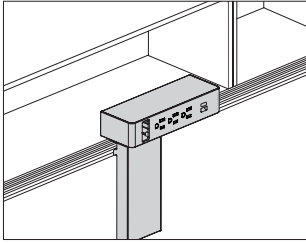
#### Metallic Paint

<b>613</b>	silver (CP) <span style="border: 1px solid black; padding: 0 2px;">A</span>	+\$0
<b>SNA</b>	satin aluminum	+\$10
<b>SNB</b>	satin bronze	+\$10
<b>SNC</b>	satin carbon	+\$10

Power Module - Bottom of Dock - 20  
amp *continued*

Canvas Office Landscape® Energy Distribution

Sand Texture Paint		
8Q	folkstone grey (CP)	+\$0
91	white (CP)	+\$0
98	studio white (CP)	+\$0
BK	black	+\$0
G1	graphite (CP)	+\$0
UBK	ultra black (CP) <span>A</span>	+\$0
WL	warm stone (CP)	+\$0



### Product Information

#### Description

This power module attaches to the Canvas dock top rail. The unit has a modular connection end that attaches to 1 connection point of the internal dock power harness. It has 3 power outlets, 2 USB A/C combo charging ports, an opening for data module terminations, and an integrated cable manager rated for 15 amps. Mounting hardware included. Product is UL listed.

#### Notes

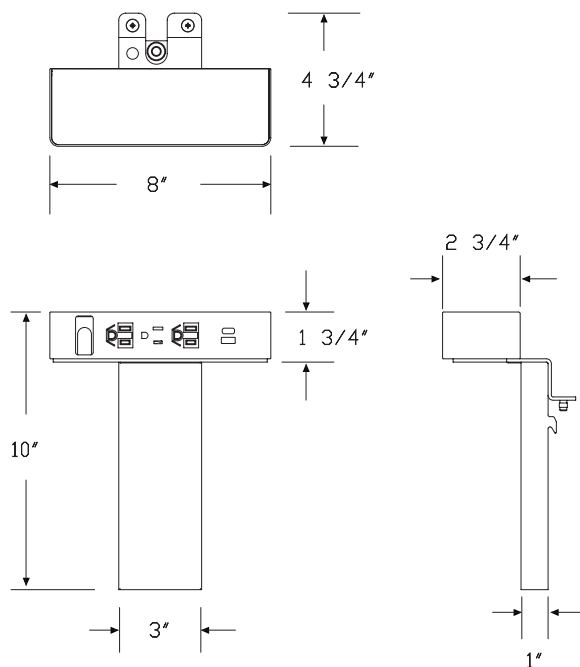
Power unit is plastic; vertical wire chase is painted metal. When specifying white (91) or graphite (G1) paint, plastic housing color matches specified painted surface finish. When specifying metallic silver (MS) paint, plastic housing color is cool grey neutral (CL).

USB ports will charge most small electronic devices. Software in each device controls the ability to accept charge via USB. Each USB port supplies 10 watts of power.

When attached to Canvas dock top rail, top of power unit is 25¼" above the floor.

8 wire, shared neutral product (AN, BN, CN, DN) is a 3+1 configuration.

#### Dimensions



### Specification Information

#### Step 1.

**FD158.** [A]

#### Step 2. Configuration

**H** 3 simplex receptables, 2 powered USB, 1 Data Opening

#### Step 3. Circuit Type

**AN** 8 wire, circuit A, shared neutral

**BN** 8 wire, circuit B, shared neutral

**CN** 8 wire, circuit C, shared neutral

**DN** 8 wire, circuit D, shared neutral

**H** for hardwiring-chicago code-conduit with open end

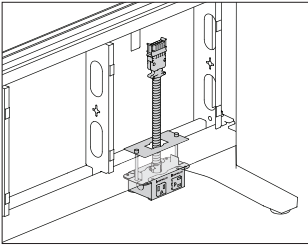
#### Prices for Steps 1-3.

	AN	BN	CN	DN	H
<b>FD158. H</b>	\$883	883	883	883	913

#### Step 4. Surface Finish

<b>613</b>	silver (CP) [A]	+\$0
<b>UBK</b>	ultra black (CP) [A]	+\$0
<b>3G</b>	brownstone	+\$0
<b>8Q</b>	folkstone grey (CP)	+\$0
<b>91</b>	white (CP)	+\$0
<b>98</b>	studio white (CP)	+\$0
<b>BK</b>	black	+\$0
<b>G1</b>	graphite (CP)	+\$0
<b>SNA</b>	satin aluminum	+\$10
<b>SNB</b>	satin bronze	+\$10
<b>SNC</b>	satin carbon	+\$10
<b>WL</b>	warm stone (CP)	+\$0

# Controlled Power Module - Bottom of Dock FD150M



## Product Information

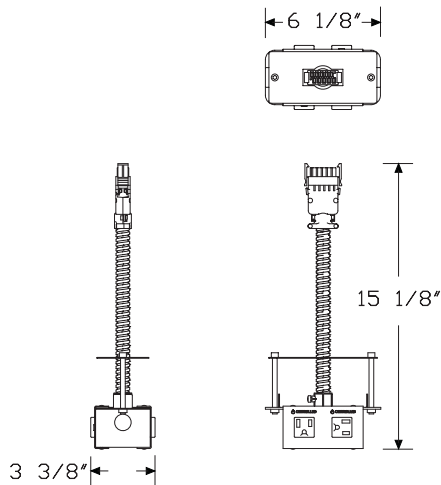
### Description

This receptacle is to be used for ASHRAE 90.1 and Title 24 compliance. A controlled receptacle should be used for any receptacles that are under automated control by the energy management system. This power module attaches at the bottom of the dock. The modular plug end connects to a dock power harness. Power module includes 4 simplex receptacles, 2 on each side of the dock. Receptacles in this module are rated for 15 amps. Attachment hardware included. Power module is UL listed and Canadian UL listed.

### Notes

For modules with 2 circuits, ensure that the controlled marking is only specified for the circuits that will be under automated control by the energy management system.  
For use with credenza units, order power/data module spacer (FD197.) separately.

### Dimensions



## Specification Information

### Step 1.

**FD150M.** [A]

### Step 2. Type

<b>AN</b>	8 wire, circuit A, share neutral
<b>BN</b>	8 wire, circuit B, share neutral
<b>CN</b>	8 wire, circuit C, share neutral
<b>DN</b>	8 wire, circuit D, share neutral
<b>BG</b>	8 wire, circuit B, isolated ground
<b>CG</b>	8 wire, circuit C, isolated ground
<b>DG</b>	8 wire, circuit D, isolated ground
<b>ADN</b>	8 wire, (1) circuit A and (1) circuit D on each side
<b>BCI</b>	8 wire, (1) circuit B and (1) circuit CG isolated ground on each side
<b>ADNA</b>	8 wire, (1) circuit A and (1) circuit D on each side [A] controlled marking on A circuit
<b>BCIB</b>	8 wire, (1) circuit B and (1) circuit CG isolated ground on each side [A] controlled marking on B circuit
<b>ADND</b>	8 wire, (1) circuit A and (1) circuit D on each side [A] controlled marking on D circuit
<b>BCIC</b>	8 wire, (1) circuit B and (1) circuit CG isolated ground on each side [A] controlled marking on C circuit
<b>3G</b>	10 wire, separate neutrals, isolated ground, circuit 3
<b>4G</b>	10 wire, separate neutrals, isolated ground, circuit 4
<b>1N4N</b>	10 wire, (1) circuit 1N and (1) circuit 4N on each side
<b>2N3G</b>	10 wire, (1) circuit 2N and (1) isolated ground 3G on each side

### Prices for Steps 1-2.

<b>FD150M.</b>	<b>AN</b>	\$556
	<b>BN</b>	\$556
	<b>CN</b>	\$556
	<b>DN</b>	\$556
	<b>BG</b>	\$556
	<b>CG</b>	\$556
	<b>DG</b>	\$556
	<b>ADN</b>	\$556
	<b>BCI</b>	\$556
	<b>ADNA</b>	\$556
	<b>BCIB</b>	\$556
	<b>ADND</b>	\$556
	<b>BCIC</b>	\$556
	<b>3G</b>	\$556
	<b>4G</b>	\$556
	<b>1N4N</b>	\$556
	<b>2N3G</b>	\$556

## Controlled Power Module - Bottom of Dock *continued*

### Step 3. Finish

#### Metallic Paint

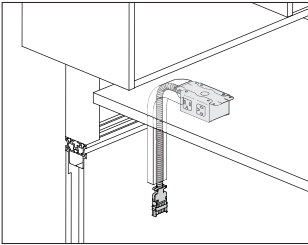
<b>613</b>	silver (CP) <input type="checkbox"/>	+\$0
<b>SNA</b>	satin aluminum	+\$10
<b>SNB</b>	satin bronze	+\$10
<b>SNC</b>	satin carbon	+\$10

#### Sand Texture Paint

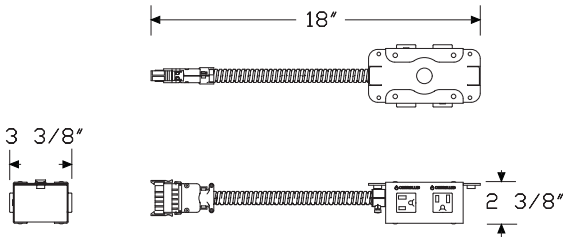
<b>8Q</b>	folkstone grey (CP)	+\$0
<b>91</b>	white (CP)	+\$0
<b>98</b>	studio white (CP)	+\$0
<b>BK</b>	black	+\$0
<b>G1</b>	graphite (CP)	+\$0
<b>UBK</b>	ultra black (CP) <input type="checkbox"/>	+\$0
<b>WL</b>	warm stone (CP)	+\$0

Under Surface Controlled Power Module

FD152M



Product Information
<p>Description</p> <p>This receptacle is to be used for ASHRAE 90.1 and Title 24 compliance. A controlled receptacle should be used for any receptacles that are under automated control by the energy management system. This power module attaches beneath a dock-supported work surface. The modular plug end connects to a dock power harness. Power module includes 4 simplex receptacles, rated for 15 amps. Attachment hardware included. Power module is UL listed and Canadian UL listed.</p>
<p>Notes</p> <p>For modules with 2 circuits, ensure that the controlled marking is only specified for the circuits that will be under automated control by the energy management system.</p>
<p>Dimensions</p>



Specification Information
<p>Step 1.</p> <p><b>FD152M.</b> <span style="border: 1px solid black; padding: 0 2px;">A</span></p>
<p>Step 2. Type</p> <p><b>AN</b> 8 wire, circuit A, share neutral</p> <p><b>BN</b> 8 wire, circuit B, share neutral</p> <p><b>CN</b> 8 wire, circuit C, share neutral</p> <p><b>DN</b> 8 wire, circuit D, share neutral</p> <p><b>BG</b> 8 wire, circuit B, isolated ground</p> <p><b>CG</b> 8 wire, circuit C, isolated ground</p> <p><b>DG</b> 8 wire, circuit D, isolated ground</p> <p><b>ADN</b> 8 wire, (1) circuit A and (1) circuit D on each side</p> <p><b>BCI</b> 8 wire, (1) circuit B and (1) circuit CG isolated ground on each side</p> <p><b>ADNA</b> 8 wire, (1) circuit A and (1) circuit D on each side <span style="border: 1px solid black; padding: 0 2px;">A</span> controlled marking on A circuit</p> <p><b>BCIB</b> 8 wire, (1) circuit B and (1) circuit CG isolated ground on each side <span style="border: 1px solid black; padding: 0 2px;">A</span> controlled marking on B circuit</p> <p><b>ADND</b> 8 wire, (1) circuit A and (1) circuit D on each side <span style="border: 1px solid black; padding: 0 2px;">A</span> controlled marking on D circuit</p> <p><b>BCIC</b> 8 wire, (1) circuit B and (1) circuit CG isolated ground on each side <span style="border: 1px solid black; padding: 0 2px;">A</span> controlled marking on C circuit</p> <p><b>3G</b> 10 wire, separate neutrals, isolated ground, circuit 3</p> <p><b>4G</b> 10 wire, separate neutrals, isolated ground, circuit 4</p> <p><b>1N4N</b> 10 wire, (1) circuit 1N and (1) circuit 4N on each side</p> <p><b>2N3G</b> 10 wire, (1) circuit 2N and (1) isolated ground 3G on each side</p>
<p>Step 3. Cord/Conduit Length</p> <p><b>03</b> 3' cord/conduit</p>

# Under Surface Controlled Power

## Module *continued*

### Prices for Steps 1-3.

	03
FD152M. AN	\$556
BN	\$556
CN	\$556
DN	\$556
BG	\$556
CG	\$556
DG	\$556
ADN	\$556
BCI	\$556
ADNA	\$556
BCIB	\$556
ADND	\$556
BCIC	\$556
3G	\$556
4G	\$556
1N4N	\$556
2N3G	\$556

### Step 4. Finish

#### Metallic Paint

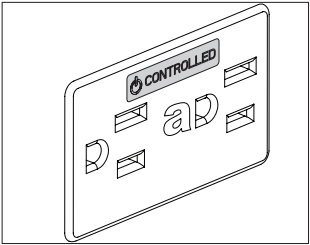
613	silver (CP) <input type="checkbox"/>	+\$0
SNA	satin aluminum	+\$10
SNB	satin bronze	+\$10
SNC	satin carbon	+\$10

#### Sand Texture Paint

8Q	folkstone grey (CP)	+\$0
91	white (CP)	+\$0
98	studio white (CP)	+\$0
BK	black	+\$0
G1	graphite (CP)	+\$0
UBK	ultra black (CP) <input type="checkbox"/>	+\$0
WL	warm stone (CP)	+\$0

Controlled Receptacle Decal  
(12 per sheet)

G9999.

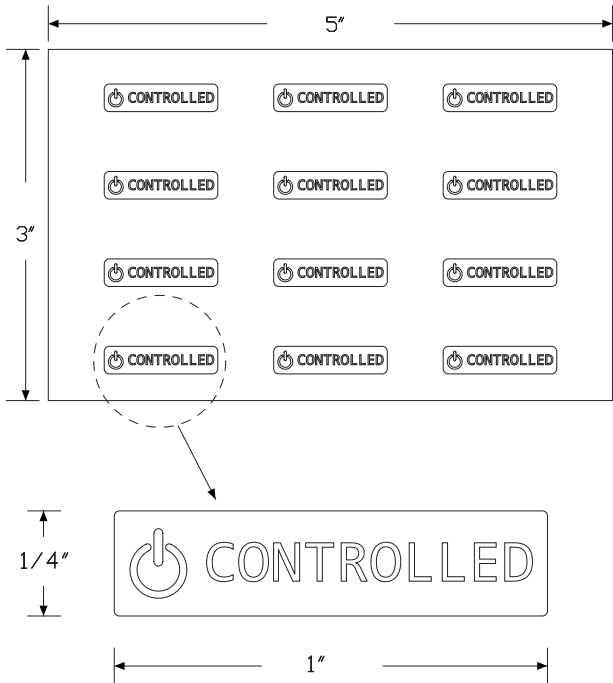


Product Information

Description

This decal is to be used for ASHRAE90.1 and Title 24 compliance. The decal is used to mark standard receptacles (new or existing) that are under automated control by the energy management system. 1 sheet includes 12 clear decals with white or black print.

Dimensions



Specification Information

Step 1.

G9999. A

Step 2. Color

- B      black print    A
- W      white print    A

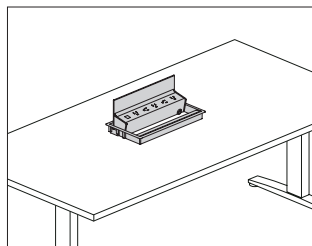
Prices for Steps 1-2.

G9999. B	\$18
W	\$18



# Logic G1000 Grommet Mounted Electrical Distributor

Y1425.



## Product Information

### Description

This Logic Power Access Solutions™ grommet mounted electrical distributor comes in several widths and configurations of simplex receptacles and USB-A and USB-C charging ports. The unit is powered using a standard power cord with plug end, or an IEC connector when used with Renew™ Sit-to-Stand tables. An integrated cord keeper at the face of the unit captures data cords. The unit pivots from a closed position to 135° allowing easy access to power and data cords stored beneath the unit. Product is UL listed.

### Notes

Field cutting of grommet cutout is possible.

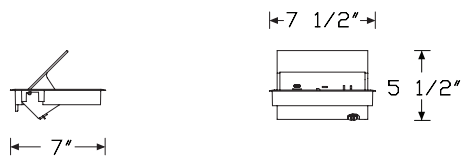
IEC connector for Renew power type (C) includes short cord designed to connect to the Renew table power cord through-leg option. Actual cord length may vary.

Simplex receptacles have alternating orientation and greater than normal plug spacing to accommodate most plug types.

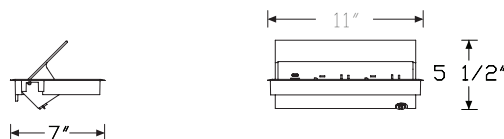
USB ports provide a combined 20 watts of power to charge most devices and tablets at full speed. USB-C provides 15 watts of power and USB-A provides 10 watts of power individually. When using the USB-C and USB-A ports simultaneously, USB-C remains at 15 watts and USB-A reduces to 5 watts. Refer to Renew Sit-to-Stand Tables planning guide for specific application information.

20' cord/conduit length (20) is recommended for Exclave® applications.

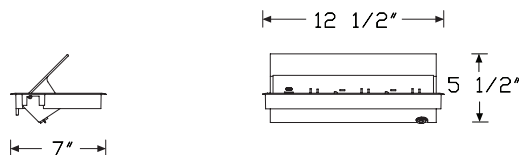
## Dimensions



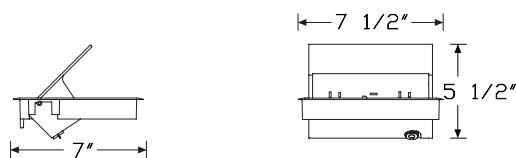
2 simplex receptacles with 1 powered USB A/C combo (H)



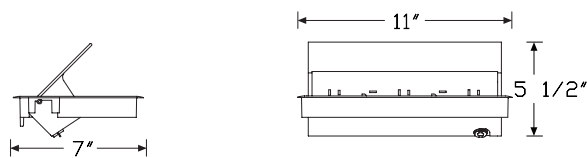
4 simplex receptacles with 1 powered USB A/C combo (I)



5 simplex receptacles with 1 powered USB A/C combo (J)



3 simplex receptacles (E)



5 simplex receptacles (F)

# Logic G1000 Grommet Mounted Electrical Distributor *continued*

## Specification Information

### Step 1.

**Y1425.**

### Step 2. Configuration

<b>H</b>	2 simplex receptacles, 1 powered USB A/C Combo
<b>I</b>	4 simplex receptacles, 1 powered USB A/C Combo
<b>E</b>	3 simplex receptacles
<b>F</b>	5 simplex receptacles

### Step 3. Power Type

<b>A</b>	power cord with plug end
<b>C</b>	IEC connector for Renew Tables

### Step 4. Cord/Conduit Length

#### For power cord with plug end (A)

<b>03</b>	3' cord/conduit
<b>06</b>	6' cord/conduit
<b>10</b>	10' cord/conduit
<b>20</b>	20' cord/conduit

#### For IEC connector for Renew Tables (C)

<b>03</b>	3' cord/conduit
-----------	-----------------

### Prices for Steps 1-4.

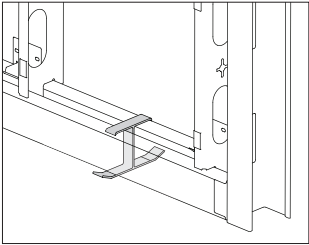
			<b>03</b>	<b>06</b>	<b>10</b>	<b>20</b>
<b>Y1425.</b>	<b>H</b>	<b>A</b>	\$900	900	914	929
		<b>C</b>	\$914	—	—	—
	<b>I</b>	<b>A</b>	\$1042	1042	1059	1074
		<b>C</b>	\$1059	—	—	—
	<b>E</b>	<b>A</b>	\$693	693	706	718
		<b>C</b>	\$706	—	—	—
	<b>F</b>	<b>A</b>	\$836	836	851	867
		<b>C</b>	\$851	—	—	—

### Step 5. Finish

<b>613</b>	silver (CP)					+\$0
<b>91</b>	white (CP)	<b>A</b>				+\$0
<b>98</b>	studio white (CP)	<b>A</b>				+\$0
<b>BK</b>	black	<b>A</b>				+\$0
<b>G1</b>	graphite (CP)	<b>A</b>				+\$0
<b>UBK</b>	ultra black (CP)					+\$0

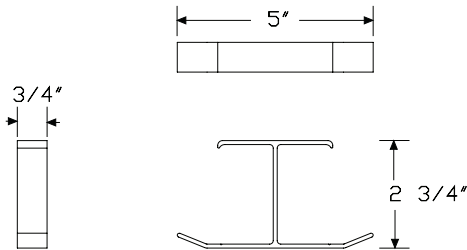
Cable Clips

FD198.



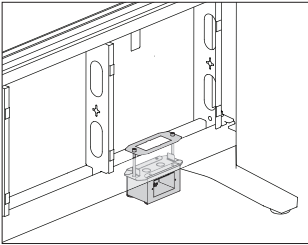
Product Information
Description
These optional cable clips are used to route wires and cables in the 1" cable gap between the face of the dock cladding and the back of a Canvas low credenza with 4" feet and thin top. Clip color is black. Package of 4.
Dimensions

Specification Information
Step 1.
FD198. <span>A</span> \$105
Step 2. Finish
UBK ultra black (CP) <span>A</span> +\$0
BK black +\$0

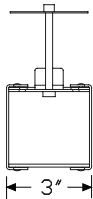
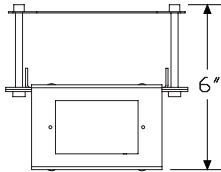
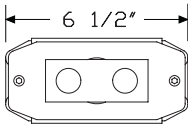


Data Housing

FD159.



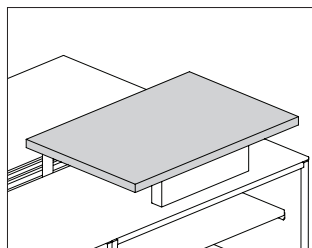
Product Information
<b>Description</b> This housing mounts on the bottom of the dock or under a work surface and supports face plates with voice/data ports. Attachment hardware included.
<b>Notes</b> Housing accepts a NEMA data faceplate.
<b>Dimensions</b>



Specification Information		
Step 1.		
FD159.	<div>A</div>	
Step 2. Application		
01	bottom of the dock	
02	under work surface	
Prices for Steps 1-2.		
FD159. 01		\$294
02		\$294
Step 3. Finish		
Metallic Paint		
613	silver (CP) <div>A</div>	+\$0
SNA	satin aluminum	+\$10
SNB	satin bronze	+\$10
SNC	satin carbon	+\$10
Sand Texture Paint		
8Q	folkstone grey (CP)	+\$0
91	white (CP)	+\$0
98	studio white (CP)	+\$0
BK	black	+\$0
G1	graphite (CP)	+\$0
UBK	ultra black (CP) <div>A</div>	+\$0
WL	warm stone (CP)	+\$0

## Individual Bridge

FDE17.  
FDS17.



### Product Information

#### Description

This surface spans the dock and lower storage on 1 side of the dock. It has a laminate top and thermoplastic edge, laminate top with a thermoplastic backed plywood edge, veneer top and edge, or painted Formcoat® top and edge. Laminate surfaces are 1 1/4" thick. Painted Formcoat surfaces are 1" thick. Stabilizer brackets included.

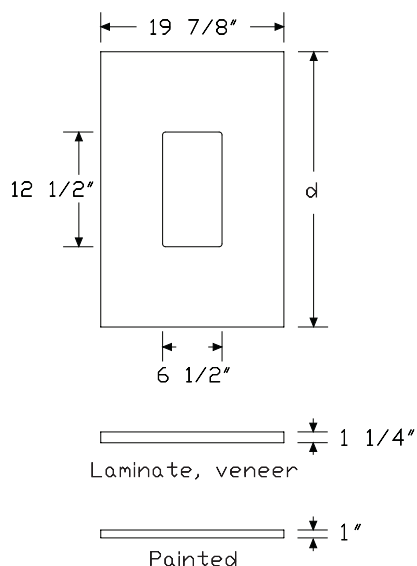
#### Notes

Bridge is supported by a low credenza with 4" foot and thin top on one side of dock wall. Specify the following products separately, 1 for each side of the individual bridge:

- Surface support, low credenza, adjustable height (FT299.)
- Surface support, low credenza, fixed height (FT298.)

Power access center cutout option (CAC) accepts the Logic G1000 grommet mounted electrical distributor, 6-receptacle unit (Y1425.D or Y1425.G), ordered separately.

### Dimensions



### Specification Information

#### Step 1.

FD ☐ A

#### Step 2. Edge

S17. squared edge

E17. eased-edge ☐ A

#### Step 3. Depth

24 24" deep

30 30" deep

#### Step 4. Width

20 20" wide

#### Step 5. Surface Material

##### For squared edge (S17.)

L high-pressure laminate top/thermoplastic edge

P painted Formcoat® top/edge ☐ A

U high-pressure laminate/universal edge

##### For eased-edge (E17.)

P painted Formcoat® top/edge ☐ A

#### Prices for Steps 1-5.

	L	P	U
FDS17. 24 20	\$400	710	400
30 20	\$456	742	456

	L	P	U
FDE17. 24 20	—	\$794	—
30 20	—	\$830	—

#### Step 6. Power Access Cutout

NNN	no cutout	+\$0
CAC	center cutout	+\$75

## Step 7.

## Top Finish

*For high-pressure laminate top/thermoplastic edge (L) or high-pressure laminate/universal edge (U)*

125	natural maple (CP) <input type="checkbox"/>	+\$0
126	natural cherry (CP) <input type="checkbox"/>	+\$0
127	walnut (CP) <input type="checkbox"/>	+\$0
139	light ash (CP) <input type="checkbox"/>	+\$0
140	warm ash (CP) <input type="checkbox"/>	+\$0
UBK	ultra black (CP) <input type="checkbox"/>	+\$0
8Q	folkstone grey (CP)	+\$0
91	white (CP)	+\$0
98	studio white (CP)	+\$0
CL	cool grey neutral	+\$0
HF	inner tone light	+\$0
LU	soft white	+\$0
WL	warm stone (CP)	+\$0
WN	warm grey neutral	+\$0
76	light brown walnut	+\$0
HP	light anigre	+\$0
LBA	clear on ash (CP)	+\$0
LBR	phantom ecru	+\$0
LBS	phantom cocoa	+\$0
LBU	medium matte walnut (CP)	+\$0
LBV	warm grey teak	+\$0
LBB	oak on ash (CP)	+\$0
LBC	walnut on ash (CP)	+\$0
LBF	neutral twill	+\$0
LBJ	graphite twill	+\$0
LBQ	white twill	+\$0

Top/Edge Finish: Opaque Formcoat®

*For painted Formcoat® top/edge (P)*

8Q	folkstone grey (CP) <input type="checkbox"/>	+\$0
91	white (CP) <input type="checkbox"/>	+\$0
LU	soft white <input type="checkbox"/>	+\$0

## Step 8. Edge Finish

*For high-pressure laminate top/thermoplastic edge (L)*

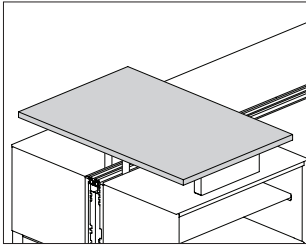
125	natural maple (CP) <input type="checkbox"/>	+\$0
126	natural cherry (CP) <input type="checkbox"/>	+\$0
127	walnut (CP) <input type="checkbox"/>	+\$0
139	light ash (CP) <input type="checkbox"/>	+\$0
140	warm ash (CP) <input type="checkbox"/>	+\$0
G1	graphite (CP) <input type="checkbox"/>	+\$0
UBK	ultra black (CP) <input type="checkbox"/>	+\$0
76	light brown walnut	+\$0
8Q	folkstone grey (CP)	+\$0
91	white (CP)	+\$0
98	studio white (CP)	+\$0
CL	cool grey neutral	+\$0
LBA	clear on ash (CP)	+\$0
LBR	phantom ecru	+\$0
LBS	phantom cocoa	+\$0
LBU	medium matte walnut (CP)	+\$0
LBV	warm grey teak	+\$0
LBB	oak on ash (CP)	+\$0
LBC	walnut on ash (CP)	+\$0
LBF	neutral twill	+\$0
LBJ	graphite twill	+\$0
LBQ	white twill	+\$0
WL	warm stone (CP)	+\$0
WN	warm grey neutral	+\$0
HF	inner tone light	+\$0
HP	light anigre	+\$0
LU	soft white	+\$0

*For high-pressure laminate/universal edge (U)*

PLY	plywood edge	+\$50
-----	--------------	-------

# Half Bridge

FDE15.  
FDS15.



## Product Information

### Description

This surface spans the dock and lower storage on both sides of the dock. It has a laminate top and thermoplastic edge, laminate top with a thermoplastic backed plywood edge, veneer top and edge, or painted Formcoat® top and edge. Laminate surfaces are 1 1/4" thick. Painted Formcoat surfaces are 1" thick. Stabilizer brackets included.

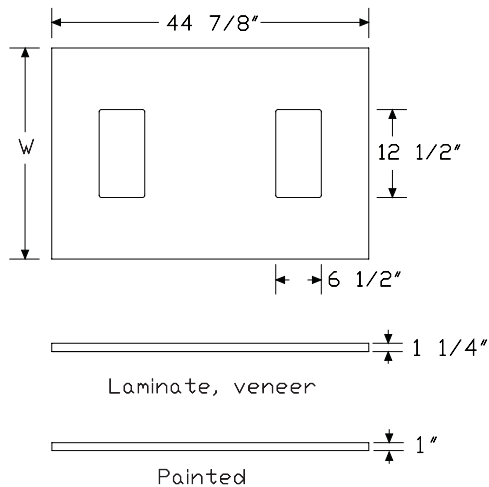
### Notes

Bridge is supported by a low credenza with 4" foot and thin top on both sides of the dock wall. Specify the following products separately, 1 for each side of the half bridge:

- Surface support, low credenza, adjustable height (FT299.)
- Surface support, low credenza, fixed height (FT298.)

Power access center cutout option (CAC) accepts the Logic G1000 grommet mounted electrical distributor, 6-receptacle unit (Y1425.D or Y1425.G), ordered separately.

## Dimensions



## Specification Information

### Step 1.

FD ☐

### Step 2. Edge

S15. squared-edge ☐

E15. eased-edge ☐

### Step 3. Depth

24 24" deep ☐

30 30" deep ☐

### Step 4. Width

45 45" wide ☐

### Step 5. Surface Material

#### For squared-edge (S15.)

L high-pressure laminate top/thermoplastic edge ☐

P painted Formcoat® top/edge ☐

U high-pressure laminate/universal edge ☐

#### For eased-edge (E15.)

P painted Formcoat® top/edge ☐

### Prices for Steps 1-5.

	L	P	U
FDS15. 24 45	\$650	764	650
30 45	\$657	868	657

	L	P	U
FDE15. 24 45	—	\$899	—
30 45	—	\$1020	—

### Step 6. Power Access Cutout

NNN	no cutout <input type="checkbox"/>	+\$0
CAC	center cutout <input type="checkbox"/>	+\$75

## Step 7.

## Top Finish

For high-pressure laminate top/thermoplastic edge (L) or high-pressure laminate/universal edge (U)

125	natural maple (CP) <input type="checkbox"/>	+\$0
126	natural cherry (CP) <input type="checkbox"/>	+\$0
127	walnut (CP) <input type="checkbox"/>	+\$0
139	light ash (CP) <input type="checkbox"/>	+\$0
140	warm ash (CP) <input type="checkbox"/>	+\$0
UBK	ultra black (CP) <input type="checkbox"/>	+\$0
8Q	folkstone grey (CP) <input type="checkbox"/>	+\$0
91	white (CP) <input type="checkbox"/>	+\$0
98	studio white (CP) <input type="checkbox"/>	+\$0
CL	cool grey neutral <input type="checkbox"/>	+\$0
HF	inner tone light <input type="checkbox"/>	+\$0
LU	soft white <input type="checkbox"/>	+\$0
WL	warm stone (CP) <input type="checkbox"/>	+\$0
WN	warm grey neutral <input type="checkbox"/>	+\$0
76	light brown walnut <input type="checkbox"/>	+\$0
HP	light anigre <input type="checkbox"/>	+\$0
LBA	clear on ash (CP) <input type="checkbox"/>	+\$0
LBR	phantom ecru <input type="checkbox"/>	+\$0
LBS	phantom cocoa <input type="checkbox"/>	+\$0
LBU	medium matte walnut (CP) <input type="checkbox"/>	+\$0
LBV	warm grey teak <input type="checkbox"/>	+\$0
LBB	oak on ash (CP) <input type="checkbox"/>	+\$0
LBC	walnut on ash (CP) <input type="checkbox"/>	+\$0
LBF	neutral twill <input type="checkbox"/>	+\$0
LBJ	graphite twill <input type="checkbox"/>	+\$0
LBQ	white twill <input type="checkbox"/>	+\$0

Top/Edge Finish: Opaque Formcoat®

For painted Formcoat® top/edge (P)

8Q	folkstone grey (CP) <input type="checkbox"/>	+\$0
91	white (CP) <input type="checkbox"/>	+\$0
LU	soft white <input type="checkbox"/>	+\$0

## Step 8. Edge Finish

For high-pressure laminate top/thermoplastic edge (L)

125	natural maple (CP) <input type="checkbox"/>	+\$0
126	natural cherry (CP) <input type="checkbox"/>	+\$0
127	walnut (CP) <input type="checkbox"/>	+\$0
139	light ash (CP) <input type="checkbox"/>	+\$0
140	warm ash (CP) <input type="checkbox"/>	+\$0
G1	graphite (CP) <input type="checkbox"/>	+\$0
UBK	ultra black (CP) <input type="checkbox"/>	+\$0
76	light brown walnut	+\$0
8Q	folkstone grey (CP)	+\$0
91	white (CP)	+\$0
98	studio white (CP)	+\$0
CL	cool grey neutral	+\$0
LBA	clear on ash (CP)	+\$0
LBR	phantom ecru	+\$0
LBS	phantom cocoa	+\$0
LBU	medium matte walnut (CP)	+\$0
LBV	warm grey teak	+\$0
LBB	oak on ash (CP)	+\$0
LBC	walnut on ash (CP)	+\$0
LBF	neutral twill	+\$0
LBJ	graphite twill	+\$0
LBQ	white twill	+\$0
WL	warm stone (CP)	+\$0
WN	warm grey neutral	+\$0
HF	inner tone light	+\$0
HP	light anigre	+\$0
LU	soft white	+\$0

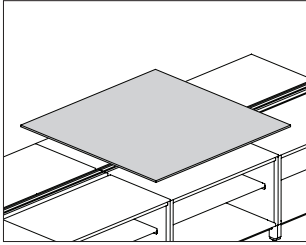
For high-pressure laminate/universal edge (U)

PLY	plywood edge	+\$50
-----	--------------	-------



## Team Bridge

FDE16.  
FDS16.



### Product Information

#### Description

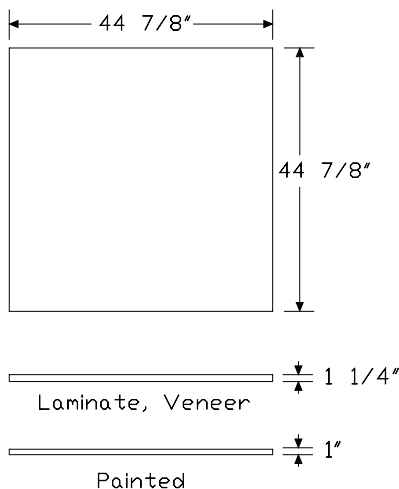
This surface spans the dock and lower storage on both sides of the dock. It has a laminate top and thermoplastic edge, laminate top with a thermoplastic backed plywood edge, veneer top and edge, or painted Formcoat® top and edge. Laminate surfaces are 1¼" thick. Painted Formcoat surfaces are 1" thick. Stabilizer brackets included.

#### Notes

Bridge is supported by a low credenza with 4" foot and thin top on both sides of the dock wall. Specify the following products separately, 1 for each side of the team bridge:

- Surface support, low credenza, adjustable height (FT299.)
- Surface support, low credenza, fixed height (FT298.)

### Dimensions



### Specification Information

#### Step 1.

FD ☐ A

#### Step 2. Edge

**S16.** squared-edge

**E16.** eased-edge ☐ A

#### Step 3. Depth

**45** 45" deep

#### Step 4. Width

**45** 45" wide

#### Step 5. Surface Material

##### For squared-edge (S16.)

**L** high-pressure laminate top/thermoplastic edge

**P** painted Formcoat® top/edge ☐ A

**U** high-pressure laminate/universal edge

##### For eased-edge (E16.)

**P** painted Formcoat® top/edge ☐ A

#### Prices for Steps 1-5.

		<b>L</b>	<b>P</b>	<b>U</b>
<b>FDS16.</b>	<b>45 45</b>	\$871	1253	871

		<b>L</b>	<b>P</b>	<b>U</b>
<b>FDE16.</b>	<b>45 45</b>	—	\$1443	—

#### Step 6. Power Access Cutout

**NNN** no cutout +\$0

## Step 7.

## Top Finish

*For high-pressure laminate top/thermoplastic edge (L) or high-pressure laminate/universal edge (U)*

125	natural maple (CP) <input type="checkbox"/>	+\$0
126	natural cherry (CP) <input type="checkbox"/>	+\$0
127	walnut (CP) <input type="checkbox"/>	+\$0
139	light ash (CP) <input type="checkbox"/>	+\$0
140	warm ash (CP) <input type="checkbox"/>	+\$0
UBK	ultra black (CP) <input type="checkbox"/>	+\$0
8Q	folkstone grey (CP)	+\$0
91	white (CP)	+\$0
98	studio white (CP)	+\$0
CL	cool grey neutral	+\$0
HF	inner tone light	+\$0
LU	soft white	+\$0
WL	warm stone (CP)	+\$0
WN	warm grey neutral	+\$0
76	light brown walnut	+\$0
HP	light anigre	+\$0
LBA	clear on ash (CP)	+\$0
LBR	phantom ecru	+\$0
LBS	phantom cocoa	+\$0
LBU	medium matte walnut (CP)	+\$0
LBV	warm grey teak	+\$0
LBB	oak on ash (CP)	+\$0
LBC	walnut on ash (CP)	+\$0
LBF	neutral twill	+\$0
LBJ	graphite twill	+\$0
LBQ	white twill	+\$0

Top/Edge Finish: Opaque Formcoat®

*For painted Formcoat® top/edge (P)*

8Q	folkstone grey (CP) <input type="checkbox"/>	+\$0
91	white (CP) <input type="checkbox"/>	+\$0
LU	soft white <input type="checkbox"/>	+\$0

## Step 8. Edge Finish

*For high-pressure laminate top/thermoplastic edge (L)*

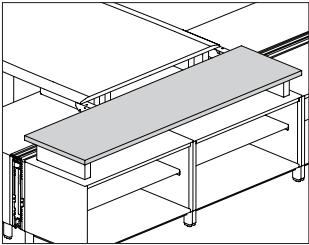
125	natural maple (CP) <input type="checkbox"/>	+\$0
126	natural cherry (CP) <input type="checkbox"/>	+\$0
127	walnut (CP) <input type="checkbox"/>	+\$0
139	light ash (CP) <input type="checkbox"/>	+\$0
140	warm ash (CP) <input type="checkbox"/>	+\$0
G1	graphite (CP) <input type="checkbox"/>	+\$0
UBK	ultra black (CP) <input type="checkbox"/>	+\$0
76	light brown walnut	+\$0
8Q	folkstone grey (CP)	+\$0
91	white (CP)	+\$0
98	studio white (CP)	+\$0
CL	cool grey neutral	+\$0
LBA	clear on ash (CP)	+\$0
LBR	phantom ecru	+\$0
LBS	phantom cocoa	+\$0
LBU	medium matte walnut (CP)	+\$0
LBV	warm grey teak	+\$0
LBB	oak on ash (CP)	+\$0
LBC	walnut on ash (CP)	+\$0
LBF	neutral twill	+\$0
LBJ	graphite twill	+\$0
LBQ	white twill	+\$0
WL	warm stone (CP)	+\$0
WN	warm grey neutral	+\$0
HF	inner tone light	+\$0
HP	light anigre	+\$0
LU	soft white	+\$0

*For high-pressure laminate/universal edge (U)*

PLY	plywood edge	+\$50
-----	--------------	-------

Secondary Surface

FDE10.  
FDS10.

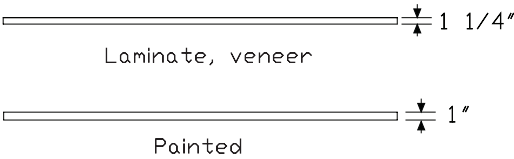
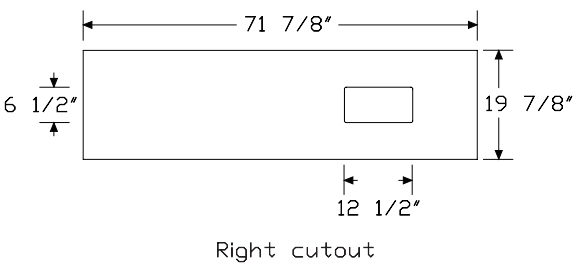
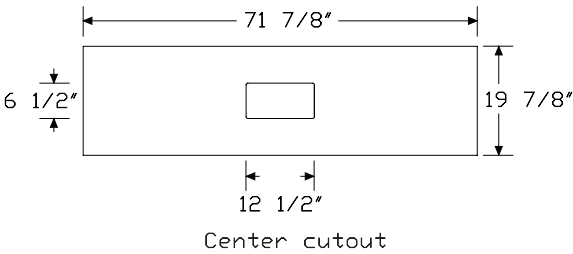
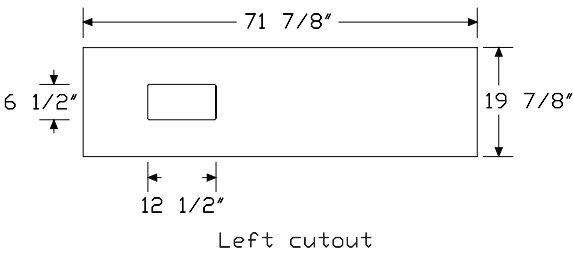


Product Information

**Description**  
This surface spans and is supported by Canvas low storage. It has a laminate top and thermoplastic edge, laminate top with a thermoplastic backed plywood edge, veneer top and edge, or painted Formcoat® top and edge. Laminate surfaces are 1¼" thick. Painted Formcoat surfaces are 1" thick.

**Notes**  
Surface is supported by a low credenza with 4" foot and thin top. Specify 2 surface support, low credenza, adjustable height (FT299.), or 2 surface support, low credenza, fixed height (FT298.), 1 for each end of the secondary surface.  
Power access cutout options (CAC, LAC, RAC) accept the Logic G1000 grommet mounted electrical distributor, 6-receptacle unit (Y1425.D or Y1425.G), ordered separately.

Dimensions



Canvas Office Landscape® Work Surfaces

Specification Information					
Step 1.					
FD	<input type="checkbox"/>				
Step 2. Edge					
S10.	squared-edge	<input type="checkbox"/>			
E10.	eased-edge	<input type="checkbox"/>			
Step 3. Depth					
20	20" deep	<input type="checkbox"/>			
Step 4. Width					
36	36" wide	<input type="checkbox"/>			
72	72" wide	<input type="checkbox"/>			
Step 5. Surface Material					
For squared-edge (S10.)					
L	high-pressure laminate top/thermoplastic edge	<input type="checkbox"/>			
W	veneer	<input type="checkbox"/>			
P	painted Formcoat® top/edge	<input type="checkbox"/>			
U	high-pressure laminate/universal edge	<input type="checkbox"/>			
For eased-edge (E10.)					
P	painted Formcoat® top/edge	<input type="checkbox"/>			
Step 6. Attachment					
S	for use with low storage	<input type="checkbox"/>			
Prices for Steps 1-6.					
		LS	WS	PS	US
FDS10. 20	36	\$341	729	775	341
	72	\$674	1429	1336	674
FDE10. 20	36	—	—	\$845	—
	72	—	—	\$1534	—
Step 7. Power Access Cutout					
For 36" wide (36)					
NNN	no cutout				+\$0
CAC	center cutout				+\$75

For 72" wide (72)		
NNN	no cutout	+\$0
CAC	center cutout	+\$75
LAC	left cutout	+\$75
RAC	right cutout	+\$75
Step 8.		
Top Finish		
For high-pressure laminate top/thermoplastic edge (L) or high-pressure laminate/universal edge (U)		
125	natural maple (CP) <input type="checkbox"/>	+\$0
126	natural cherry (CP) <input type="checkbox"/>	+\$0
127	walnut (CP) <input type="checkbox"/>	+\$0
139	light ash (CP) <input type="checkbox"/>	+\$0
140	warm ash (CP) <input type="checkbox"/>	+\$0
UBK	ultra black (CP) <input type="checkbox"/>	+\$0
8Q	folkstone grey (CP)	+\$0
91	white (CP)	+\$0
98	studio white (CP)	+\$0
CL	cool grey neutral	+\$0
HF	inner tone light	+\$0
LU	soft white	+\$0
WL	warm stone (CP)	+\$0
WN	warm grey neutral	+\$0
76	light brown walnut	+\$0
HP	light anigre	+\$0
LBA	clear on ash (CP)	+\$0
LBR	phantom ecru	+\$0
LBS	phantom cocoa	+\$0
LBU	medium matte walnut (CP)	+\$0
LBV	warm grey teak	+\$0
LBB	oak on ash (CP)	+\$0
LBC	walnut on ash (CP)	+\$0
LBF	neutral twill	+\$0
LBJ	graphite twill	+\$0
LBQ	white twill	+\$0

## Secondary Surface *continued*

### Top/Edge Finish: Wood Veneer

#### For veneer (W)

2U	light brown walnut <input type="checkbox"/>	+\$85
40	dark brown walnut <input type="checkbox"/>	+\$85
CHD	noble cherry <input type="checkbox"/>	+\$85
ET	clear on ash <input type="checkbox"/>	+\$85
EU	oak on ash <input type="checkbox"/>	+\$85
EV	walnut on ash <input type="checkbox"/>	+\$85
EW	medium matte walnut <input type="checkbox"/>	+\$85
UL	natural maple <input type="checkbox"/>	+\$85

### Top/Edge Finish: Opaque Formcoat®

#### For painted Formcoat® top/edge (P)

8Q	folkstone grey (CP) <input type="checkbox"/>	+\$0
91	white (CP) <input type="checkbox"/>	+\$0
LU	soft white <input type="checkbox"/>	+\$0

### Step 9. Edge Finish

#### For high-pressure laminate top/thermoplastic edge (L)

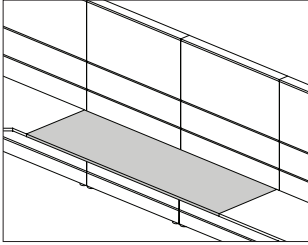
125	natural maple (CP) <input type="checkbox"/>	+\$0
126	natural cherry (CP) <input type="checkbox"/>	+\$0
127	walnut (CP) <input type="checkbox"/>	+\$0
139	light ash (CP) <input type="checkbox"/>	+\$0
140	warm ash (CP) <input type="checkbox"/>	+\$0
G1	graphite (CP) <input type="checkbox"/>	+\$0
UBK	ultra black (CP) <input type="checkbox"/>	+\$0
76	light brown walnut	+\$0
8Q	folkstone grey (CP)	+\$0
91	white (CP)	+\$0
98	studio white (CP)	+\$0
CL	cool grey neutral	+\$0
LBA	clear on ash (CP)	+\$0
LBR	phantom ecru	+\$0
LBS	phantom cocoa	+\$0
LBU	medium matte walnut (CP)	+\$0
LBV	warm grey teal	+\$0
LBB	oak on ash (CP)	+\$0
LBC	walnut on ash (CP)	+\$0
LBF	neutral twill	+\$0
LBJ	graphite twill	+\$0
LBQ	white twill	+\$0
WL	warm stone (CP)	+\$0
WN	warm grey neutral	+\$0
HF	inner tone light	+\$0
HP	light anigre	+\$0
LU	soft white	+\$0

### For high-pressure laminate/universal edge (U)

PLY	plywood edge	+\$50
-----	--------------	-------

## Rectangular Surface

FTE10.  
FTS10.  
FTT10.



### Product Information

#### Description

This surface hangs from a frame, wall strips, or attaches to various support components to create a freestanding rectangular desk. It has a laminate top and thermoplastic edge, laminate top with a thermoplastic backed plywood edge, veneer top and edge, or painted top and edge. Laminate and veneer surfaces are 1 1/4" thick. Painted Formcoat® surfaces are 1" thick. When hanging from a frame or wall strips there is a 1" gap at the back of the surface for standard plug head and cord passage.

#### Notes

MicrobeCare™ is an antimicrobial coating applied to the laminate or veneer surface of this product.

MicrobeCare™ protects products from mold, mildew, algae, and bacteria that cause deterioration, discoloration, odors, and stains.

MicrobeCare™ is registered with the US Environmental Protection Agency (EPA).

For additional size, shape, cable management, and finish options, see Vary Easy Program in Appendices.

For surface attachment bracket (D) option:

- Ganging brackets are included for using the surface as a bridge.
- Surface will only attach to front edge of squared-edge surfaces or the transition portion of the thin-edge or eased-edge surfaces.

For Canvas frame attached surface (F) option:

- Order appropriate supports separately; 2 supports are required for each surface (left and right side):
  - Open support, tapered foot, frame attached (FT294.)
  - Open support, architectural foot, frame attached (FT2A1.)
  - Support panel, tapered foot, frame attached (FT291.)
  - Universal post leg, frame attached (FT2B1.)
  - Surface cantilever (FT290.)
  - Surface support rail (FT295.)
  - Support pedestal

- Center supports are included for surfaces 54" wide and wider.

For no brackets, for freestanding or use with low credenza (S) option:

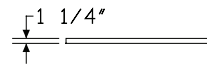
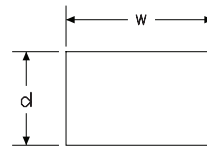
- Order the following support products separately:
  - Closed support leg (FV2E2.)
  - Open support leg, architectural foot (FV2A2.)
  - Square open support leg (FV2D2.)
  - Support leg, post (FV689.)
  - Universal post leg (FT2B2.)
  - Surface ganging bracket (FT29B.)
  - Surface support, low credenza, adjustable height (FT299.)
  - Surface support, low credenza, fixed height (FT298.)
  - Surface-attached pedestal
- When creating a freestanding desk with closed support leg (FV2E2.), a modesty panel (FV697.) is required for stability.

Thin-edge surfaces do not work with the following:


- Surface-attached pedestal
- Support pedestal
- Closed support leg (FV2E2.)
- Square open support leg (FV2D2.)

Stiffener (FV696.) is required for any laminate or veneer surface 54" wide or wider and painted formcoat surfaces 48" wide or wider that cannot use a center cantilever. See Canvas Office Landscape® Planning Guide for specific stiffener guidelines.

### Dimensions



Laminate, Veneer



Painted

Specification Information	
Step 1.	
FT	
Step 2. Edge	
S10.	squared-edge
T10.	thin-edge
E10.	eased-edge
Step 3. Depth	
<i>For squared-edge (S10.)</i>	
20	20" deep
24	24" deep
30	30" deep
36	36" deep
<i>For thin-edge (T10.) or eased-edge (E10.)</i>	
24	24" deep
30	30" deep
36	36" deep
Step 4. Width	
<i>For 20" deep (20), 24" deep (24), or 30" deep (30)</i>	
24	24" wide
30	30" wide
36	36" wide
42	42" wide
48	48" wide
54	54" wide
60	60" wide
66	66" wide
72	72" wide
78	78" wide
84	84" wide
90	90" wide
96	96" wide
<i>For 36" deep (36)</i>	
60	60" wide <input type="checkbox"/>
66	66" wide <input type="checkbox"/>
72	72" wide <input type="checkbox"/>
78	78" wide <input type="checkbox"/>
84	84" wide <input type="checkbox"/>
90	90" wide <input type="checkbox"/>
96	96" wide <input type="checkbox"/>

Step 5. Surface Material	
<i>For squared-edge (S10.)</i>	
M	thermally-fused laminate top/thermoplastic edge
T	thermally-fused laminate top/universal edge <input type="checkbox"/>
L	high-pressure laminate top/thermoplastic edge
W	veneer top/veneer edge <input type="checkbox"/>
P	painted Formcoat® top/edge
U	high-pressure laminate/universal edge <input type="checkbox"/>
A	high-pressure laminate top/thermoplastic edge with MicrobeCare™ <input type="checkbox"/>
<i>For thin-edge (T10.)</i>	
L	high-pressure laminate top/thermoplastic edge
W	veneer top/veneer edge <input type="checkbox"/>
P	painted Formcoat® top/edge
A	high-pressure laminate top/thermoplastic edge with MicrobeCare™ <input type="checkbox"/>
<i>For eased-edge (E10.)</i>	
P	painted Formcoat® top/edge
Step 6. Attachment Bracket	
<i>For 20" deep (20) with 24" wide (24), 30" wide (30), 66" wide (66), 72" wide (72), 78" wide (78), 84" wide (84), 90" wide (90), or 96" wide (96)</i>	
F	Canvas frame attached surface
<i>For 20" deep (20) with 36" wide (36), 42" wide (42), 48" wide (48), 54" wide (54), or 60" wide (60)</i>	
D	surface attachment bracket
F	Canvas frame attached surface
<i>For 24" deep (24) or 30" deep (30) with 24" wide (24) or 30" wide (30)</i>	
F	Canvas frame attached surface
S	no brackets, for freestanding or use with low credenza
<i>For 24" deep (24) or 30" deep (30) with 36" wide (36), 42" wide (42), 48" wide (48), or 54" wide (54)</i>	
D	surface attachment bracket
F	Canvas frame attached surface
S	no brackets, for freestanding or use with low credenza
<i>For 24" deep (24) or 30" deep (30) with 60" wide (60)</i>	
D	surface attachment bracket
F	Canvas frame attached surface
S	no brackets, for freestanding or use with low credenza

# Rectangular Surface *continued*

For 24" deep (24) or 30" deep (30) with 66" wide (66), 72" wide (72), 78" wide (78), 84" wide (84), 90" wide (90), or 96" wide (96)

- F** Canvas frame attached surface  
**S** no brackets, for freestanding or use with low credenza

For 36" deep (36) with 60" wide (60), 66" wide (66), 72" wide (72), 78" wide (78), 84" wide (84), 90" wide (90), or 96" wide (96)

- S** no brackets, for freestanding or use with low credenza

Prices for Steps 1-6.

		MD	MF	MS	TD	TF	TS
FTS10.	20 24	—	\$272	—	—	272	—
	30	—	\$304	—	—	304	—
	36	\$329	341	—	329	341	—
	42	\$363	383	—	363	383	—
	48	\$396	409	—	396	409	—
	54	\$475	489	—	475	489	—
	60	\$527	541	—	527	541	—
	66	—	\$566	—	—	566	—
	72	—	\$591	—	—	591	—
	78	—	\$623	—	—	623	—
	84	—	\$692	—	—	692	—
	90	—	\$713	—	—	713	—
	96	—	\$743	—	—	743	—
	24 24	—	\$272	208	—	272	208
	30	—	\$304	243	—	304	243
	36	\$329	341	280	329	341	280
	42	\$363	383	317	363	383	317
	48	\$401	417	355	401	417	355
	54	\$475	489	427	475	489	427
	60	\$533	549	471	533	549	471
	66	—	\$597	528	—	597	528
	72	—	\$622	552	—	622	552
	78	—	\$646	576	—	646	576
	84	—	\$692	640	—	692	640
	90	—	\$713	647	—	713	647
	96	—	\$743	650	—	743	650

30	24	—	\$298	235	—	298	235
	30	—	\$369	307	—	369	307
	36	\$412	429	364	412	429	364
	42	\$454	467	412	454	467	412
	48	\$476	489	435	476	489	435
	54	\$581	597	528	581	597	528
	60	\$606	622	552	606	622	552
	66	—	\$692	624	—	692	624
	72	—	\$746	678	—	746	678
	78	—	\$798	744	—	798	744
	84	—	\$858	792	—	858	792
	90	—	\$909	823	—	909	823
	96	—	\$947	856	—	947	856
36	60	—	—	\$701	—	—	701
	66	—	—	\$781	—	—	781
	72	—	—	\$854	—	—	854
	78	—	—	\$864	—	—	864
	84	—	—	\$874	—	—	874
	90	—	—	\$932	—	—	932
	96	—	—	\$987	—	—	987
		LD	LF	LS	WD	WF	WS
FTS10.	20 24	—	\$337	—	—	678	—
	30	—	\$375	—	—	738	—
	36	\$407	422	—	780	795	—
	42	\$449	472	—	838	854	—
	48	\$490	506	—	895	911	—
	54	\$587	603	—	1128	1147	—
	60	\$650	668	—	1188	1206	—
	66	—	\$699	—	—	1287	—
	72	—	\$728	—	—	1376	—
	78	—	\$768	—	—	1488	—
	84	—	\$853	—	—	1604	—
	90	—	\$879	—	—	1676	—
	96	—	\$917	—	—	1726	—



Rectangular Surface *continued*

24	24	—	\$337	257	—	703	623
30		—	\$375	299	—	791	710
36		\$407	422	346	856	870	795
42		\$449	472	391	915	931	869
48		\$495	514	438	971	987	929
54		\$587	603	527	1160	1180	1104
60		\$659	678	582	1265	1282	1206
66		—	\$737	651	—	1338	1261
72		—	\$767	681	—	1398	1319
78		—	\$797	710	—	1488	1422
84		—	\$853	788	—	1604	1488
90		—	\$879	799	—	1676	1548
96		—	\$917	802	—	1726	1610
30	24	—	\$368	291	—	781	702
30		—	\$456	380	—	931	869
36		\$509	529	450	971	987	929
42		\$559	576	509	1030	1046	986
48		\$588	603	536	1120	1137	1068
54		\$717	737	651	1322	1338	1261
60		\$748	767	681	1436	1468	1382
66		—	\$853	769	—	1645	1560
72		—	\$920	837	—	1763	1679
78		—	\$985	918	—	1871	1807
84		—	\$1059	977	—	1979	1913
90		—	\$1121	1015	—	2077	1985
96		—	\$1169	1056	—	2173	2056
36	60	—	—	\$864	—	—	1695
66		—	—	\$963	—	—	1918
72		—	—	\$1054	—	—	2071
78		—	—	\$1066	—	—	2130
84		—	—	\$1078	—	—	2185
90		—	—	\$1149	—	—	2306
96		—	—	\$1219	—	—	2422

		PD	PF	PS	UD	UF	US
FTS10.	20 24	—	\$388	—	—	337	—
	30	—	\$435	—	—	375	—
	36	\$524	491	—	407	422	—
	42	\$562	540	—	449	472	—
	48	\$598	596	—	490	506	—
	54	\$754	702	—	587	603	—
	60	\$794	782	—	650	668	—
	66	—	\$848	—	—	699	—
	72	—	\$885	—	—	728	—
	78	—	\$922	—	—	768	—
	84	—	\$990	—	—	853	—
	90	—	\$1016	—	—	879	—
	96	—	\$1059	—	—	917	—
24	24	—	\$388	307	—	337	257
	30	—	\$435	357	—	375	299
	36	\$569	491	414	407	422	346
	42	\$609	540	462	449	472	391
	48	\$647	596	514	495	514	438
	54	\$778	702	622	587	603	527
	60	\$843	782	707	659	678	582
	66	—	\$875	795	—	737	651
	72	—	\$937	853	—	767	681
	78	—	\$973	889	—	797	710
	84	—	\$1010	926	—	853	788
	90	—	\$1048	965	—	879	799
	96	—	\$1085	1002	—	917	802
30	24	—	\$425	345	—	368	291
	30	—	\$530	450	—	456	380
	36	\$647	611	534	509	529	450
	42	\$685	689	611	559	576	509
	48	\$739	739	675	588	603	536
	54	\$881	898	816	717	737	651
	60	\$946	937	853	748	767	681
	66	—	\$985	919	—	853	769
	72	—	\$1067	1000	—	920	837
	78	—	\$1138	1070	—	985	918
	84	—	\$1226	1159	—	1059	977
	90	—	\$1295	1229	—	1121	1015
	96	—	\$1355	1290	—	1169	1056
36	60	—	—	\$1084	—	—	864
	66	—	—	\$1158	—	—	963
	72	—	—	\$1258	—	—	1054
	78	—	—	\$1310	—	—	1066
	84	—	—	\$1362	—	—	1078
	90	—	—	\$1441	—	—	1149
	96	—	—	\$1525	—	—	1219

Canvas Office Landscape® Work Surfaces

Rectangular Surface *continued*

Canvas Office Landscape® Work Surfaces

		AD	AF	AS
FTS10.	20 24	—	\$434	—
	30	—	\$473	—
	36	\$503	520	—
	42	\$547	568	—
	48	\$601	618	—
	54	\$700	716	—
	60	\$763	779	—
	66	—	\$809	—
	72	—	\$839	—
	78	—	\$895	—
	84	—	\$981	—
	90	—	\$1009	—
	96	—	\$1045	—
	24 24	—	\$434	353
	30	—	\$473	398
	36	\$503	520	444
	42	\$547	568	490
	48	\$609	627	551
	54	\$700	716	640
	60	\$770	793	693
	66	—	\$850	764
	72	—	\$879	795
	78	—	\$922	838
	84	—	\$981	917
	90	—	\$1009	926
	96	—	\$1045	929
	30 24	—	\$465	388
	30	—	\$554	476
	36	\$607	627	548
	42	\$658	673	607
	48	\$701	716	651
	54	\$833	850	764
	60	\$861	879	795
	66	—	\$968	881
	72	—	\$1034	950
	78	—	\$1111	1046
	84	—	\$1188	1105
	90	—	\$1247	1143
	96	—	\$1298	1185
	36 60	—	—	\$977
	66	—	—	\$1078
	72	—	—	\$1167
	78	—	—	\$1193
	84	—	—	\$1205
	90	—	—	\$1277
	96	—	—	\$1346

		LD	LF	LS	WD	WF	WS
FTT10.	24 24	—	\$451	373	—	899	814
	30	—	\$507	431	—	1014	927
	36	\$616	573	497	1208	1120	1037
	42	\$657	635	561	1317	1235	1151
	48	\$698	698	621	1409	1323	1240
	54	\$865	816	743	1606	1521	1436
	60	\$907	918	841	1791	1706	1623
	66	—	\$966	883	—	1901	1817
	72	—	\$1005	921	—	2036	1952
	78	—	\$1046	978	—	2147	2065
	84	—	\$1154	1091	—	2236	2153
	90	—	\$1189	1124	—	2320	2238
	96	—	\$1239	1177	—	2409	2326
	30 24	—	\$494	421	—	1000	918
	30	—	\$621	545	—	1221	1137
	36	\$698	713	641	1439	1368	1287
	42	\$770	752	689	1525	1513	1430
	48	\$852	794	728	1612	1628	1565
	54	\$991	966	883	1957	1929	1845
	60	\$1089	1024	958	2045	2063	1979
	66	—	\$1154	1088	—	2147	2065
	72	—	\$1245	1182	—	2269	2197
	78	—	\$1331	1266	—	2409	2339
	84	—	\$1433	1367	—	2547	2476
	90	—	\$1512	1447	—	2669	2600
	96	—	\$1585	1523	—	2795	2724
	36 60	—	—	\$1166	—	—	2514
	66	—	—	\$1210	—	—	2600
	72	—	—	\$1262	—	—	2706
	78	—	—	\$1316	—	—	2824
	84	—	—	\$1367	—	—	2940
	90	—	—	\$1447	—	—	3093
	96	—	—	\$1529	—	—	3244

Rectangular Surface *continued*

		PD	PF	PS	UD	UF	US
FTT10.	24 24	—	\$415	337	—	—	—
	30	—	\$464	387	—	—	—
	36	\$604	525	446	—	—	—
	42	\$657	581	502	—	—	—
	48	\$719	637	561	—	—	—
	54	\$828	747	671	—	—	—
	60	\$916	838	757	—	—	—
	66	—	\$933	854	—	—	—
	72	—	\$1004	926	—	—	—
	78	—	\$1094	1016	—	—	—
	84	—	\$1219	1138	—	—	—
	90	—	\$1249	1174	—	—	—
	96	—	\$1306	1229	—	—	—
	30 24	—	\$452	372	—	—	—
	30	—	\$569	491	—	—	—
	36	\$733	652	576	—	—	—
	42	\$817	741	660	—	—	—
	48	\$903	826	746	—	—	—
	54	\$1050	974	894	—	—	—
	60	\$1155	1075	998	—	—	—
	66	—	\$1211	1131	—	—	—
	72	—	\$1310	1233	—	—	—
	78	—	\$1398	1325	—	—	—
	84	—	\$1490	1409	—	—	—
	90	—	\$1542	1461	—	—	—
	96	—	\$1594	1512	—	—	—
	36 60	—	—	\$1243	—	—	—
	66	—	—	\$1419	—	—	—
	72	—	—	\$1548	—	—	—
	78	—	—	\$1612	—	—	—
	84	—	—	\$1676	—	—	—
	90	—	—	\$1776	—	—	—
	96	—	—	\$1834	—	—	—

		AD	AF	AS
FTT10.	24 24	—	\$545	468
	30	—	\$601	526
	36	\$711	667	592
	42	\$751	728	655
	48	\$807	807	728
	54	\$977	925	852
	60	\$1016	1027	951
	66	—	\$1074	991
	72	—	\$1115	1030
	78	—	\$1169	1100
	84	—	\$1276	1215
	90	—	\$1312	1247
	96	—	\$1362	1300
	30 24	—	\$591	513
	30	—	\$714	640
	36	\$793	808	738
	42	\$863	847	783
	48	\$959	902	838
	54	\$1100	1074	991
	60	\$1198	1131	1068
	66	—	\$1262	1196
	72	—	\$1353	1291
	78	—	\$1454	1391
	84	—	\$1555	1490
	90	—	\$1636	1570
	96	—	\$1709	1646
	36 60	—	—	\$1276
	66	—	—	\$1320
	72	—	—	\$1370
	78	—	—	\$1439
	84	—	—	\$1490
	90	—	—	\$1570
	96	—	—	\$1652

# Rectangular Surface *continued*

Canvas Office Landscape® Work Surfaces

		PD	PF	PS	UD	UF	US
FTE10.	24 24	—	\$428	347	—	—	—
	30	—	\$484	400	—	—	—
	36	\$624	541	461	—	—	—
	42	\$681	599	515	—	—	—
	48	\$743	661	581	—	—	—
	54	\$854	773	691	—	—	—
	60	\$947	868	785	—	—	—
	66	—	\$967	885	—	—	—
	72	—	\$1036	957	—	—	—
	78	—	\$1131	1053	—	—	—
	84	—	\$1258	1177	—	—	—
	90	—	\$1292	1215	—	—	—
	96	—	\$1347	1267	—	—	—
	30 24	—	\$468	390	—	—	—
	30	—	\$591	507	—	—	—
	36	\$757	676	596	—	—	—
	42	\$844	765	683	—	—	—
	48	\$933	852	772	—	—	—
	54	\$1087	1005	921	—	—	—
	60	\$1195	1116	1033	—	—	—
	66	—	\$1254	1174	—	—	—
	72	—	\$1353	1273	—	—	—
	78	—	\$1438	1356	—	—	—
	84	—	\$1490	1409	—	—	—
	90	—	\$1542	1461	—	—	—
	96	—	\$1594	1512	—	—	—
	36 60	—	—	\$1288	—	—	—
	66	—	—	\$1469	—	—	—
	72	—	—	\$1603	—	—	—
	78	—	—	\$1666	—	—	—
	84	—	—	\$1730	—	—	—
	90	—	—	\$1783	—	—	—
	96	—	—	\$1834	—	—	—

## Step 7.

### Top Finish

For high-pressure laminate top/thermoplastic edge (L), high-pressure laminate top/thermoplastic edge with MicrobeCare™ (A), or high-pressure laminate/universal edge (U)

125	natural maple (CP)	+\$0
126	natural cherry (CP)	+\$0
127	walnut (CP)	+\$0
139	light ash (CP)	+\$0
140	warm ash (CP)	+\$0
UBK	ultra black (CP)	+\$0
8Q	folkstone grey (CP)	+\$0
91	white (CP)	+\$0
98	studio white (CP)	+\$0
CL	cool grey neutral	+\$0
HF	inner tone light <span style="border: 1px solid black; padding: 0 2px;">A</span>	+\$0
LU	soft white	+\$0
WL	warm stone (CP)	+\$0
WN	warm grey neutral	+\$0
76	light brown walnut	+\$0
HP	light anigre	+\$0
LBA	clear on ash (CP)	+\$0
LBR	phantom ecru	+\$0
LBS	phantom cocoa	+\$0
LBU	medium matte walnut (CP)	+\$0
LBV	warm grey teak	+\$0
LBB	oak on ash (CP)	+\$0
LBC	walnut on ash (CP)	+\$0
LBF	neutral twill	+\$0
LBJ	graphite twill	+\$0
LBQ	white twill	+\$0

## Rectangular Surface *continued*

### Top Finish

*For thermally-fused laminate top/thermoplastic edge (M) or thermally-fused laminate top/universal edge (T)*

<b>125</b>	natural maple (CP)	+\$0
<b>126</b>	natural cherry (CP)	+\$0
<b>127</b>	walnut (CP)	+\$0
<b>139</b>	light ash (CP)	+\$0
<b>140</b>	warm ash (CP)	+\$0
<b>8Q</b>	folkstone grey (CP)	+\$0
<b>91</b>	white (CP)	+\$0
<b>98</b>	studio white (CP)	+\$0
<b>LBA</b>	clear on ash (CP)	+\$0
<b>LBB</b>	oak on ash (CP)	+\$0
<b>LBC</b>	walnut on ash (CP)	+\$0
<b>LBF</b>	neutral twill	+\$0
<b>LBQ</b>	white twill	+\$0
<b>LBU</b>	medium matte walnut (CP) <span style="border: 1px solid black; padding: 0 2px;">A</span>	+\$0

### Top/Edge Finish: Wood Veneer

*For veneer top/veneer edge (W)*

<b>2U</b>	light brown walnut <span style="border: 1px solid black; padding: 0 2px;">A</span>	+\$85
<b>40</b>	dark brown walnut <span style="border: 1px solid black; padding: 0 2px;">A</span>	+\$85
<b>CHD</b>	noble cherry <span style="border: 1px solid black; padding: 0 2px;">A</span>	+\$85
<b>ET</b>	clear on ash <span style="border: 1px solid black; padding: 0 2px;">A</span>	+\$85
<b>EU</b>	oak on ash <span style="border: 1px solid black; padding: 0 2px;">A</span>	+\$85
<b>EV</b>	walnut on ash <span style="border: 1px solid black; padding: 0 2px;">A</span>	+\$85
<b>EW</b>	medium matte walnut <span style="border: 1px solid black; padding: 0 2px;">A</span>	+\$85
<b>UL</b>	natural maple <span style="border: 1px solid black; padding: 0 2px;">A</span>	+\$85
<b>WHN</b>	natural white oak <span style="border: 1px solid black; padding: 0 2px;">A</span>	+\$85

### Top/Edge Finish: Opaque Formcoat®

*For painted Formcoat® top/edge (P)*

<b>8Q</b>	folkstone grey (CP)	+\$0
<b>91</b>	white (CP)	+\$0
<b>LU</b>	soft white	+\$0

### Step 8. Edge Finish

*For thermally-fused laminate top/thermoplastic edge (M), high-pressure laminate top/thermoplastic edge (L), or high-pressure laminate top/thermoplastic edge with MicrobeCare™ (A)*

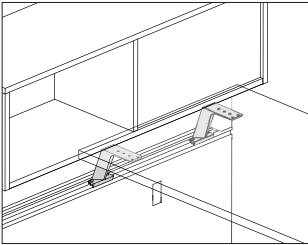
<b>125</b>	natural maple (CP)	+\$0
<b>126</b>	natural cherry (CP)	+\$0
<b>127</b>	walnut (CP)	+\$0
<b>139</b>	light ash (CP)	+\$0
<b>140</b>	warm ash (CP)	+\$0
<b>G1</b>	graphite (CP)	+\$0
<b>UBK</b>	ultra black (CP)	+\$0
<b>76</b>	light brown walnut	+\$0
<b>8Q</b>	folkstone grey (CP)	+\$0
<b>91</b>	white (CP)	+\$0
<b>98</b>	studio white (CP)	+\$0
<b>CL</b>	cool grey neutral	+\$0
<b>LBA</b>	clear on ash (CP)	+\$0
<b>LBR</b>	phantom ecru	+\$0
<b>LBS</b>	phantom cocoa	+\$0
<b>LBU</b>	medium matte walnut (CP)	+\$0
<b>LBV</b>	warm grey teak	+\$0
<b>LBB</b>	oak on ash (CP)	+\$0
<b>LBC</b>	walnut on ash (CP)	+\$0
<b>LBF</b>	neutral twill	+\$0
<b>LBJ</b>	graphite twill	+\$0
<b>LBQ</b>	white twill	+\$0
<b>WL</b>	warm stone (CP)	+\$0
<b>WN</b>	warm grey neutral	+\$0
<b>HF</b>	inner tone light	+\$0
<b>HP</b>	light anigre	+\$0
<b>LU</b>	soft white	+\$0

*For thermally-fused laminate top/universal edge (T) or high-pressure laminate/universal edge (U)*

<b>PLY</b>	plywood edge <span style="border: 1px solid black; padding: 0 2px;">A</span>	+\$50
------------	--	-------

Dock to Surface Tethers

FD290.



Product Information

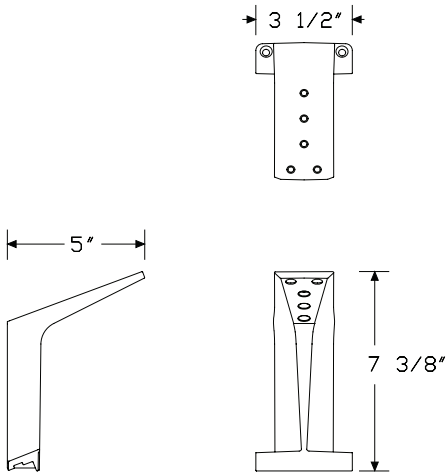
Description

This bracket supports and attaches a work surface to the dock and positions the surface at 28½" high. Surfaces can be placed parallel or perpendicular to the dock. Includes 1 tether and attachment hardware.

Notes

For surfaces up to and including 48" wide, 2 tethers are required.  
For surfaces 54" wide and wider, 3 tethers are required.  
Dock to surface tethers are always used in conjunction with floor supports such as the universal post leg (FT2B2., FD2B2.), ordered separately.

Dimensions



Specification Information

Step 1.

FD290. A \$167

Step 2. Surface Finish

Metallic Paint

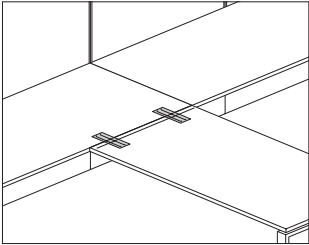
613	silver (CP)	<span>A</span>	+\$0
SNA	satin aluminum		+\$10
SNB	satin bronze		+\$10
SNC	satin carbon		+\$10

Sand Texture Paint

UBK	ultra black (CP)	<span>A</span>	+\$0
8Q	folkstone grey (CP)		+\$0
91	white (CP)		+\$0
98	studio white (CP)		+\$0
BK	black		+\$0
G1	graphite (CP)		+\$0
WL	warm stone (CP)		+\$0

Surface Ganging Bracket

FT29B.



Product Information

Description

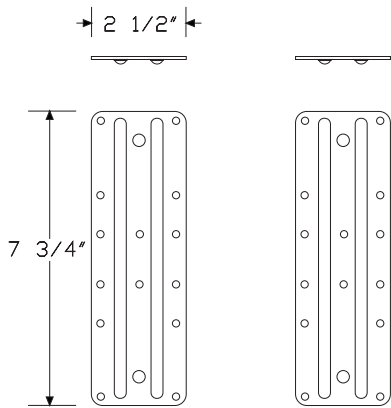
This bracket connects one side of a square-edge surface to another square-edge surface in line or at a right angle.

Notes

For freestanding surface applications, when attaching 2 rectangular surfaces perpendicular to each other or when attaching a rectangular surface perpendicular to the squared-edge portion of a rectangular transition surface specify the pair version (FT29B.2).

When attaching freestanding surfaces next to each other in a straight line with a shared leg supporting the back portion of the surfaces, specify the single version (FT29B.1).

Dimensions



Specification Information

Step 1.

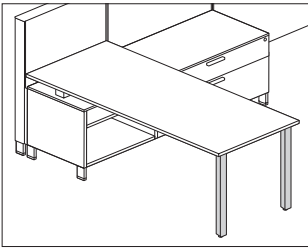
FT29B.

Step 2. Type

1	single
2	pair

Prices for Steps 1-2.

FT29B. 1	\$37
2	\$63



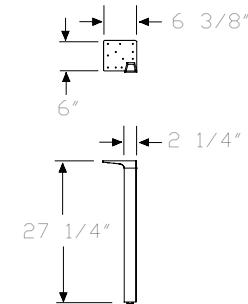
Product Information

Description

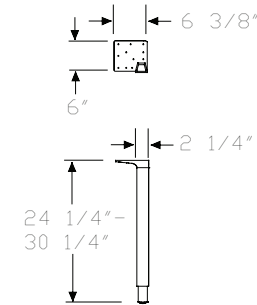
This leg is available as a single leg to support 1 corner of a surface, or as a pair to support 1 end of a surface. The fixed-height leg has a 2" leveling range, allowing a surface height of 28½"-30½". The adjustable-height leg is adjustable over a 6" range, allowing a surface height of 25½"-31½". Attachment hardware included.

Dimensions

Fixed Height



Adjustable Height



Specification Information

Step 1.

FT2B2.

Step 2. Leg Type

- F fixed height
- A adjustable height

Step 3. Position

- L left-hand, single leg
- R right-hand, single leg
- P left-hand & right-hand, pair

Prices for Steps 1-3.

	L	R	P
FT2B2. F	\$566	566	1121
A	\$604	604	1203

Step 4. Leg Body Finish

Sand Texture Paint

For left-hand, single leg (L) or right-hand, single leg (R)

UBK	ultra black (CP)	+\$0
8Q	folkstone grey (CP)	+\$0
91	white (CP)	+\$0
98	studio white (CP)	+\$0
BK	black	+\$0
G1	graphite (CP)	+\$0
WL	warm stone (CP)	+\$0

Metallic Paint

For left-hand, single leg (L) or right-hand, single leg (R)

613	silver (CP)	+\$0
-----	-------------	------

Sand Texture Paint

For left-hand & right-hand, pair (P)

UBK	ultra black (CP)	A	+\$0
8Q	folkstone grey (CP)	A	+\$0
91	white (CP)	A	+\$0
98	studio white (CP)	A	+\$0
BK	black	A	+\$0
G1	graphite (CP)	A	+\$0
WL	warm stone (CP)	A	+\$0



## Universal Post Leg *continued*

### Metallic Paint

*For left-hand & right-hand, pair (P)*

<b>613</b>	silver (CP)	+\$0
<b>SNA</b>	satin aluminum	+\$10
<b>SNB</b>	satin bronze	+\$10
<b>SNC</b>	satin carbon	+\$10

### Step 5. Leg Face Finish

#### Sand Texture Paint

*For left-hand, single leg (L) or right-hand, single leg (R)*

<b>BK</b>	black	+\$0
<b>UBK</b>	ultra black (CP)	+\$0

#### Smooth Paint

*For left-hand, single leg (L) or right-hand, single leg (R)*

<b>G1</b>	graphite (CP)	+\$0
<b>8Q</b>	folkstone grey (CP)	+\$0
<b>91</b>	white (CP)	+\$0
<b>98</b>	studio white (CP)	+\$0
<b>WL</b>	warm stone (CP)	+\$0

### Metallic Paint

*For left-hand, single leg (L) or right-hand, single leg (R)*

<b>613</b>	silver (CP)	+\$0
------------	-------------	------

### Anodized

*For left-hand, single leg (L) or right-hand, single leg (R)*

<b>AN</b>	clear anodized aluminum	+\$10
-----------	-------------------------	-------

#### Sand Texture Paint

*For left-hand & right-hand, pair (P)*

<b>BK</b>	black	+\$0
<b>UBK</b>	ultra black (CP)	+\$0

#### Smooth Paint

*For left-hand & right-hand, pair (P)*

<b>G1</b>	graphite (CP)	+\$0
<b>8Q</b>	folkstone grey (CP)	+\$0
<b>91</b>	white (CP)	+\$0
<b>98</b>	studio white (CP)	+\$0
<b>WL</b>	warm stone (CP)	+\$0

### Metallic Paint

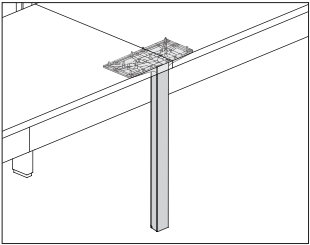
*For left-hand & right-hand, pair (P)*

<b>613</b>	silver (CP)	+\$0
<b>SNA</b>	satin aluminum	+\$10
<b>SNB</b>	satin bronze	+\$10
<b>SNC</b>	satin carbon	+\$10

### Anodized

*For left-hand & right-hand, pair (P)*

<b>AN</b>	clear anodized aluminum	+\$20
-----------	-------------------------	-------



Product Information
Description
This single leg supports the front corner edges of 2 adjacent surfaces. It has 2" of leveling adjustment. Attachment hardware included.
Dimensions

Specification Information
Step 1.
FD2B2. <input type="checkbox"/>

Step 2. Leg Type
F fixed height
Step 3. Position
S shared, single leg

Prices for Steps 1-3.
FD2B2. F

Step 4. Leg Body Finish
-------------------------

Metallic Paint		
613	silver (CP) <input type="checkbox"/>	+\$0
SNA	satin aluminum	+\$10
SNB	satin bronze	+\$10
SNC	satin carbon	+\$10

Sand Texture Paint		
91	white (CP)	+\$0
BK	black	+\$0
G1	graphite (CP)	+\$0
UBK	ultra black (CP) <input type="checkbox"/>	+\$0

Step 5. Leg Face Finish
-------------------------

Sand Texture Paint		
BK	black	+\$0
UBK	ultra black (CP) <input type="checkbox"/>	+\$0

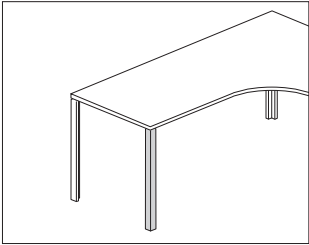
Smooth Paint		
8Q	folkstone grey (CP)	+\$0
91	white (CP)	+\$0
98	studio white (CP)	+\$0
G1	graphite (CP) <input type="checkbox"/>	+\$0
WL	warm stone (CP)	+\$0

Metallic Paint		
613	silver (CP) <input type="checkbox"/>	+\$0

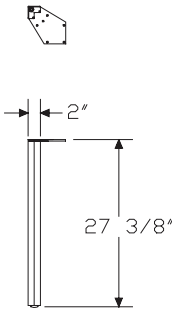
Anodized		
AN	clear anodized aluminum	+\$10

Support Leg, Post

FV689.

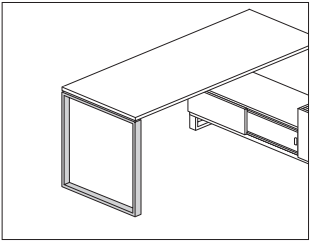


Product Information
Description
This single painted leg supports a desk or return and includes a glide with 1½" leveling range. Specify 2 legs to support one end of a surface. Attachment hardware included.
Dimensions



Specification Information
Step 1.
FV689.P
\$241
Step 2. Surface Finish
Sand Texture Paint
UBK ultra black (CP)
8Q folkstone grey (CP)
91 white (CP)
98 studio white (CP)
BK black
CL cool grey neutral
G1 graphite (CP)
WL warm stone (CP)
WN warm grey neutral
Metallic Paint
611 beige mist metallic (CP)
613 silver (CP)
EH metallic bronze
SNA satin aluminum
SNB satin bronze
SNC satin carbon

Canvas Office Landscape® Supports and Hardware



Product Information

Description

This individual leg supports 1 end of a surface or joins 2 surfaces end-to-end, providing shared support at the surface joint. It has leveling glides with 1½" of adjustment. Attachment hardware included.

Notes

When leg is supporting the end of a squared- or eased-edge surface, depth of support leg must match depth of surface. Support leg does not work with thin-edge surfaces in this position.

When leg is supporting the joint between 2 surfaces, specify leg as follows:

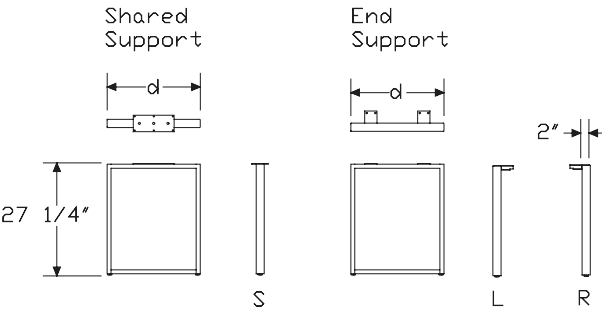
Surface Depth—Leg Depth

24" deep surface—12" deep leg

30" deep surface—24" deep leg

36" deep surface—24" deep leg

Dimensions



Specification Information

Step 1.

FV2D2.

Step 2. Surface Edge Type

S for squared edge surface

Step 3. Depth

2A 12" deep, shared

2B 24" deep, shared

24 24" deep

30 30" deep

36 36" deep

Step 4. Leg Type

F fixed height

Step 5. Position

For 12" deep, shared (2A) or 24" deep, shared (2B)

S shared

For 24" deep (24), 30" deep (30), or 36" deep (36)

L left

R right

Prices for Steps 1-5.

		FL	FS	FR
FV2D2.	S 2A	—	\$322	—
	2B	—	\$492	—
	24	\$492	—	492
	30	\$509	—	509
	36	\$520	—	520

Step 6. Surface Finish

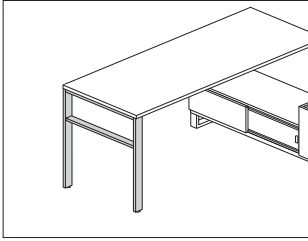
Sand Texture Paint

UBK	ultra black (CP)	+\$0
8Q	folkstone grey (CP)	+\$0
91	white (CP)	+\$0
98	studio white (CP)	+\$0
BK	black	+\$0
CL	cool grey neutral	+\$0
G1	graphite (CP)	+\$0
WL	warm stone (CP)	+\$0
WN	warm grey neutral	+\$0

## Square Open Support Leg *continued*

Metallic Paint		
<b>611</b>	beige mist metallic (CP)	+\$0
<b>613</b>	silver (CP)	+\$0
<b>EH</b>	metallic bronze	+\$0
<b>SNA</b>	satin aluminum	+\$10
<b>SNB</b>	satin bronze	+\$10
<b>SNC</b>	satin carbon	+\$10

# Open Support Leg, Architectural Foot FV2A2.



## Product Information

### Description

This individual leg supports 1 end of a surface or joins 2 surfaces end-to-end, providing shared support at the surface joint. The fixed height leg has a 2" leveling range allowing a surface height of 28½"-30½". The adjustable height leg has a 6" adjustment range in 1" increments allowing a surface height of 25½"-31½". Attachment hardware included.

### Notes

When leg is supporting the end of a surface, depth of support leg must match depth of surface.

When leg is supporting the joint between 2 surfaces, specify leg as follows:

Surface Depth—Leg Depth

24" deep surface—12" deep leg

30" deep surface—24" deep leg

36" deep surface—24" deep leg

See planning guide for support rules.

### Dimensions

Shared  
Support



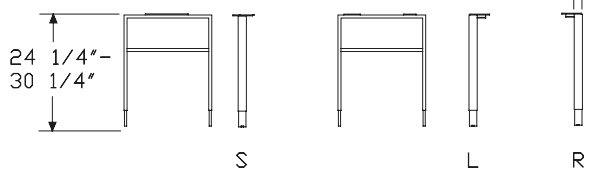
End  
Support



Fixed Height



Adjustable Height



## Specification Information

### Step 1.

**FV2A2.**

### Step 2. Depth

<b>2A</b>	12" deep, shared
<b>2B</b>	24" deep, shared
<b>24</b>	24" deep
<b>30</b>	30" deep
<b>36</b>	36" deep

### Step 3. Leg Type

<b>F</b>	fixed height
<b>A</b>	adjustable height

### Step 4. Position

*For 12" deep, shared (2A) or 24" deep, shared (2B)*

<b>S</b>	shared
----------	--------

*For 24" deep (24), 30" deep (30), or 36" deep (36)*

<b>L</b>	left
<b>R</b>	right

### Prices for Steps 1-4.

		<b>L</b>	<b>S</b>	<b>R</b>
<b>FV2A2. 2A</b>	<b>F</b>	—	\$393	—
	<b>A</b>	—	\$517	—
<b>2B</b>	<b>F</b>	—	\$641	—
	<b>A</b>	—	\$765	—
<b>24</b>	<b>F</b>	\$641	—	641
	<b>A</b>	\$765	—	765
<b>30</b>	<b>F</b>	\$672	—	672
	<b>A</b>	\$800	—	800
<b>36</b>	<b>F</b>	\$706	—	706
	<b>A</b>	\$834	—	834

## Open Support Leg, Architectural Foot

*continued*

### Step 5. Surface Finish

#### Sand Texture Paint

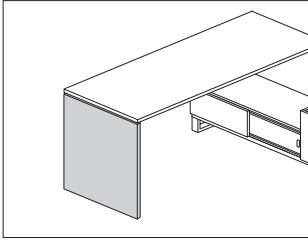
<b>UBK</b>	ultra black (CP)	+\$0
<b>8Q</b>	folkstone grey (CP)	+\$0
<b>91</b>	white (CP)	+\$0
<b>98</b>	studio white (CP)	+\$0
<b>BK</b>	black	+\$0
<b>CL</b>	cool grey neutral	+\$0
<b>G1</b>	graphite (CP)	+\$0
<b>WL</b>	warm stone (CP)	+\$0
<b>WN</b>	warm grey neutral	+\$0

#### Metallic Paint

<b>611</b>	beige mist metallic (CP)	+\$0
<b>613</b>	silver (CP)	+\$0
<b>SNA</b>	satin aluminum	+\$10
<b>SNB</b>	satin bronze	+\$10
<b>SNC</b>	satin carbon	+\$10
<b>EH</b>	metallic bronze	+\$0

## Closed Support Leg

FV2E2.



## Product Information

## Description

This individual solid panel leg supports 1 end of a surface or joins 2 surfaces end-to-end, providing shared support at the surface joint. It is available as laminate or veneer and has leveling glides with 1½" of adjustment. Attachment hardware included.

## Notes

For additional product options, see Vary Easy Program in Appendices.

Grain direction is vertical on wood-grain laminate and veneer.

When leg is supporting the end of a squared- or eased-edge surface, depth of support leg must match depth of surface. Support leg does not work with thin-edge surfaces in this position.

When leg is supporting the joint between 2 surfaces, specify leg as follows:

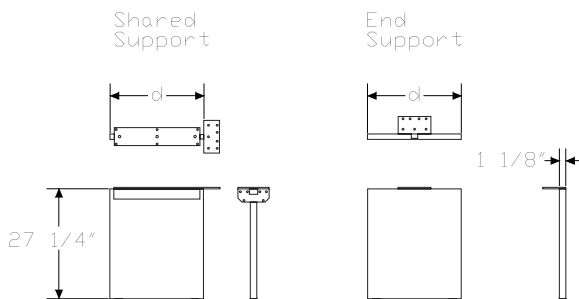
Surface Depth—Leg Depth

24" deep surface—12" deep leg

30" deep surface—24" deep leg

36" deep surface—24" deep leg

## Dimensions



## Specification Information

## Step 1.

**FV2E2.**

## Step 2. Surface Edge Type

**S** for squared edge surface

## Step 3. Depth

**2A** 12" deep, shared

**2B** 24" deep, shared

**24** 24" deep

**30** 30" deep

**36** 36" deep

## Step 4. Leg Type

**F** fixed height

## Step 5. Surface Material

**H** high-pressure laminate with thermoplastic edge **A**

**L** thermally-fused laminate with thermoplastic edge

**W** veneer **A**

## Prices for Steps 1-5.

		FH	FL	FW
FV2E2. S	2A	\$325	259	669
	2B	\$530	424	877
	24	\$530	424	877
	30	\$540	433	903
	36	\$552	440	1182

## Step 6. Surface Finish

## Solid-Color Laminate

*For thermally-fused laminate with thermoplastic edge (L)*

<b>8Q</b>	folkstone grey (CP)	+\$0
<b>91</b>	white (CP)	+\$0
<b>98</b>	studio white (CP)	+\$0
<b>CL</b>	cool grey neutral	+\$0
<b>LU</b>	soft white	+\$0
<b>WL</b>	warm stone (CP)	+\$0
<b>WN</b>	warm grey neutral	+\$0

## Twill Laminate

*For thermally-fused laminate with thermoplastic edge (L)*

<b>LBF</b>	neutral twill	+\$0
<b>LBJ</b>	graphite twill	+\$0
<b>LBQ</b>	white twill	+\$0



## Wood-Grain Laminate

## For thermally-fused laminate with thermoplastic edge (L)

<b>125</b>	natural maple (CP)	+\$0
<b>126</b>	natural cherry (CP)	+\$0
<b>127</b>	walnut (CP)	+\$0
<b>139</b>	light ash (CP)	+\$0
<b>140</b>	warm ash (CP)	+\$0
<b>HP</b>	light anigre	+\$0
<b>LBA</b>	clear on ash (CP)	+\$0
<b>LBR</b>	phantom ecru	+\$0
<b>LBS</b>	phantom cocoa	+\$0
<b>LBU</b>	medium matte walnut (CP)	+\$0
<b>LBV</b>	warm grey teak	+\$0
<b>LBB</b>	oak on ash (CP)	+\$0
<b>LBC</b>	walnut on ash (CP)	+\$0
<b>76</b>	light brown walnut	+\$0

## For high-pressure laminate with thermoplastic edge (H)

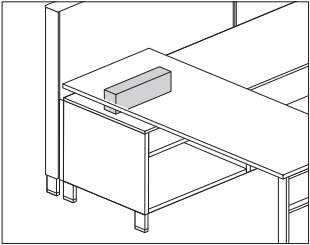
<b>125</b>	natural maple (CP) <input type="checkbox"/>	+\$0
<b>126</b>	natural cherry (CP) <input type="checkbox"/>	+\$0
<b>127</b>	walnut (CP) <input type="checkbox"/>	+\$0
<b>139</b>	light ash (CP) <input type="checkbox"/>	+\$0
<b>140</b>	warm ash (CP) <input type="checkbox"/>	+\$0
<b>76</b>	light brown walnut	+\$0
<b>8Q</b>	folkstone grey (CP)	+\$0
<b>91</b>	white (CP)	+\$0
<b>98</b>	studio white (CP)	+\$0
<b>CL</b>	cool grey neutral	+\$0
<b>HF</b>	inner tone light	+\$0
<b>HP</b>	light anigre	+\$0
<b>LBA</b>	clear on ash (CP)	+\$0
<b>LBB</b>	oak on ash (CP)	+\$0
<b>LBC</b>	walnut on ash (CP)	+\$0
<b>LBF</b>	neutral twill	+\$0
<b>LBJ</b>	graphite twill	+\$0
<b>LBQ</b>	white twill	+\$0
<b>LBR</b>	phantom ecru <input type="checkbox"/>	+\$0
<b>LBS</b>	phantom cocoa <input type="checkbox"/>	+\$0
<b>LBU</b>	medium matte walnut (CP) <input type="checkbox"/>	+\$0
<b>LBV</b>	warm grey teak <input type="checkbox"/>	+\$0
<b>LT</b>	light tone	+\$0
<b>LU</b>	soft white	+\$0
<b>UBK</b>	ultra black (CP) <input type="checkbox"/>	+\$0
<b>WL</b>	warm stone (CP)	+\$0
<b>WN</b>	warm grey neutral	+\$0

## Wood Veneer

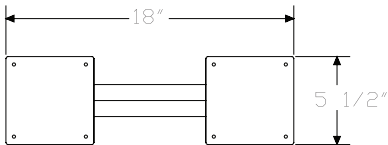
## For veneer (W)

<b>CHD</b>	noble cherry	+\$85
<b>2U</b>	light brown walnut <input type="checkbox"/>	+\$85
<b>40</b>	dark brown walnut <input type="checkbox"/>	+\$85
<b>EW</b>	medium matte walnut <input type="checkbox"/>	+\$85
<b>ET</b>	clear on ash <input type="checkbox"/>	+\$85
<b>EU</b>	oak on ash <input type="checkbox"/>	+\$85
<b>EV</b>	walnut on ash <input type="checkbox"/>	+\$85
<b>UL</b>	natural maple <input type="checkbox"/>	+\$85

Surface Support, Low Credenza, Fixed Height FT298.



Product Information
<b>Description</b> This support allows a low credenza to support 1 end of a surface and places the surface at 28½" high. Attachment hardware included.
<b>Notes</b> Support heights are: • 5⅛" high for storage type (M) • 6⅞" high for storage type (S)
<b>Dimensions</b>



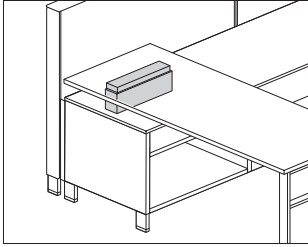
Specification Information
<b>Step 1.</b> <b>FT298.</b>
<b>Step 2. Storage Type</b> <b>M</b> for use with thin top low credenza with 4" high foot <b>S</b> for use with thin top low credenza with 2¼" high base
<b>Prices for Steps 1-2.</b>
<b>FT298. M</b> \$281 <b>S</b> \$281
<b>Step 3. Surface Finish</b>

Sand Texture Paint
<b>91</b> white (CP) <input type="checkbox"/> A +\$0 <b>CL</b> cool grey neutral <input type="checkbox"/> A +\$0 <b>G1</b> graphite (CP) <input type="checkbox"/> A +\$0 <b>UBK</b> ultra black (CP) <input type="checkbox"/> A +\$0 <b>WN</b> warm grey neutral <input type="checkbox"/> A +\$0 <b>8Q</b> folkstone grey (CP) <input type="checkbox"/> A +\$0 <b>98</b> studio white (CP) <input type="checkbox"/> A +\$0 <b>WL</b> warm stone (CP) <input type="checkbox"/> A +\$0

Metallic Paint
<b>611</b> beige mist metallic (CP) +\$0 <b>613</b> silver (CP) +\$0 <b>EH</b> metallic bronze +\$0 <b>SNA</b> satin aluminum +\$10 <b>SNB</b> satin bronze +\$10 <b>SNC</b> satin carbon +\$10

# Surface Support, Low Credenza, Adjustable Height

FT299.



## Product Information

### Description

This height-adjustable support allows a low credenza to support 1 end of a surface, and provides 3" of height adjustment for the surface. Attachment hardware included.

### Notes

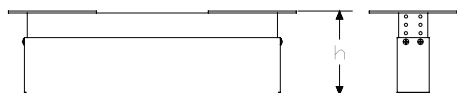
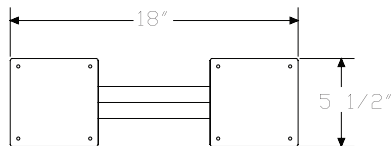
In lowest position, the height of supports is as follows:

- 3 $\frac{5}{8}$ " high for storage type (M)
- 5 $\frac{5}{8}$ " high for storage type (S)

When used with low credenza with  $\frac{3}{8}$ " thin top, surface adjustment height range is 27" - 30".

When used with low credenza with  $\frac{1}{4}$ " thick top, surface adjustment height range is 27 $\frac{5}{8}$ " - 30 $\frac{5}{8}$ ".

### Dimensions



## Specification Information

### Step 1.

**FT299.**

### Step 2. Storage Type

- M** for use with low credenza with 4" high foot  
**S** for use with low credenza with 2 $\frac{1}{4}$ " high base

### Prices for Steps 1-2.

<b>FT299. M</b>	\$467
<b>S</b>	\$467

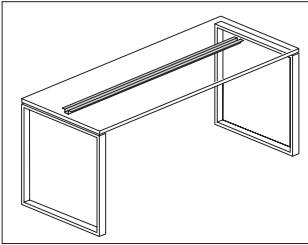
### Step 3. Surface Finish

#### Sand Texture Paint

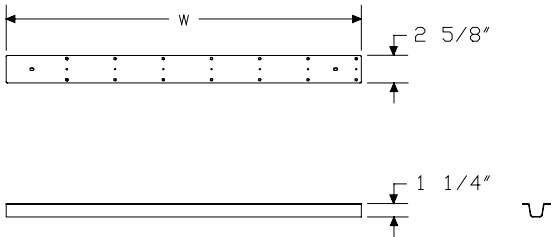
<b>UBK</b>	ultra black (CP)	+\$0
<b>8Q</b>	folkstone grey (CP)	+\$0
<b>91</b>	white (CP)	+\$0
<b>98</b>	studio white (CP)	+\$0
<b>CL</b>	cool grey neutral	+\$0
<b>G1</b>	graphite (CP)	+\$0
<b>WL</b>	warm stone (CP)	+\$0
<b>WN</b>	warm grey neutral	+\$0

#### Metallic Paint

<b>611</b>	beige mist metallic (CP)	+\$0
<b>613</b>	silver (CP)	+\$0
<b>EH</b>	metallic bronze	+\$0
<b>SNA</b>	satin aluminum	+\$10
<b>SNB</b>	satin bronze	+\$10
<b>SNC</b>	satin carbon	+\$10



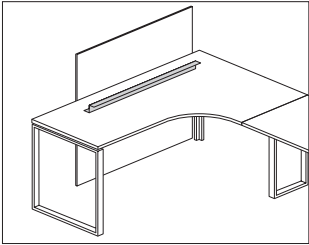
Product Information
Description
This stiffener is used to add additional stiffness to a Canvas freestanding surface, Canvas or Ethospace® surface-attached surface, peninsula or any frame-attached surface when a center cantilever cannot be used. Attachment hardware included.
Notes
Canvas and Ethospace laminate or veneer surfaces 54" wide or wider and painted formcoat surfaces 48" wide or wider that cannot use a center cantilever require stiffener(s).
See Canvas Office Landscape® Planning Guide or Ethospace Work Surface Planning Guide for specific stiffener guidelines.
Stiffener hangs below surface and is 1¼" high.
Dimensions



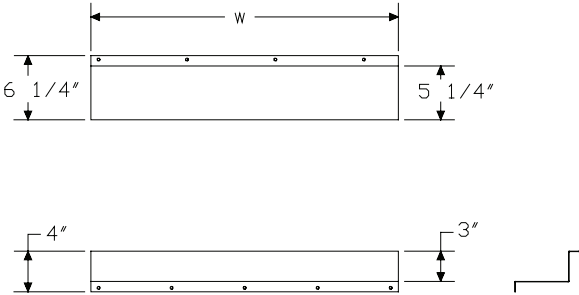
Specification Information
Step 1.
FV696.
Step 2. Width
34 337⁄8" wide
39 38⁵⁄₈" wide
43 43¼" wide
48 48" wide
57 57¾" wide
62 62⅛" wide
67 66¾" wide
71 71½" wide
81 807⁄₈" wide
Prices for Steps 1-2.
FV696. 34 \$101
39 \$103
43 \$103
48 \$103
57 \$103
62 \$103
67 \$103
71 \$103
81 \$103

Cable Manager

FV695.



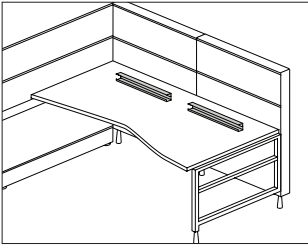
Product Information
Description
This cable manager attaches beneath a surface to provide routing of cables and cords at the back edge of a desk or return. Attachment hardware included.
Notes
When using cable manager with privacy panel or screen, specify cable manager width 12" less than privacy panel or screen width.
Dimensions



Specification Information
Step 1.
FV695.
Step 2. Width
18 18" wide
24 24" wide
30 30" wide
36 36" wide
42 42" wide
48 48" wide
Prices for Steps 1-2.
FV695. 18 \$110
24 \$116
30 \$126
36 \$134
42 \$145
48 \$158
Step 3. Surface Finish
Sand Texture Paint
UBK ultra black (CP) +\$0
8Q folkstone grey (CP) +\$0
91 white (CP) +\$0
98 studio white (CP) +\$0
BK black +\$0
CL cool grey neutral +\$0
G1 graphite (CP) +\$0
WL warm stone (CP) +\$0
WN warm grey neutral +\$0
Metallic Paint
611 beige mist metallic (CP) +\$0
613 silver (CP) +\$0
EH metallic bronze +\$0
SNA satin aluminum +\$10
SNB satin bronze +\$10
SNC satin carbon +\$10

Cable Management Trough

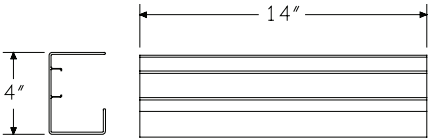
FT199.



Product Information
Description
This trough attaches along the underside of a Canvas surface to hold and manage power/data cables. It includes two 14"-wide troughs. Finish is black. Attachment hardware is included.
Dimensions

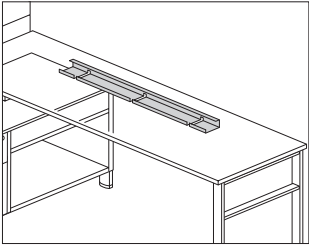
Specification Information
Step 1.
FT199.
\$102

Canvas Office Landscape® Cable Management

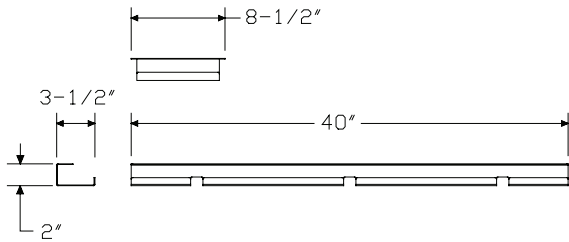


Cable Management Channel

FT19C.



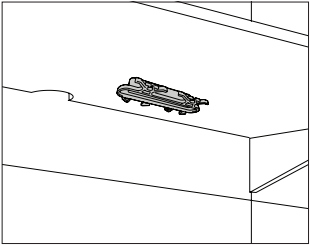
Product Information
Description
This channel attaches to the underside of a surface to hold and manage cords and cables. Attachment hardware included.
Dimensions



Specification Information
Step 1.
FT19C. <span>A</span>
Step 2. Width
08 8" wide <span>A</span>
40 40" wide <span>A</span>
Prices for Steps 1-2.
FT19C. 08 \$62
40 \$110

Cord Cleat

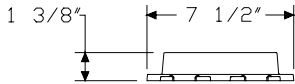
G1331.



Product Information
Description
This cleat attaches to the underside of a work surface or table to manage cords and cables. Finish is cool grey neutral. Package contains 2.
Dimensions

Specification Information
Step 1.
G1331.
\$35

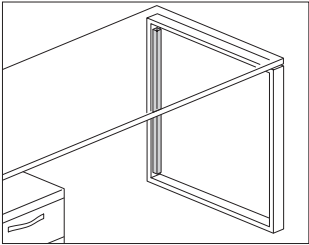
Canvas Office Landscape® Cable Management





Vertical Cable Manager

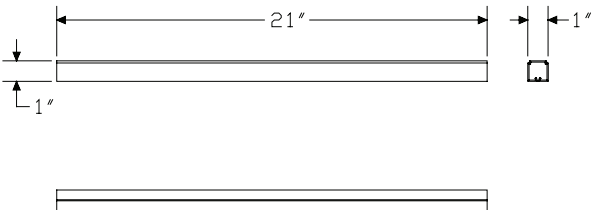
FV698.



Product Information

**Description**  
This plastic cable manager adheres with double-sided tape to a desk leg to route cords and cables from the floor to the surface. Package of 6.

Dimensions



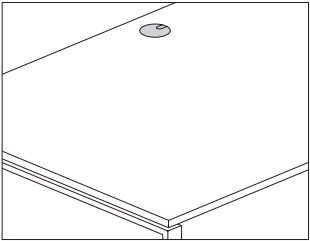
Specification Information

**Step 1.**  
**FV698.21** \$100

Step 2. Surface Finish

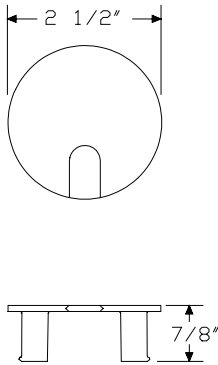
<b>G1</b>	graphite (CP)	+\$0
<b>UBK</b>	ultra black (CP)	+\$0
<b>3G</b>	brownstone	+\$0
<b>8Q</b>	folkstone grey (CP)	+\$0
<b>91</b>	white (CP)	+\$0
<b>98</b>	studio white (CP)	+\$0
<b>BK</b>	black	+\$0
<b>CL</b>	cool grey neutral	+\$0
<b>WL</b>	warm stone (CP)	+\$0
<b>WN</b>	warm grey neutral	+\$0

Canvas Office Landscape® Cable Management



Product Information
Description
This grommet kit allows cords and cables to be routed through a surface. Includes a template for proper placement. Package of 6.
Notes
Grommet kit requires field-drilling of surface.
Dimensions

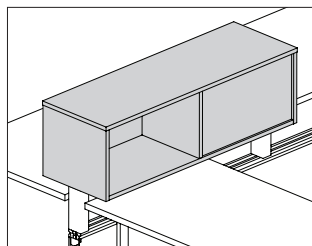
Specification Information		
Step 1.		
FV982.		\$56
Step 2. Grommet Finish		
G1	graphite (CP)	+\$0
UBK	ultra black (CP)	+\$0
3G	brownstone	+\$0
8Q	folkstone grey (CP)	+\$0
91	white (CP)	+\$0
98	studio white (CP)	+\$0
BK	black	+\$0
CL	cool grey neutral	+\$0
LU	soft white	+\$0
MT	medium tone	+\$0
WL	warm stone (CP)	+\$0
WN	warm grey neutral	+\$0



Canvas Office Landscape® Cable Management

# Storage Cabinet, Dock Mounted, Open

FD415.



## Product Information

### Description

This cabinet has a laminate or veneer surface and mounts to the top rail of a Canvas dock to provide storage on 1 or both sides.

### Notes

Double-sided (D) provides storage access on both sides of the cabinet, allowing half of the storage to be accessed from each side of the dock wall.

Single-sided (S) provides storage access on 1 side only.

Order stanchion support for center mount (FD417.) or offset mount (FD419.) separately.

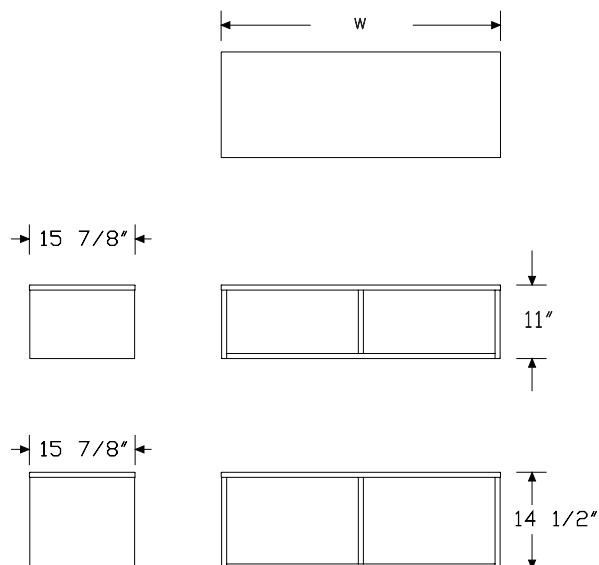
Order optional accessories separately:

- Marker board (FT492.)
- Tackboard (FT491.)

To create a perpendicular application, order perpendicular upper storage stanchion support (FD418.) and storage support leg (FD295.) separately.

Storage unit must be specified as center mount (FD415.xxxxC) attachment.

### Dimensions



## Specification Information

### Step 1.

**FD415.** A

### Step 2. Height

**11** 11" high

**15** 15" high

### Step 3. Width

**36** 36" wide

**42** 42" wide

**48** 48" wide

**60** 60" wide

**72** 72" wide

### Step 4. Attachment

**C** center mount

**F** offset

### Step 5. Storage Type

#### For center mount (C)

**D** double-sided

**S** single-sided

#### For offset (F)

**S** single-sided

### Step 6. Position

#### For double-sided (D)

**L** opening left

**R** opening right

#### For single-sided (S)

**S** opening left and right

### Step 7. Surface Material

**L** thermally-fused laminate

### Prices for Steps 1-7.

			CDLL	CDRL	CSSL	FSSL
<b>FD415.</b>	<b>11</b>	<b>36</b>	\$1318	1318	1318	1318
		<b>42</b>	\$1434	1434	1434	1434
		<b>48</b>	\$1547	1547	1547	1547
		<b>60</b>	\$1722	1722	1722	1722
		<b>72</b>	\$1896	1896	1896	1896

Storage Cabinet, Dock Mounted,  
Open *continued*

<b>15 36</b>	<b>\$1377</b>	<b>1377</b>	<b>1377</b>	<b>1377</b>
<b>42</b>	<b>\$1516</b>	<b>1516</b>	<b>1516</b>	<b>1516</b>
<b>48</b>	<b>\$1653</b>	<b>1653</b>	<b>1653</b>	<b>1653</b>
<b>60</b>	<b>\$1855</b>	<b>1855</b>	<b>1855</b>	<b>1855</b>
<b>72</b>	<b>\$2061</b>	<b>2061</b>	<b>2061</b>	<b>2061</b>

Step 8. Top/Edge Finish

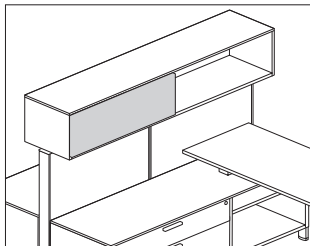
Solid-Color Laminate

<b>8Q</b>	folkstone grey (CP)	<b>+\$0</b>
<b>91</b>	white (CP)	<b>+\$0</b>
<b>98</b>	studio white (CP)	<b>+\$0</b>
<b>CL</b>	cool grey neutral	<b>+\$0</b>
<b>LU</b>	soft white	<b>+\$0</b>
<b>WL</b>	warm stone (CP)	<b>+\$0</b>
<b>WN</b>	warm grey neutral	<b>+\$0</b>
<b>LBF</b>	neutral twill	<b>+\$0</b>
<b>LBJ</b>	graphite twill	<b>+\$0</b>
<b>LBQ</b>	white twill	<b>+\$0</b>

Wood-Grain Laminate

<b>125</b>	natural maple (CP) <input type="checkbox"/>	<b>+\$0</b>
<b>126</b>	natural cherry (CP) <input type="checkbox"/>	<b>+\$0</b>
<b>127</b>	walnut (CP) <input type="checkbox"/>	<b>+\$0</b>
<b>139</b>	light ash (CP) <input type="checkbox"/>	<b>+\$0</b>
<b>140</b>	warm ash (CP) <input type="checkbox"/>	<b>+\$0</b>
<b>76</b>	light brown walnut	<b>+\$0</b>
<b>HP</b>	light anigre	<b>+\$0</b>
<b>LBA</b>	clear on ash (CP)	<b>+\$0</b>
<b>LBR</b>	phantom ecru	<b>+\$0</b>
<b>LBS</b>	phantom cocoa	<b>+\$0</b>
<b>LBU</b>	medium matte walnut (CP)	<b>+\$0</b>
<b>LBV</b>	warm grey teak	<b>+\$0</b>
<b>LBB</b>	oak on ash (CP)	<b>+\$0</b>
<b>LBC</b>	walnut on ash (CP)	<b>+\$0</b>

# Tackboard, Storage Cabinet, Frame FT491. Top Mounted



## Product Information

### Description

This tackboard attaches to 1 side of a double-sided frame top mounted storage cabinet to provide a tackable surface. Attachment hardware included.

### Notes

Specify tackboard width  $\frac{1}{2}$  the width of the storage cabinet.

Attaches to back of unit or to interior of open storage cabinet (FT415.).

Tackboard accepts Customer's Own Material (COM). Yardage is estimated for directional, 54"-wide fabrics.

For tackable fabric option (T)

Width—Yardage

All widths—.61

For tackable fabric, horizontal (R)

Width—Yardage

18—.72

21—.80

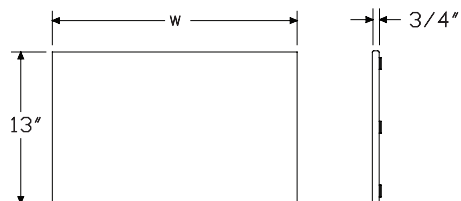
24—.88

30—1.05

36—1.22

For information on multiple quantities or nondirectional fabrics, contact COM Department. See Order Information in Appendices.

### Dimensions



## Specification Information

### Step 1.

FT491.

### Step 2. Width

36	16 $\frac{3}{4}$ " for 36"-wide cabinet	<input type="text"/>
42	19 $\frac{3}{4}$ " for 42"-wide cabinet	<input type="text"/>
48	22 $\frac{3}{4}$ " for 48"-wide cabinet	<input type="text"/>
60	28 $\frac{3}{4}$ " for 60"-wide cabinet	<input type="text"/>
72	34 $\frac{3}{4}$ " for 72"-wide cabinet	<input type="text"/>
84	20" for 84"-wide cabinet	<input type="text"/>
96	23" for 96"-wide cabinet	<input type="text"/>

### Step 3. Surface Material

T	tackable fabric	<input type="text"/>
R	tackable fabric, horizontal	<input type="text"/>

### Prices for Steps 1-3.

		T	R
FT491.	36	\$187	191
	42	\$213	219
	48	\$237	244
	60	\$276	282
	72	\$315	324
	84	\$213	219
	96	\$237	244

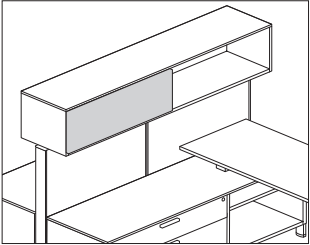
### Step 4. Surface Finish

See application chart and textiles list for fabric usage and numbers. First 2 digits of number indicate fabric line; remaining digit(s) indicate fabric color.

Price Category 1	+\$0
Price Category 2	+\$23
Price Category 3	+\$40
Price Category 5	+\$124
Price Category B	+\$44
Price Category C	+\$61
Price Category D	+\$77

Markerboard, Storage Cabinet, Frame  
Top Mounted

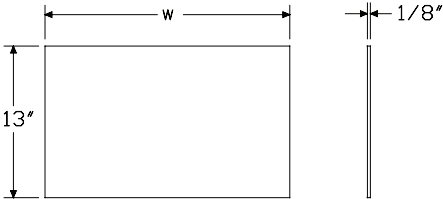
FT492.



Product Information
<b>Description</b> This marker board attaches to 1 side of a double-sided frame top mounted storage cabinet to provide a writing surface for dry-erase markers. Attachment hardware included.
<b>Notes</b> Specify marker board width $\frac{1}{2}$ the width of the storage cabinet. Attaches to back of storage unit (FT415.).
<b>Dimensions</b>

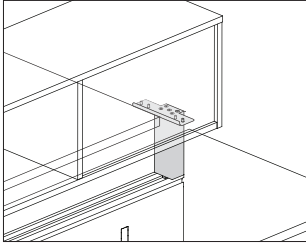
Specification Information
<b>Step 1.</b> <b>FT492.</b> <span>A</span>
<b>Step 2. Width</b>
<b>36</b> 16 $\frac{3}{4}$ " for 36"-wide cabinet <span>A</span>
<b>42</b> 19 $\frac{3}{4}$ " for 42" -wide cabinet <span>A</span>
<b>48</b> 22 $\frac{3}{4}$ " for 48" -wide cabinet <span>A</span>
<b>60</b> 28 $\frac{3}{4}$ " for 60" -wide cabinet <span>A</span>
<b>72</b> 34 $\frac{3}{4}$ " for 72" -wide cabinet <span>A</span>
<b>84</b> 20" for 84" -wide cabinet <span>A</span>
<b>96</b> 23" for 96" -wide cabinet <span>A</span>

Prices for Steps 1-2.	
FT492. 36	\$176
42	\$183
48	\$191
60	\$214
72	\$233
84	\$183
96	\$191



# Upper Storage Stanchion - Center Mount

FD417.



## Product Information

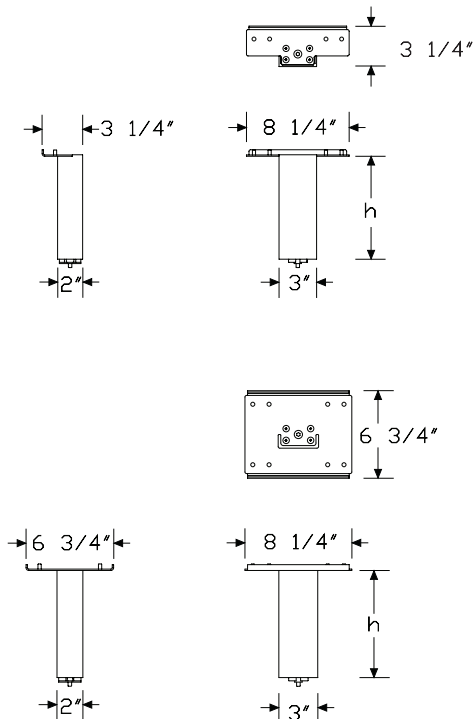
### Description

This painted metal stanchion attaches 1 end of a dock mounted storage cabinet to the dock top rail in a center mounting position. It can be attached anywhere along the top rail. Package contains 1 stanchion. Attachment hardware included.

### Notes

Specify shared stanchion (T) to support 2 adjacent cabinet ends.  
Order single-sided or double-sided dock mounted storage cabinet (FD415.) separately.

### Dimensions



## Specification Information

### Step 1.

FD417. ☐ A

### Step 2. Attachment

D dock

### Step 3. Height

09 9" high  
16 16" high  
20 20" high

### Step 4. Grouping/Quantity

S single  
T shared

### Prices for Steps 1-4.

		S	T
FD417. D	09	\$405	405
	16	\$417	417
	20	\$432	432

### Step 5. Surface Finish

#### Sand Texture Paint

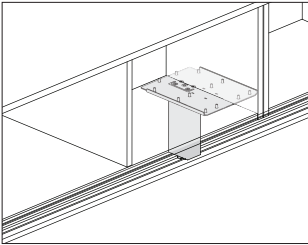
UBK	ultra black (CP)	<input type="checkbox"/> A	+\$0
8Q	folkstone grey (CP)		+\$0
91	white (CP)		+\$0
98	studio white (CP)		+\$0
BK	black		+\$0
CL	cool grey neutral		+\$0
G1	graphite (CP)		+\$0
WL	warm stone (CP)		+\$0
WN	warm grey neutral		+\$0

#### Metallic Paint

611	beige mist metallic (CP)	<input type="checkbox"/> A	+\$0
613	silver (CP)	<input type="checkbox"/> A	+\$0
EH	metallic bronze		+\$0
SNA	satin aluminum		+\$10
SNB	satin bronze		+\$10
SNC	satin carbon		+\$10

# Upper Storage Stanchion - Offset Mount

## FD419.



**Product Information**

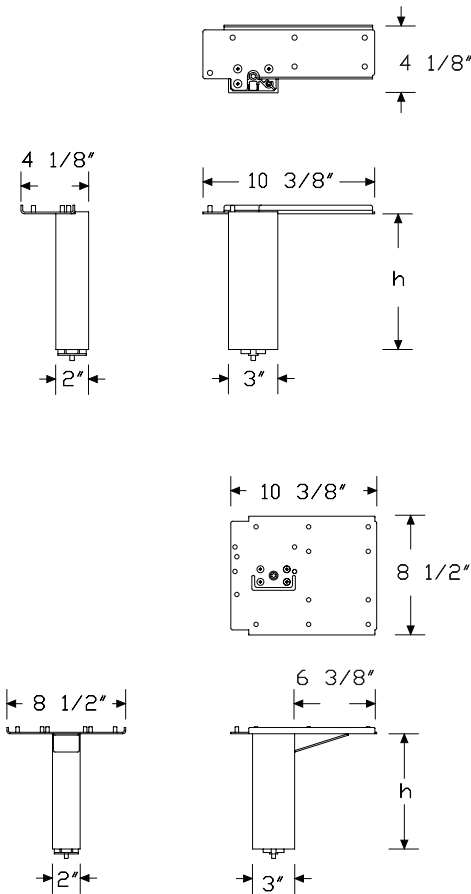
**Description**

This painted metal stanchion attaches 1 end of a dock mounted storage cabinet to the dock top rail in an offset mounting position. It can be attached anywhere along the top rail, and is handed. Package contains 1 stanchion. Attachment hardware included.

**Notes**

Specify single-shared stanchion (T) to support 2 adjacent cabinet ends.  
Order single-sided or double-sided dock mounted storage cabinet (FD415.) separately.

### Dimensions



### Specification Information

**Step 1.**

**FD419.** A

**Step 2. Attachment**

**D** dock

**Step 3. Height**

**09** 9" high

**16** 16" high

**20** 20" high

**Step 4. Grouping/Quantity**

**L** single left

**R** single right

**T** single - shared

**Prices for Steps 1-4.**

		L	R	T
FD419. D	09	\$401	401	413
	16	\$414	414	426
	20	\$428	428	439

**Step 5. Surface Finish**

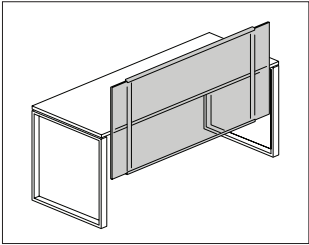
**Sand Texture Paint**

<b>UBK</b>	ultra black (CP)	<span style="border: 1px solid black; padding: 0 2px;">A</span>	+\$0
<b>8Q</b>	folkstone grey (CP)		+\$0
<b>91</b>	white (CP)		+\$0
<b>98</b>	studio white (CP)		+\$0
<b>BK</b>	black		+\$0
<b>CL</b>	cool grey neutral		+\$0
<b>G1</b>	graphite (CP)		+\$0
<b>WL</b>	warm stone (CP)		+\$0
<b>WN</b>	warm grey neutral		+\$0

**Metallic Paint**

<b>611</b>	beige mist metallic (CP)	<span style="border: 1px solid black; padding: 0 2px;">A</span>	+\$0
<b>613</b>	silver (CP)	<span style="border: 1px solid black; padding: 0 2px;">A</span>	+\$0
<b>EH</b>	metallic bronze		+\$0
<b>SNA</b>	satin aluminum		+\$10
<b>SNB</b>	satin bronze		+\$10
<b>SNC</b>	satin carbon		+\$10



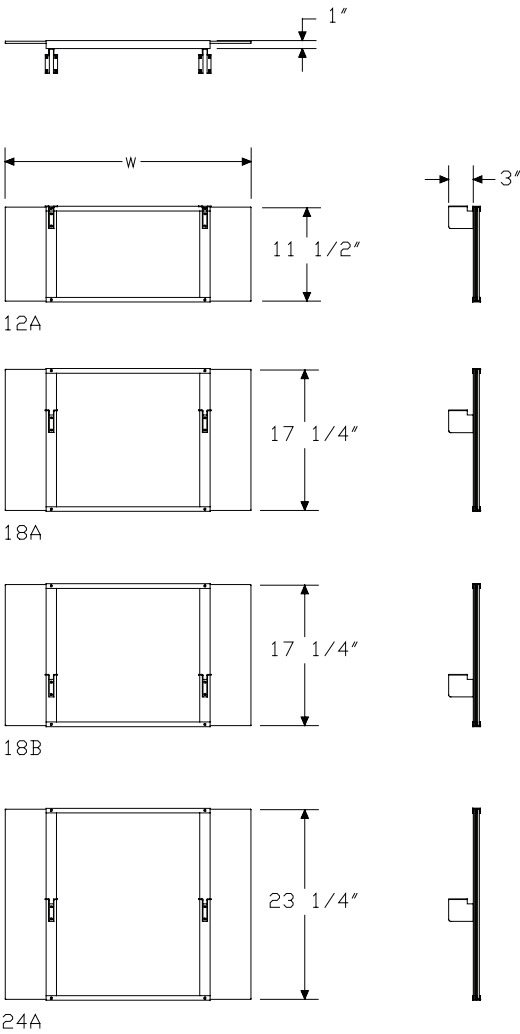


Product Information

**Description**  
This screen attaches to a desk or return. It has a 1"-thick frame with a 1/4"-thick translucent or painted surface. Attachment hardware included.

**Notes**  
When attaching the 12"-high screen to a basic desk or return, specify screen width 6" less than surface width.  
When attaching a screen of any height to a single pedestal desk or pedestal return, specify screen width 18" less than surface width. When attaching to a double pedestal desk, specify screen width 30" less than surface width.  
When attached to surface, there is a 1 1/2" gap between the back edge and the screen.  
For translucent plastic (A) surface material, screen frame finish is metallic silver (MS). For painted (P) surface material, screen frame finish will match bracket finish (Step 6).  
For cable management between screen and back edge of surface, specify cable manager (FV695.) separately.

Dimensions



## Specification Information

## Step 1.

FV694.

## Step 2. Surface Material

A translucent plastic

P painted

## Step 3. Height

*For painted (P)*

12A 12" below work surface

*For translucent plastic (A)*

12A 12" below work surface

18A 6" above/12" below work surface

18B 12" above/6" below work surface

24A 12" above/12" below work surface

## Step 4. Width

*For 12" below work surface (12A)*

30 30" wide

36 36" wide

42 42" wide

48 48" wide

54 54" wide

60 60" wide

66 66" wide

72 72" wide

*For 6" above/12" below work surface (18A), 12" above/6" below work surface (18B), or 12" above/12" below work surface (24A)*

30 30" wide

36 36" wide

42 42" wide

48 48" wide

54 54" wide

## Prices for Steps 1-4.

		30	36	42	48	54	60
FV694.	A 12A	\$1012	1055	1096	1133	1177	1216
	18A	\$1066	1109	1152	1193	1234	—
	18B	\$1066	1109	1152	1193	1234	—
	24A	\$1216	1267	1312	1363	1410	—
	P 12A	\$924	958	993	1035	1069	1105

66 72

FV694.	A 12A	\$1257	1295
	P 12A	\$1141	1178

## Step 5. Surface Finish

## Sand Texture Paint

*For painted (P)*

UBK ultra black (CP) +\$0

8Q folkstone grey (CP) +\$0

91 white (CP) +\$0

98 studio white (CP) +\$0

BK black +\$0

CL cool grey neutral +\$0

G1 graphite (CP) +\$0

WL warm stone (CP) +\$0

WN warm grey neutral +\$0

## Metallic Paint

*For painted (P)*

611 beige mist metallic (CP) +\$0

613 silver (CP) +\$0

EH metallic bronze +\$0

SNA satin aluminum +\$10

SNB satin bronze +\$10

SNC satin carbon +\$10

## Translucent Plastic

*For translucent plastic (A)*

J9 opal frosted +\$0

## Step 6. Bracket Finish

UBK ultra black (CP) +\$0

8Q folkstone grey (CP) +\$0

91 white (CP) +\$0

98 studio white (CP) +\$0

BK black +\$0

CL cool grey neutral +\$0

G1 graphite (CP) +\$0

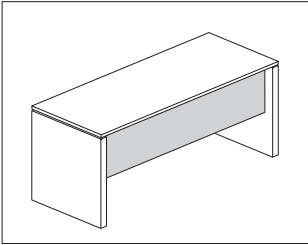
WL warm stone (CP) +\$0

WN warm grey neutral +\$0

Metallic Paint		
<b>611</b>	beige mist metallic (CP)	+\$0
<b>613</b>	silver (CP)	+\$0
<b>EH</b>	metallic bronze	+\$0
<b>SNA</b>	satin aluminum	+\$10
<b>SNB</b>	satin bronze	+\$10
<b>SNC</b>	satin carbon	+\$10

Modesty Panel

FV697.



Product Information

Description

This modesty panel attaches to a closed-leg rectangular or concave rectangular desk to provide partial- or full-height enclosure below the surface and increase stability. The panel can be mounted inset from the back edge of the desk, or flush with the back edge for knee clearance. Available in laminate or veneer. Attachment hardware included.

Notes

Modesty panel spans between 2 closed support legs (FV2E2.24, .30, or .36) and attaches to the closed support legs and underside of a surface. It does not work with shared closed support legs.

Grain direction is vertical on veneer and wood-grain laminate panel.

Wood-grain laminate option is only available in 36" - 60" widths.

Dimensions

Half Modesty Panel

Full Modesty Panel

Specification Information

Step 1.

FV697.

Step 2. Width

60	60" wide
66	66" wide
72	72" wide
84	84" wide
96	96" wide

Step 3. Modesty Panel Type

F	full modesty panel
H	half modesty panel

Step 4. Surface Material

H	high-pressure laminate with thermoplastic edge	A
L	thermally-fused laminate with thermoplastic edge	
W	veneer	A

Prices for Steps 1-4.

		H	L	W
FV697.	60 F	\$939	750	1642
	H	\$660	528	922
	66 F	\$1030	824	1798
	H	\$722	578	1022
	72 F	\$1125	900	1968
	H	\$785	629	1123
	84 F	\$1307	1046	2293
	H	\$810	648	1319
	96 F	\$1499	1200	2628
	H	\$881	667	1526

Step 5. Surface Finish

Solid-Color Laminate

For 60" wide (60) with thermally-fused laminate with thermoplastic edge (L)

8Q	folkstone grey (CP)	+\$0
91	white (CP)	+\$0
98	studio white (CP)	+\$0
CL	cool grey neutral	+\$0
LU	soft white	+\$0
WL	warm stone (CP)	+\$0
WN	warm grey neutral	+\$0

## Modesty Panel *continued*

### Twill Laminate

#### For 60" wide (60) with thermally-fused laminate with thermoplastic edge (L)

<b>LBF</b>	neutral twill	+\$0
<b>LBJ</b>	graphite twill	+\$0
<b>LBQ</b>	white twill	+\$0

### Wood-Grain Laminate

#### For 60" wide (60) with thermally-fused laminate with thermoplastic edge (L)

<b>125</b>	natural maple (CP)	+\$0
<b>126</b>	natural cherry (CP)	+\$0
<b>127</b>	walnut (CP)	+\$0
<b>139</b>	light ash (CP)	+\$0
<b>140</b>	warm ash (CP)	+\$0
<b>76</b>	light brown walnut	+\$0
<b>HP</b>	light anigre	+\$0
<b>LBA</b>	clear on ash (CP)	+\$0
<b>LBR</b>	phantom ecru	+\$0
<b>LBS</b>	phantom cocoa	+\$0
<b>LBU</b>	medium matte walnut (CP)	+\$0
<b>LBV</b>	warm grey teak	+\$0
<b>LBB</b>	oak on ash (CP)	+\$0
<b>LBC</b>	walnut on ash (CP)	+\$0





### Solid-Color Laminate

#### For 66" wide (66), 72" wide (72), 84" wide (84), or 96" wide (96) with thermally-fused laminate with thermoplastic edge (L)









<b>8Q</b>	folkstone grey (CP)	+\$0
<b>91</b>	white (CP)	+\$0
<b>98</b>	studio white (CP)	+\$0
<b>CL</b>	cool grey neutral	+\$0
<b>LU</b>	soft white	+\$0
<b>WL</b>	warm stone (CP)	+\$0
<b>WN</b>	warm grey neutral	+\$0

### Wood Veneer

#### For veneer (W)

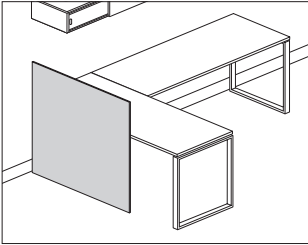
<b>2U</b>	light brown walnut 	+\$50
<b>40</b>	dark brown walnut	+\$50
<b>CHD</b>	noble cherry	+\$50
<b>ET</b>	clear on ash 	+\$50
<b>EU</b>	oak on ash 	+\$50
<b>EV</b>	walnut on ash 	+\$50
<b>EW</b>	medium matte walnut	+\$50
<b>UL</b>	natural maple 	+\$50
<b>WHN</b>	natural white oak	+\$50

#### For 60" wide (60) with high-pressure laminate with thermoplastic edge (H)

<b>125</b>	natural maple (CP) 	+\$0
<b>126</b>	natural cherry (CP) 	+\$0
<b>127</b>	walnut (CP) 	+\$0
<b>139</b>	light ash (CP) 	+\$0
<b>140</b>	warm ash (CP) 	+\$0
<b>76</b>	light brown walnut	+\$0
<b>8Q</b>	folkstone grey (CP)	+\$0
<b>91</b>	white (CP)	+\$0
<b>98</b>	studio white (CP)	+\$0
<b>CL</b>	cool grey neutral	+\$0
<b>HF</b>	inner tone light	+\$0
<b>HP</b>	light anigre	+\$0
<b>LBA</b>	clear on ash (CP)	+\$0
<b>LBB</b>	oak on ash (CP)	+\$0
<b>LBC</b>	walnut on ash (CP)	+\$0
<b>LBF</b>	neutral twill	+\$0
<b>LBJ</b>	graphite twill	+\$0
<b>LBQ</b>	white twill	+\$0
<b>LBR</b>	phantom ecru 	+\$0
<b>LBS</b>	phantom cocoa 	+\$0
<b>LBU</b>	medium matte walnut (CP) 	+\$0
<b>LBV</b>	warm grey teak 	+\$0
<b>LT</b>	light tone	+\$0
<b>LU</b>	soft white	+\$0
<b>UBK</b>	ultra black (CP) 	+\$0
<b>WL</b>	warm stone (CP)	+\$0
<b>WN</b>	warm grey neutral	+\$0

#### For 66" wide (66), 72" wide (72), 84" wide (84), or 96" wide (96) with high-pressure laminate with thermoplastic edge (H)

<b>UBK</b>	ultra black (CP)	+\$0
<b>8Q</b>	folkstone grey (CP)	+\$0
<b>91</b>	white (CP)	+\$0
<b>98</b>	studio white (CP)	+\$0
<b>CL</b>	cool grey neutral	+\$0
<b>HF</b>	inner tone light	+\$0
<b>LT</b>	light tone	+\$0
<b>LU</b>	soft white	+\$0
<b>WL</b>	warm stone (CP)	+\$0
<b>WN</b>	warm grey neutral	+\$0



Product Information

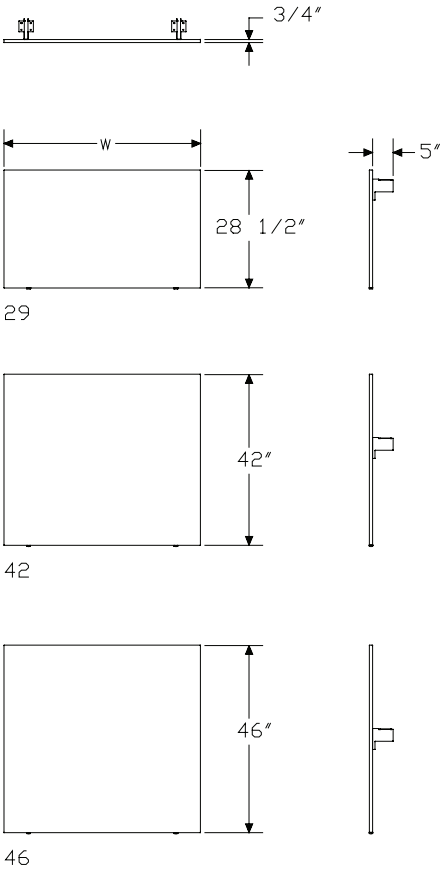
Description

This panel stands on the floor and attaches to a desk or return to provide partial- or full-width privacy. It is 3/4" thick, has a laminate or veneer surface, and includes leveling glides. Attachment hardware included.

Notes

For additional product options, see Vary Easy Program in Appendices.  
Grain direction is vertical on veneer and wood-grain laminate panel.  
29"-high panel provides modesty from the floor to the surface. 42"- and 46"-high panels rise above the surface for visual privacy.  
When attached to surface, there is a 1 1/2" gap between the back edge and the panel.  
Wood-grain laminate option is only available in 33" - 60" widths. Specify 2 panels to match the width of surfaces wider than 60".  
For cable management between privacy panel and back edge of surface, specify cable manager (FV695.) separately.

Dimensions



**Specification Information**

Step 1.

**FV693.**

Step 2. Height

**29** 29" high

**42** 42" high

**46** 46" high

Step 3. Width

For 29" high (29)

**33** 33" wide

**36** 36" wide

**48** 48" wide

**54** 54" wide

**60** 60" wide

**66** 66" wide

**72** 72" wide

**84** 84" wide

For 42" high (42) or 46" high (46)

**48** 48" wide

**54** 54" wide

**60** 60" wide

**72** 72" wide

Step 4. Surface Material

**L** high-pressure laminate

**W** veneer A

Prices for Steps 1-4.

		<b>L</b>	<b>W</b>
<b>FV693. 29</b>	<b>33</b>	\$419	905
	<b>36</b>	\$454	986
	<b>48</b>	\$601	1314
	<b>54</b>	\$674	1473
	<b>60</b>	\$750	1642
	<b>66</b>	\$824	1798
	<b>72</b>	\$900	1968
	<b>84</b>	\$1046	2293
	<b>42 48</b>	\$727	1733
	<b>54</b>	\$816	1948
	<b>60</b>	\$905	2169
	<b>72</b>	\$1087	2602

<b>46 48</b>	\$762	1812
<b>54</b>	\$860	2047
<b>60</b>	\$953	2272
<b>72</b>	\$1139	2720

Step 5. Surface Finish

Solid-Color Laminate

For 33" wide (33), 36" wide (36), 48" wide (48), 54" wide (54), or 60" wide (60)  
with high-pressure laminate (L)

<b>8Q</b>	folkstone grey (CP)	+\$0
<b>91</b>	white (CP)	+\$0
<b>98</b>	studio white (CP)	+\$0
<b>CL</b>	cool grey neutral	+\$0
<b>LU</b>	soft white	+\$0
<b>WL</b>	warm stone (CP)	+\$0
<b>WN</b>	warm grey neutral	+\$0

Twill Laminate

For 33" wide (33), 36" wide (36), 48" wide (48), 54" wide (54), or 60" wide (60)  
with high-pressure laminate (L)

<b>LBF</b>	neutral twill	+\$0
<b>LBJ</b>	graphite twill	+\$0
<b>LBQ</b>	white twill	+\$0

Wood-Grain Laminate

For 33" wide (33), 36" wide (36), 48" wide (48), 54" wide (54), or 60" wide (60)  
with high-pressure laminate (L)

<b>125</b>	natural maple (CP)	+\$0
<b>126</b>	natural cherry (CP)	+\$0
<b>127</b>	walnut (CP)	+\$0
<b>139</b>	light ash (CP)	+\$0
<b>140</b>	warm ash (CP)	+\$0
<b>76</b>	light brown walnut	+\$0
<b>HP</b>	light anigre	+\$0
<b>LBA</b>	clear on ash (CP)	+\$0
<b>LBR</b>	phantom ecru	+\$0
<b>LBS</b>	phantom cocoa	+\$0
<b>LBU</b>	medium matte walnut (CP)	+\$0
<b>LBV</b>	warm grey teak	+\$0
<b>LBB</b>	oak on ash (CP)	+\$0
<b>LBC</b>	walnut on ash (CP)	+\$0

---

Solid-Color Laminate

For 66" wide (66), 72" wide (72), or 84" wide (84) with high-pressure laminate  
(L)

<b>8Q</b>	folkstone grey (CP)	+\$0
<b>91</b>	white (CP)	+\$0
<b>98</b>	studio white (CP)	+\$0
<b>CL</b>	cool grey neutral	+\$0
<b>LU</b>	soft white	+\$0
<b>WL</b>	warm stone (CP)	+\$0
<b>WN</b>	warm grey neutral	+\$0

---

Wood Veneer

For veneer (W)

<b>2U</b>	light brown walnut <span style="border: 1px solid black; padding: 0 2px;">A</span>	+\$85
<b>40</b>	dark brown walnut	+\$85
<b>CHD</b>	noble cherry	+\$85
<b>ET</b>	clear on ash <span style="border: 1px solid black; padding: 0 2px;">A</span>	+\$85
<b>EU</b>	oak on ash <span style="border: 1px solid black; padding: 0 2px;">A</span>	+\$85
<b>EV</b>	walnut on ash <span style="border: 1px solid black; padding: 0 2px;">A</span>	+\$85
<b>EW</b>	medium matte walnut	+\$85
<b>UL</b>	natural maple <span style="border: 1px solid black; padding: 0 2px;">A</span>	+\$85
<b>WHN</b>	natural white oak	+\$85

---

Step 6. Support Finish

---

Metallic Paint

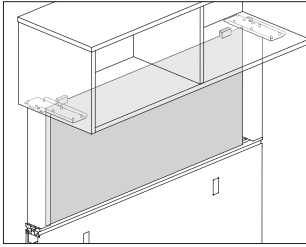
<b>611</b>	beige mist metallic (CP)	+\$0
<b>613</b>	silver (CP)	+\$0
<b>EH</b>	metallic bronze	+\$0
<b>SNA</b>	satin aluminum	+\$10
<b>SNB</b>	satin bronze	+\$10
<b>SNC</b>	satin carbon	+\$10

---

Sand Texture Paint

<b>UBK</b>	ultra black (CP)	+\$0
<b>8Q</b>	folkstone grey (CP)	+\$0
<b>91</b>	white (CP)	+\$0
<b>98</b>	studio white (CP)	+\$0
<b>BK</b>	black	+\$0
<b>CL</b>	cool grey neutral	+\$0
<b>G1</b>	graphite (CP)	+\$0
<b>WL</b>	warm stone (CP)	+\$0
<b>WN</b>	warm grey neutral	+\$0





### Product Information

#### Description

This acrylic infill fits between 2 stanchions below a dock mounted storage cabinet.

#### Notes

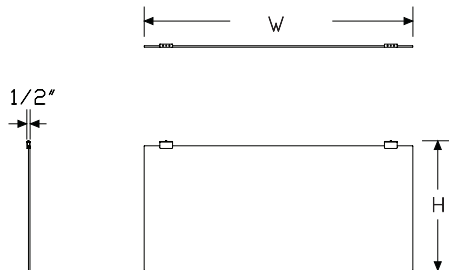
Infill is used between single or shared stanchions.

Specify infill width to match the width of storage cabinet (FD415).

An opening is created between infill and stanchion at each end of infill.

- Single stanchion at each end, openings are  $\frac{3}{4}$ "
- Single stanchion at 1 end and shared stanchion at 1 end, openings are  $1\frac{1}{4}$ "
- Shared stanchion at each end, openings are  $1\frac{3}{4}$ "

#### Dimensions



### Specification Information

#### Step 1.

**FD430.** A

#### Step 2. Type

**A** acrylic

#### Step 3. Height

**16** 16" high for overhead storage at 53" high

**20** 20" high for overhead storage at 57" high

#### Step 4. Width

**36** 36" wide

**42** 42" wide

**48** 48" wide

**60** 60" wide

**72** 72" wide

#### Prices for Steps 1-4.

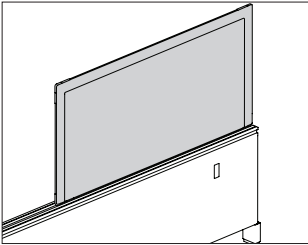
		36	42	48	60	72
<b>FD430. A</b>	<b>16</b>	\$646	677	700	740	809
	<b>20</b>	\$659	686	713	754	821

#### Step 5. Infill Finish

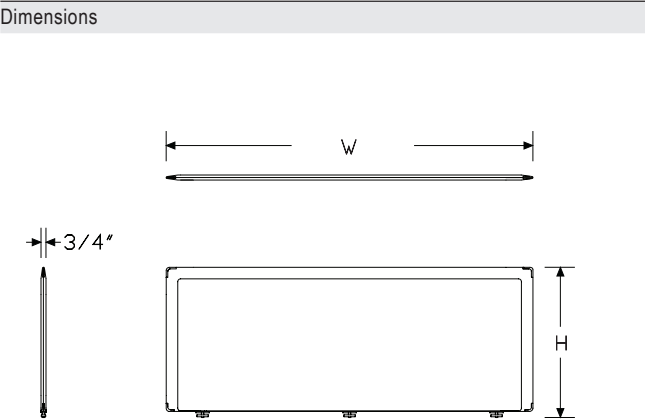
<b>TR</b>	clear					+\$0
<b>J9</b>	opal frosted					+\$50

#### Step 6. Attachment Bracket Finish

<b>613</b>	silver (CP) <span style="border: 1px solid black; padding: 0 2px;">A</span>					+\$0
<b>SNA</b>	satin aluminum					+\$10
<b>SNB</b>	satin bronze					+\$10
<b>SNC</b>	satin carbon					+\$10



Product Information	
Description	
This tackable fabric screen attaches anywhere along the top rail of the 22" high Canvas dock to extend the overall height and to provide boundary with a tackable surface. Attachment hardware included.	
Notes	
Screen accepts Customer's Own Material (COM). Yardage is estimated for nondirectional 54"-wide fabrics.	
For vertical fabric direction (T):	
Height—Yardage	
20—1.58	
24—1.84	
31—2.27	
35—2.53	
For horizontal fabric direction (R), for 20" high and 24" high:	
Width—Yardage	
24—0.95	
36—1.32	
42—1.51	
48—1.71	
60—2.07	
72—2.46	
For horizontal fabric direction (R), for 31" high and 35" high:	
Width—Yardage	
24—1.90	
36—2.66	
42—3.02	
48—3.41	
60—4.17	
72—4.92	
For information on multiple quantities or directional fabrics, contact COM Department. See Order Information in Appendices.	



**Specification Information**
**Step 1.**
**FD115.** A
**Step 2. Type**
**F** fabric

**Step 3. Height**
**20** 20" high (to reach datum of 42"H)

**24** 24" high (to reach datum of 46"H)

**31** 31" high (to reach datum of 53"H)

**35** 35" high (to reach datum of 57"H)

**Step 4. Width**
**24** 24" wide

**36** 36" wide

**42** 42" wide

**48** 48" wide

**60** 60" wide

**72** 72" wide

**Step 5. Surface Material**
*For 24" wide (24), 36" wide (36), 42" wide (42), or 48" wide (48)*
**T** tackable fabric

**R** tackable fabric, horizontal

*For 60" wide (60) or 72" wide (72)*
**R** tackable fabric, horizontal

**Prices for Steps 1-5.**

		<b>24T</b>	<b>24R</b>	<b>36T</b>	<b>36R</b>	<b>42T</b>	<b>42R</b>
<b>FD115. F</b>	<b>20</b>	\$970	970	1098	1098	1227	1227
	<b>24</b>	\$1035	1035	1163	1163	1292	1292
	<b>31</b>	\$1292	1292	1420	1420	1549	1549
	<b>35</b>	\$1420	1420	1549	1549	1678	1678
				<b>48T</b>	<b>48R</b>	<b>60R</b>	<b>72R</b>
<b>FD115. F</b>	<b>20</b>			\$1357	1357	1549	1678
	<b>24</b>			\$1420	1420	1614	1741
	<b>31</b>			\$1678	1678	1870	2000
	<b>35</b>			\$1805	1805	2000	2128

**Step 6. Fabric**
*For 20" high (to reach datum of 42"H) (20) with 24" wide (24)*

Price Category 1 +\$0

Price Category 2 +\$16

Price Category 3 +\$37

Price Category 5 +\$0

Price Category B +\$72

Price Category C +\$98

*For 20" high (to reach datum of 42"H) (20) with 36" wide (36)*

Price Category 1 +\$0

Price Category 2 +\$22

Price Category 3 +\$52

Price Category 5 +\$0

Price Category B +\$100

Price Category C +\$136

*For 20" high (to reach datum of 42"H) (20) with 42" wide (42)*

Price Category 1 +\$0

Price Category 2 +\$24

Price Category 3 +\$59

Price Category 5 +\$0

Price Category B +\$114

Price Category C +\$155

*For 20" high (to reach datum of 42"H) (20) with 48" wide (48)*

Price Category 1 +\$0

Price Category 2 +\$28

Price Category 3 +\$66

Price Category 5 +\$0

Price Category B +\$128

Price Category C +\$175

*For 20" high (to reach datum of 42"H) (20) with 60" wide (60)*

Price Category 1 +\$0

Price Category 2 +\$34

Price Category 3 +\$80

Price Category 5 +\$0

Price Category B +\$156

Price Category C +\$212

# Pari Screen, Dock Mounted *continued*

## For 20" high (to reach datum of 42"H) (20) with 72" wide (72)

Price Category 1	+\$0
Price Category 2	+\$40
Price Category 3	+\$96
Price Category 5	+\$0
Price Category B	+\$185
Price Category C	+\$252

## For 24" high (to reach datum of 46"H) (24) with 24" wide (24)

Price Category 1	+\$0
Price Category 2	+\$16
Price Category 3	+\$37
Price Category 5	+\$0
Price Category B	+\$72
Price Category C	+\$98

## For 24" high (to reach datum of 46"H) (24) with 36" wide (36)

Price Category 1	+\$0
Price Category 2	+\$22
Price Category 3	+\$52
Price Category 5	+\$0
Price Category B	+\$100
Price Category C	+\$136

## For 24" high (to reach datum of 46"H) (24) with 42" wide (42)

Price Category 1	+\$0
Price Category 2	+\$24
Price Category 3	+\$59
Price Category 5	+\$0
Price Category B	+\$114
Price Category C	+\$155

## For 24" high (to reach datum of 46"H) (24) with 48" wide (48)

Price Category 1	+\$0
Price Category 2	+\$28
Price Category 3	+\$66
Price Category 5	+\$0
Price Category B	+\$128
Price Category C	+\$175

## For 24" high (to reach datum of 46"H) (24) with 60" wide (60)

Price Category 1	+\$0
Price Category 2	+\$34
Price Category 3	+\$80
Price Category 5	+\$0
Price Category B	+\$156
Price Category C	+\$212

## For 24" high (to reach datum of 46"H) (24) with 72" wide (72)

Price Category 1	+\$0
Price Category 2	+\$40
Price Category 3	+\$96
Price Category 5	+\$0
Price Category B	+\$185
Price Category C	+\$252

## For 31" high (to reach datum of 53"H) (31) with 24" wide (24)

Price Category 1	+\$0
Price Category 2	+\$31
Price Category 3	+\$73
Price Category 5	+\$0
Price Category B	+\$143
Price Category C	+\$194

## For 31" high (to reach datum of 53"H) (31) with 36" wide (36)

Price Category 1	+\$0
Price Category 2	+\$43
Price Category 3	+\$103
Price Category 5	+\$0
Price Category B	+\$200
Price Category C	+\$272

## For 31" high (to reach datum of 53"H) (31) with 42" wide (42)

Price Category 1	+\$0
Price Category 2	+\$49
Price Category 3	+\$118
Price Category 5	+\$0
Price Category B	+\$227
Price Category C	+\$310

## For 31" high (to reach datum of 53"H) (31) with 48" wide (48)

Price Category 1	+\$0
Price Category 2	+\$55
Price Category 3	+\$132
Price Category 5	+\$0
Price Category B	+\$257
Price Category C	+\$349

## For 31" high (to reach datum of 53"H) (31) with 60" wide (60)

Price Category 1	+\$0
Price Category 2	+\$68
Price Category 3	+\$162
Price Category 5	+\$0
Price Category B	+\$313
Price Category C	+\$427

## Pari Screen, Dock Mounted *continued*

### *For 31" high (to reach datum of 53"H) (31) with 72" wide (72)*

Price Category 1	+\$0
Price Category 2	+\$80
Price Category 3	+\$191
Price Category 5	+\$0
Price Category B	+\$370
Price Category C	+\$504

### *For 35" high (to reach datum of 57"H) (35) with 24" wide (24)*

Price Category 1	+\$0
Price Category 2	+\$31
Price Category 3	+\$73
Price Category 5	+\$0
Price Category C	+\$194

### *For 35" high (to reach datum of 57"H) (35) with 36" wide (36)*

Price Category 1	+\$0
Price Category 2	+\$43
Price Category 3	+\$103
Price Category 5	+\$0
Price Category B	+\$200
Price Category C	+\$272

### *For 35" high (to reach datum of 57"H) (35) with 42" wide (42)*

Price Category 1	+\$0
Price Category 2	+\$49
Price Category 3	+\$118
Price Category 5	+\$0
Price Category B	+\$227
Price Category C	+\$310

### *For 35" high (to reach datum of 57"H) (35) with 48" wide (48)*

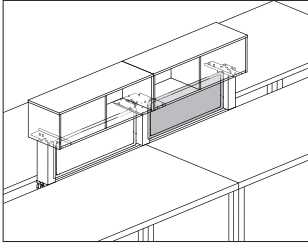
Price Category 1	+\$0
Price Category 2	+\$55
Price Category 3	+\$132
Price Category 5	+\$0
Price Category B	+\$257
Price Category C	+\$349

### *For 35" high (to reach datum of 57"H) (35) with 60" wide (60)*

Price Category 1	+\$0
Price Category 2	+\$68
Price Category 3	+\$162
Price Category 5	+\$0
Price Category B	+\$313
Price Category C	+\$427

### *For 35" high (to reach datum of 57"H) (35) with 72" wide (72)*

Price Category 1	+\$0
Price Category 2	+\$80
Price Category 3	+\$191
Price Category 5	+\$0
Price Category B	+\$370
Price Category C	+\$504



### Product Information

#### Description

This tackable fabric screen fits between 2 stanchions below a dock mounted storage cabinet. Attachment hardware included.

#### Notes

Fabric infill is used between single or shared stanchions.

Fabric infill can be installed and removed with storage cabinet (FD415.) installed.

Specify fabric infill width to match the width of storage cabinet (FD415.).

An opening is created between infill and stanchion at each end of infill.

- Single stanchion at each end, openings are  $\frac{3}{4}$ "
- Single stanchion at 1 end and shared stanchion at 1 end, openings are  $1\frac{1}{4}$ "
- Shared stanchion at each end, openings are  $1\frac{3}{4}$ "

Screen accepts Customer's Own Material (COM). Yardage is estimated for nondirectional 54"-wide fabrics.

For vertical fabric direction (T):

Height—Yardage

16—1.30

20—1.53

For horizontal fabric direction (R):

Width—Yardage

36—1.17

42—1.36

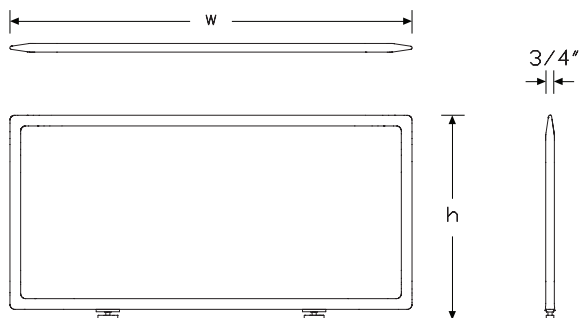
48—1.53

60—1.92

72—2.29

For information on multiple quantities or directional fabrics, contact COM Department. See Order Information in Appendices.

#### Dimensions



### Specification Information

#### Step 1.

**FD435.** A

#### Step 2. Height

**16** 16" high for overhead storage at 53" high

**20** 20" high for overhead storage at 57" high

#### Step 3. Width

**36** 36" wide

**42** 42" wide

**48** 48" wide

**60** 60" wide

**72** 72" wide

#### Step 4. Surface Material

For 36" wide (36), 42" wide (42), or 48" wide (48)

**R** tackable fabric, horizontal

**T** tackable fabric

For 60" wide (60) or 72" wide (72)

**R** tackable fabric, horizontal

#### Prices for Steps 1-4.

		R	T
<b>FD435. 16</b>	<b>36</b>	\$1145	1145
	<b>42</b>	\$1288	1288
	<b>48</b>	\$1429	1429
	<b>60</b>	\$1503	—
	<b>72</b>	\$1571	—
<b>20</b>	<b>36</b>	\$1214	1214
	<b>42</b>	\$1358	1358
	<b>48</b>	\$1503	1503
	<b>60</b>	\$1712	—
	<b>72</b>	\$1787	—

#### Step 5. Fabric

For 36" wide (36), 42" wide (42), or 48" wide (48)

Price Category 1	+\$0
Price Category 2	+\$22
Price Category 3	+\$50
Price Category 5	+\$0
Price Category B	+\$113
Price Category C	+\$127

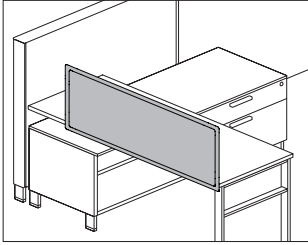
## Pari Screen, Stanchion Infill Fabric

*continued*

---

*For 60" wide (60) or 72" wide (72)*

Price Category 1	+\$0
Price Category 2	+\$37
Price Category 3	+\$88
Price Category 5	+\$0
Price Category B	+\$149
Price Category C	+\$223



### Product Information

#### Description

This tackable fabric screen attaches to a Canvas work surface to provide boundary with a tackable surface. Attachment hardware included.

#### Notes

Screen widths are actual dimensions, and extend to the end of Canvas work surfaces.

Screen extends 4" below surface to hide attachment hardware.

Screen can be flush with back edge of surface, or provide a 1" gap.

Screens 48" wide and wider include an additional 1"-wide center mounting bracket.

Screen accepts Customer's Own Material (COM). Yardage is estimated for nondirectional 54"-wide fabrics.

For vertical fabric direction (T):

Height—Yardage

42—1.49

46—1.73

53—2.18

For horizontal fabric direction (R):

Width—Yardage

40—1.34

42—1.51

46—1.62

48—1.71

52—1.81

54—1.90

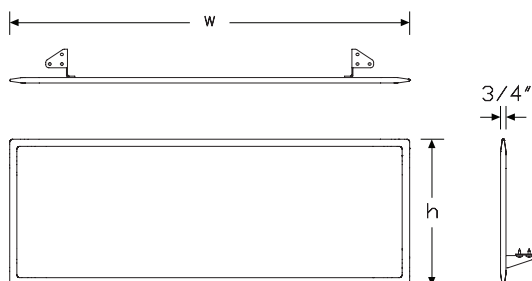
60—2.07

66—2.27

72—2.46

For information on multiple quantities or directional fabrics, contact COM Department. See Order Information in Appendices.

### Dimensions



### Specification Information

#### Step 1.

FT351. A

#### Step 2. Attachment

C Canvas surface attached A

#### Step 3. Height

42 42" high A

46 46" high A

53 53" high A

#### Step 4. Width

40 39½" wide A

42 42" wide A

46 45½" wide A

48 48" wide A

52 51½" wide A

54 54" wide A

60 60" wide A

66 66" wide A

72 72" wide A

#### Step 5. Surface Material

For 39½" wide (40), 42" wide (42), 45½" wide (46), or 48" wide (48)

R tackable fabric, horizontal A

T tackable fabric A

For 51½" wide (52)

R tackable fabric, horizontal A

For 54" wide (54), 60" wide (60), 66" wide (66), or 72" wide (72)

R tackable fabric, horizontal A

#### Prices for Steps 1-5.

		40R	40T	42R	42T	46R	46T
FT351. C	42	\$984	984	1019	1019	1032	1032
	46	\$1064	1064	1104	1104	1157	1157
	53	\$1287	1287	1390	1390	1449	1449
		48R	48T	52R	54R	60R	66R
FT351. C	42	\$1050	1050	1136	1163	1242	1331
	46	\$1217	1217	1299	1331	1428	1505
	53	\$1465	1465	1530	1549	1576	1621



# Pari Screen, Surface Attached

continued

	72R
FT351. C 42	\$1402
46	\$1563
53	\$1651

## Step 6. Bracket Finish

G1	graphite (CP)	<input type="checkbox"/> A	+\$0
----	---------------	----------------------------	------

## Step 7. Fabric

For 39½" wide (40), 42" wide (42), 45½" wide (46), or 48" wide (48)

Price Category 1	<input type="checkbox"/> A	+\$0
Price Category 2	<input type="checkbox"/> A	+\$28
Price Category 3	<input type="checkbox"/> A	+\$65
Price Category 5	<input type="checkbox"/> A	+\$0
Price Category B	<input type="checkbox"/> A	+\$136
Price Category C	<input type="checkbox"/> A	+\$167

For 51½" wide (52), 54" wide (54), or 60" wide (60)

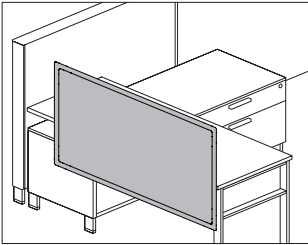
Price Category 1	<input type="checkbox"/> A	+\$0
Price Category 2	<input type="checkbox"/> A	+\$32
Price Category 3	<input type="checkbox"/> A	+\$78
Price Category 5	<input type="checkbox"/> A	+\$0
Price Category B	<input type="checkbox"/> A	+\$160
Price Category C	<input type="checkbox"/> A	+\$234

For 66" wide (66) or 72" wide (72)

Price Category 1	<input type="checkbox"/> A	+\$0
Price Category 2	<input type="checkbox"/> A	+\$40
Price Category 3	<input type="checkbox"/> A	+\$94
Price Category 5	<input type="checkbox"/> A	+\$0
Price Category B	<input type="checkbox"/> A	+\$190
Price Category C	<input type="checkbox"/> A	+\$234

Pari Screen, Surface Attached with Modesty

FT353.



Product Information

Description

This tackable fabric screen attaches to a Canvas work surface to provide boundary and modesty with a tackable surface. An optional cable management trough is available. Trough finish is graphite. Attachment hardware included.

Notes

Screen widths are actual dimensions, and extend to the end of Canvas work surfaces.

Screen extends 10" below surface for modesty.

Screen can be flush with back edge of surface, or provide a 1" gap.

Screens 48" wide and wider include an additional 1"-wide center mounting bracket.

Screen accepts Customer's Own Material (COM). Yardage is estimated for nondirectional 54"-wide fabrics.

For vertical fabric direction (T):

Height—Yardage

42—1.90

46—2.14

53—2.59

For horizontal fabric direction (R):

Width—Yardage

40—2.87

42—3.02

46—3.22

48—3.41

52—3.63

54—3.78

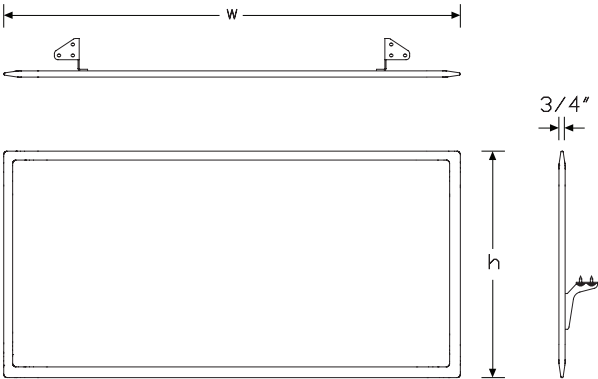
60—4.17

66—4.54

72—4.92

For information on multiple quantities or directional fabrics, contact COM Department. See Order Information in Appendices.

Dimensions



# Pari Screen, Surface Attached with Modesty *continued*

## Specification Information

### Step 1.

FT353. ☐ A

### Step 2. Attachment

C Canvas surface attached ☐ A

### Step 3. Height

A42 42" high/10" below surface ☐ A

A46 46" high/10" below surface ☐ A

A53 53" high/10" below surface ☐ A

### Step 4. Width

40 39½" wide ☐ A

42 42" wide ☐ A

46 45½" wide ☐ A

48 48" wide ☐ A

52 51½" wide ☐ A

54 54" wide ☐ A

60 60" wide ☐ A

66 66" wide ☐ A

72 72" wide ☐ A

### Step 5. Surface Material

For 39½" wide (40), 42" wide (42), 45½" wide (46), or 48" wide (48)

R tackable fabric, horizontal ☐ A

T tackable fabric ☐ A

For 51½" wide (52)

R tackable fabric, horizontal ☐ A

For 54" wide (54), 60" wide (60), 66" wide (66), or 72" wide (72)

R tackable fabric, horizontal ☐ A

### Prices for Steps 1-5.

		40R	40T	42R	42T	46R	46T
FT353. C	A42	\$1121	1121	1157	1157	1275	1275
	A46	\$1287	1287	1359	1359	1415	1415
	A53	\$1480	1480	1505	1505	1602	1602
		48R	48T	52R	54R	60R	66R
FT353. C	A42	\$1287	1287	1417	1449	1480	1595
	A46	\$1460	1460	1516	1530	1621	1703
	A53	\$1621	1621	1657	1678	1735	1883

72R

FT353. C	A42	\$1639
	A46	\$1743
	A53	\$1917

### Step 6. Cable Trough

NC no cable way ☐ A +\$0

CW cable way ☐ A +\$25

### Step 7. Cable Trough Finish

G1 graphite (CP) ☐ A +\$0

### Step 8. Bracket Finish

G1 graphite (CP) ☐ A +\$0

### Step 9. Fabric

For 39½" wide (40), 42" wide (42), 45½" wide (46), or 48" wide (48)

Price Category 1 ☐ A +\$0

Price Category 2 ☐ A +\$43

Price Category 3 ☐ A +\$103

Price Category 5 ☐ A +\$0

Price Category B ☐ A +\$244

Price Category C ☐ A +\$336

For 51½" wide (52), 54" wide (54), or 60" wide (60)

Price Category 1 ☐ A +\$0

Price Category 2 ☐ A +\$62

Price Category 3 ☐ A +\$148

Price Category 5 ☐ A +\$0

Price Category B ☐ A +\$322

Price Category C ☐ A +\$436

For 66" wide (66) or 72" wide (72)

Price Category 1 ☐ A +\$0

Price Category 2 ☐ A +\$77

Price Category 3 ☐ A +\$185

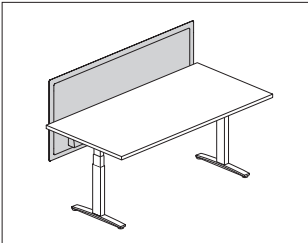
Price Category 5 ☐ A +\$0

Price Category B ☐ A +\$378

Price Category C ☐ A +\$436

Pari Screen, Height Adjustable  
Tables

Y1116.



Product Information

Description

This screen attaches to an individual height adjustable work surface. It has an all-fabric, tackable surface with frameless design, and comes in privacy and modesty sizes. Attachment hardware included.

Notes

Privacy and modesty panel actual width is 2" less than specified width.

Privacy screen (A) top edge aligns with the 42" high Canvas datum line; bottom edge is 4" below work surface.

Privacy & modesty screen (B) top edge aligns with the 42" high Canvas datum line; bottom edge is 10" below work surface.

Privacy screen (C) top edge aligns with the 46" high Canvas datum line; bottom edge is 4" below work surface.

Privacy & modesty screen (D) top edge aligns with the 46" high Canvas datum line; bottom edge is 10" below work surface.

Privacy screen (E) top edge aligns with the 53" high Canvas datum line; bottom edge is 4" below work surface.

Privacy & modesty screen (F) top edge aligns with the 53" high Canvas datum line; bottom edge is 10" below work surface.

Screens 54" wide and wider include an additional 1"-wide center mounting bracket.

Recommended mounting creates a 1" gap between back edge of surface and the screen to accommodate cable routing and the attachment or clamp-mounting of other hardware to the surface.

Optional cable management trough is only available when specifying privacy & modesty height option (B). Trough finish is graphite.

Attachment brackets are inset from edge of screen by approximately 8" and require 2½" of work surface for attachment.

Attachment bracket finish is painted graphite.

Screen accepts Customer's Own Material (COM). Yardage is estimated for nondirectional 54"-wide fabrics.

For vertical fabric direction (T):

Height—Yardage

- A—1.51
- B—1.89
- C—1.76
- D—2.14
- E—2.21
- F—2.58

For horizontal fabric direction (R):

Width—Yardage

For heights A/B:

- 24—0.88
- 30—1.07
- 36—1.26
- 42—1.45
- 48—1.64
- 54—1.83
- 60—2.02
- 66—2.21
- 72—2.39

For heights C/D/E/F:

- 24—1.76
- 30—2.14
- 36—2.52
- 42—2.90
- 48—3.28
- 54—3.65
- 60—4.03
- 66—4.41
- 72—4.79

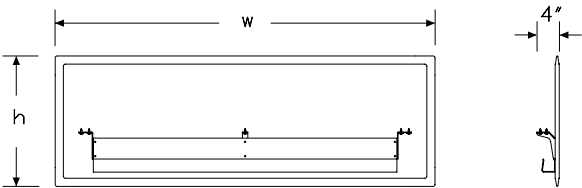
For information on multiple quantities or directional fabrics, contact COM Department. See Order Information in Appendices.

MicrobeCare™ is an antimicrobial coating applied to the fabric surface of this product.

MicrobeCare™ protects products from mold, mildew, algae, and bacteria that cause deterioration, discoloration, odors, and stains.

MicrobeCare™ is registered with the US Environmental Protection Agency (EPA).

Dimensions



# Pari Screen, Height Adjustable

## Tables *continued*

### Specification Information

Step 1.

Y1116. ☐

Step 2. Height

- A privacy (42" high) ☐
- B privacy & modesty (42" high/10" below surface) ☐
- C privacy (46" high) ☐
- D privacy & modesty (46" high/10" below surface) ☐
- E privacy (53" high) ☐
- F privacy & modesty (53" high/10" below surface) ☐

Step 3. Width

- 24 24" wide ☐
- 30 30" wide ☐
- 36 36" wide ☐
- 42 42" wide ☐
- 48 48" wide ☐
- 54 54" wide ☐
- 60 60" wide ☐
- 66 66" wide ☐
- 72 72" wide ☐

Step 4. Surface Material

For 24" wide (24), 30" wide (30), 36" wide (36), 42" wide (42), or 48" wide (48)

- R tackable fabric, horizontal ☐
- T tackable fabric ☐
- D tackable fabric, horizontal with MicrobeCare™ ☐
- E tackable fabric with MicrobeCare™ ☐

For 54" wide (54), 60" wide (60), 66" wide (66), or 72" wide (72)

- R tackable fabric, horizontal ☐
- D tackable fabric, horizontal with MicrobeCare™ ☐

Prices for Steps 1-4.

	R	T	D	E
Y1116. A 24	\$556	556	625	625
30	\$645	645	712	712
36	\$670	670	738	738
42	\$710	710	779	779
48	\$736	736	805	805
54	\$808	—	876	—
60	\$868	—	937	—
66	\$927	—	998	—
72	\$979	—	1046	—

B 24	\$671	671	739	739
30	\$719	719	786	786
36	\$765	765	832	832
42	\$808	808	876	876
48	\$897	897	965	965
54	\$1009	—	1077	—
60	\$1035	—	1103	—
66	\$1113	—	1182	—
72	\$1141	—	1210	—
C 24	\$632	632	700	700
30	\$676	676	744	744
36	\$724	724	792	792
42	\$768	768	836	836
48	\$848	848	915	915
54	\$933	—	1000	—
60	\$1039	—	1107	—
66	\$1089	—	1157	—
72	\$1133	—	1200	—
D 24	\$812	812	879	879
30	\$855	855	923	923
36	\$901	901	969	969
42	\$946	946	1014	1014
48	\$1017	1017	1087	1087
54	\$1067	—	1135	—
60	\$1130	—	1198	—
66	\$1187	—	1255	—
72	\$1218	—	1285	—
E 24	\$831	831	899	899
30	\$876	876	944	944
36	\$921	921	988	988
42	\$993	993	1062	1062
48	\$1022	1022	1091	1091
54	\$1080	—	1150	—
60	\$1102	—	1171	—
66	\$1129	—	1197	—
72	\$1155	—	1223	—
F 24	\$915	915	983	983
30	\$959	959	1028	1028
36	\$1006	1006	1074	1074
42	\$1051	1051	1119	1119
48	\$1131	1131	1199	1199
54	\$1171	—	1238	—
60	\$1214	—	1282	—
66	\$1313	—	1380	—
72	\$1338	—	1406	—

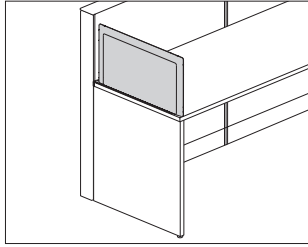
Canvas Office Landscape® Screens

Pari Screen, Height Adjustable

Tables *continued*

Step 5. Cable Trough		
<i>For privacy &amp; modesty (42" high/10" below surface) (B), privacy &amp; modesty (46" high/10" below surface) (D), or privacy &amp; modesty (53" high/10" below surface) (F)</i>		
NC	no cable way <input type="checkbox"/>	+\$0
CW	cable way <input type="checkbox"/>	+\$25

Step 6. Fabric		
Price Category 1	<input type="checkbox"/>	+\$0
Price Category 2	<input type="checkbox"/>	+\$23
Price Category 3	<input type="checkbox"/>	+\$49
Price Category 5	<input type="checkbox"/>	+\$162
Price Category B	<input type="checkbox"/>	+\$86
Price Category C	<input type="checkbox"/>	+\$121
Price Category E	<input type="checkbox"/>	+\$182



### Product Information

#### Description

This tackable fabric screen attaches to a work surface either at the seam or at the right or left edge to provide division and boundary between workers. It attaches with no interference from supports below the work surface. Attachment hardware included.

#### Notes

Screen height is 13½" or 17½" above work surface, aligning with bead heights of 41" and 45".

Screen width matches work surface depths that have a 1" gap at the back edge.

2 attachment methods ship with the end-of-run right handed (CR) and end-of-run left handed (CL) screen. The screen can be installed using the bracket, or using threaded screws that drill bayonets directly into the surface.

See planning guide for exact location of holes.

End-of-run screen does not work on Canvas Beam.

See planning guide for applications and other compatible product lines.

Screen accepts Customer's Own Material (COM). Yardage is estimated for nondirectional 54"-wide fabrics.

For vertical fabric direction (T):

Height—Yardage

42—1.19

46—1.45

For horizontal fabric direction (R):

Width—Yardage

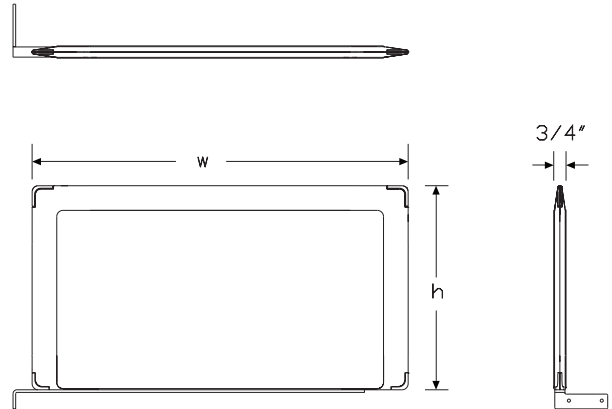
24—0.90

30—1.10

36—1.30

For information on multiple quantities or directional fabrics, contact COM Department. See Order Information in Appendices.

### Dimensions



### Specification Information

#### Step 1.

**FT354.** ☐ A

#### Step 2. Attachment Type

**CL** Canvas Surface Attached, End of Run Left Handed ☐ A

**CR** Canvas Surface Attached, End of Run Right Handed ☐ A

#### Step 3. Height

**42** 42" high ☐ A

**46** 46" high ☐ A

#### Step 4. Width

**24** 24" wide ☐ A

**30** 30" wide ☐ A

**36** 36" wide ☐ A

#### Step 5. Surface Material

**R** tackable fabric, horizontal ☐ A

**T** tackable fabric ☐ A

#### Prices for Steps 1-5.

		24R	24T	30R	30T	36R	36T
<b>FT354.</b>	<b>CL 42</b>	\$1139	1139	1178	1178	1212	1212
	<b>46</b>	\$1198	1198	1245	1245	1294	1294
	<b>CR 42</b>	\$1139	1139	1178	1178	1212	1212
	<b>46</b>	\$1198	1198	1245	1245	1294	1294

#### Step 6. Bracket Finish

**UBK** ultra black (CP) ☐ A +\$0

**8Q** folkstone grey (CP) ☐ A +\$0

**91** white (CP) ☐ A +\$0

**98** studio white (CP) ☐ A +\$0

**BK** black ☐ A +\$0

**G1** graphite (CP) ☐ A +\$0

**SNA** satin aluminum ☐ A +\$10

**SNB** satin bronze ☐ A +\$10

**SNC** satin carbon ☐ A +\$10

**WL** warm stone (CP) ☐ A +\$0

**WN** warm grey neutral ☐ A +\$0

#### Step 7. Fabric

Price Category 1 ☐ A +\$0

Price Category 2 ☐ A +\$20

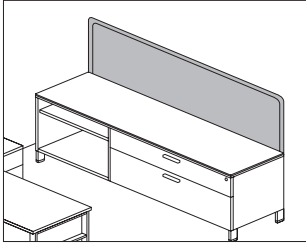
Price Category 3 ☐ A +\$48

Price Category 5 ☐ A +\$102

Price Category B ☐ A +\$378

Price Category C ☐ A +\$128





### Product Information

#### Description

This tackable fabric screen attaches to a Canvas low credenza using the thin top and provides boundary with a tackable surface. Attachment hardware included.

#### Notes

Order credenza thin top separately:

- Credenza top for wood credenza (FF889.)
- Credenza top for metal credenza (FM889.)

Predrilled holes near back edge of credenza thin top allow for bayonets to extend up to support the screen.

Works with standard and powered Canvas credenzas.

Screen accepts Customer's Own Material (COM). Yardage is estimated for nondirectional 54"-wide fabrics.

For vertical fabric direction (T):

Height—Yardage

24—0.95  
30—1.14  
36—1.32

For horizontal fabric direction (R), for 42" high:

Width—Yardage

24—0.95  
30—1.14  
36—1.32  
42—1.51  
48—1.71  
60—2.07  
66—2.27  
72—2.46

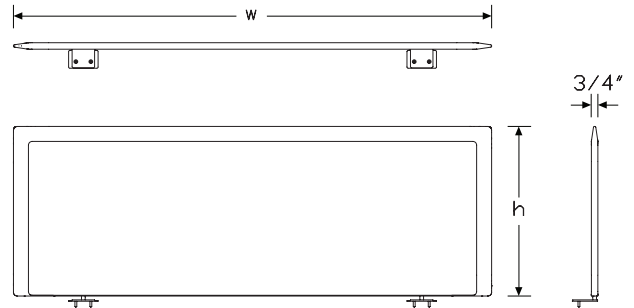
For horizontal fabric direction (R), for 46" high and 53" high:

Width—Yardage

24—1.90  
30—2.27  
36—2.66  
42—3.02  
48—3.41  
60—4.17  
66—4.54  
72—4.92

For information on multiple quantities or directional fabrics, contact COM Department. See Order Information in Appendices.

### Dimensions



# Pari Screen, Storage Attached

continued

## Specification Information

### Step 1.

**FV360.** ☐ A

### Step 2. Attachment

**CS** Canvas credenza attached, single ☐ A

**CB** Canvas credenza attached, back to back ☐ A

### Step 3. Height

**42** 42" high ☐ A

**46** 46" high ☐ A

**53** 53" high ☐ A

### Step 4. Width

**30** 30" wide ☐ A

**36** 36" wide ☐ A

**42** 42" wide ☐ A

**48** 48" wide ☐ A

**60** 60" wide ☐ A

**66** 66" wide ☐ A

**72** 72" wide ☐ A

### Step 5. Surface Material

*For 30" wide (30), 36" wide (36), 42" wide (42), or 48" wide (48)*

**R** tackable fabric, horizontal ☐ A

**T** tackable fabric ☐ A

*For 60" wide (60), 66" wide (66), or 72" wide (72)*

**R** tackable fabric, horizontal ☐ A

### Prices for Steps 1-5.

		30R	30T	36R	36T	42R	42T
<b>FV360. CS</b>	<b>42</b>	\$1077	1077	1120	1120	1185	1185
	<b>46</b>	\$1120	1120	1252	1252	1316	1316
	<b>53</b>	\$1316	1316	1383	1383	1601	1601
<b>CB</b>	<b>42</b>	\$1077	1077	1120	1120	1185	1185
	<b>46</b>	\$1120	1120	1252	1252	1316	1316
	<b>53</b>	\$1316	1316	1383	1383	1601	1601
		48R	48T	60R	66R	72R	
<b>FV360. CS</b>	<b>42</b>	\$1383	1383	1579	1609	1646	
	<b>46</b>	\$1446	1446	1646	1739	1776	
	<b>53</b>	\$1710	1710	1908	2004	2038	
<b>CB</b>	<b>42</b>	\$1383	1383	1579	1609	1646	
	<b>46</b>	\$1446	1446	1646	1739	1776	
	<b>53</b>	\$1710	1710	1908	2004	2038	

## Step 6. Fabric

*For 30" wide (30), 36" wide (36), or 42" wide (42)*

Price Category 1	<input type="checkbox"/> A	+\$0
Price Category 2	<input type="checkbox"/> A	+\$37
Price Category 3	<input type="checkbox"/> A	+\$89
Price Category 5	<input type="checkbox"/> A	+\$288
Price Category B	<input type="checkbox"/> A	+\$113
Price Category C	<input type="checkbox"/> A	+\$155

*For 48" wide (48) or 60" wide (60)*

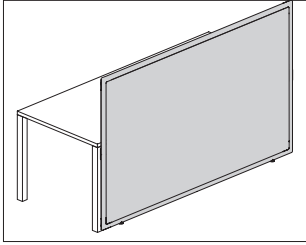
Price Category 1	<input type="checkbox"/> A	+\$0
Price Category 2	<input type="checkbox"/> A	+\$46
Price Category 3	<input type="checkbox"/> A	+\$108
Price Category 5	<input type="checkbox"/> A	+\$288
Price Category B	<input type="checkbox"/> A	+\$188
Price Category C	<input type="checkbox"/> A	+\$205

*For 66" wide (66) or 72" wide (72)*

Price Category 1	<input type="checkbox"/> A	+\$0
Price Category 2	<input type="checkbox"/> A	+\$61
Price Category 3	<input type="checkbox"/> A	+\$145
Price Category 5	<input type="checkbox"/> A	+\$416
Price Category B	<input type="checkbox"/> A	+\$262
Price Category C	<input type="checkbox"/> A	+\$281

# Pari Screen, Freestanding/Surface Attached

FD300.



## Product Information

### Description

This tackable fabric screen is 42" or 46" high. It has an all fabric surface and a frameless edge. Includes 2 adjustable glides for leveling.

### Notes

Screen can be freestanding when connected in 90° or 120° configurations.

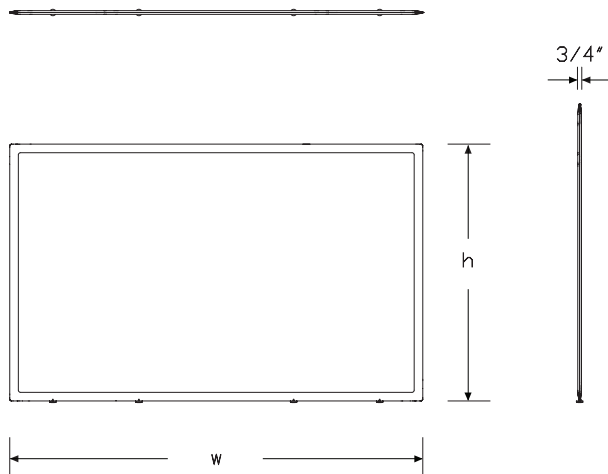
See planning guide for more information.

Screen can be connected inline (180°). See planning guide for connection rules.

Screen can be attached to:

- Canvas dock
- Table or surface
- Canvas low storage

## Dimensions



## Specification Information

### Step 1.

**FD300.** A

### Step 2. Type

**F** fabric/fabric

### Step 3. Height

**42** 42" high

**46** 46" high

### Step 4. Width

#### For 42" high (42)

**15** 15" wide

**20** 20" wide

**24** 24" wide

**30** 30" wide

**36** 36" wide

**42** 42" wide

**48** 48" wide

**54** 54" wide

**60** 60" wide

**66** 66" wide

**72** 72" wide

#### For 46" high (46)

**15** 15" wide

**20** 20" wide

**24** 24" wide

**30** 30" wide

**36** 36" wide

**42** 42" wide

**48** 48" wide

**60** 60" wide

**72** 72" wide

### Step 5. Surface Material

For 15" wide (15), 20" wide (20), 24" wide (24), 30" wide (30), 36" wide (36), 42" wide (42), or 48" wide (48)

**T** tackable fabric

**R** tackable fabric, horizontal

For 54" wide (54), 60" wide (60), 72" wide (72), or 66" wide (66)

**R** tackable fabric, horizontal

# Pari Screen, Freestanding/Surface Attached *continued*

## Prices for Steps 1-5.

		15T	15R	20T	20R	24T	24R
FD300. F	42	\$1177	1177	1252	1252	1470	1470
	46	\$1265	1265	1353	1353	1543	1543
		30T	30R	36T	36R	42T	42R
FD300. F	42	\$1543	1543	1617	1617	1691	1691
	46	\$1654	1654	1762	1762	1874	1874
		48T	48R	54R	60R	66R	72R
FD300. F	42	\$1762	1762	1874	1984	2202	2349
	46	\$1874	2202	—	2533	—	2716

## Step 6. Fabric

For 42" high (42) or 46" high (46) with 15" wide (15), or 20" wide (20), or 24" wide (24)

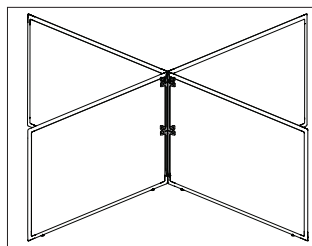
Price Category 1	A	+\$0
Price Category 2	A	+\$29
Price Category 3	A	+\$68
Price Category 5	A	+\$0
Price Category B	A	+\$138
Price Category C	A	+\$188

For 42" high (42) or 46" high (46) with 30" wide (30), or 36" wide (36), or 42" wide (42)

Price Category 1	A	+\$0
Price Category 2	A	+\$46
Price Category 3	A	+\$108
Price Category 5	A	+\$0
Price Category B	A	+\$218
Price Category C	A	+\$298

For 42" high (42) or 46" high (46) with 48" wide (48), 54" wide (54), or 60" wide (60), or 72" wide (72), or 66" wide (66)

Price Category 1	A	+\$0
Price Category 2	A	+\$62
Price Category 3	A	+\$149
Price Category 5	A	+\$0
Price Category B	A	+\$300
Price Category C	A	+\$410



### Product Information

#### Description

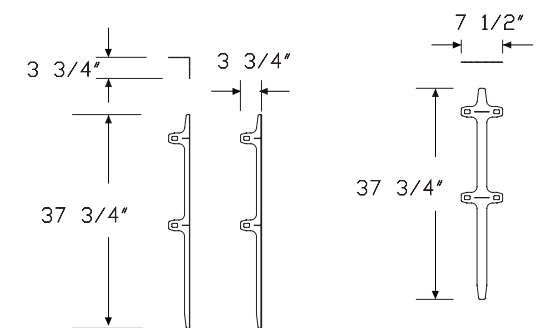
This painted metal hardware connects multiple freestanding screens in 90°, 120°, and 180° configurations.

#### Notes

Order Pari screen, freestanding/surface attached (FD300.) separately.

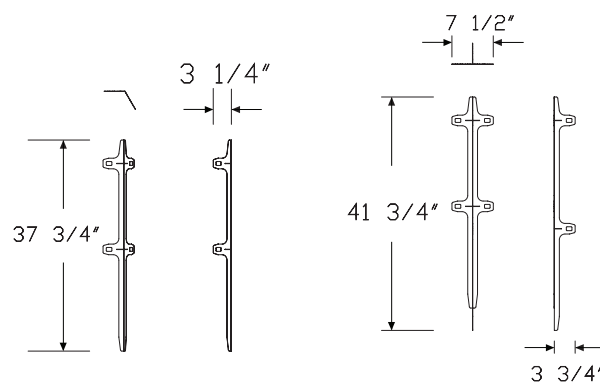
See planning guide for planning rules.

### Dimensions



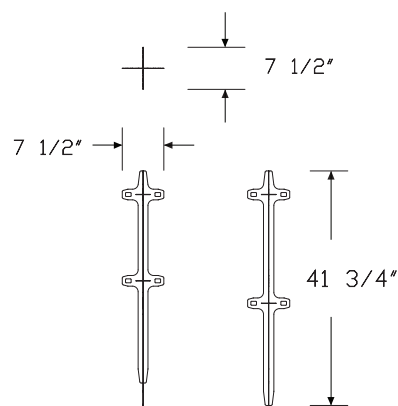
90 Degree 2 way

180 Degree 2 way



120 Degree 2 way

90 Degree 3 way



90 Degree 4 way

Connection Hardware, Screens  
 continued

Specification Information		
Step 1.		
FD311.	A	

Step 2. Configuration		
1	90° connection - 2 screens	
2	120° connection - 2 screens	
3	3-way connection - 90°	
4	4-way connection - 90°	
5	180° connection - inline - 2 screens	

Step 3. Height		
42	42" high	
46	46" high	

Prices for Steps 1-3.			
		42	46
FD311.	1	\$77	96
	2	\$77	96
	3	\$178	197
	4	\$225	242
	5	\$122	138

Step 4. Finish		
Metallic Paint		
613	silver (CP) A	+\$0
SNA	satin aluminum	+\$10
SNB	satin bronze	+\$10
SNC	satin carbon	+\$10

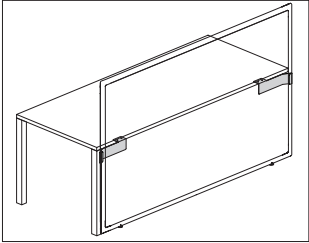
Sand Texture Paint		
BK	black	+\$0
G1	graphite (CP)	+\$0
UBK	ultra black (CP) A	+\$0
WN	warm grey neutral	+\$0

Smooth Paint		
8Q	folkstone grey (CP)	+\$0
91	white (CP)	+\$0
98	studio white (CP)	+\$0
WL	warm stone (CP)	+\$0

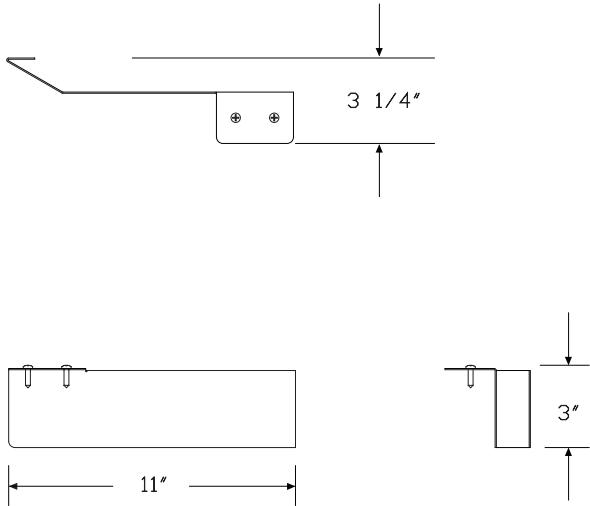
Canvas Office Landscape® Screens

Bracket Hardware, Work Surface/Low Storage

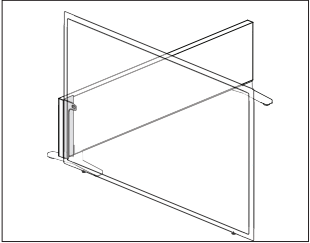
FD312.



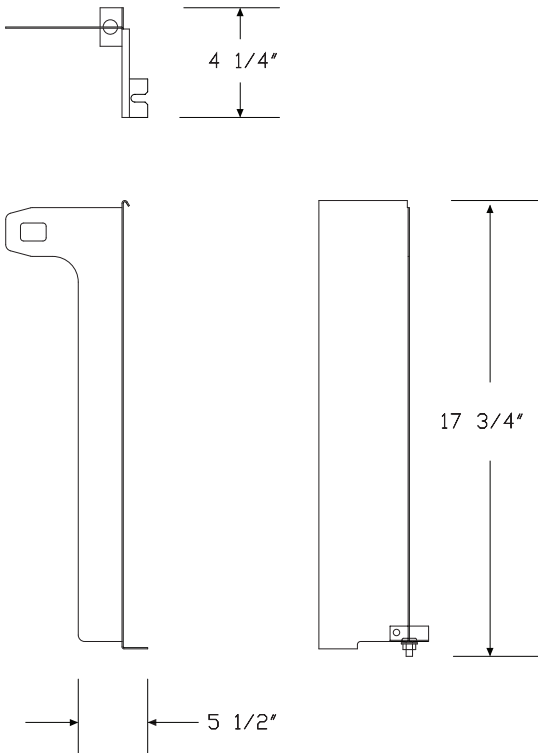
Product Information
Description
This metal hardware attaches Canvas freestanding screens to a work surface or Canvas low storage. Package of 2 brackets.
Notes
Used with fixed height surfaces.
Provides 1" cable management gap between screen and back of surface or storage.
See planning guide for connection and support rules.
Dimensions



Specification Information
Step 1.
FD312. <span>A</span>
Step 2. Configuration
1 connection hardware to surface - pair
3 connection hardware to low storage
Prices for Steps 1-2.
FD312. 1 \$245
3 \$245
Step 3. Finish
Metallic Paint
613 silver (CP) <span>A</span> +\$0
SNA satin aluminum +\$10
SNB satin bronze +\$10
SNC satin carbon +\$10
Sand Texture Paint
BK black +\$0
UBK ultra black (CP) <span>A</span> +\$0
Smooth Paint
8Q folkstone grey (CP) +\$0
91 white (CP) +\$0
98 studio white (CP) +\$0
G1 graphite (CP) +\$0
WL warm stone (CP) +\$0
WN warm grey neutral +\$0



Product Information
Description
This bracket connects the Canvas freestanding screen to a Canvas dock wall run.
Notes
Bracket attaches on left or right end of dock. Handedness determined when user is facing the dock.
See planning guide for planning rules.
Dimensions



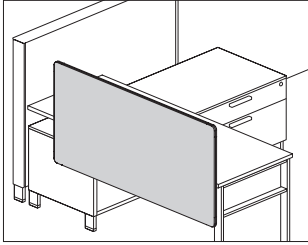
Specification Information
Step 1.
FD313. <span>A</span>
Step 2. Configuration
1 connection hardware to Canvas Dock
Step 3. Position
L left
R right
Prices for Steps 1-3.

	L	R
FD313. 1	\$128	128

Step 4. Finish		
Metallic Paint		
613	silver (CP) <span>A</span>	+\$0
SNA	satin aluminum	+\$10
SNB	satin bronze	+\$10
SNC	satin carbon	+\$10
Sand Texture Paint		
8Q	folkstone grey (CP)	+\$0
91	white (CP)	+\$0
98	studio white (CP)	+\$0
BK	black	+\$0
G1	graphite (CP)	+\$0
UBK	ultra black (CP) <span>A</span>	+\$0
WL	warm stone (CP)	+\$0
WN	warm grey neutral	+\$0



# Flat Edge Screen, Surface Attached FT357. with Modesty



## Product Information

### Description

This tackable fabric screen attaches to a Canvas work surface to provide boundary and modesty with a tackable surface. An optional cable management trough is available. Trough finish is graphite. Attachment hardware included.

### Notes

Screen heights are overall datum heights to align with Canvas Office Landscape®; they are not the actual heights of screens.

42"-high (A42) screen is a nominal 13" above work surface.

46"-high (A46) screen is a nominal 17" above work surface.

53"-high (A53) screen is a nominal 24" above work surface.

Screen widths are actual dimensions, and extend to the end of Canvas work surfaces.

Screen extends 9" below surface for modesty.

Screen can be flush with back edge of surface, or provide a 1" gap.

Screens 48" wide and wider include an additional 1"-wide center mounting bracket.

Screen accepts Customer's Own Material (COM). Yardage is estimated for nondirectional 54"-wide fabrics.

For vertical fabric direction (T):

Height—Yardage

42—1.90

46—2.14

53—2.59

For horizontal fabric direction (R):

Width—Yardage

40—2.87

42—3.02

46—3.22

48—3.41

52—3.63

54—3.78

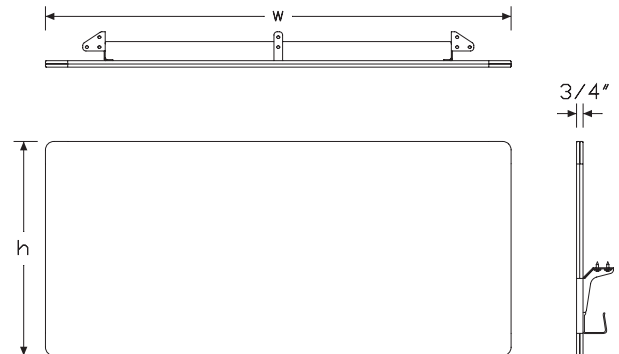
60—4.17

66—4.54

72—4.92

For information on multiple quantities or directional fabrics, contact COM Department. See Order Information in Appendices.

## Dimensions

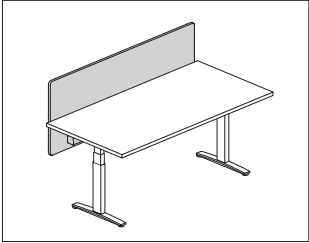


# Flat Edge Screen, Surface Attached with Modesty *continued*

Specification Information							
Step 1.							
FT357.							
Step 2. Attachment							
C	Canvas surface attached						
Step 3. Height							
A42	42" high/9" below surface						
A46	46" high/ 9" below surface						
A53	53" high/ 9" below surface						
Step 4. Width							
40	39½" wide						
42	42" wide						
46	45½" wide						
48	48" wide						
52	51½" wide						
54	54" wide						
60	60" wide						
66	66" wide						
72	72" wide						
Step 5. Surface Material							
For 39½" wide (40), 42" wide (42), 45½" wide (46), or 48" wide (48)							
R	tackable fabric, horizontal						
T	tackable fabric						
For 51½" wide (52), 54" wide (54), 60" wide (60), 66" wide (66), or 72" wide (72)							
R	tackable fabric, horizontal						
Prices for Steps 1-5.							
		40R	40T	42R	42T	46R	46T
FT357. C	A42	\$869	869	908	908	945	945
	A46	\$1043	1043	1113	1113	1117	1117
	A53	\$1245	1245	1274	1274	1280	1280
		48R	48T	52R	54R	60R	66R
FT357. C	A42	\$959	959	1004	1009	1110	1139
	A46	\$1128	1128	1170	1224	1241	1276
	A53	\$1292	1292	1298	1307	1327	1438

		72R
FT357. C	A42	\$1218
	A46	\$1319
	A53	\$1486
Step 6. Cable Trough		
NC	no cable way	+\$0
CW	cable way	+\$25
Step 7. Cable Trough Finish		
G1	graphite (CP)	+\$0
Step 8. Bracket Finish		
G1	graphite (CP)	+\$0
Step 9. Fabric		
For 39½" wide (40), 42" wide (42), 45½" wide (46), or 48" wide (48)		
Price Category 1		+\$0
Price Category 2		+\$43
Price Category 3		+\$103
Price Category 5		+\$260
Price Category B		+\$151
Price Category C		+\$356
Price Category E		+\$539
For 51½" wide (52), 54" wide (54), 60" wide (60), 66" wide (66), or 72" wide (72)		
Price Category 1		+\$0
Price Category 2		+\$62
Price Category 3		+\$148
Price Category 5		+\$380
Price Category B		+\$262
Price Category C		+\$515
Price Category E		+\$778

Surface-Attached Screen, Flat Edge Y1118.



Product Information

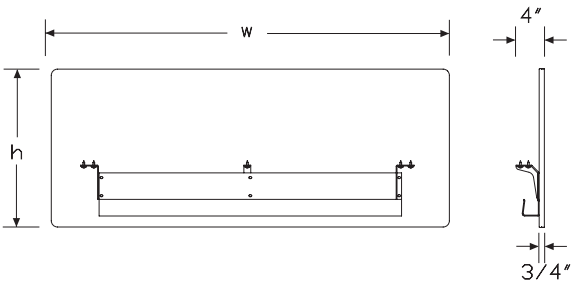
**Description**  
This surface-attached tackable screen attaches to an individual table, desk, or work surface. It has a frameless all-fabric design with a flat edge, and comes in privacy and modesty sizes. Attachment hardware included.

**Notes**  
Privacy and modesty panel actual width is 2" less than specified width.  
Privacy screen (A) top edge is 13" above top of work surface; bottom edge is 3¾" below work surface.  
Privacy & modesty screen (B) top edge is 13" above top of work surface; bottom edge is 10" below work surface.  
Privacy screen (A) top edge aligns with the 42" high Canvas datum line; bottom edge is 4" below work surface.  
Privacy & modesty screen (B) top edge aligns with the 42" high Canvas datum line; bottom edge is 9" below work surface.  
Privacy screen (C) top edge aligns with the 46" high Canvas datum line; bottom edge is 4" below work surface.  
Privacy & modesty screen (D) top edge aligns with the 46" high Canvas datum line; bottom edge is 9" below work surface.  
Privacy screen (E) top edge aligns with the 53" high Canvas datum line; bottom edge is 4" below work surface.  
Privacy & modesty screen (F) top edge aligns with the 53" high Canvas datum line; bottom edge is 9" below work surface.  
Screens 54" wide and wider include an additional 1"-wide center mounting bracket.  
Recommended mounting creates a 1" gap between back edge of surface and the screen to accommodate cable routing and the attachment or clamp-mounting of other hardware to the surface.  
Optional cable management trough is only available when specifying privacy & modesty height option (B). Trough finish is graphite.  
Attachment brackets are inset from edge of screen by approximately 8" and require 2½" of work surface for attachment.  
Attachment bracket finish is painted graphite.  
Screen accepts Customer's Own Material (COM). Yardage is estimated for nondirectional 54"-wide fabrics.

For vertical fabric direction (T):  
**Height—Yardage**  
A—1.51  
B—1.89  
C—1.76  
D—2.14  
E—2.21  
F—2.58

For horizontal fabric direction (R):  
**Width—Yardage**  
For heights A/B:  
24—0.88  
30—1.07  
36—1.26  
42—1.45  
48—1.64  
54—1.83  
60—2.02  
66—2.21  
72—2.39  
For heights C/D/E/F:  
24—1.76  
30—2.14  
36—2.52  
42—2.90  
48—3.28  
54—3.65  
60—4.03  
66—4.41  
72—4.79  
For information on multiple quantities or directional fabrics, contact COM Department. See Order Information in Appendices.  
MicrobeCare™ is an antimicrobial coating applied to the fabric surface of this product.  
MicrobeCare™ protects products from mold, mildew, algae, and bacteria that cause deterioration, discoloration, odors, and stains.  
MicrobeCare™ is registered with the US Environmental Protection Agency (EPA).

Dimensions



# Surface-Attached Screen, Flat Edge

continued

Specification Information					
Step 1.					
Y1118. <span>A</span>					
Step 2. Height					
A	privacy (42" high)	<span>A</span>			
B	privacy & modesty (42" high/ 9" below surface)	<span>A</span>			
C	privacy (46" high)	<span>A</span>			
D	privacy & modesty (46" high/ 9" below surface)	<span>A</span>			
E	privacy (53" high)	<span>A</span>			
F	privacy & modesty (53" high/ 9" below surface)	<span>A</span>			
Step 3. Width					
24	24" wide	<span>A</span>			
30	30" wide	<span>A</span>			
36	36" wide	<span>A</span>			
42	42" wide	<span>A</span>			
48	48" wide	<span>A</span>			
54	54" wide	<span>A</span>			
60	60" wide	<span>A</span>			
66	66" wide	<span>A</span>			
72	72" wide	<span>A</span>			
Step 4. Surface Material					
For 24" wide (24), 30" wide (30), 36" wide (36), 42" wide (42), or 48" wide (48)					
R	tackable fabric, horizontal	<span>A</span>			
T	tackable fabric	<span>A</span>			
D	tackable fabric, horizontal with MicrobeCare™	<span>A</span>			
E	tackable fabric with MicrobeCare™	<span>A</span>			
For 54" wide (54), 60" wide (60), 66" wide (66), or 72" wide (72)					
R	tackable fabric, horizontal	<span>A</span>			
D	tackable fabric, horizontal with MicrobeCare™	<span>A</span>			
Prices for Steps 1-4.					
		R	T	D	E
Y1118. A	24	\$387	387	455	455
	30	\$418	418	486	486
	36	\$498	498	567	567
	42	\$536	536	604	604
	48	\$574	574	641	641
	54	\$610	—	677	—
	60	\$662	—	730	—
	66	\$693	—	761	—
	72	\$738	—	806	—

B	24	\$482	482	548	548
	30	\$519	519	588	588
	36	\$556	556	625	625
	42	\$595	595	663	663
	48	\$626	626	695	695
	54	\$660	—	727	—
	60	\$682	—	750	—
	66	\$744	—	813	—
	72	\$800	—	868	—
C	24	\$483	483	551	551
	30	\$532	532	600	600
	36	\$572	572	640	640
	42	\$630	630	698	698
	48	\$706	706	773	773
	54	\$743	—	812	—
	60	\$831	—	899	—
	66	\$874	—	941	—
	72	\$937	—	1005	—
D	24	\$606	606	675	675
	30	\$676	676	744	744
	36	\$754	754	821	821
	42	\$771	771	840	840
	48	\$803	803	872	872
	54	\$826	—	892	—
	60	\$914	—	982	—
	66	\$988	—	1057	—
	72	\$1029	—	1097	—
E	24	\$658	658	725	725
	30	\$667	667	735	735
	36	\$685	685	753	753
	42	\$805	805	874	874
	48	\$833	833	902	902
	54	\$854	—	922	—
	60	\$892	—	960	—
	66	\$973	—	1042	—
	72	\$1036	—	1104	—
F	24	\$796	796	864	864
	30	\$805	805	874	874
	36	\$819	819	887	887
	42	\$833	833	902	902
	48	\$844	844	913	913
	54	\$855	—	923	—
	60	\$946	—	1014	—
	66	\$994	—	1063	—
	72	\$1201	—	1269	—

## Surface-Attached Screen, Flat Edge

*continued*

### Step 5. Cable Trough

*For privacy & modesty (42" high/ 9" below surface) (B), privacy & modesty (46" high/ 9" below surface) (D), or privacy & modesty (53" high/ 9" below surface) (F)*

<b>NC</b>	no cable way <input type="checkbox"/>	+\$0
<b>CW</b>	cable way <input type="checkbox"/>	+\$25

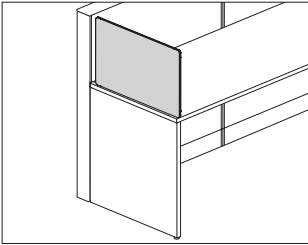
### Step 6. Fabric

Price Category 1 <input type="checkbox"/>	+\$0
Price Category 2 <input type="checkbox"/>	+\$25
Price Category 3 <input type="checkbox"/>	+\$59
Price Category 5 <input type="checkbox"/>	+\$146
Price Category B <input type="checkbox"/>	+\$97
Price Category C <input type="checkbox"/>	+\$133
Price Category E <input type="checkbox"/>	+\$182

*For tackable fabric, horizontal (R) or tackable fabric, horizontal with*

*MicrobeCare™ (D)*

Price Category 1 <input type="checkbox"/>	+\$0
Price Category 2 <input type="checkbox"/>	+\$25
Price Category 3 <input type="checkbox"/>	+\$59
Price Category 5 <input type="checkbox"/>	+\$146
Price Category B <input type="checkbox"/>	+\$97
Price Category C <input type="checkbox"/>	+\$133



Product Information

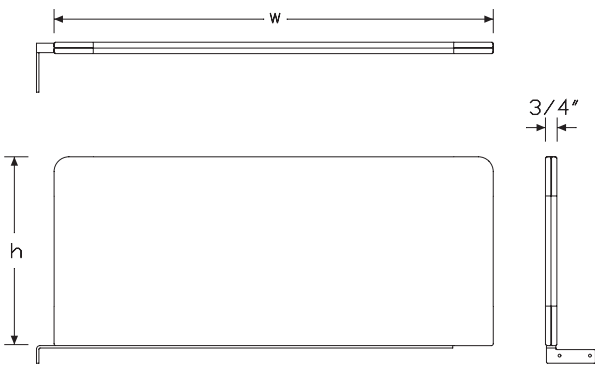
Description

This tackable fabric screen attaches to a work surface at the right or left edge to provide division and boundary between workers. It attaches with no interference from supports below the work surface. Attachment hardware included.

Notes

- Screen height is 13½" or 17½" above work surface, aligning with bead heights of 41" and 45".
- Screen width matches work surface depths that have a 1" gap at the back edge.
- 2 attachment methods ship with the end-of-run right handed (CR) and end-of-run left handed (CL) screen. The screen can be installed using the bracket, or using threaded screws that drill bayonets directly into the surface.
- See planning guide for exact location of holes.
- End-of-run screen does not work on Canvas Beam.
- See planning guide for applications and other compatible product lines.
- Screen accepts Customer's Own Material (COM). Yardage is estimated for nondirectional 54"-wide fabrics.
- For vertical fabric direction (T):
  - Height—Yardage
  - 42—1.19
  - 46—1.45
- For horizontal fabric direction (R):
  - Width—Yardage
  - 24—0.90
  - 30—1.10
  - 36—1.30
- For information on multiple quantities or directional fabrics, contact COM Department. See Order Information in Appendices.

Dimensions



# Flat Edge Screen, Delineation

continued

## Specification Information

### Step 1.

**FT358.**

### Step 2. Attachment Type

**CL** Canvas Surface Attached, End of Run Left Handed

**CR** Canvas Surface Attached, End of Run Right Handed

### Step 3. Height

**42** 42" high

**46** 46" high

### Step 4. Width

**24** 24" wide

**30** 30" wide

**36** 36" wide

### Step 5. Surface Material

**R** tackable fabric, horizontal

**T** tackable fabric

### Prices for Steps 1-5.

		<b>24R</b>	<b>24T</b>	<b>30R</b>	<b>30T</b>	<b>36R</b>	<b>36T</b>
<b>FT358. CL</b>	<b>42</b>	\$706	706	746	746	761	761
	<b>46</b>	\$768	768	813	813	841	841
	<b>CR 42</b>	\$706	706	746	746	761	761
	<b>46</b>	\$768	768	813	813	841	841

### Step 6. Bracket Finish

**UBK** ultra black (CP) +\$0

**8Q** folkstone grey (CP) +\$0

**91** white (CP) +\$0

**98** studio white (CP) +\$0

**BK** black +\$0

**G1** graphite (CP) +\$0

**SNA** satin aluminum +\$10

**SNB** satin bronze +\$10

**SNC** satin carbon +\$10

**WL** warm stone (CP) +\$0

**WN** warm grey neutral +\$0

### Step 7. Fabric

Price Category 1 +\$0

Price Category 2 +\$20

Price Category 3 +\$48

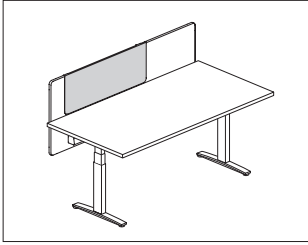
Price Category 5 +\$140

Price Category B +\$68

Price Category C +\$122

Price Category E +\$203

# Metal Marker Board, Fabric Screen Attached Y1123.



## Product Information

### Description

This magnetic metal board overlays an existing Pari™ or flat-edge fabric screen. It has a frameless, all-metal design with a straight edge. It accepts magnets and can be dry-erase marker writable when specified as a marker board.

### Notes

Order Pari or flat edge profile fabric screen separately.

Metal board hangs on top edge of Pari or flat edge fabric screen.

When specifying marker board (Y1123.M) option, the marker board is an included applique magnetically applied in the field.

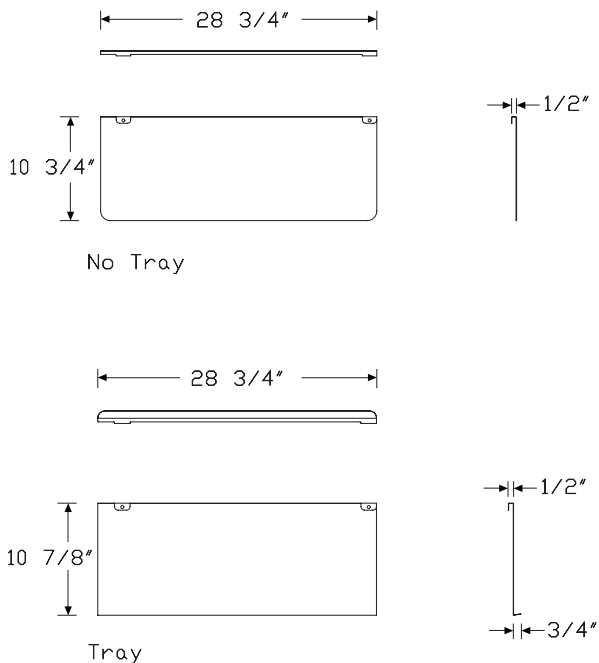
Board with tray (Y1123.xxxxxT) option comes with an angled 3/4" lip at bottom of board.

For optimal use, pair with dark fabric screens.

Order the following accessories separately:

- Magnetic document clip (YT400.)
- Magnetic name tag (YT410.05M)
- Pari screen, height adjustable table (Y1116.)
- Surface attached screen, flat edge (Y1118.)

### Dimensions



## Specification Information

### Step 1.

Y1123.

### Step 2. Type

P painted metal

M marker board

### Step 3. Height

11 11" high

### Step 4. Width

24 24" wide

30 30" wide

### Step 5. Tray

N no tray

T tray

### Prices for Steps 1-5.

		24N	24T	30N	30T
Y1123. P	11	\$176	176	188	188
M	11	\$246	246	273	273

### Step 6. Finish

#### Metallic Paint

611 beige mist metallic (CP)  +\$0

613 silver (CP)  +\$0

SNB satin bronze  +\$10

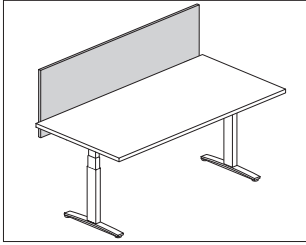
#### Sand Texture Paint

91 white (CP)  +\$0

G1 graphite (CP)  +\$0

UBK ultra black (CP)  +\$0





### Product Information

#### Description

This screen attaches to an individual height adjustable work surface. It has a laminate surface with frameless design and comes in privacy and modesty sizes. Attachment hardware included.

#### Notes

Privacy and modesty panel actual width is 2" less than specified width.

Privacy screen (13A) top edge aligns with the 42"-high Canvas datum line; bottom edge is 4" below work surface.

Privacy & modesty screen (13B) top edge aligns with the 42"-high Canvas datum line; bottom edge is 11 1/8" below work surface.

Screens 54" wide and wider include an additional 1"-wide center mounting bracket.

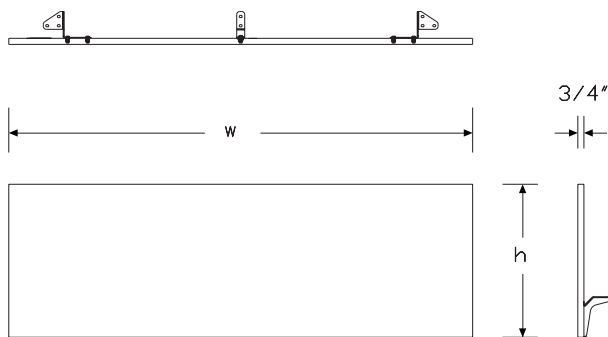
Recommended mounting creates a 1" gap between back edge of surface and the screen to accommodate cable routing and the attachment or clamp-mounting of other hardware to the surface.

Optional cable management trough is only available when specifying privacy & modesty height option (13B). Trough finish is graphite.

Attachment brackets are inset from edge of screen by approximately 8" and require 2 1/2" of work surface for attachment.

Attachment bracket finish is painted graphite.

#### Dimensions



### Specification Information

#### Step 1.

Y1120.

#### Step 2. Height

**13A** privacy (13 1/2" above worksurface)

**13B** privacy & modesty (13 1/2" above worksurface/11 1/8" below worksurface)

#### Step 3. Width

**24** 24" wide  
**30** 30" wide  
**36** 36" wide  
**42** 42" wide  
**48** 48" wide  
**54** 54" wide  
**60** 60" wide  
**66** 66" wide  
**72** 72" wide

#### Step 4. Surface Material

**L** thermally-fused laminate  
**U** thermally-fused laminate/universal edge

#### Prices for Steps 1-4.

			L	U
Y1120.	13A	24	\$264	264
		30	\$281	281
		36	\$295	295
		42	\$309	309
		48	\$324	324
		54	\$337	337
		60	\$348	348
		66	\$359	359
		72	\$373	373
	13B	24	\$326	326
		30	\$343	343
		36	\$361	361
		42	\$380	380
		48	\$398	398
		54	\$412	412
		60	\$430	430
		66	\$442	442
		72	\$457	457

# Laminate Screen, Surface Attached

continued

## Step 5. Grain Direction

For 24" wide (24), 30" wide (30), 36" wide (36), 42" wide (42), 48" wide (48), 54" wide (54), or 60" wide (60)

<b>VTG</b>	vertical grain	+\$0
<b>HRG</b>	horizontal grain	+\$0

For 66" wide (66) or 72" wide (72)

<b>HRG</b>	horizontal grain	+\$0
------------	------------------	------

## Step 6. Cable Trough

For privacy (13½" above worksurface) (13A)

<b>NC</b>	no cable way	+\$0
-----------	--------------	------

For privacy & modesty (13½" above worksurface/11⅛" below worksurface) (13B)

<b>NC</b>	no cable way	+\$0
<b>CW</b>	cable way	+\$25

## Step 7. Surface Finish

<b>125</b>	natural maple (CP)	+\$0
<b>126</b>	natural cherry (CP)	+\$0
<b>127</b>	walnut (CP)	+\$0
<b>139</b>	light ash (CP)	+\$0
<b>140</b>	warm ash (CP)	+\$0
<b>76</b>	light brown walnut	+\$0
<b>8Q</b>	folkstone grey (CP)	+\$0
<b>91</b>	white (CP)	+\$0
<b>98</b>	studio white (CP)	+\$0
<b>CL</b>	cool grey neutral	+\$0
<b>HP</b>	light anigre	+\$0
<b>LBA</b>	clear on ash (CP)	+\$0
<b>LBR</b>	phantom ecru	+\$0
<b>LBS</b>	phantom cocoa	+\$0
<b>LBU</b>	medium matte walnut (CP)	+\$0
<b>LBV</b>	warm grey teak	+\$0
<b>LBB</b>	oak on ash (CP)	+\$0
<b>LBC</b>	walnut on ash (CP)	+\$0
<b>LBF</b>	neutral twill	+\$0
<b>LBJ</b>	graphite twill	+\$0
<b>LBQ</b>	white twill	+\$0
<b>LU</b>	soft white	+\$0
<b>WL</b>	warm stone (CP)	+\$0
<b>WN</b>	warm grey neutral	+\$0

## Step 8. Edge Finish

For thermally-fused laminate (L)

<b>125</b>	natural maple (CP)	+\$0
<b>126</b>	natural cherry (CP)	+\$0
<b>127</b>	walnut (CP)	+\$0
<b>139</b>	light ash (CP)	+\$0
<b>140</b>	warm ash (CP)	+\$0
<b>UBK</b>	ultra black (CP)	+\$0
<b>76</b>	light brown walnut	+\$0
<b>8Q</b>	folkstone grey (CP)	+\$0
<b>91</b>	white (CP)	+\$0
<b>98</b>	studio white (CP)	+\$0
<b>CL</b>	cool grey neutral	+\$0
<b>HF</b>	inner tone light	+\$0
<b>HP</b>	light anigre	+\$0
<b>LBA</b>	clear on ash (CP)	+\$0
<b>LBR</b>	phantom ecru	+\$0
<b>LBS</b>	phantom cocoa	+\$0
<b>LBU</b>	medium matte walnut (CP)	+\$0
<b>LBV</b>	warm grey teak	+\$0
<b>LBB</b>	oak on ash (CP)	+\$0
<b>LBC</b>	walnut on ash (CP)	+\$0
<b>LBF</b>	neutral twill	+\$0
<b>LBJ</b>	graphite twill	+\$0
<b>LBQ</b>	white twill	+\$0
<b>LU</b>	soft white	+\$0
<b>WL</b>	warm stone (CP)	+\$0
<b>WN</b>	warm grey neutral	+\$0

For thermally-fused laminate/universal edge (U)

<b>PLY</b>	plywood edge	+\$50
------------	--------------	-------

## Index by Product Name

<b>Canvas Office Landscape® Dock</b>	
Bracket Hardware, Work Surface/Low Storage	page(s) 111
Cable Clips	35
Cable Management Channel	71
Cable Management Trough	70
Cable Manager	69
Ceiling Power Entry	20
Closed Support Leg	64
Connection Hardware, Screens	109
Controlled Power Module - Bottom of Dock	28
Controlled Receptacle Decal (12 per sheet)	32
Cord Cleat	72
Data Housing	36
Dock Foot	7
Dock Foot, Structural (Support Foot)	6
Dock Power Harness	21
Dock Structure	5
Dock-to-Dock Connector	8
Dock to Screen Bracket, Screens	112
Dock to Surface Tethers	54
Finished End, Architectural, Dock	11
Flat Edge Screen, Delineation	118
Flat Edge Screen, Surface Attached with Modesty	113
Gallery Panel, Dock Attached	12
Grommet Kit, Surface	74
Half Bridge	39
Individual Bridge	37
Laminate Screen, Surface Attached	121
Logic G1000 Grommet Mounted Electrical Distributor	33
Lower Cladding	16
Low Storage to Dock Bracket	9
Low Storage to Dock Spacer	10
Markerboard, Storage Cabinet, Frame Top Mounted	78
Metal Marker Board, Fabric Screen Attached	120
Modesty Panel	84
Open Support Leg, Architectural Foot	62
Pari Screen, Delineation	103
Pari Screen, Dock Mounted	90
Pari Screen, Freestanding/Surface Attached	107
Pari Screen, Height Adjustable Tables	100
Pari Screen, Stanchion Infill Fabric	94
Pari Screen, Storage Attached	105
Pari Screen, Surface Attached	96
Pari Screen, Surface Attached with Modesty	98
Power, Block to Block Jumper	22
Power Entry, Internal Direct Connect - Floor	18
Power Entry, New York - Floor Power Entry	19

Power Module - Bottom of Dock	23
Power Module - Bottom of Dock - 20 amp	25
Power Module-Top of Dock	27
Privacy Panel	86
Rectangular Surface	46
Screen	81
Secondary Surface	43
Square Open Support Leg	60
Stanchion Infill, Acrylic	89
Stiffener	68
Storage Cabinet, Dock Mounted, Open	75
Support Leg, Post	59
Surface-Attached Screen, Flat Edge	115
Surface Ganging Bracket	55
Surface Support, Low Credenza, Adjustable Height	67
Surface Support, Low Credenza, Fixed Height	66
Tackboard, Storage Cabinet, Frame Top Mounted	77
Team Bridge	41
Under Surface Controlled Power Module	30
Universal Post Leg	56
Universal Post Leg, Shared	58
Upper Storage Stanchion - Center Mount	79
Upper Storage Stanchion - Offset Mount	80
Vertical Cable Manager	73



## Index by Product Number

FD2B2. Universal Post Leg, Shared	page(s) 58	FT351. Pari Screen, Surface Attached	96
FD16A. Finished End, Architectural, Dock	11	FT353. Pari Screen, Surface Attached with Modesty	98
FD110. Dock Structure	5	FT354. Pari Screen, Delineation	103
FD113. Gallery Panel, Dock Attached	12	FT357. Flat Edge Screen, Surface Attached with Modesty	113
FD115. Pari Screen, Dock Mounted	90	FT358. Flat Edge Screen, Delineation	118
FD117. Dock Foot	7	FT491. Tackboard, Storage Cabinet, Frame Top Mounted	77
FD119. Dock Foot, Structural (Support Foot)	6	FT492. Markerboard, Storage Cabinet, Frame Top Mounted	78
FD128. Dock-to-Dock Connector	8	FTE10. Rectangular Surface	46
FD141. Power Entry, New York - Floor Power Entry	19	FTS10.	
FD142. Ceiling Power Entry	20	FTT10.	
FD144. Power Entry, Internal Direct Connect - Floor	18	FV2A2. Open Support Leg, Architectural Foot	62
FD150. Power Module - Bottom of Dock	23	FV2D2. Square Open Support Leg	60
FD150M Controlled Power Module - Bottom of Dock	28	FV2E2. Closed Support Leg	64
FD151. Dock Power Harness	21	FV360. Pari Screen, Storage Attached	105
FD152M Under Surface Controlled Power Module	30	FV689. Support Leg, Post	59
FD154. Power, Block to Block Jumper	22	FV693. Privacy Panel	86
FD156. Power Module - Bottom of Dock - 20 amp	25	FV694. Screen	81
FD158. Power Module-Top of Dock	27	FV695. Cable Manager	69
FD159. Data Housing	36	FV696. Stiffener	68
FD170. Lower Cladding	16	FV697. Modesty Panel	84
FD198. Cable Clips	35	FV698. Vertical Cable Manager	73
FD290. Dock to Surface Tethers	54	FV982. Grommet Kit, Surface	74
FD292. Low Storage to Dock Bracket	9	G1331. Cord Cleat	72
FD293. Low Storage to Dock Spacer	10	G9999. Controlled Receptacle Decal (12 per sheet)	32
FD300. Pari Screen, Freestanding/Surface Attached	107	Y1116. Pari Screen, Height Adjustable Tables	100
FD311. Connection Hardware, Screens	109	Y1118. Surface-Attached Screen, Flat Edge	115
FD312. Bracket Hardware, Work Surface/Low Storage	111	Y1120. Laminate Screen, Surface Attached	121
FD313. Dock to Screen Bracket, Screens	112	Y1123. Metal Marker Board, Fabric Screen Attached	120
FD415. Storage Cabinet, Dock Mounted, Open	75	Y1425. Logic G1000 Grommet Mounted Electrical Distributor	33
FD417. Upper Storage Stanchion - Center Mount	79		
FD419. Upper Storage Stanchion - Offset Mount	80		
FD430. Stanchion Infill, Acrylic	89		
FD435. Pari Screen, Stanchion Infill Fabric	94		
FDE10. Secondary Surface	43		
FDE15. Half Bridge	39		
FDE16. Team Bridge	41		
FDE17. Individual Bridge	37		
FDS10. Secondary Surface	43		
FDS15. Half Bridge	39		
FDS16. Team Bridge	41		
FDS17. Individual Bridge	37		
FT2B2. Universal Post Leg	56		
FT19C. Cable Management Channel	71		
FT29B. Surface Ganging Bracket	55		
FT199. Cable Management Trough	70		
FT298. Surface Support, Low Credenza, Fixed Height	66		
FT299. Surface Support, Low Credenza, Adjustable Height	67		





## 20-Day or Less/Assigned Lead-Time Order Information

GSA

### 20-Day or Less and Assigned Lead-Time Programs

20-day or less and assigned lead-time products are designed for established Herman Miller dealers with pre-approved credit.

Products are distributed from multiple manufacturing facilities across the United States. All products and options not designated by an Assigned Lead-Time icon  will ship in 20 business days or less after being acknowledged by Herman Miller. Products and options designated by an  are on the assigned lead-time program and will ship in 20 days, less than 20 days, or more than 20 days from order acknowledgement.

### Ordering Procedure

Please place orders through Order Manager. If this is not available to you, place orders through mail or fax. Verbal purchase orders will not be accepted.

Order Entry fax number for Meridian® Filing and Storage:

(616) 846 9236.

Order Entry fax number for all other products:

(616) 654 3085.

For more information, contact your Customer Care representative at:

(866) 854 3048 ext 3400.

### Shipments and Delivery

Per Herman Miller Terms and Conditions.

### Changes and Cancellation

Per Herman Miller Terms and Conditions.





# Stain-to-Match Program

GSA

## Stain-to-Match Program

### Program Overview

The Stain-to-Match program gives you the option of using veneer finishes that are not listed in the standard offering. The program allows Herman Miller to match a customer’s existing recut or natural veneer, or create a new finish that is unique to an installation.

Specific information on approval, ordering, pricing, and warranty for the Stain-to-Match program is listed below. Questions and requests for assistance may be directed to Herman Miller Options at:  
(800) 654 3910

### Ordering Products with Stain-to-Match Veneers

1. Fill out the Options Stain-to-Match Request Form and send along with a color sample (2” x 3” minimum) to the Herman Miller Options Applications Team at the address provided on the form. The form can be found on Omni.
2. Within 7-10 working days, Herman Miller Options will send a sample of the color-matched stain on Herman Miller veneer to the requester for the customer’s signed approval.
3. If the sample meets the customer’s approval, sign the reverse side of the sample, scan and email the approval to:  
options@hermanmiller.com.
4. After the stain has been approved, a formal quotation with special number and pricing can be provided, or the product can be specified through the Vary Easy program, if available. Work with the Options team on final product needs and how to specify.
5. A purchase order can then be placed.

## Stain-to-Match Warranty

Herman Miller warrants its products to be free from defects in craftsmanship from the date of delivery for the applicable warranty period. Herman Miller is responsible for the physical properties of the veneers available through the Stain-to-Match program, which include:

- STA: Stain-to-Match on Recut Ash
- STC: Stain-to-Match on Cherry
- STD: Stain-to-Match on Oak
- STK: Stain-to-Match on Reltech Anigre (Geiger)
- STP: Stain-to-Match on Maple
- STU: Stain-to-Match on Walnut (Geiger)

See your specification tool for product specific finish offering limitations.



## Appendix: Textiles Application Chart – Workspaces

- See following page for exception notes.*

*continued on next page*

# Textiles Application Chart — Workspaces

GSA *continued*

- Available

[A] Assigned lead-time textile.

[A] Maharam textiles are on assigned lead times.

See following page for exception notes.

	Action Office® Panels/Connectors	Action Office B-Style Tackboards	Action Office/Ethospace E-Style Storage	Ethospace Tiles/Connectors	Ethospace/Canvas Office Landscape® Privacy Doors	Canvas Tiles/Extended Width Tiles/Channel Tiles	Canvas B-/E-Style Storage	Canvas Tackboards	Canvas Metal Desk Hutch Back Panel	Canvas Vista™ Movable Insert and Display Unit	OE1 Boundary Agile Wall Tile	OE1 Boundary Project Board and Screens	OE1 Nook Liner/Felt Screen Liner/Storage Trolley Liner	Overlay™ Performance Wall Cladding	Pari™ Screens/Flat Edge Screens/Channel Screens	Renew™ Link Screens	Exclave® Tackable Boards and Stowage Tackable Backdrop	Exclave Video-Friendly Tackable Boards and Stowage Tackable Backdrop	Personal Side Screen	Tu® Wood Storage Cubby Tackboard	Seating
<b>Price Category A</b>																					
No fabrics available at this time.																					
<b>Price Category B</b>																					
VM__ Medium - Maharam [A]		2			•	20	•	•	•				•								•
TL__ Messenger - Maharam [A] *		2	•	20	•	2	•	•	•				•	•							•
<b>Price Category C</b>																					
Z27__ Manner - Maharam [A]	2	2	2	•	•	2	•	•	•				•	•							
Z3__ Metric - Maharam [A]	2	2			•	•	•	•	•				•	•							
<b>Price Category D</b>																					
ZMD__ Mode - Maharam [A]	2																•				•
ZS3__ Spiral - Maharam [A]	•	•	•	•	•	•	•	•	•				•								
<b>Price Category E</b>																					
TT__ Parallel - Maharam [A]	7	•		•	•	•	17	•	•	•				•							
<b>Price Category F</b>																					
8EX__ Emit - Maharam [A]	2	2	2	•	•	•	2	•	•												
<b>Price Category G-K</b>																					
No fabrics available at this time.																					

\* Available in select colors on 20-day lead-time.

Refer to “Textile Colors” for 20-day colors.

- 1 Refer to price book appendices and Omni for COM information.
- 2 Available on all products except 54” and 60” wide.
- 3 Not available on AO partial-glazed panels.
- 4 Not available on Action Office (AO®) acoustical panels.
- 5 (8R\_\_ ), (8T\_\_ ), (85\_\_ ), and (5S\_\_ ) not available on AO acoustical panels and not available on 54”- or 60”-wide products.
- 6 Not available on Action Office (AO®) connectors, cable management, and spacers.
- 7 Not available on AO acoustical panels; not available on AO2 cable management panel face.
- 8 Available in select colors. See the “Textile Colors” appendix.
- 17 Not available on Canvas E-style flipper doors.
- 18 Available on seating products in select colors. See the “Textile Colors” appendix.
- 20 Not available on Ethospace tackable tiles.
- 21 Not available on Ethospace connectors and cable management tiles.
- 22 Not available as railroaded application option for Chain and Moire on Canvas extended width tiles.

Application Note: Herman Miller cannot guarantee material/pattern alignment in adjacent products. For example, a fabric’s pattern may not align from one screen to the next, or from one panel to the next.

# Textile Colors

## GSA

### Price Category 1

**Customer's Own Material**  
Ancillary/Seating/Workspaces  
See Order Information in  
Appendices.  
Assigned lead-time textile. A

**8Z Pellicle®**  
Seating  
For New Aeron® Chairs  
56% elastomeric  
44% polyester  
23101 Mineral  
23102 Carbon  
23103 Graphite

**AireWeave™ 2**  
Seating  
For Mirra® 2 Chairs  
67% elastomeric  
33% antimony-free polyester  
1A701 Alpine  
1A702 Slate Grey  
1A703 Graphite  
1A704 Lime Green  
1A706 Urban Orange  
1A708 Twilight

**Chain**  
Workspaces  
66" wide  
100% recycled polyester  
with 12% ocean bound plastic  
2V01 Pearl  
2V02 Oyster  
2V03 Wheat  
2V04 Linen  
2V05 Wicker  
2V06 Bamboo  
2V07 Sage  
2V08 Spring Wood  
2V09 Iceberg

**Crossing**  
Seating/Workspaces  
54" wide  
86% antimony-free polyester  
14% polyester  
8T03 Wicker \*  
8T04 Porcelain \*  
8T05 Warm Grey \*  
8T10 Tomato  
8T17 Cerulean  
8T18 Indigo  
8T19 Shale \*  
8T22 Tin \*  
8T23 Graphite  
8T24 Black

**Crossing**  
Workspaces  
For systems products only.  
54" wide  
86% antimony-free polyester  
14% polyester  
8501 Ivory \*  
8502 Oyster \*

\* Crossing colors available  
on Exclave® Video-friendly  
Tackable Boards and Stowage  
Tackable Backdrop

**Dex**  
Seating/Workspaces  
54" wide  
67% recycled polyester  
33% polyester  
3DE01 Frost  
3DE02 Silver Pine  
3DE03 Stone  
3DE04 Shale  
3DE05 Charcoal  
3DE06 Gossamer  
3DE07 Pine

**Duo**  
Seating  
For Lino™ Chairs  
52% polyester  
48% elastomeric  
4RM01 Mineral  
4RM02 Poppy  
4RM03 Green Leaf  
4RM04 Jade  
4RM05 Shadow  
4RM06 Graphite

**Flexnet™**  
Seating  
For Caper® Chairs  
69% elastomeric  
31% polyester  
6V01 Black  
6V02 Silver Grey

**Grasscloth**  
Workspaces  
66" wide  
100% recycled polyester  
with 11% ocean bound plastic  
2I01 Silver Birch  
2I02 Pampas  
2I03 Sedge  
2I07 Lea  
2I08 Taro  
2I09 Steam Grey  
2I13 Gravel

**Intercept**  
Seating  
For Cosm™ Chairs  
60% elastomeric  
40% polyester  
84501 Graphite  
84502 Carbon  
84503 Mineral  
84504 Nightfall  
84505 Glacier  
84506 Canyon

**Lyris 2™**  
Seating  
For Setu® Chairs  
74% elastomeric  
26% polyester  
4W21 Alpine  
4W23 Chartreuse  
4W25 Berry Blue  
4W26 Slate Grey  
4W28 Chino  
4W31 Graphite

**Monologue**  
Ancillary/Seating/Workspaces  
54" wide  
56% recycled polyester  
44% polyester  
1MN01 Linen  
1MN02 Alabaster  
1MN04 Folkstone  
1MN05 Silver Pine  
1MN06 Slate  
1MN07 Seed  
1MN09 Persimmon  
1MN11 Meadow  
1MN12 Blue Sky  
1MN13 Blue Spruce  
1MN14 Deep Sea

Price category 1 continued on  
next page

# Textile Colors

continued

GSA

## Price Category 1

continued

Appendix: Textile Colors

Resonance	
Workspaces	
66" wide	
100% polyester	
5T04	Greige
5T05	Porcelain
5T06	Alabaster
5T15	Iris
5T28	Sugar
5T47	Tobacco
5T54	Saltbush
5T57	Seed
5T58	Sepia
5T60	Iceberg
5T65	Red
5T68	Pistachio
5T71	Jade
5T72	Blue Green
5T74	Twilight

Ripple 3D Knit	
Seating	
Available only on Zeph® Chairs.	
knit to size	
99% recycled polyester	
1% lycra	
5H201	Black
5H202	Carbon
5H203	Alpine
5H204	Silt
5H205	Tea Rose
5H206	Cocoa
5H207	Persimmon
5H208	Blaze
5H209	Cayenne
5H210	Falcon
5H211	Mustard Seed
5H212	Patina
5H213	Olive
5H214	Moss
5H215	Aloe
5H216	Glacier
5H217	Ultramarine
5H218	Nightfall
5H219	Bluebell
5H220	Boysenberry
5H221	Nightfall/Bluebell
5H222	Patina/Alpine
5H223	Cayenne/Glacier
5H224	Tea Rose/Olive
5H225	Silt/Blaze

Scatter	
Ancillary/Seating/Workspaces	
54" wide	
100% recycled polyester,	
with 26% ocean bound plastic	
4SC01	Alpine
4SC02	Fog
4SC03	Shale
4SC04	Persimmon
4SC07	Olive
4SC08	Glacier
4SC09	Blue Sky
4SC10	Lagoon
4SC11	Slate Grey
4SC12	Blue Black
Scribe	
Ancillary/Seating/Workspaces	
54" wide	
100% recycled polyester	
with 53% ocean bound plastic	
3DN01	Spring Wood
3DN02	Poplar
3DN03	Pewter
3DN04	Deep Sea
3DN05	Fir
3DN06	Nutmeg
Slant	
Workspaces	
66" wide	
51% polyester	
49% recycled polyester	
22F04	Pesto
22F06	Neptune
22F07	Blueberry
22F10	Pumpkin
22F12	Silver Birch
22F13	Bluestone
22F15	Shale

Splash 3D Knit	
Seating	
Available only on Zeph® Chairs.	
knit to size	
98% recycled polyester	
2% lycra	
5H101	Black
5H102	Carbon
5H103	Alpine
5H104	Silt
5H105	Tea Rose
5H106	Cocoa
5H107	Persimmon
5H108	Blaze
5H109	Cayenne
5H110	Falcon
5H111	Mustard Seed
5H112	Patina
5H113	Olive
5H114	Moss
5H115	Aloe
5H116	Glacier
5H117	Ultramarine
5H118	Nightfall
5H119	Bluebell
5H120	Boysenberry
Stretch Knit	
Seating	
Assigned lead-time textile. <a href="#">A</a>	
Available only on Sayl®	
Suspension Back Work Chairs	
97% polyester, 3% spandex	
3DK01	Fog
3DK02	Slate Grey
3DK03	Java
3DK04	Black
3DK05	Red
3DK06	Green Apple
3DK07	Berry Blue

Price category 1 continued on next page

# Textile Colors

continued

GSA

## Price Category 1

continued

### Tailored

Ancillary/Seating/Workspaces  
54" wide  
56% polyester  
44% recycled polyester

23501	Studio White * **
23502	Sugar **
23503	Tomato
23506	Chive
23508	Cobalt
23509	Cadet
23510	Fog
23511	Graphite
23512	Black
23513	Coffee

\* Color not available on Canvas Tiles.

\*\* Colors not available on Plex™ Lounge Furniture.

### Tuck 3D Knit

Seating  
Available only on Fuld Nesting Chairs.  
knit to size  
56% polyester  
44% recycled polyester

9NK01	Alpine
9NK02	Carbon
9NK03	Nightfall
9NK04	Olive
9NK05	Cocoa
9NK06	Canyon

### Whisper

Ancillary/Seating/Workspaces  
54" wide  
73% recycled polyester  
27% polyester,  
with 11.3% ocean bound plastic

1WS01	Sand Dollar
1WS02	Pebble
1WS03	Silver Birch
1WS04	Iceberg
1WS05	Silver Pine
1WS06	Carbon
1WS07	Cumin
1WS12	Willow
1WS13	Sea Grass
1WS14	Pool
1WS15	Blueberry
1WS16	Glacier
1WS17	Grey
1WS18	Canyon

## Price Category 2

### Aristo

Seating/Workspaces  
54" wide  
88% recycled polyester  
12% polyester  
Acrylic backing

3AR01	Forest Moss
3AR02	Light Brindle
3AR03	Mink
3AR04	Copper
3AR06	Cherry
3AR08	Green Apple
3AR10	Waterfall
3AR11	Cadet
3AR12	Tin
3AR13	Pewter
3AR14	Grey Brindle
3AR15	Grey Black

### Cord

Workspaces  
66" wide  
51% antimony-free polyester  
49% polyester

5101	Ivory
5102	White Ash
5103	Linen
5104	Bamboo
5105	Sepia
5107	Sesame
5109	Bayou
5111	Spring Wood
5112	Summer White

### Crepe

Ancillary/Seating/Workspaces  
54" wide  
100% recycled polyester,  
with 43.6% ocean bound plastic

9201	Licorice
9203	Smoke
9207	Cherry
9223	Cadet
9241	Beachglass
9249	Stone *
9251	Fog *
9252	Slate Grey
9261	Shale
9262	Graphite
9265	Mineral
9266	Persimmon
9267	Juniper
9268	Glacier
9269	Cascade
9270	Navy

\* Colors available on Exclave®  
Video-friendly Tackable Boards and  
Stowage Tackable Backdrop

### Epic

Seating/Workspaces  
54" wide  
56% recycled polyester  
44% polyester  
Acrylic backing

3EP01	Alabaster
3EP02	Smoke
3EP03	Falcon
3EP05	Copper
3EP06	Urban Orange
3EP07	Poppy
3EP10	Clover
3EP11	Loden
3EP14	Peacock
3EP15	Cadet
3EP16	Indigo
3EP17	Spring Wood
3EP18	Grey Brindle
3EP19	Seed
3EP20	Carbon Dark

Price category 2 continued on  
next page

Textile Colors

continued

GSA

Price Category 2

continued

Appendix: Textile Colors

Hint	
Seating/Workspaces	
54" wide	
76% recycled polyester	
24% polyester	
3DP01	Sediment
3DP02	Gunmetal
3DP03	Silt
3DP04	Porcelain
3DP05	Indigo
3DP06	Fern
3DP07	Adobe
3DP08	Red Sea
Horizon	
Workspaces	
54" wide	
65% antimony-free polyester	
35% polyester	
4N01	Rye Grass
4N02	Sugar Pine
4N03	Silver Pine
4N04	White Ash
4N05	Spring Wood
4N08	Haystack
4N09	Oat Grass
4N13	Pine Cone
4N15	Elderberry
Marvel	
Seating	
54" wide	
100% pvc-free polyurethane	
1MV01	Summer White
1MV02	Sand Dollar
1MV03	Espresso
1MV04	Folkstone Grey
1MV05	Graphite
1MV06	Onyx
1MV07	Polar Blue
1MV08	Blush Grey
1MV12	Red
1MV14	Pine
1MV15	Teal Green
1MV16	Twilight

Medley	
Ancillary/Seating/Workspaces	
54" wide	
50% recycled polyester	
50% polyester	
1HA01	Stone *
1HA02	Trail
1HA03	Charcoal
1HA04	Cinder
1HA06	Papaya
1HA07	Chutney
1HA09	Feather Grey *
1HA11	Loden
1HA13	Bayou *
1HA14	Blue Grotto
1HA15	Blueberry
1HA22	Khaki
1HA23	Pewter
1HA24	Yellow Oxide
1HA25	Vintage Rose
1HA26	Raspberry
1HA27	Acai Berry
* Colors available on Exclave®	
Video-friendly Tackable Boards	
and Stowage Tackable Backdrop	
Mellow	
Seating/Workspaces	
54" wide	
100% recycled polyester,	
with 16% ocean bound plastic	
4ME01	Mineral
4ME04	Olive
4ME05	Glacier
4ME06	Oceanside
4ME07	Charcoal

Metaphor – Maharam	
Ancillary/Seating/Workspaces	
54" wide	
100% polyester	
Acrylic backing	
ZMA01/466553-001	Afterfeather
ZMA02/466553-002	Moonflower
ZMA03/466553-003	Handcraft
ZMA04/466553-004	Crossroad
ZMA05/466553-005	Chondrite
ZMA06/466553-006	Detective
ZMA07/466553-007	Steamship
ZMA08/466553-008	Electricity
ZMA09/466553-009	Takeoff
ZMA10/466553-010	Parachute
ZMA11/466553-011	Blueshift
ZMA12/466553-012	Dockyard
ZMA13/466553-013	Bathe
ZMA14/466553-014	Icebound
ZMA15/466553-015	Thermosphere
ZMA16/466553-016	Aboard
ZMA17/466553-017	Agateware
ZMA18/466553-018	Homeland
ZMA19/466553-019	Rockfall
ZMA20/466553-020	Undergrowth
ZMA21/466553-021	Gremolata
ZMA22/466553-022	Patina
ZMA23/466553-023	Sylvan
ZMA24/466553-024	Outfield
ZMA25/466553-025	Windbreak
ZMA26/466553-026	Saguaro
ZMA27/466553-027	Barnwood
ZMA28/466553-028	Cookshop
ZMA29/466553-029	Amandine
ZMA30/466553-030	Bodhran
ZMA31/466553-031	Centerstage
ZMA32/466553-032	Focaccia
ZMA33/466553-033	Bumblebee
ZMA34/466553-034	Microbrew
ZMA35/466553-035	Sauna
ZMA36/466553-036	Gazebo
ZMA37/466553-037	Pirouette
ZMA38/466553-038	Heartbeat
ZMA39/466553-039	Shino
ZMA40/466553-040	Sunrise

Metaphor continued	
ZMA41/466553-041	Florist
ZMA42/466553-042	Beadwork
ZMA43/466553-043	Framboise
ZMA44/466553-044	Wisteria
ZMA45/466553-045	Warrior
Muse – Maharam	
Ancillary/Seating/Workspaces	
54" wide	
100% post-consumer recycled polyester	
8I101/466487-001	Crescendo
8I102/466487-002	Resonate
8I103/466487-003	Runway
8I104/466487-004	Ascend
8I105/466487-005	Veil
8I106/466487-006	Refresh
8I107/466487-007	Clear
8I108/466487-008	Fantasy
8I109/466487-009	Miso
8I110/466487-010	Compass
8I111/466487-011	Bergamot
8I112/466487-012	Grasshopper
8I113/466487-013	Goal
8I114/466487-014	Mistletoe
8I115/466487-015	Seaglass
8I116/466487-016	Frigid
8I117/466487-017	Riverbend
8I118/466487-018	Noble
8I119/466487-019	Pulsar
8I120/466487-020	Velella
8I121/466487-021	Sailboat
8I122/466487-022	Sparse
8I123/466487-023	Vase
8I124/466487-024	Haven
8I125/466487-025	Mead
8I126/466487-026	Neat
8I127/466487-027	Jovial
8I128/466487-028	Theater
8I129/466487-029	Poinsettia
8I130/466487-030	Celebrate
8I131/466487-031	Spectacle

Price category 2 continued on next page



# Textile Colors

continued

## GSA

### Price Category 2

continued

Rhythm	
Seating	
54" wide	
100% polyester	
3002	Green Apple
3004	Bayou
3005	Berry Blue
3006	Iris
3007	Twilight
3009	Poppy
3010	Molasses
3012	Khaki
3013	Mink
3014	Black *
3015	Charcoal *

\* Colors available on Embody® Chair

Sequel	
Ancillary/Seating/Workspaces	
54" wide	
100% vinyl	
100% polyester knit backing	
Resilience® finish	
3SL01	White
3SL02	Pebble
3SL03	Mushroom
3SL04	Stone
3SL09	Seal
3SL10	Blue Fog
3SL11	Folkstone
3SL12	Shale
3SL13	Slate Grey
3SL14	Charcoal
3SL15	Carbon Dark
3SL28	Navy *

\* Color available on Eames® Tandem Sling Seating

Terra	
Ancillary/Seating/Workspaces	
54" wide	
100% post-consumer recycled biodegradable polyester *	
4TE01	Spring Wood
4TE02	Zinc
4TE03	Pine Cone
4TE04	Charcoal
* 1% biodegradation in 1,278 days under ASTM D5511 conditions. No evidence of further degradation.	

Twine	
Workspaces	
66" wide	
100% recycled polyester	
3TW01	Silver Birch
3TW02	Ivory
3TW03	Alabaster
3TW04	Bamboo
3TW05	Iceberg
3TW06	Charcoal
3TW07	Feather Grey
3TW08	Shale

Twist	
Ancillary/Seating/Workspaces	
54" wide	
80% antimony-free polyester	
13% recycled polyester	
7% polyester	
8R05	Wicker
8R10	Poppy
8R14	Tin
8R15	Shale
8R16	Graphite
8R17	Birch
8R18	Sepia
8R22	Blueberry
8R23	Green Apple
8R26	Gunmetal
8R27	Cinder
8R29	Pekoe
8R33	Forest
8R35	Waterfall
8R36	Midnight Blue
8R37	Carbon Dark

Twist	
Workspaces	
For systems products only.	
54" wide	
80% antimony-free polyester	
13% recycled polyester	
7% polyester	
5S03	Oyster

### Price Category 3

Ace	
Ancillary/Seating	
54" wide	
100% polyurethane	
Polyester knit backing	
Stain resistant finish	
3AC01	Summer White
3AC02	White Ash
3AC04	Metal
3AC05	Clay
3AC06	Chestnut
3AC08	Camelback
3AC09	Chipotle
3AC12	Artichoke
3AC13	Sepia Dark
3AC14	Aloe
3AC17	Oceanside
3AC18	Midnight
3AC20	Frost
3AC21	Lead
3AC22	Black

Fractal	
Ancillary/Seating/Workspaces	
58" wide	
84% recycled polyester	
16% polyester	
43Z01	Granite
43Z02	Golden Olive
43Z03	Verdant
43Z04	Cadet

Price category 3 continued on next page

# Textile Colors

continued

GSA

## Price Category 3

continued

Ground Cloth®	
Workspaces	
66" wide	
100% polyester	
4701	Vapor Grey
4721	Warm White *
4722	Fog *
4723	Straw *
4724	Red Orange *
4726	Green Apple *
4727	Caribbean *
4728	Midnight *
4729	Cappuccino *

\* Colors available on Exclave®  
Video-friendly Tackable Boards  
and Stowage Tackable Backdrop

Latitude	
Seating	
Colors for Mirra 2 Chairs	
100% polyester	
8M10	Alpine
8M17	Black
8M23	French Press
8M27	Cordovan
8M28	Ochre
8M29	Ultramarine
8M30	Olive

Meld - Maharam	
Seating/Workspaces	
Workspaces	
54" wide	
68% post-consumer recycled polyester	
32% polyester	
PFOA-Free stain resistant	
ZM201/466387-201	Vast
ZM202/466387-202	Panda **
ZM203/466387-203	Skyline *
ZM204/466387-204	Knight **
ZM205/466387-205	Quill **
ZM206/466387-206	Pipe
ZM207/466387-207	Grate *
ZM208/466387-208	Gloss
ZM209/466387-209	Bulb

Meld continued	
ZM210/466387-210	Bride
ZM211/466387-211	Stark
ZM212/466387-212	Seashell
ZM213/466387-213	Antler
ZM214/466387-214	Crater *
ZM215/466387-215	Perennial
ZM216/466387-216	Mulberry
ZM217/466387-217	Fuchsia *
ZM218/466387-218	Amethyst *
ZM219/466387-219	Merlot
ZM220/466387-220	Magma *
ZM221/466387-221	Rooster
ZM222/466387-222	Heat *
ZM223/466387-223	Clementine
ZM224/466387-224	Fox
ZM225/466387-225	Kiss *
ZM226/466387-226	Bare
ZM227/466387-227	Blonde
ZM228/466387-228	Mimosa
ZM229/466387-229	Comet *
ZM230/466387-230	Honeydew
ZM231/466387-231	Wild *
ZM232/466387-232	Vine
ZM233/466387-233	Seed
ZM234/466387-234	Kale *
ZM235/466387-235	Waterfall *
ZM236/466387-236	Nordic *
ZM237/466387-237	Reef *
ZM238/466387-238	Wave
ZM239/466387-239	Isle **
ZM240/466387-240	Creek
ZM241/466387-241	Mariner *
ZM242/466387-242	Globe
ZM243/466387-243	Spa

\* Colors available on  
20-day lead time.  
\*\* Colors available on  
10-day lead time.

Parcel	
Ancillary/Seating/Workspaces	
54" wide	
100% recycled polyester	
4GE01	Gunmetal
4GE02	Brindle
4GE03	Bayou
4GE04	Pesto
4GE05	Golden Olive
4GE06	Copper Sea
Saille - Geiger Textile	
Ancillary	
57" wide	
69% cotton	
31% polyester	
PFOA-Free stain resistant finish	
Acrylic backing	
18001	Coal
18002	Shale
18003	Haze
18004	Stone
18005	White *
18006	Beach
18007	Sand
18008	Blush
18009	Brick
18010	Fog
18011	Celadon
18012	Poolside
18013	Summer Sky
18014	Lake
18015	Midnight Blue

\* Color not available on Eames®  
Soft Pad Group Chairs/Ottomans.

Strands	
Workspaces	
66" wide	
100% recycled polyester	
8W01	Pebble
8W02	Porcelain
8W04	Honey
8W05	Khaki
8W06	Rye
8W07	Wicker
8W08	Tin
8W09	Cool Grey

# Textile Colors

continued

GSA

## Price Category 4

Cygnus	
Ancillary	
For Eames® Aluminum Group Chairs	
69% elastomeric	
31% polyester	
5401	Black
5402	Zinc
5403	Quartz

Daydream	
Ancillary/Seating	
54" wide	
48% wool	
41% recycled polyester	
9% nylon	
2% polyester	
3DM01	Rye Grass
3DM02	Silver Birch
3DM03	Pewter
3DM04	Graphite
3DM05	Black
3DM06	Lemongrass
3DM07	Permission
3DM08	Juniper
3DM09	Sea Grass
3DM10	Nightfall

Kalista - Geiger Textile	
Ancillary	
54" wide	
71% post-industrial recycled cotton	
18% post-industrial recycled polyester	
11% polyester	
PFOA-Free stain resistant finish	
1AL01	Cotton
1AL02	Natural
1AL03	Titanium
1AL04	Pewter
1AL05	Starry Night
1AL06	Red Hot
1AL07	Sun Kissed
1AL08	Dune
1AL09	Beach Glass
1AL10	Bluestone
1AL11	Seaside
1AL12	Night Sky

Lariat – Maharam	
Ancillary/Seating	
54" wide	
100% vinyl	
ZLR01/440401-001	001
ZLR02/440401-002	002
ZLR04/440401-004	004
ZLR06/440401-006	006
ZLR07/440401-007	007
ZLR08/440401-008	008
ZLR10/440401-010	010
ZLR11/440401-011	011
ZLR13/440401-013	013
ZLR14/440401-014	014
ZLR15/440401-015	015
ZLR16/440401-016	016
ZLR18/440401-018	018
ZLR20/440401-020	020
ZLR21/440401-021	021
ZLR24/440401-024	024
ZLR25/440401-025	025
ZLR26/440401-026	026
ZLR28/440401-028	028
ZLR31/440401-031	031
ZLR32/440401-032	032
ZLR33/440401-033	033
ZLR34/440401-034	034
ZLR38/440401-038	038
ZLR39/440401-039	Granite
ZLR40/440401-040	Linen
ZLR41/440401-041	Stella
ZLR42/440401-042	Saddle
ZLR43/440401-043	Holly
ZLR44/440401-044	Maroon
ZLR45/440401-045	Siren
ZLR46/440401-046	Reseda
ZLR47/440401-047	Purslane
ZLR48/440401-048	Spire
ZLR49/440401-049	Papyrus
ZLR50/440401-050	Chickadee
ZLR51/440401-051	Requiem

Sync	
Ancillary/Seating	
55" wide	
100% polyester	
3SY01	Pine Cone
3SY03	Canyon
3SY04	Truffle
3SY06	Everglade
3SY08	Nightfall
3SY09	Dark Mineral
3SY10	Slate Grey
3SY11	Dark Carbon
3SY12	Black

## Price Category 5

Arlo - Maharam	
Ancillary/Seating	
70% wool	
30% polyester	
5YT01	Turn
5YT02	Embers
5YT03	Parallel
5YT04	Octave
5YT05	Musing
5YT06	Summon
5YT07	Dynamic
5YT08	Signals
5YT09	Aspect
5YT10	Dedicate
5YT11	Juniper
5YT12	Cilantro
5YT13	Hawthorn
5YT14	Thread
5YT15	Spalted
5YT16	Warmer
5YT17	Misted
5YT18	Share
5YT19	Chord
5YT20	Heroic
5YT21	Arpeggio
5YT22	Roots
5YT23	Sumac
5YT24	Purl
5YT25	Homeward

Cozy	
Ancillary/Seating	
54" wide	
100% wool	
3CY01	Heathered Warm Grey
3CY02	Heathered Rye Grass
3CY03	Heathered Cool Grey
3CY05	Heathered Black
3CY06	Heathered Persimmon
3CY07	Heathered Loden
3CY09	Heathered Lagoon
3CY10	Heathered Twilight

Price category 5 continued on next page

# Textile Colors

continued

## GSA

### Price Category 5

continued

Hopsak	
Ancillary/Seating/Workspaces	
56" wide	
100% recycled polyester	
14A20	Black
14A22	Raw Umber Dark
14A26	Grey Blue Dark
14A30	Sepia Dark
14A38	Emerald Dark
14A39	Yellow Dark
14A40	Orange
14A41	Sienna
14A42	Olive Green Dark
14A43	Crimson
14A44	Crimson Dark Dark
14A45	Violet Dark
14A46	Pink Dark Dark
14A47	Ultramarine Dark
14A48	Cobalt Blue
14A49	Terra Cotta
14A50	Ochre Dark

Ingenuie - Geiger Textile	
Ancillary	
54" wide	
28% wool	
26% viscose	
25% acrylic	
16% polyester	
5% cotton	
PFOA-Free stain resistant finish	
1GH01	Sand
1GH02	Fog
1GH03	Flannel
1GH04	Trench
1GH05	Vermillion
1GH06	Adriatic
1GH07	Umber
1GH08	Charcoal

Method – Maharam	
Seating/Workspaces	
54" wide	
100% recycled polyester	
with 12% ocean-bound plastic	
40G01/466579-001	Inspire
40G02/466579-002	Rhea
40G03/466579-003	Noise
40G04/466579-004	Speedway
40G05/466579-005	Villanelle
40G06/466579-006	Maestro
40G07/466579-007	Destiny
40G08/466579-008	Possess
40G09/466579-009	Waterside
40G10/466579-010	Relax
40G11/466579-011	Delightful
40G12/466579-012	Parrotlet
40G13/466579-013	Verdurous
40G14/466579-014	Bosky
40G15/466579-015	Acreage
40G16/466579-016	Allude
40G17/466579-017	Tweed
40G18/466579-018	Korma
40G19/466579-019	Fossilize
40G20/466579-020	Cattail
40G21/466579-021	Shortcake
40G22/466579-022	Racecar
40G23/466579-023	Courtship
40G24/466579-024	Jam
40G25/466579-025	Sparrow

Nico - Maharam	
Ancillary/Seating/Workspaces	
54" wide	
63% wool	
21% polyester	
16% solution-dyed nylon	
ZNC01/466564-001	Alcazar
ZNC02/466564-002	Ironclad
ZNC03/466564-003	Tune
ZNC04/466564-004	Bridegroom
ZNC05/466564-005	Diode
ZNC06/466564-006	Jest

Nico continued	
ZNC07/466564-007	Sanctuary
ZNC08/466564-008	Aquarius
ZNC09/466564-009	Houseboat
ZNC10/466564-010	Olympian
ZNC11/466564-011	Tennis
ZNC12/466564-012	Dressage
ZNC13/466564-013	Zing
ZNC14/466564-014	Bitterroot
ZNC15/466564-015	Gemini
ZNC16/466564-016	Posh
ZNC17/466564-017	Sizzle
ZNC18/466564-018	Cheerful
ZNC19/466564-019	Watermelon
ZNC20/466564-020	Toucan
ZNC21/466564-021	Rosin
ZNC22/466564-022	Jousting
ZNC23/466564-023	Jojoba
ZNC24/466564-024	Dromedary
ZNC25/466564-025	Toasty
ZNC26/466564-026	Casaba
ZNC27/466564-027	Greenhouse
ZNC28/466564-028	Sibyl
ZNC29/466564-029	Spearmint
ZNC30/466564-030	Pothos
ZNC31/466564-031	Calathea
ZNC32/466564-032	Landscape
ZNC33/466564-033	Espalier
ZNC34/466564-034	Gecko
ZNC35/466564-035	Meditation

Summit	
Ancillary/Seating	
54" wide	
100% silicone	
Polyester knit backing	
3SU02	Oyster
3SU03	Zinc
3SU04	Sparrow
3SU07	Black
3SU09	Beachglass
3SU10	Midnight

Vionette - Geiger Textile	
Ancillary	
55" wide	
100% polyester	
1GJ01	White Sand Mix
1GJ02	Desert Mix
1GJ03	Light Gray Mix
1GJ04	Pewter Mix
1GJ05	Cobalt Mix
1GJ06	Prussian Blue Mix
1GJ07	Chocolate Mix
1GJ08	Champagne
1GJ09	Morning Sky
1GJ10	Aquatic
1GJ11	Sapphire
1GJ12	Midnight Blue
1GJ13	Shadow
1GJ14	Java
1GJ15	Carbon
1GJ16	Black
1GJ17	Claret
1GJ18	Poppy

# Textile Colors

continued

GSA

## Price Category 6

Balance	
Seating	
For Embody® chairs	
100% polyester	
3512	Carbon
3513	Black

Outdoor Weave	
Ancillary	
For Eames® Aluminum Group	
Outdoor Chairs	
50% elastomeric	
50% polypropylene	
7203	Lead
7205	Graphite

## Price Category 7

Customer's Own Leather	
Seating/Ancillary	
See Order Information in	
Appendices. Assigned lead-time	
textile. <a href="#">A</a>	

Beck – Maharam	
Ancillary/Seating	
55" wide	
78% wool	
22% nylon	
ZB301/466571-001	Overshadow
ZB302/466571-002	Molecule
ZB303/466571-003	Zeitgeist
ZB304/466571-004	Blacksmith
ZB305/466571-005	Cornerstone
ZB306/466571-006	Chainmail
ZB307/466571-007	Buckram
ZB308/466571-008	Callisto
ZB309/466571-009	Interlude
ZB310/466571-010	Letterpress
ZB311/466571-011	Memoir
ZB312/466571-012	Litmus
ZB313/466571-013	Stoic
ZB314/466571-014	Inkpad
ZB315/466571-015	Praxis
ZB316/466571-016	Astute
ZB317/466571-017	Percolate
ZB318/466571-018	Halocline
ZB319/466571-019	Semblance
ZB320/466571-020	Loch
ZB321/466571-021	Lido
ZB322/466571-022	Underwater
ZB323/466571-023	Tetrapod
ZB324/466571-024	Nymph
ZB325/466571-025	Appalachian
ZB326/466571-026	Menthol
ZB327/466571-027	Woodruff
ZB328/466571-028	Malachite
ZB329/466571-029	Botanist
ZB330/466571-030	Woodlet
ZB331/466571-031	Katydid
ZB332/466571-032	Exuberant
ZB333/466571-033	Retrospect

Beck continued	
ZB334/466571-034	Lambic
ZB335/466571-035	Argil
ZB336/466571-036	Brushstroke
ZB337/466571-037	Candescent
ZB338/466571-038	Reedbuck
ZB339/466571-039	Clayware
ZB340/466571-040	Curio
ZB341/466571-041	Whimsy
ZB342/466571-042	Effervescent
ZB343/466571-043	Lingonberry
ZB344/466571-044	Resplendent
ZB345/466571-045	Hollyhock
ZB346/466571-046	Filigree
ZB347/466571-047	Plutonic
ZB348/466571-048	Foundry
ZB349/466571-049	Patisserie
ZB390	Gold 007/032/033 *
ZB391	Russet 036/040/039 *
ZB392	Indigo 008/013/014 *
ZB393	Forest 006/031/028 *

\* Colors available only on  
Girard Color Wheel Ottoman.

Bellano - Geiger Textile	
Ancillary	
55" wide	
75% wool	
10% linen	
8% nylon	
7% alpaca	
1AX01	Pearl
1AX02	Fog
1AX03	Fawn
1AX04	Pumice
1AX05	Pewter
1AX06	Atlantic
1AX07	Black Green
1AX08	Adriatic
1AX09	Coffee
1AX10	Charcoal
1AX11	Umber
1AX12	Magenta
1AX13	Bittersweet
1AX14	Sunflower

Capri - Geiger Textile	
Ancillary	
55" wide	
36% cotton	
32% acrylic	
24% rayon	
8% polyester	
PFOA-Free stain resistant finish	
Acrylic backing	
17201	Snow
17202	Stone
17203	Trench
17204	Graphite
17205	Anthracite
17206	Light Silver
17207	Russet
17208	Chestnut Brown
17209	Sand
17210	Sterling
17211	Cobalt
17212	Ink

Mantle - Maharam	
Ancillary/Seating	
59% recycled polyester	
37% polyester	
4% spandex	
8PV01	Pavement
8PV02	Future
8PV03	Piper
8PV04	Manifesto
8PV05	Mapo
8PV06	Redwood
8PV07	Rocky
8PV08	Impala
8PV09	Warbler
8PV10	Guild
8PV11	Kinetic
8PV12	Behold
8PV13	Orb
8PV14	Sport
8PV15	Utopia
8PV16	True
8PV17	Galore

Price category 7 continued on  
next page

Textile Colors

continued

GSA

Price Category 7

continued

Price Category 8

Appendix: Textile Colors

Mantle continued

8PV18	Parsley
8PV19	Dare
8PV20	Branzino
8PV21	Network
8PV22	Standard
8PV23	Salamander
8PV24	Oscillate

Milaner - Geiger Textile

Ancillary	
55" wide	
56% wool, 10% acrylic	
10% alpaca, 10% cotton	
8% nylon, 6% rayon	
17101	Linen
17102	Flax
17103	Bark
17104	Deep Navy
17105	Charcoal
17106	Medium Grey
17107	Ash
17108	Crimson

Panno di Dolce - Geiger Textile

Ancillary	
55" wide	
65% wool	
20% nylon	
15% alpaca	
1AV01	Fog
1AV02	Dune
1AV03	Trench
1AV04	Flannel
1AV05	Charcoal
1AV06	Umber
1AV07	Deep Navy
1AV08	Graphite
1AV09	Orange
1AV10	Pink
1AV11	Deep Red
1AV12	Bright Green
1AV13	Cerulean Blue
1AV14	Deep Cerulean Blue

Resca - Geiger Textile

Ancillary	
56" wide	
75% wool	
10% linen	
8% nylon	
7% alpaca	
1AW01	Fog
1AW02	Dune
1AW03	Trench
1AW04	Flannel
1AW05	Umber
1AW06	Bordeaux

Rowan - Maharam

Ancillary/Seating	
77% wool	
12% nylon	
6% acrylic	
5% linen	
5K301	Kingdom
5K302	Northern
5K303	Rabbit
5K304	Elephant
5K305	Furrow
5K306	Heirloom
5K307	Appear
5K308	Repose
5K309	Blackcurrant
5K310	Courage
5K311	Bordeaux
5K312	Cherish
5K313	Brickfield
5K314	Hibiscus
5K315	Carnelian
5K316	Cinnabar
5K317	Toasted
5K318	Revea
5K319	Cortado
5K320	Medallion
5K321	Polenta
5K322	Prized
5K323	Travertine
5K324	Companion
5K325	Library
5K326	Fable

Rowan continued

5K327	Pixie
5K328	Arboretum
5K329	Ease
5K330	Sapling
5K331	Cottonwood
5K332	Scout
5K333	Valleyside
5K334	Ornament
5K335	Zucchini
5K336	Ethereal
5K337	Springtide
5K338	Traverse
5K339	Untold
5K340	Flowing
5K341	Laguna
5K342	Cerulean
5K343	Soundscape
5K344	Message
5K345	Freefall
5K346	Musical
5K347	Puzzle
5K348	Operatic
5K349	Daydream
5K350	Shale
5K351	Forward
5K352	Anthracite

Wool Tweed - Geiger Textile

Ancillary	
54" wide	
80% wool, 20% nylon	
16601	Trench
16602	Pewter
16603	Ruby
16604	Blue Gray
16605	Navy
16606	Umber
16607	Charcoal

Luce - Maharam

Ancillary/Seating	
59" wide	
75% post-consumer recycled wool	
20% polyester	
5% nylon	
ZLU01/466566-001	Brioche
ZLU02/466566-002	Blanched
ZLU03/466566-003	Relic
ZLU04/466566-004	Sinter
ZLU05/466566-005	Scoria
ZLU06/466566-006	Austere
ZLU07/466566-007	Pigment
ZLU08/466566-008	Alkali
ZLU09/466566-009	Tidal
ZLU10/466566-010	Imbue
ZLU11/466566-011	Reservoir
ZLU12/466566-012	Brine
ZLU13/466566-013	Undertone
ZLU14/466566-014	Prelude
ZLU15/466566-015	Submerge
ZLU16/466566-016	Cypress
ZLU17/466566-017	Awash
ZLU18/466566-018	Adriatic
ZLU19/466566-019	Province
ZLU20/466566-020	Virescent
ZLU21/466566-021	Nettle
ZLU22/466566-022	Agrarian
ZLU23/466566-023	Serpentine
ZLU24/466566-024	Laurel
ZLU25/466566-025	Clarion
ZLU26/466566-026	Gooseberry
ZLU27/466566-027	Swelter
ZLU28/466566-028	Etruscan
ZLU29/466566-029	Coulis
ZLU30/466566-030	Rubescient
ZLU31/466566-031	Akoya
ZLU32/466566-032	Radiant
ZLU33/466566-033	Regent
ZLU34/466566-034	Spectral
ZLU35/466566-035	Thistle



# Textile Colors

continued

## GSA

### Price Category 9

Gemma – Maharam	
Ancillary/Seating	
55" wide	
85% wool	
15% nylon	
ZGE01/466568-001	Crinoline
ZGE02/466568-002	Angelic
ZGE03/466568-003	Savory
ZGE04/466568-004	Honeycomb
ZGE05/466568-005	Gilded
ZGE06/466568-006	Paddleboat
ZGE07/466568-007	Stagecoach
ZGE08/466568-008	Waterbuck
ZGE09/466568-009	Earnest
ZGE10/466568-010	Auric
ZGE11/466568-011	Carmine
ZGE12/466568-012	Serape
ZGE13/466568-013	Ferric
ZGE14/466568-014	Canyon
ZGE15/466568-015	Alembic
ZGE16/466568-016	Patio
ZGE17/466568-017	Sorrel
ZGE18/466568-018	Root
ZGE19/466568-019	Mansion
ZGE20/466568-020	Buff
ZGE21/466568-021	Starch
ZGE22/466568-022	Dawn
ZGE23/466568-023	Countryside
ZGE24/466568-024	Dewy
ZGE25/466568-025	Reliquary
ZGE26/466568-026	Deluge
ZGE27/466568-027	Overlay
ZGE28/466568-028	Electron
ZGE29/466568-029	Sheath
ZGE30/466568-030	Quietude
ZGE31/466568-031	Jargon
ZGE32/466568-032	Powder
ZGE33/466568-033	Tide
ZGE34/466568-034	Outwash
ZGE35/466568-035	Enamored
ZGE36/466568-036	Smitten
ZGE37/466568-037	Revere
ZGE38/466568-038	Mangosteen
ZGE39/466568-039	Allium
ZGE40/466568-040	Immense

Gemma continued	
ZGE41/466568-041	Chamber
ZGE42/466568-042	Cosmos
ZGE43/466568-043	Inkling
ZGE44/466568-044	Rainwater
ZGE45/466568-045	Shade
ZGE46/466568-046	Pendant
ZGE47/466568-047	Axial
ZGE48/466568-048	Fervent
ZGE49/466568-049	Legacy
ZGE50/466568-050	Caliber
ZGE51/466568-051	Temple
ZGE52/466568-052	Evenfall

Jasper - Maharam	
Seating	
53" wide	
55% wool	
27% solution-dyed nylon	
18% cotton	
ZJA01/466563-001	Thrill
ZJA02/466563-002	Anise
ZJA03/466563-003	Grapefruit
ZJA04/466563-004	Lifeguard
ZJA05/466563-005	Heartfelt
ZJA06/466563-006	Corsage
ZJA07/466563-007	Earthenware
ZJA08/466563-008	Bear
ZJA09/466563-009	Firelight
ZJA10/466563-010	Dreamcatcher
ZJA11/466563-011	Bobcat
ZJA12/466563-012	Glacial
ZJA13/466563-013	Vaporize
ZJA14/466563-014	Trapdoor
ZJA15/466563-015	Halcyon
ZJA16/466563-016	Observatory
ZJA17/466563-017	Steamboat
ZJA18/466563-018	Aquathlon
ZJA19/466563-019	Cloudless
ZJA20/466563-020	Briny
ZJA21/466563-021	Magical
ZJA22/466563-022	Picnic
ZJA23/466563-023	Herbage
ZJA24/466563-024	Pasture
ZJA25/466563-025	Courtyard
ZJA26/466563-026	Leapfrog

Leather	
Ancillary/Seating	
approx. 50 sq. ft. per hide	
100% leather	
2101	Ivory
2109	Black *
2110	Smoke
2111	Graphite
2112	Khaki
2113	Rattan
2114	Truffle
2115	Alpine
2116	Haze
2117	Sable Grey
2118	Dark Mineral **
2119	Dark Carbon ***
2120	Cranberry
2121	Deep Sea

\* Armpad color available on Aeron® Chair, Graphite.  
 \*\* Armpad color available on Aeron Chair, Mineral.  
 \*\*\* Armpad color available on Aeron Chair, Carbon.

### Price Category 10

Bristol Leather - Geiger Textile	
Ancillary	
approx. 55 sq. ft. per hide	
100% leather	
5-507	Black
5-511	Putty
5-519	Hunter
5-520	White
5-521	Ivory
5-522	Parchment
5-537	Caribbean
5-546	Pumice
5-547	Smoke
5-548	Charcoal
5-549	Dark Shale
5-556	Downtown Grey
5-557	City Night
5-559	Ash Grey
5-563	Champagne
5-564	Chestnut Brown
5-565	Dark Sienna
5-566	Earthen
5-567	Desert
5-568	British Green
5-579	Paris Blue
5-583	Atlantic
5-592	Camel
5-594	Taupe
5-597	Pure
5-598	Cream
5-600	Midnight Blue
5-603	Sangria
5-604	Swiss Red
5-605	Nordic Yellow
5-606	Sky Grey
5-608	Natural

Price category 10 continued on next page

# Textile Colors

continued

## GSA

### Price Category 10

continued

Firma – Maharam	
Ancillary/Seating	
55" wide	
78% wool	
22% nylon	
3KH01/466582-001	Wrath
3KH02/466582-002	Pantomime
3KH03/466582-003	Shaded
3KH04/466582-004	Prologue
3KH05/466582-005	Framework
3KH06/466582-006	Railroad
3KH07/466582-007	Grommet
3KH08/466582-008	Lunisolar
3KH09/466582-009	Snowpack
3KH10/466582-010	Coldsnap
3KH11/466582-011	Sealift
3KH12/466582-012	Brood
3KH13/466582-013	Intertidal
3KH14/466582-014	Confide
3KH15/466582-015	Secluded
3KH16/466582-016	Leisure
3KH17/466582-017	Portfolio
3KH18/466582-018	Strato
3KH19/466582-019	Fogbow
3KH20/466582-020	Snowcone
3KH21/466582-021	Kazoo
3KH22/466582-022	Esteem
3KH23/466582-023	Mackerel
3KH24/466582-024	Brooch
3KH25/466582-025	Caesious
3KH26/466582-026	Islet
3KH27/466582-027	Biosphere
3KH28/466582-028	Hilltop
3KH29/466582-029	Arboreal
3KH30/466582-030	Lineage
3KH31/466582-031	Comfrey
3KH32/466582-032	Circe
3KH33/466582-033	Ecosystem
3KH34/466582-034	Knack
3KH35/466582-035	Watt
3KH36/466582-036	Epiphany
3KH37/466582-037	Gamma
3KH38/466582-038	Taxicab
3KH39/466582-039	Varietal

Gemma Multi – Maharam	
Ancillary/Seating	
55" wide	
85% wool	
15% nylon	
ZGF01/466569-001	Andromeda
ZGF02/466569-002	Dappled
ZGF03/466569-003	Lyra
ZGF04/466569-004	Flaunt
ZGF05/466569-005	Celluloid
ZGF06/466569-006	Hydrozoa
ZGF07/466569-007	Firefly
ZGF08/466569-008	Pisces
ZGF09/466569-009	Strath
ZGF10/466569-010	Erosion
ZGF11/466569-011	Cabaret
ZGF12/466569-012	Candytuft
ZGF13/466569-013	Juice
ZGF14/466569-014	Fairground
ZGF15/466569-015	Copperplate
ZGF16/466569-016	Sunbird
ZGF17/466569-017	Cinematic
ZGF18/466569-018	Clairvoyant
ZGF19/466569-019	Crocus
ZGF20/466569-020	Memoir
ZGF21/466569-021	Roulette
ZGF22/466569-022	Voltaic
ZGF23/466569-023	Compote
ZGF24/466569-024	Lambent
ZGF25/466569-025	Twister
ZGF26/466569-026	Chronicle
ZGF27/466569-027	Sidereal
ZGF28/466569-028	Tanzanite
ZGF29/466569-029	Crystalize
ZGF30/466569-030	Chromium
ZGF31/466569-031	Pallium
ZGF32/466569-032	Spectre
ZGF33/466569-033	Courgette
ZGF34/466569-034	Viper
ZGF35/466569-035	Sunlit
ZGF36/466569-036	Heavenly
ZGF37/466569-037	Vernal
ZGF38/466569-038	Cress
ZGF39/466569-039	Limn
ZGF40/466569-040	Horseradish

Gemma Multi continued	
ZGF41/466569-041	Shandy
ZGF42/466569-042	Granary
ZGF43/466569-043	Percolate
ZGF44/466569-044	Motor
ZGF45/466569-045	Unicorn
ZGF46/466569-046	Lobster
ZGF47/466569-047	Rhododendron
ZGF48/466569-048	Taffy
ZGF49/466569-049	Rishi
ZGF50/466569-050	Backcountry
ZGF51/466569-051	Buckthorn
ZGF52/466569-052	Coniferous
ZGF53/466569-053	Delphic
ZGF54/466569-054	Hieroglyph
ZGF55/466569-055	Eiderdown
ZGF56/466569-056	Sandbar
ZGF57/466569-057	Tanager

Gemma Multi Reverse – Maharam	
Ancillary/Seating	
55" wide	
85% wool	
15% nylon	
ZGF58/466569-101	Andromeda
	Reverse
ZGF59/466569-102	Dappled
	Reverse
ZGF60/466569-103	Lyra
	Reverse
ZGF61/466569-104	Flaunt
	Reverse
ZGF62/466569-105	Celluloid
	Reverse
ZGF63/466569-106	Hydrozoa
	Reverse
ZGF64/466569-107	Firefly
	Reverse
ZGF65/466569-108	Pisces
	Reverse
ZGF66/466569-109	Strath
	Reverse
ZGF67/466569-110	Erosion
	Reverse

Gemma Multi Reverse continued	
ZGF68/466569-111	Cabaret
	Reverse
ZGF69/466569-112	Candytuft
	Reverse
ZGF70/466569-113	Juice
	Reverse
ZGF71/466569-114	Fairground
	Reverse
ZGF72/466569-115	Copperplate
	Reverse
ZGF73/466569-116	Sunbird
	Reverse
ZGF74/466569-117	Cinematic
	Reverse
ZGF75/466569-118	Clairvoyant
	Reverse
ZGF76/466569-119	Crocus
	Reverse
ZGF77/466569-120	Memoir
	Reverse
ZGF78/466569-121	Roulette
	Reverse
ZGF79/466569-122	Voltaic
	Reverse
ZGF80/466569-123	Compote
	Reverse
ZGF81/466569-124	Lambent
	Reverse
ZGF82/466569-125	Twister
	Reverse
ZGF83/466569-126	Chronicle
	Reverse
ZGF84/466569-127	Sidereal
	Reverse
ZGF85/466569-128	Tanzanite
	Reverse
ZGF86/466569-129	Crystalize
	Reverse
ZGF87/466569-130	Chromium
	Reverse
ZGF88/466569-131	Pallium
	Reverse
ZGF89/466569-132	Spectre
	Reverse

Price category 10 continued on next page



# Textile Colors

continued

## GSA

### Price Category 10

continued

#### Gemma Multi Reverse continued

ZGF90/466569-133	Courgette
	Reverse
ZGF91/466569-134	Viper
	Reverse
ZGF92/466569-135	Sunlit
	Reverse
ZGF93/466569-136	Heavenly
	Reverse
ZGF94/466569-137	Vernal
	Reverse
ZGF95/466569-138	Cress
	Reverse
ZGF96/466569-139	Limn
	Reverse
ZGF97/466569-140	Horseradish
	Reverse
ZGF98/466569-141	Shandy
	Reverse
ZGF99/466569-142	Granary
	Reverse
ZGFA0/466569-143	Percolate
	Reverse
ZGFA1/466569-144	Motor
	Reverse
ZGFA2/466569-145	Unicorn
	Reverse
ZGFA3/466569-146	Lobster
	Reverse
ZGFA4/466569-147	Rhododendron
	Reverse
ZGFA5/466569-148	Taffy
	Reverse
ZGFA6/466569-149	Rishi
	Reverse
ZGFA7/466569-150	Backcountry
	Reverse
ZGFA8/466569-151	Buckthorn
	Reverse
ZGFA9/466569-152	Coniferous
	Reverse
ZGFB0/466569-153	Delphic
	Reverse

#### Gemma Multi Reverse continued

ZGFB1/466569-154	Hieroglyph
	Reverse
ZGFB2/466569-155	Eiderdown
	Reverse
ZGFB3/466569-157	Tanager
	Reverse

#### Petra - Maharam

Ancillary/Seating	
55" wide	
70% wool	
19% linen	
11% nylon	
ZP401/466580-001	Hieroglyph
ZP402/466580-002	Interior
ZP403/466580-003	Samovar
ZP404/466580-004	Calcite
ZP405/466580-005	Silversmith
ZP406/466580-006	Rivet
ZP407/466580-007	Carpolite
ZP408/466580-008	Bonbon
ZP409/466580-009	Dreamy
ZP410/466580-010	Bejewel
ZP411/466580-011	Sashimi
ZP412/466580-012	Spirula
ZP413/466580-013	Chalet
ZP414/466580-014	Reindeer
ZP415/466580-015	Nostalgia
ZP416/466580-016	Trove
ZP417/466580-017	Narcissus
ZP418/466580-018	Yurt
ZP419/466580-019	Congee
ZP420/466580-020	Genepy
ZP421/466580-021	Herbaceous
ZP422/466580-022	Paddock
ZP423/466580-023	Precious
ZP424/466580-024	Biome
ZP425/466580-025	Tinted
ZP426/466580-026	Pelagic
ZP427/466580-027	Bluebill
ZP428/466580-028	Chicory
ZP429/466580-029	Eaglet
ZP430/466580-030	Permafrost
ZP431/466580-031	Atlantic
ZP432/466580-032	Airstream
ZP433/466580-033	Debonair

### Price Category 11

#### Felix - Maharam

Ancillary/Seating	
85% wool	
15% nylon	
3BS01	Angular
3BS02	Shark
3BS03	Easy
3BS04	Cue
3BS05	Rye
3BS06	Champion
3BS07	Between
3BS08	Propose
3BS09	Rising
3BS10	Tile
3BS11	Place
3BS12	Kernel
3BS13	Pinnacle
3BS14	Darling
3BS15	Seasonal
3BS16	Shipmate
3BS17	Jump
3BS18	Geyser
3BS19	Team

#### Prone Leather - Maharam

Ancillary	
approx. 50 sq. ft. per hide	
100% leather	
protective top coat	
1NX01/700020-001	Lotus
1NX02/700020-002	Timbre
1NX03/700020-003	Essence
1NX04/700020-004	Script
1NX05/700020-005	Gambit
1NX06/700020-006	Obsidian
1NX07/700020-007	Sail
1NX09/700020-009	Vine
1NX10/700020-010	Yarrow
1NX13/700020-013	Balsa
1NX14/700020-014	Shore
1NX15/700020-015	Bricolage
1NX17/700020-017	Ledge
1NX19/700020-019	Mantra
1NX20/700020-020	Java
1NX21/700020-021	Lute
1NX22/700020-022	Glow
1NX23/700020-023	Hickory

### Price Category A

No fabrics available at this time.

# Textile Colors

continued

GSA

## Price Category B

Medium – Maharam	
Ancillary/Seating/Workspaces	
54" wide	
100% polyester	
VM01/463490-001	Raven
VM02/463490-002	Smoke
VM03/463490-003	Alloy
VM04/463490-004	Flax
VM07/463490-007	Espresso
VM14/463490-014	Laser
VM16/463490-016	Port
VM22/463490-022	Marina
VM29/463490-029	Pistachio
VM32/463490-032	Prospect
VM36/463490-036	Delight
VM39/463490-039	Nautical
VM40/463490-040	Pool
VM44/463490-044	Washed
VM45/463490-045	Sculpture
VM46/463490-046	Thatched
VM47/463490-047	Hike
VM48/463490-048	Tangle
VM49/463490-049	Pacific
VM50/463490-050	Cosmic
VM53/463490-053	Nasturtium
Messenger — Maharam	
Ancillary/Seating/Workspaces	
54" wide	
78% post-industrial recycled polyester	
15% polyester	
7% nylon	
TI07/458640-007	Shadow
TI08/458640-008	Bayou *
TI24/458640-024	Poppy
TI25/458640-025	Mao
TI29/458640-029	Onyx *
TI31/458640-031	Cloud *
TI38/458640-038	Depth *
TI40/458640-040	Nile *
TI41/458640-041	Azure *
TI45/458640-045	Cactus *

Messenger continued	
TI46/458640-046	Ice *
TI48/458640-048	Neon
TI50/458640-050	Hydrangea
TI53/458640-053	Tangelo
TI54/458640-054	Lumine *
TI58/458640-058	Snow **
TI60/458640-060	Peridot
TI61/458640-061	Capri *
TI62/458640-062	Ultramarine
TI63/458640-063	Squall
TI66/458640-066	Cassis
TI67/458640-067	Aster
TI69/458640-069	Cherry
TI70/458640-070	Vibrant
TI71/458640-071	Satsuma *
TI72/458640-072	Maize
TI76/458640-076	Fossil
TI77/458640-077	Ash
TI78/458640-078	Tusk
TI79/458640-079	Oyster **
TI81/458640-081	Husk
TI84/458640-084	Robust
TI85/458640-085	Beyond
TI86/458640-086	Voyage *
TI87/458640-087	Everglade
TI89/458640-089	Blanch **
TI90/458640-090	Longspur
TI91/458640-091	Vireo
TI92/458640-092	Dipper
TI93/458640-093	Gale
TI94/458640-094	Hunter
TI95/458640-095	Lime
TI96/458640-096	Apple
TI97/458640-097	Krill
TI98/458640-098	Catalyst
* Colors available on 20-day lead time.	
** Colors not available on Eames Molded Fiberglass and Molded Plastic Side Chairs.	

## Price Category C

Manner - Maharam	
Ancillary/Seating/Workspaces	
54" wide	
65% post-industrial recycled polyester	
35% post-consumer recycled polyester	
Z2701/466177-001	Magic
Z2702/466177-002	Carob
Z2703/466177-003	Porpoise
Z2704/466177-004	Flint
Z2705/466177-005	Hush *
Z2706/466177-006	Nuance
Z2711/466177-011	Ember
Z2712/466177-012	Wagon
Z2713/466177-013	Ablaze
Z2714/466177-014	Peel
Z2716/466177-016	Butterscotch
Z2717/466177-017	Harvest
Z2720/466177-020	Parakeet
Z2722/466177-022	Aquatic
Z2723/466177-023	Cottage
Z2724/466177-024	Dahlia
Z2725/466177-025	Vivid
Z2726/466177-026	Basin
Z2727/466177-027	Schooner
Z2729/466177-029	Silverpoint
Z2730/466177-030	Lattice
Z2731/466177-031	Smoky
Z2732/466177-032	Magnetic
Z2733/466177-033	Woad
Z2734/466177-034	Resolute
Z2735/466177-035	Cruise
Z2736/466177-036	Atmospheric
Z2737/466177-037	Cloudburst
Z2738/466177-038	Tidewater
Z2739/466177-039	Firth
Z2740/466177-040	Oceanside
Z2741/466177-041	Grandeur
Z2742/466177-042	Comfort
Z2743/466177-043	Dill
Z2744/466177-044	Poplar
Z2745/466177-045	Citronella
Z2746/466177-046	Passerine

Manner continued	
Z2747/466177-047	Southwest
Z2748/466177-048	Roseate
Z2749/466177-049	Charisma
Z2750/466177-050	Siltstone
Z2751/466177-051	Kimono
Z2752/466177-052	Valiant
Z2753/466177-053	Baroness
* Color not available on Eames Aluminum Group, Executive Chairs, Upholstered Molded Plywood Chairs, and Sofa Compact.	
Merit - Maharam	
Seating	
54" wide	
76% post-industrial recycled polyester	
24% polyester	
PFOA-Free stain resistant	
88Z01/466444-001	Trickle
88Z02/466444-002	Beluga
88Z03/466444-003	Gunmetal
88Z04/466444-004	Blackout
88Z05/466444-005	Superior
88Z06/466444-006	Ocean
88Z07/466444-007	Highborn
88Z08/466444-008	Immersed
88Z09/466444-009	Rainfall
88Z10/466444-010	Blizzard
88Z11/466444-011	Poolside
88Z12/466444-012	Steel
88Z13/466444-013	Zircon
88Z14/466444-014	Ripple
88Z15/466444-015	Aegean
88Z16/466444-016	Armada
88Z17/466444-017	Hedera
88Z18/466444-018	Rainforest
88Z19/466444-019	Gator
88Z20/466444-020	Vineyard
88Z21/466444-021	Pine
88Z22/466444-022	Kiwi
88Z23/466444-023	Kookaburra

Price category C continued on next page

# Textile Colors

continued

## GSA

### Price Category C

continued

Merit continued	
88Z24/466444-024	Bellini
88Z25/466444-025	Sunflower
88Z26/466444-026	Sandstorm
88Z27/466444-027	Mudder
88Z28/466444-028	Lynx
88Z29/466444-029	Farro
88Z30/466444-030	Manila
88Z31/466444-031	Starfish
88Z32/466444-032	Brass
88Z33/466444-033	Arrow
88Z34/466444-034	Gelato
88Z35/466444-035	Nectarine
88Z36/466444-036	Macaron
88Z37/466444-037	Alert
88Z38/466444-038	Goji
88Z39/466444-039	Cabernet
88Z40/466444-040	Eggplant
88Z41/466444-041	Hawk
88Z42/466444-042	Stag
88Z43/466444-043	Overcast
Metric – Maharam	
Seating/Workspaces	
54" wide	
51% post-industrial recycled polyester	
49% polyester	
Z302/466014-002	Fog
Z303/466014-003	Fleece
Z312/466014-012	Cardinal
Z313/466014-013	Lava
Z318/466014-018	Pollen
Z320/466014-020	Alligator
Z323/466014-023	Tar
Z324/466014-024	Anchor
Z326/466014-026	Admiral
Z327/466014-027	Seaport
Z328/466014-028	Scuba
Z329/466014-029	Skate
Z330/466014-030	Hopscotch
Z331/466014-031	Film
Z332/466014-032	Whale
Z333/466014-033	Downpour
Z334/466014-034	Midday

Metric continued	
Z335/466014-035	Talisman
Z336/466014-036	Hedgerow
Z337/466014-037	Snorkel
Z338/466014-038	Highway
Z339/466014-039	Canary
Z340/466014-040	Sunny
Z341/466014-041	Aztec
Z342/466014-042	Fruit
Z343/466014-043	Galah
Z344/466014-044	Kiln
Z345/466014-045	Moth
Murmur - Maharam	
Seating	
55" wide	
100% polyester	
PFOA-Free stain resistant	
8EY01/466446-001	Gust
8EY02/466446-002	Harmonica
8EY03/466446-003	Canopy
8EY04/466446-004	Dim
8EY05/466446-005	Peppercorn
8EY06/466446-006	Cauldron
8EY07/466446-007	Conquer
8EY08/466446-008	Rapids
8EY09/466446-009	Seawater
8EY10/466446-010	Baby
8EY11/466446-011	Elderberry
8EY12/466446-012	Iceberg
8EY13/466446-013	Tallgrass
8EY14/466446-014	Underground
8EY15/466446-015	Biome
8EY16/466446-016	Cask
8EY17/466446-017	Argan
8EY18/466446-018	Sundown
8EY19/466446-019	Ignite
8EY20/466446-020	Sultry
8EY21/466446-021	Sangria

### Price Category D

Bluff - Maharam	
Ancillary/Seating	
54" wide	
100% polyurethane	
Ink-resistant protective top coat	
Polyester backing	
8I801/466489-001	Loom
8I802/466489-002	Helm
8I803/466489-003	Cruller
8I804/466489-004	Folklore
8I805/466489-005	Beguile
8I806/466489-006	Sherpa
8I807/466489-007	Teleport
8I808/466489-008	Annex
8I809/466489-009	Lorimer
8I810/466489-010	Cinema
8I811/466489-011	Zip
8I812/466489-012	Coach
8I813/466489-013	Supernova
8I814/466489-014	Pirate
8I815/466489-015	Academy
8I816/466489-016	Disco
8I817/466489-017	Equator
8I818/466489-018	Brink
8I819/466489-019	Scene
8I820/466489-020	Petrichor
8I821/466489-021	Exotic
8I822/466489-022	Fauna
8I823/466489-023	Calabash
8I824/466489-024	Fuscous
8I825/466489-025	Wildling
8I826/466489-026	Blitz
8I827/466489-027	Allspice
8I828/466489-028	Lumos
8I829/466489-029	Pilot
8I830/466489-030	Jukebox
8I831/466489-031	Dugout
8I832/466489-032	Claret
8I833/466489-033	Flamenco
Mode – Maharam	
Ancillary/Seating/Workspaces	
54" wide	
80% post-consumer recycled polyester	
20% polyester	
PFOA-Free stain resistant finish	
ZMD01/466337-001	Stroll
ZMD02/466337-002	Intaglio
ZMD03/466337-003	Ominous
ZMD04/466337-004	Machine
ZMD05/466337-005	Talus
ZMD06/466337-006	Marsh
ZMD07/466337-007	Hollow
ZMD08/466337-008	Sycamore
ZMD09/466337-009	Clavicle
ZMD10/466337-010	Billygoat
ZMD11/466337-011	Spindle
ZMD12/466337-012	Lemon
ZMD13/466337-013	Oxeye
ZMD14/466337-014	Henge
ZMD15/466337-015	Goldenrod
ZMD16/466337-016	Cottontail
ZMD17/466337-017	Lioness
ZMD18/466337-018	Oriole
ZMD19/466337-019	Rust
ZMD20/466337-020	Carotene
ZMD21/466337-021	Blush
ZMD22/466337-022	Vermillion
ZMD23/466337-023	Alder
ZMD24/466337-024	Kermes
ZMD25/466337-025	Barberry
ZMD26/466337-026	Petal
ZMD27/466337-027	Valley
ZMD28/466337-028	Odyssey
ZMD29/466337-029	Ballpoint
ZMD30/466337-030	Toile
ZMD31/466337-031	Paradise

Price category D continued on next page

# Textile Colors

continued

## GSA

### Price Category D

continued

#### Mode continued

ZMD32/466337-032	Angelfish
ZMD33/466337-033	Denim
ZMD34/466337-034	Crush
ZMD35/466337-035	Jetty
ZMD36/466337-036	Saltwater
ZMD37/466337-037	Mallard
ZMD38/466337-038	Celtic
ZMD39/466337-039	Eucalyptus
ZMD40/466337-040	Bonsai
ZMD41/466337-041	Sassafras
ZMD42/466337-042	Yucca
ZMD43/466337-043	Lichen

#### Spiral - Maharam

Workspaces	
66" wide	
100% polyester	
ZS301/901882-001	Chalk
ZS303/901882-003	Wheat
ZS304/901882-004	Mica
ZS305/901882-005	Pavement
ZS306/901882-006	Graphite

### Price Category E

#### Article – Maharam

Ancillary/Seating	
54" wide	
100% vinyl	
ZAT08/458600-008	Marina
ZAT13/458600-013	Flume
ZAT14/458600-014	Storm
ZAT15/458600-015	Toast
ZAT19/458600-019	Fleece
ZAT22/458600-022	Stone
ZAT26/458600-026	Mercury
ZAT29/458600-029	Bluegrass
ZAT31/458600-031	Truffle
ZAT32/458600-032	Gravel
ZAT33/458600-033	Value
ZAT34/458600-034	Tint
ZAT35/458600-035	Snowflake
ZAT36/458600-036	Chalice
ZAT37/458600-037	Trail
ZAT38/458600-038	Pyramid
ZAT39/458600-039	Desert
ZAT40/458600-040	Lei
ZAT41/458600-041	Rouge
ZAT42/458600-042	Karma
ZAT43/458600-043	Opal
ZAT44/458600-044	Periwinkle
ZAT45/458600-045	Vampire
ZAT46/458600-046	Surf
ZAT47/458600-047	Plumage

#### Micro – Maharam

Ancillary	
54" wide	
100% vinyl	
ZMB01/466099-001	Muslin
ZMB04/466099-004	Basalt
ZMB06/466099-006	Phantom
ZMB07/466099-007	Depth
ZMB08/466099-008	Cottage
ZMB09/466099-009	Hunter
ZMB11/466099-011	Tomatillo
ZMB12/466099-012	Brew
ZMB14/466099-014	Tang
ZMB15/466099-015	Risk

#### Parallel — Maharam

Workspaces	
66" wide	
100% recycled polyester	
TT03/901180-003	Fog
TT22/901180-022	Sterling
TT23/901180-023	Linen
TT24/901180-024	Pea
TT27/901180-027	Boulder
TT28/901180-028	Stream
TT29/901180-029	Shiitake
TT32/901180-032	Brandy
TT33/901180-033	Crater
TT36/901180-036	Quail

### Price Category F

#### Apt – Maharam

Ancillary/Seating
54" wide
100% polyurethane/silicone
Ink-resistant protective top coat
Polyester backing
82T12/466392-012 Iris
82T13/466392-013 Nocturnal
82T14/466392-014 Fluid
82T15/466392-015 Eden
82T16/466392-016 Galactic
82T17/466392-017 Shoreline
82T18/466392-018 Jade
82T19/466392-019 Garden
82T20/466392-020 Botanic
82T21/466392-021 Chartreuse
82T23/466392-023 Lyric
82T24/466392-024 Turmeric
82T25/466392-025 Bengal
82T26/466392-026 Core
82T27/466392-027 Mantle
82T28/466392-028 Sorbet
82T32/466392-032 Oak
82T33/466392-033 Castle
82T34/466392-034 Follow
82T35/466392-035 Elixir
82T36/466392-036 Charm
82T37/466392-037 Descend
82T38/466392-009 Sketch
82T39/466392-010 Glacier
82T40/466392-031 Fortress
82T41/466392-030 Lotus
82T42/466392-001 Coconut
82T43/466392-011 Cobblestone
82T44/466392-029 Bloom
82T45/466392-022 Crepe
82T46/466392-006 Hickory
82T47/466392-007 Constellation
82T48/466392-008 Labyrinth
82T49/466392-002 Vibe
82T50/466392-003 Stampede
82T51/466392-004 Lumber
82T52/466392-005 Gingerbread

Price category F continued on next page

GSA

*continued*

[illegible]

## Appendix: Textile Colors



# Textile Colors

continued

## GSA

### Price Category F

continued

#### Scuba - Maharam

Ancillary

54" wide

100% polyurethane

V9B1/464930-001	Vanilla
V9B5/464930-005	Chinchilla
V9B6/464930-006	Mahogany
V9B7/464930-007	Jet
V9B8/464930-008	Charcoal
V9B9/464930-009	Dolphin
V9BA/464930-010	Drizzle
V9BC/464930-012	Conifer
V9BD/464930-013	Bottle
V9BF/464930-015	Tourmaline
V9BG/464930-016	Sapphire
V9BH/464930-017	Electric
V9BL/464930-020	Cabernet
V9BM/464930-021	Brick
V9BN/464930-022	Coral
V9BP/464930-023	Autumn

#### Strum - Maharam

Seating

54" wide

100% polyurethane

with silver-based antimicrobial

Z3301/466122-001	Overcast
Z3302/466122-002	Ridge
Z3304/466122-004	Pigeon
Z3307/466122-007	Bur
Z3308/466122-008	Abalone
Z3312/466122-012	Lemongrass

### Price Category G

#### Compound - Maharam

Seating

54" wide

100% polyurethane

silane-based antimicrobial

ZC201/466196-001	Quartz
ZC203/466196-003	Weathered
ZC204/466196-004	Cliff
ZC205/466196-005	Espresso
ZC206/466196-006	Smolder
ZC207/466196-007	Blaze
ZC208/466196-008	Mandarin
ZC209/466196-009	Maple
ZC210/466196-010	Perennial
ZC211/466196-011	Mountainside
ZC212/466196-012	Tundra
ZC213/466196-013	Manatee
ZC214/466196-014	Marine
ZC215/466196-015	Twilight
ZC216/466196-016	Shelter
ZC217/466196-017	Vessel
ZC218/466196-018	Smoke
ZC219/466196-019	Fog

#### Gild - Maharam

Ancillary/Seating

54" wide

100% non-phthalate vinyl

Ink-resistant protective top coat

Polyester backing

8AR01/466432-005	Grapevine
8AR02/466432-009	Frosting
8AR03/466432-007	Smokey
8AR04/466432-003	Skylight
8AR05/466432-011	Sandstone
8AR06/466432-004	Hurricane
8AR07/466432-002	Wreath
8AR08/466432-001	Rainforest
8AR09/466432-012	Fudge
8AR10/466432-010	Lantern
8AR11/466432-006	Planet
8AR12/466432-008	Reflection

#### Sudden - Maharam

Ancillary

54" wide

100% polyurethane

ZSD02/463000-002	002
ZSD03/463000-003	003
ZSD05/463000-005	005
ZSD06/463000-006	006
ZSD07/463000-007	007
ZSD08/463000-008	008
ZSD09/463000-009	009
ZSD10/463000-010	010
ZSD11/463000-011	011
ZSD13/463000-013	013
ZSD15/463000-015	015
ZSD16/463000-016	016
ZSD17/463000-017	017
ZSD18/463000-018	018
ZSD19/463000-019	019
ZSD20/463000-020	020
ZSD24/463000-024	024
ZSD27/463000-027	027
ZSD36/463000-036	036

### Price Category H

#### Circles - Maharam

Ancillary/Seating

55" wide

70% cotton

30% polyester

ZT01/458310-001	Khaki
ZT02/458310-002	Fatigue
ZT03/458310-003	Document
ZT04/458310-004	Engine

#### Dot Pattern - Maharam

Ancillary/Seating

55" wide

71% cotton

29% polyester

ZK01/458300-001	Document
ZK02/458300-002	Taupe
ZK04/458300-004	Red
ZK05/458300-005	Navy

#### Regatta - Maharam

Ancillary

54" wide

65% solution-dyed acrylic

35% solution-dyed polyester

ZRT01/466189-001	Drift
ZRT02/466189-002	Parasol
ZRT04/466189-004	Swell

#### Small Dot Pattern - Maharam

Ancillary/Seating

55" wide

71% cotton

29% polyester

ZL01/458320-001	Document
ZL02/458320-002	Sand
ZL03/458320-003	Khaki
ZL04/458320-004	Taupe
ZL05/458320-005	Charcoal
ZL06/458320-006	Document
	Reverse
ZL07/458320-007	Red
ZL08/458320-008	Yellow
ZL09/458320-009	Green

Textile Colors

continued

GSA

Price Category I	Price Category J-O	Price Category P	Price Category Q
<div>Cursive – Maharam</div> <div>Seating</div> <div>54” wide</div> <div>67% solution-dyed acrylic</div> <div>33% solution-dyed polyester</div> <div>PFOA-Free stain resistant</div> <div>7CW01/466335-001 Fast</div> <div>7CW03/466335-003 Beachcomb</div> <div>7CW05/466335-005 Swift</div> <div>7CW06/466335-006 Jetstream</div> <div>7CW07/466335-007 Inkwell</div> <div>7CW08/466335-008 Rubber</div>	No fabrics available at this time.	<div>Layers Vineyard Small – Maharam</div> <div>Ancillary</div> <div>52” wide</div> <div>92% wool</div> <div>5% polyester</div> <div>3% nylon</div> <div>ZLS01/465920-001 Ochre/White</div> <div>ZLS02/465920-002 Scarlet/Peony</div> <div>ZLS03/465920-003 Taupe/Violet</div> <div>ZLS04/465920-004 Jade/Turquoise</div> <div>ZLS05/465920-005 Ginger/Rose</div>	<div>Brushed Camel – Maharam</div> <div>Ancillary</div> <div>58” wide</div> <div>100% baby camel hair</div> <div>ZBA01/465977-001 Albino</div> <div>ZBA02/465977-002 Natural</div>

Textile Colors

continued

GSA

Price Category R-Z

No fabrics available at this time.

Price Category 10M

Pace Leather – Maharam	
Ancillary	
approx. 50 sq. ft. per hide	
100% leather	
ZPA01/700011-001	Whisper
ZPA02/700011-002	Shy
ZPA03/700011-003	Granite
ZPA04/700011-004	Misty
ZPA05/700011-005	Studio
ZPA06/700011-006	Throne
ZPA07/700011-007	Proper
ZPA08/700011-008	Huron
ZPA09/700011-009	Darkroom
ZPA10/700011-010	Bark
ZPA11/700011-011	Raspberry
ZPA12/700011-012	Sangria
ZPA13/700011-013	Admiral
ZPA14/700011-014	Juniper
ZPA15/700011-015	Regal
ZPA16/700011-016	Vapor
ZPA17/700011-017	Valley
ZPA18/700011-018	Bushel
ZPA19/700011-019	Heirloom
ZPA20/700011-020	Palomino
ZPA21/700011-021	Bamboo
ZPA22/700011-022	Saffron
ZPA23/700011-023	Tearose
ZPA24/700011-024	Canyon
ZPA25/700011-025	Bistro
ZPA26/700011-026	Toffee
ZPA27/700011-027	Rodeo
ZPA28/700011-028	Mudslide
ZPA29/700011-029	Greige
ZPA30/700011-030	Reflection
ZPA31/700011-031	Pure
ZPA32/700011-032	Desert
ZPA33/700011-033	Griffin
ZPA34/700011-034	Urbane
ZPA35/700011-035	Woodrose





For more information about our products and services or to see a list of dealers, please visit us at [HermanMiller.com](http://HermanMiller.com) or call (800) 851 1196.

© 2025 Herman Miller, Inc., Zeeland, Michigan


#### Distribution Rights

Working together since 1956, Herman Miller and Vitra are the authentic sources of designs by Charles and Ray Eames, Alexander Girard, and George Nelson. All the designs shown in this book are protected by law. Herman Miller has obtained all rights to make and sell these designs. Also, Herman Miller holds exclusive worldwide manufacturing and distribution rights for these products with the following exceptions:

Charles and Ray Eames, George Nelson, and Alexander Girard—Worldwide distribution rights for furniture in all areas except Europe and the Middle East. For those areas, please contact Vitra.

Isamu Noguchi—Worldwide distribution rights for the Noguchi Rudder Table. Distribution rights for the Noguchi Table in North America and Central America only. For all other areas, please contact Vitra.

Magis—Exclusive distribution rights in the US and Canada. For all other areas, please contact Magis.

® HermanMiller, , Action Office, Aeron, Aside, Canvas Office Landscape, Caper, Cosm, Co/Struc, Eames, Embody, Ethospace, Exclave, Fine-Tune, FlexFront, Formcoat, Ground Cloth, Intent, Layout Studio, Lino, Maharam, Meridian, Mirra, Motia, Nelson, Pellicle, Perspectives, Plex, PostureFit, PostureFit SL, Sayl, Setu, Tu, Verus, Y-Tower and Zeph are among the registered trademarks of Herman Miller, Inc., and its owned subsidiaries.

™ AireWeave, Bubbletack, Canvas Vista, Cellular Suspension, Commend, Compass, Connect, DOT, Durawrap, Everywhere, Flex-Edge, Headway, Hopsak 2, Iota, Keyless Entry, Latitude, Lyris 2, Mora, Multiscrim, Nevi, OE1, OE1 Workspace Collection, Overlay, Renew, Stackable, Swoop, Thrive, TriFlex, Twist and Valor are among the trademarks of Herman Miller, Inc., and its owned subsidiaries.

Chemsurf® is a registered trademark of Wilsonart International.

Corian® is a registered trademark of E.I. du Pont de Nemours and Company Corporation.

FLEXNET™ is a trademark of Milliken & Company.

Floor Saver Glide® is a registered trademark of Carpin Manufacturing, Inc.

Forest Stewardship Council® is a registered trademark of the Forest Stewardship Council A.C. (FSC). We are FSC® certified (FSC® C102895).

FSC® is a registered trademark of the Forest Stewardship Council A.C. (FSC).

MicrobeCare™ is a trademark of Parasol Medical LLC.

Microsoft® and Natural® Keyboard are registered trademarks of Microsoft Corporation.

Place Textiles® is a registered trademark of Place Textiles.