



GSA prices effective October 7, 2024  
(based on July 1, 2024, commercial price list)  
Published February 2025

## Workspaces

### Action Office® System with Tu® Pedestals

#### **General Services Administration Federal Supply Service Authorized Federal Supply Schedule Price List**

Online access to contract ordering information, terms and conditions, up-to-date pricing, and the option to create an electronic delivery order is available through GSA Advantage!, a menu-driven database system. The Internet address for GSA Advantage! is [www.gsaadvantage.gov](http://www.gsaadvantage.gov).

Office Furniture  
FSC/PSC 7110/7125  
Contract Number: GS-03F-036DA  
UEI: Q2K3MSZ843D8  
Contract Period: December 21, 2015—December 20, 2025

MillerKnoll, Inc.  
855 East Main Avenue  
Zeeland, Michigan 49464  
(616) 654 3000 Phone  
(616) 654 8278 Fax  
[www.HermanMiller.com/government](http://www.HermanMiller.com/government)

Business Size: Large



# Contract Information

## 1a. Special Item Numbers (SIN)

SIN 33721

Furniture Systems, Computer Furniture, Filing and Storage, Tables and Accessories, Upholstered Seating and Multi-Purpose Seating, Project Management, Reconfiguration and Relocation Services, Design/Layout and Installation Services

SIN 33721P

Packaged Offices

SIN 337127

Modular Laboratory Furniture Systems

SIN 339113H

Healthcare Furniture

SIN OLM

Order-Level Materials (OLMs)

This SIN is only for products and/or services used in direct support of the purchase of new furniture. It requires approval from the ordering Contract Officer. Please contact your local MillerKnoll Inc. representative to discuss the appropriate use of this SIN.

SIN 532289

Leasing

Contact MillerKnoll Inc participating government dealer for current leasing information.

## 1b. Lowest Priced Model

SIN 33721:	BVP3.S	\$7.27
SIN 33127:	TW113	\$5.81
SIN 339113H:	CR900NR	\$483.80

## 1c. Service Rates

Project Management

Furniture Project Manager: \$64.75 per hour  
Furniture Project Coordinator: \$49.00 per hour  
Build-Out Project Manager: \$80.00 per hour

Reconfiguration and Relocation Services

Not to exceed \$55 per hour.

See \* Additional Notes for Installation & Reconfiguration and Relocation Services.

Design/Layout

Not to exceed \$65 per hour.

Installation Services

Not to exceed \$55 per hour (\$82.50 per hour for after-hours Installation).

See \* Additional Notes for Installation & Reconfiguration and Relocation Services.

## 2. Maximum Order

SIN 33721, 337127, NEW, OLM

\$250,000 net product value

SIN 33721P

\$250,000 net value

SIN 339113H

\$500,000 net product value

## 3. Minimum Order

\$100 net

## 4. Geographic Coverage

Continental U.S.

Orders for Alaska, Hawaii, and Puerto Rico will be shipped F.O.B. inland carrier point of exportation.

## 5. Point of Production

Zeeland, Ottawa County, Michigan

Spring Lake, Ottawa County, Michigan

Elland, Yorkshire, United Kingdom

Hildebran, Burke County, North Carolina, USA

## 6. Pricing

Prices shown are list. Discounts include Industrial Funding Fee.

SIN 33721

Standard Lead Time, Single Order Net Purchase \$100 - 250,000, includes approved Herman Miller Options Products.

Product Line	Discount From List
Action Office 1	73.8%
Action Office 2	73.8%
Aeron	64.5%
Ambit Workspace Solutions	74.3%
Asari Chair	53.7%
Aside	64.2%
Bay Work Pod	56.7%
C-Style Overhead Storage	73.8%
Canvas Office Landscape Channel	74.8%
Canvas Office Landscape Dock	74.8%
Canvas Metal Desk	74.8%
Canvas Office Landscape Metal Storage	74.8%
Canvas Office Landscape Private Office	74.8%
Canvas Office Landscape Wood Storage	74.8%
Canvas Office Landscape Vista	74.8%
Canvas Office Landscape Wall	74.8%
Caper	61.5%
Commend Nurses Station	73.3%
Cosm	61.7%
Eames® Aluminum Group	58.7%
Eames Conference & Dining Tables	73.6%
Easton Family	54.91%
Embody	59.7%
Energy Distribution Systems	73.8%
Ethospace System	73.8%
Everywhere™ Tables	73.8%
Exclave	61.7%

Contract Information

continued

Fuld	59.7%
Headway™ Tables	73.8%
Intent Solution	58.7%
Layout Studio®	60.7%
Lighting	73.8%
Lino	63.7%
Meridian Laterals	67.3%
Meridian Pedestals	64.2%
Meridian Towers	62.7%
Meridian Storage	62.7%
Mirra 2	61.7%
Motia Tables	73.8%
NaughtOne	50.0%
Nemschoff	54.91%
Nevi™ Tables	73.8%
Nevi Link	73.8%
OE1 Boundary	72.8%
OE1 Community Elements	61.7%
OE1 Micro Packs	73.8%
OE1 Storage	72.8%
OE1 Tables and Benching	73.8%
Overlay™	62.7%
Plex® Lounge Furniture	59.5%
Pronta Stacking Chair	57.7%
Public Office Landscape	61.7%
Renew™ Tables	73.8%
Renew Link	73.8%
Sayl	62.2%
Setu	59.7%
Swoop Lounge Furniture	60.7%
Thrive Portfolio	62.0%
Thrive Portfolio-CBS Products Extension	62.0%
Tu Lateral Files	74.3%
Tu Pedestals	73.8%
Tu Storage	74.3%
Tu Towers	74.3%
Tu Wood Cases	74.3%
Tu Wood Cubbies	74.3%
Tu Wood Credenzas	74.3%
Tu Wood Pedestals	74.3%
Tu Wood Towers	74.3%
Valor™ Family	54.91%
Verus	63.7%
Zeph	60.2%

Services

Please refer to section 19 for Terms and Conditions of Installation/ Reconfiguration and Relocation Services.

Project Management

Services under this SIN may be used only in conjunction with the purchase of new furniture. Please contact your local MillerKnoll Inc. representative to discuss the available labor categories (listed below). The hourly rates listed are “Not To Exceed” or “NTE” values.

Furniture Project Manager: \$64.75 per hour  
Furniture Project Coordinator: \$49.00 per hour  
Build-Out Project Manager: \$80.00 per hour

Reconfiguration and Relocation Services

Reconfiguration and Relocation Services will be provided by MillerKnoll Inc. or its participating dealer based on a fee not to exceed \$55 per hour.

See \* Additional Notes for Installation & Reconfiguration and Relocation Services.

Design/Layout

Design service will be provided by MillerKnoll Inc. or its participating dealer based on a fee not to exceed \$65 per hour.

Installation Services

Installation Services will be provided by MillerKnoll Inc. or its participating dealer based on a fee not to exceed \$55 per hour (\$82.50 per hour for after-hours Installation).

See \* Additional Notes for Installation & Reconfiguration and Relocation Services.

SIN 337127

Standard Lead Time, Single Order Net Purchase \$100 - 250,000, includes approved Herman Miller Options Products.

Product Line	Discount From List
Action Lab	58.5%
Compass System	58.5%
Co/Struc System	58.5%
Healthcare Carts	18.0%
Mora System	58.5%
Bedside Cabinets	58.5%

SIN 33721P

Packaged Office Furniture - Maximum Order \$250,000 (net).

Includes packaged furniture solutions for customers needing to furnish an office.

SIN 339113H

Standard Lead Time, Single Order Net Purchase \$100 - 500,000, includes approved Herman Miller Options Products.

Product Line	Discount From List
Nemschoff Healthcare Furniture	54.91%

7. Quantity Discounts

Reference item #6.

8. Payment Terms

Net 30 days

9. Foreign Items

None

10. Time of Delivery

- a. 90 day ARO
- b. Expedited delivery: Items listed in the 10-Day section of the catalogs are available for expedited delivery.
- c. Overnight/2-day delivery: Select items may be available for overnight or 2-day delivery. Contact MillerKnoll Inc. or a participating dealer for availability and rates.
- d. Urgent requirements: Agencies may contact contractor or participating dealer to request faster delivery.

# Contract Information

*continued*

## 11. F.O.B.

F.O.B. destination except Alaska, Hawaii, and Puerto Rico, which will be shipped F.O.B. inland carrier point of exportation.

## 12. Ordering Address

a. MillerKnoll Inc.

Government Customer Care 0161  
855 East Main Avenue  
Zeeland MI 49464.

b. For supplies and services, the ordering procedures information on Blanket Purchase Agreements (BPA's) are found in Federal Acquisition Regulation (FAR) 8.405-3.

## 13. Payment Address.

MillerKnoll Inc.  
22764 Network Place  
Chicago, IL 60673-1227

## 14. Warranty

MillerKnoll Inc. commercial warranty applies.

## 15. Export Packing Charge

Prices supplied on request.

## 16. Rental Maintenance and Repair Terms

Not applicable

## 17. Terms and Conditions of Installation/Reconfiguration and Relocation Services

\* Additional Notes for Installation & Reconfiguration and Relocation Services:

FOB Destination (Drop Ship): Price includes product delivery to the site, brought to the tailgate of the truck. The purchaser is responsible for unloading.

Prices effective up to the maximum order by SIN only. Above the MO, pricing shall be negotiated on a case-by-case basis between the client and local dealer.

Standard Services are Subject to the Following Conditions:

Installation will be performed during normal weekday working hours.

Adequate facilities for delivery, unloading, moving and staging/storing the product during the installation process shall be provided.

Service work will not be hindered by other trades.

Electric, heat, and adequate elevator service will be furnished without charge.

The immediate installation area shall be complete and free of debris including the carpet/flooring before installation commences.

Any work requiring a licensed electrician is the responsibility of the buyer.

Additional Charges May Apply For:

Major Metro Markets and any non-ground floor installation.

Major Metro Markets include large population centers and urban environments.

Installation in a clinical/medical environment.

Special restrictions or limits established by local laws, ordinances or the directions of the buyer, including but not limited to restrictions on transportations of materials, street access to the job site and/or dock facilities.

Installations outside of a 50 mile radius of the servicing dealer.

Local Prevailing Wage and/or Union Labor Rates.

Any additional charges shall be quoted by the dealer and approved by the buyer prior to performance of the work.

## 18. Terms and Conditions of Repair Parts

Not applicable

## 19. Service and Distribution Points

For service and distribution points nearest you, call (800) 851 1196.

## 20. Participating Dealers

Access Herman Miller web site for current list of participating dealers: [www.HermanMiller.com/where-to-buy/contact-a-dealer/](http://www.HermanMiller.com/where-to-buy/contact-a-dealer/). Select your market by using the filter.

## 21. Preventive Maintenance

Not applicable

## 22a. Special Attributes.

2022

MillerKnoll earns its 15th consecutive perfect score in Human Rights Campaign Foundation's 2022 Corporate Equality Index.

2021

The OE1 Trolley and Micro Packs are both winners of the 2021 Archiproducts international design competition in the Office Category.

MillerKnoll is named to Michigan's Best and Brightest in Wellness List for 2021.

MillerKnoll is awarded Platinum Rating in CSR by EcoVadis.

OE1 is named winner of Wallpaper's "Most Futuristic Furniture" Category as part of their first-ever Smart Space Awards.

OE1 receives the Workplace category award from Fast Company's 2021 Innovation by Design Awards.

MillerKnoll is named to Fast Company's Annual List of the World's Most Innovative Companies for 2021.

MillerKnoll is recognized as a "Disclosure Leader" by the Chemical Footprint Project (CFP).

# Contract Information

*continued*

MillerKnoll earns its 14th consecutive perfect score in Human Rights Campaign Foundation's 2021 Corporate Equality Index.

MillerKnoll is named to Newsweek's List of America's Most Responsible Companies 2021.

Great Lakes Women's Business Council awards MillerKnoll for "Excellence in Supplier Diversity" in the Best In Class category.

2020

Herman Miller is recognized with a 2020 FSC® Leadership Award for our commitment to responsible forestry management.

Herman Miller is named one of Investor's Business Daily Top 50 Best ESG (Environmental, Social, and Corporate Governance) Companies.

Working Mother names Herman Miller as one of the Best Companies for Dads.

Herman Miller is awarded Platinum Rating in CSR by EcoVadis.

Herman Miller is named Diversity Inc 2020 Noteworthy Company for recruitment efforts, employee development opportunities, leadership accountability, and supplier diversity.

Cosm, by Studio 7.5, receives an iF Gold Award in the Office and Industry category at the iF World Design Awards 2020.

Herman Miller earns its 13th consecutive perfect score in Human Rights Campaign Foundation's 2020 Corporate Equality Index.

2019

Mora System casework, designed by Collective Ten for Herman Miller, receives silver in the Industrial and Life Science Design/Medical Furniture category at the European Product Design Awards.

Mora System casework is awarded GOOD DESIGN Award 2019, selected for design excellence and innovation.

National Minority Supplier Diversity Council (NMSDC) names Herman Miller as the 2019 Class 1 Corporation of the Year for leadership in supplier diversity.

TIME Magazine names Cosm to its list of 100 Best Inventions of 2019.

Herman Miller is named #12 Overall and #2 in Manufacturing on Investor's Business Daily Best ESG (Environmental, Social, Governance) Companies.

Herman Miller is recognized as a silver level Certified Veteran-Friendly Employer by the Michigan Veterans Affairs Agency for a commitment to veteran hiring, retention, and development.

For the second year in a row, Herman Miller receives a Gold Medal from EcoVadis in recognition of Corporate Social Responsibility achievement measured in categories of environment, labor and human rights, ethics, and sustainable procurement.

Herman Miller is named "Frontrunner" in Chemical Footprint Project by Clean Production Action for our chemical management policies and practices.

Herman Miller receives International Interior Design Association and Contract's best showroom design award in the "Large Showroom" category at NeoCon.

Herman Miller earns its 12th consecutive perfect score in Human Rights Campaign Foundation's 2019 Corporate Equality Index.

Cosm, designed by Studio 7.5 for Herman Miller, receives a Red Dot Best of the Best Product Design Award in the "Office Chairs" category.

Lino, designed by Sam Hecht and Kim Colin for Herman Miller, receives an iF Design Award in the Product Design category.

2018

Overlay, designed by Birsell+Seck, receives Interior Design Best of Year Award in the Partitions and Wall Systems category.

Herman Miller receives the "Corporation of the Year" in consumer products award from the Michigan Minority Supplier Development Council.

Herman Miller achieves the Advanced Excellence in Supplier Diversity Award from the Great Lakes Women's Business Council for doing business with women-owned suppliers.

Great Lakes Women's Business Council awards Herman Miller for "Excellence in Supplier Diversity" in the Advanced category.

WEConnect awards Herman Miller an Honorable Mention for global supplier diversity initiatives.

As one of the top-scoring companies in the industry for the 14th consecutive year, Herman Miller has qualified for inclusion in RobecoSAM's 2018 Sustainability Yearbook and receives the Silver Class distinction for excellent sustainability performance—economic, environmental, and social.

For the 11th consecutive year, Herman Miller receives a perfect score on the Human Rights Campaign Foundation's Corporate Equality Index and is designated as Best Place to Work for LGBT equality. This report evaluates U.S. companies in terms of diversity, particularly LGBT-related policies and practices.

# Contract Information

*continued*

Herman Miller receives Gold Medal from EcoVadis in recognition of Corporate Social Sustainability achievement measured in categories of environment, labor and human rights, ethics, and sustainable procurement. EcoVadis operates the first web-based collaborative platform that allows companies to assess the environmental and social performance of their global suppliers.

Aeron receives Good Design Award from The Chicago Athenaeum Museum of Architecture and Design.

The Cosm Chair wins Mix Interiors "Product of the Year—Task" award.

2017

Herman Miller receives "Rising Star Award" from the Michigan Veterans Affairs Agency (MVAA) for exhibiting new and novel approaches to veteran recruitment and hiring.

Herman Miller is named the 2017 "Corporation of the Year" in the consumer products sector by the Michigan Minority Supplier Development Council (MMSDC).

Herman Miller receives a 2017 SEAL (Sustainability, Environmental Achievement and Leadership) Business Sustainability Award. SEAL Award winners are determined by a holistic methodology measuring applicants against established benchmarks that demonstrate impact and progress toward creating a healthy planet and a sustainable future.

Herman Miller earns the 4 Star Diversity Visionary Award. This award celebrates the diversity, equality, and inclusion work of Herman Miller. The award is presented at the annual Diversity Equity Inclusion Summit, held by the Grand Rapids Area Chamber of Commerce.

Herman Miller is named one of the Best and Brightest in Wellness for the 5th year in a row.

Herman Miller earns its 10th consecutive perfect score in Human Rights Campaign Foundation's 2017 Corporate Equality Index.

As one of the top-scoring companies in the industry for the 13th consecutive year, Herman Miller has qualified for inclusion in RobecoSAM's 2017 Sustainability Yearbook and receives the Bronze Class distinction for excellent economic, environmental, and social sustainability performance. The selection criteria for inclusion in the Yearbook becomes more rigorous each year, and only the top 15 percent of companies within each industry are selected.

Herman Miller once again earns the WorldatWork Seal of Distinction, a unique standard of excellence in work-life effectiveness that shows we provide a distinct, mutually beneficial workplace experience. Herman Miller is the only furniture manufacturer among the 160 companies across the U.S. and Canada honored with the award.

Herman Miller's Mora wins Nightingale Silver Award in the "Furniture Collections" category at the 2017 Healthcare Design Conference.

2016

Herman Miller earns 9th consecutive perfect score in Human Rights Campaign Foundation's Corporate Equality Index and is designated as Best Place to Work for LGBT equality.

Herman Miller is recognized as the Business of the Year at the Annual Meeting of the West Michigan Environmental Action Council (WMEAC) for being an outstanding partner in support of the growth of WMEAC's programs. WMEAC's award goes to the business with the greatest depth and breadth of support, unwavering dedication to environmental action in West Michigan, and a strong corporate commitment to environmental advocacy.

The 101 Best and Brightest Sustainable Companies once again (5th consecutive year) recognizes Herman Miller as an organization in Michigan (and for the first time, in the nation) that exhibits leadership and innovation in its approach to sustainability. This award celebrates those companies that are making their businesses more sustainable, the lives of their employees better, and the community, both locally and globally, more responsible as a whole.

Herman Miller is recognized by the Michigan Minority Supplier Development Council (MMSDC) as a "Corporation of the Year". Additionally, we are the only West Michigan company this year to receive an "Ambassadors Championing Excellence" Award from the MMSDC.

Herman Miller is recognized with "2016 Excellence in Supplier Diversity Award" from the Great Lakes Women's Business Council.

Herman Miller is recognized as a 2016 Healthiest 100 Workplace in America, ranking 49th in the country for our commitment to health and exceptional corporate wellness programming.

Herman Miller receives the Best and Brightest in Wellness Award for the 4th year in a row. This program is an innovative initiative that recognizes and celebrates quality and excellence in health awareness.

The Michigan Occupational Safety and Health Administration renews Herman Miller's "Star" status, the highest workplace safety and health designation, for the Hickory facility in Spring Lake.

Plex Lounge Furniture from Herman Miller receives #MetropolisLikes award at NeoCon 2016.

Plex Lounge Furniture from Herman Miller receives Interior Design HiP Award for Workplace Seating/Lounge at NeoCon 2016.

Herman Miller is named a 2016 Women on Boards Winning Company. Companies selected for this recognition are considered champions of board diversity as 20 percent or more of their board seats are occupied by women.

Herman Miller is selected for inclusion in the 2016 RobecoSAM Sustainability Yearbook for the 12th consecutive year.

Herman Miller again earns the WorldatWork Work-Life 2016 Seal of Distinction. This award identifies organizations that focus on programs that promote work-life balance and overall well-being.

# Contract Information

*continued*

## **22b. Section 508 Compliance**

Not applicable

## **23. Unique Entity ID:** Q2K3MSZ843D8

## **24. Registered in System for Award Management ([www.SAM.gov](http://www.SAM.gov)) Database**

## **25. Cancellation**

Prior to production, no cancellation charge will apply. After production, only actual cost incurred that the contractor can demonstrate if items are sold after 3 months.

## **26. Restocking Charges**

Agencies must notify the contractor for authorization prior to returning any items. The customer agency will be required to pay all packaging and return freight charges. A restocking fee of 50% for Systems Furniture and 35% for all other product lines will be charged for any returned items.

Returns and restocking policy is not applicable to Options products, products under SIN 337127, 339113H, NaughtOne and Nemschoff products.

## **MillerKnoll Inc. Miscellaneous Information:**

Federal ID Number: 38-0837640

Commercial and Government Entity Code (CAGE): 40636

Data Universal Numbering System (DUNS) 00-601-2801

Commercial Entity Code (CEC): 00702290J



<b>Introduction</b>	<b>page 2</b>
<b>Action Office® System</b>	<b>3</b>
Series 1 Walls	5
Series 2 Walls	53
Work Surfaces	174
Storage	222
Display Components	249
Lighting	253
Work Organizers	255
<b>Tu® Pedestals</b>	<b>257</b>
Tu Metal Storage	259
Tu Wood Storage	319
<b>Indices</b>	<b>339</b>
By Name	339
By Number	341
<b>Appendices</b>	
20-Day or Less/Assigned Lead-Time Order Information	
Keyed-Alike Information	
Vary Easy Program	
Fire Retardancy-Workspaces	
Stain-to-Match Program	
Customer's Own Material Order Information-Workspaces	
Textiles Application Chart-Workspaces	
Textile Colors	
<b>For the latest materials information, refer to the Materials pages on HermanMiller.com.</b>	

**A Note on the Organization of This Book**

There are a few signals that will help you understand the organization of this book. Once you know them, you should be able to find your way around easily.

**Like a newspaper, this book is formatted with columns of text and illustrations that run vertically.**

Information wraps from one column to the next and continues for as many pages as it needs to.

**Black bars are clues.**

A black bar at the top of a page signals the start of information about a product.

This information is divided into two sections, each signaled by a black bar. Product Information includes a description, additional notes, and dimensional drawings. Specification Information, which always begins at the top of a column, includes a series of steps. Each step represents a decision you need to make in order to complete your product number. Steps must be followed sequentially. The number of pages needed to complete information on a product varies; some will be complete in one page; others may fill three or four pages. Just continue going through the steps until you run into the next product, signaled by the black bar at the top of the page.

Black tabs running along the outside edge of the page help you locate what section you are in or what section you want to go to. You can thumb forwards or backwards to find a section; tabs and text appear on both sides of the page.

The additional pages in the back of the book include the appendices and indices. They are signaled by a long black bar running along the outside edge of the page.

**The index is presented two ways.**

The first index is in alphabetical order by product name. It can be helpful if you are new to the products and numbering scheme or if you are looking for a type of product, such as work chair or round table.

The second index is by product number. It lists, in alphanumeric order, the base product number, typically a five-digit number.

**General Information**

This book is effective October 7, 2024, subject to change without notice. Products may be purchased from authorized Herman Miller dealers who will quote prices upon request. For more information about our products and services or to see a list of dealers, visit [www.HermanMiller.com](http://www.HermanMiller.com).


All prices are list prices. Additional services, such as planning services, design, storage, and installation, are not included and must be added to these prices when the additional services are requested.


Illustrations, specifications, and prices are based on the latest information at the time of publication. The right is reserved to make changes at any time without notice in prices, fabrics, finishes, materials, specifications, and models, and also to discontinue models and finishes.

Dimensions shown in the drawings are engineering drawing dimensions rounded up to the nearest 1/8". Product is shipped set up or knocked down. Products that include "Shipped knocked down" in the description require some assembly. If this statement does not appear in the description, the product is shipped assembled.

Service problems are normally handled by a Herman Miller authorized dealer. Where this cannot be accomplished on a local level, service problems should be referred to the Customer Care Representative for your region, Herman Miller, Inc., Zeeland, Michigan 49464.

**20-Day or Less/Assigned Lead-Time Shipments**

All products and options in this price book not designated by an Assigned Program icon  will ship in **20 business days or less** after being acknowledged by Herman Miller.

Products and options designated by an  are on the assigned lead-time program and may ship in 20 days, less than 20 days, or more than 20 days from order acknowledgement.

Series 1 Walls

Series 2 Walls

Work Surfaces

Storage

Display Components

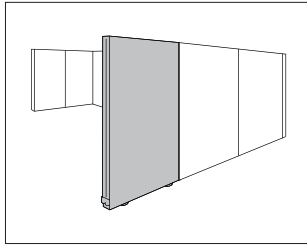
Lighting

Work Organizers



# Hard-Surfaced Panel

AO110.



## Product Information

### Description

This structural panel has enameled surfaces, a painted top cap, and adjustable glides. It is UL listed and has a Class A fire-retardant rating.

### Notes

To connect panels of equal or unequal heights, order 1 of the following products separately:

- 2-way 90° connector (AO220.), 3-way 90° connector (AO230.), or 4-way 90° connector (AO240.)
- Draw rod (AO215.) or change-of-height draw rod (AO219.)
- Spacer (AO260.)

For information, see Action Office Series 1 Planning Guide.

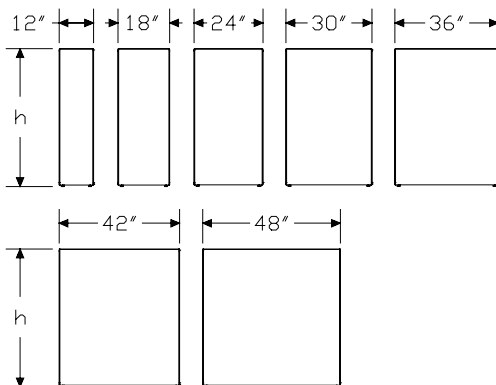
To finish exposed end of panel or connector, order 1 of the following products separately:

- Change-of-height finished end, panel/connector (AO259.)
- Finished end (AO271.)

To convert nonpowered panel to powered panel, order 3-circuit panel base power kit (AO355.) separately.

For enclosed cable management raceway at panel base, order cable management assembly (AO380.) separately.

## Dimensions



## Specification Information

### Step 1.

AO110.

### Step 2. Height

34	34" high	<input type="text" value="A"/>
42	42" high	<input type="text" value="A"/>
48	48" high	<input type="text" value="A"/>
57	57" high	<input type="text" value="A"/>
62	62" high	<input type="text" value="A"/>
80	80" high	<input type="text" value="A"/>

### Step 3. Width

12	12" wide	<input type="text" value="A"/>
18	18" wide	<input type="text" value="A"/>
24	24" wide	<input type="text" value="A"/>
30	30" wide	<input type="text" value="A"/>
36	36" wide	<input type="text" value="A"/>
42	42" wide	<input type="text" value="A"/>
48	48" wide	<input type="text" value="A"/>

### Prices for Steps 1-3.

	12	18	24	30	36	42
AO110. 34	\$621	639	649	714	772	832
42	\$640	664	681	769	854	943
48	\$688	705	720	809	912	999
57	\$617	647	688	771	852	961
62	\$720	783	854	954	1054	1153
80	\$824	909	989	1111	1223	1334

	48
AO110. 34	\$897
42	\$1033
48	\$1095
57	\$1024
62	\$1252
80	\$1447

### Step 4. Surface Finish

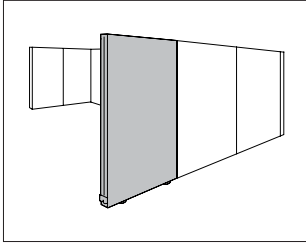
LT	light tone	<input type="text" value="A"/>	+\$0
LU	soft white	<input type="text" value="A"/>	+\$0
WN	warm grey neutral	<input type="text" value="A"/>	+\$0

Action Office® Series 1 Walls

Step 5. Trim/Top Cap Finish		
UBK	ultra black (CP) <input type="checkbox"/>	+\$0
8Q	folkstone grey (CP) <input type="checkbox"/>	+\$0
HF	inner tone light <input type="checkbox"/>	+\$0
LT	light tone <input type="checkbox"/>	+\$0
LU	soft white <input type="checkbox"/>	+\$0
MT	medium tone <input type="checkbox"/>	+\$0
SG	slate grey <input type="checkbox"/>	+\$0
WL	warm stone (CP) <input type="checkbox"/>	+\$0
WN	warm grey neutral <input type="checkbox"/>	+\$0

# Fabric-Covered Panel

AO120.



## Product Information

### Description

This structural panel has fabric surfaces, a painted top cap, and adjustable glides. It is UL listed and has a Class A fire-retardant rating.

### Notes

To connect panels of equal or unequal heights, order 1 of the following products separately:

- 2-way 90° connector (AO220.), 3-way 90° connector (AO230.), or 4-way 90° connector (AO240.)
- Draw rod (AO215.) or change-of-height draw rod (AO219.)
- Spacer (AO260.)

For information, see Action Office Series 1 Planning Guide.

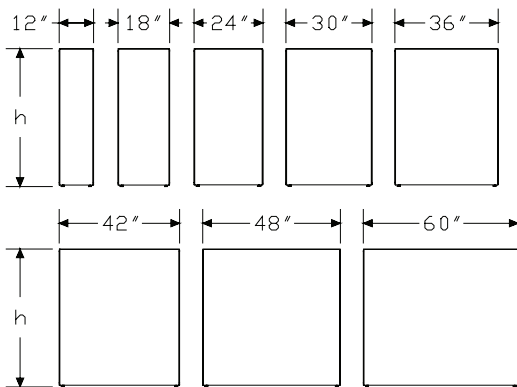
To finish exposed end of panel or connector, order 1 of the following products separately:

- Change-of-height finished end, panel/connector (AO259.)
- Finished end (AO271.)

To convert nonpowered panel to powered panel, order 3-circuit panel base power kit (AO355.) separately.

For enclosed cable management raceway at panel base, order cable management assembly (AO380.) separately.

## Dimensions



## Specification Information

### Step 1.

**AO120.**

### Step 2. Height

27	27\" high
34	34\" high
42	42\" high
48	48\" high
57	57\" high
62	62\" high
80	80\" high

### Step 3. Width

12	12\" wide
18	18\" wide <span style="border: 1px solid black; padding: 0 2px;">A</span>
24	24\" wide
30	30\" wide
36	36\" wide
42	42\" wide
48	48\" wide
60	60\" wide

### Prices for Steps 1-3.

	12	18	24	30	36	42
AO120. 27	\$556	569	587	641	699	750
34	\$577	596	616	676	727	776
42	\$595	611	626	706	784	864
48	\$626	641	668	754	838	929
57	\$641	690	727	816	901	993
62	\$665	725	784	880	968	1064
80	\$750	830	908	1013	1122	1224
					48	60
AO120. 27					\$806	982
34					\$835	1020
42					\$949	1151
48					\$1015	1241
57					\$1085	1325
62					\$1150	1407
80					\$1332	1643

Step 4. Trim/Top Cap Finish		
<b>UBK</b>	ultra black (CP)	+\$0
<b>8Q</b>	folkstone grey (CP)	+\$0
<b>HF</b>	inner tone light	+\$0
<b>LT</b>	light tone	+\$0
<b>LU</b>	soft white <span style="border: 1px solid black; padding: 0 2px;">A</span>	+\$0
<b>MT</b>	medium tone	+\$0
<b>SG</b>	slate grey <span style="border: 1px solid black; padding: 0 2px;">A</span>	+\$0
<b>WL</b>	warm stone (CP)	+\$0
<b>WN</b>	warm grey neutral	+\$0

Step 5. Surface Finish Side 1  
*See application chart and textiles list for fabric usage and numbers. First 2 digits of number indicate fabric line; remaining digit(s) indicate fabric color.*

For 27" high (27) with 12" wide (12), 18" wide (18), 24" wide (24), 30" wide (30), 36" wide (36), or 42" wide (42), or 48" wide (48)	
Price Category 1	+\$0
Price Category 2	+\$12
Price Category 3	+\$29
Price Category 5	+\$154
Price Category D	+\$140

For 34" high (34) with 12" wide (12), 18" wide (18), 24" wide (24), 30" wide (30), 36" wide (36), or 42" wide (42), or 48" wide (48)	
Price Category 1	+\$0
Price Category 2	+\$12
Price Category 3	+\$29
Price Category 5	+\$154
Price Category D	+\$140

For 42" high (42) with 12" wide (12), 18" wide (18), 24" wide (24), 30" wide (30), 36" wide (36), or 42" wide (42), or 48" wide (48)	
Price Category 1	+\$0
Price Category 2	+\$13
Price Category 3	+\$30
Price Category 5	+\$157
Price Category D	+\$144

For 48" high (48) with 12" wide (12), 18" wide (18), 24" wide (24), 30" wide (30), 36" wide (36), or 42" wide (42), or 48" wide (48)	
Price Category 1	+\$0
Price Category 2	+\$18
Price Category 3	+\$42
Price Category 5	+\$181
Price Category D	+\$161

For 57" high (57) with 12" wide (12), 18" wide (18), 24" wide (24), 30" wide (30), 36" wide (36), or 42" wide (42), or 48" wide (48)	
Price Category 1	+\$0
Price Category 2	+\$19
Price Category 3	+\$47
Price Category 5	+\$222
Price Category D	+\$198

For 62" high (62) with 12" wide (12), 18" wide (18), 24" wide (24), 30" wide (30), 36" wide (36), or 42" wide (42), or 48" wide (48)	
Price Category 1	+\$0
Price Category 2	+\$20
Price Category 3	+\$48
Price Category 5	+\$253
Price Category D	+\$224

For 80" high (80) with 12" wide (12), 18" wide (18), 24" wide (24), 30" wide (30), 36" wide (36), or 42" wide (42), or 48" wide (48)	
Price Category 1	+\$0
Price Category 2	+\$23
Price Category 3	+\$59
Price Category 5	+\$317
Price Category D	+\$281

For 27" high (27) or 34" high (34) with 60" wide (60)	
Price Category 1	+\$0
Price Category 2	+\$12
Price Category 3	+\$29
Price Category D	+\$140

For 42" high (42) with 60" wide (60)	
Price Category 1	+\$0
Price Category 2	+\$13
Price Category 3	+\$30
Price Category D	+\$144
Price Category E	+\$181

For 48" high (48) with 60" wide (60)	
Price Category 1	+\$0
Price Category 2	+\$18
Price Category 3	+\$42
Price Category D	+\$161



# Fabric-Covered Panel *continued*

## For 57" high (57) with 60" wide (60)

Price Category 1	+\$0
Price Category 2	+\$19
Price Category 3	+\$47
Price Category D	+\$198

## For 62" high (62) with 60" wide (60)

Price Category 1	+\$0
Price Category 2	+\$20
Price Category 3	+\$48
Price Category D	+\$224

## For 80" high (80) with 60" wide (60)

Price Category 1	+\$0
Price Category 2	+\$23
Price Category 3	+\$59
Price Category D	+\$281

## Step 6. Surface Finish Side 2

*See application chart and textiles list for fabric usage and numbers. First 2 digits of number indicate fabric line; remaining digit(s) indicate fabric color.*

## For 27" high (27) with 12" wide (12), 18" wide (18), 24" wide (24), 30" wide (30), 36" wide (36), or 42" wide (42), or 48" wide (48)

Price Category 1	+\$0
Price Category 2	+\$12
Price Category 3	+\$29
Price Category 5	+\$154
Price Category D	+\$140

## For 34" high (34) with 12" wide (12), 18" wide (18), 24" wide (24), 30" wide (30), 36" wide (36), or 42" wide (42), or 48" wide (48)

Price Category 1	+\$0
Price Category 2	+\$12
Price Category 3	+\$29
Price Category 5	+\$154
Price Category D	+\$140

## For 42" high (42) with 12" wide (12), 18" wide (18), 24" wide (24), 30" wide (30), 36" wide (36), or 42" wide (42), or 48" wide (48)

Price Category 1	+\$0
Price Category 2	+\$13
Price Category 3	+\$30
Price Category 5	+\$157
Price Category D	+\$144

## For 48" high (48) with 12" wide (12), 18" wide (18), 24" wide (24), 30" wide (30), 36" wide (36), or 42" wide (42), or 48" wide (48)

Price Category 1	+\$0
Price Category 2	+\$18
Price Category 3	+\$42
Price Category 5	+\$181
Price Category D	+\$161

## For 57" high (57) with 12" wide (12), 18" wide (18), 24" wide (24), 30" wide (30), 36" wide (36), or 42" wide (42), or 48" wide (48)

Price Category 1	+\$0
Price Category 2	+\$19
Price Category 3	+\$47
Price Category 5	+\$222
Price Category D	+\$198

## For 62" high (62) with 12" wide (12), 18" wide (18), 24" wide (24), 30" wide (30), 36" wide (36), or 42" wide (42), or 48" wide (48)

Price Category 1	+\$0
Price Category 2	+\$20
Price Category 3	+\$48
Price Category 5	+\$253
Price Category D	+\$224

## For 80" high (80) with 12" wide (12), 18" wide (18), 24" wide (24), 30" wide (30), 36" wide (36), or 42" wide (42), or 48" wide (48)

Price Category 1	+\$0
Price Category 2	+\$23
Price Category 3	+\$59
Price Category 5	+\$317
Price Category D	+\$281

## For 27" high (27) or 34" high (34) with 60" wide (60)

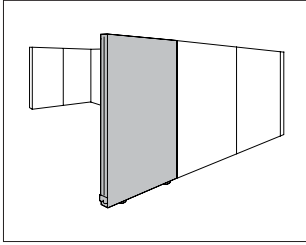
Price Category 1	+\$0
Price Category 2	+\$12
Price Category 3	+\$29
Price Category D	+\$140
Price Category E	+\$175

## For 42" high (42) with 60" wide (60)

Price Category 1	+\$0
Price Category 2	+\$13
Price Category 3	+\$30
Price Category D	+\$144

Action Office® Series 1 Walls

<i>For 48" high (48) with 60" wide (60)</i>	
Price Category 1	+\$0
Price Category 2	+\$18
Price Category 3	+\$42
Price Category D	+\$161
<i>For 57" high (57) with 60" wide (60)</i>	
Price Category 1	+\$0
Price Category 2	+\$19
Price Category 3	+\$47
Price Category D	+\$198
<i>For 62" high (62) with 60" wide (60)</i>	
Price Category 1	+\$0
Price Category 2	+\$20
Price Category 3	+\$48
Price Category D	+\$224
<i>For 80" high (80) with 60" wide (60)</i>	
Price Category 1	+\$0
Price Category 2	+\$23
Price Category 3	+\$59
Price Category D	+\$281



### Product Information

#### Description

This structural sound-barrier panel has fabric surfaces, a painted top cap, and adjustable glides. The panel is UL listed and has a Class A fire-retardant rating.

#### Notes

To connect panels of equal or unequal heights, order 1 of the following products separately:

- 2-way 90° connector (AO220.), 3-way 90° connector (AO230.), or 4-way 90° connector (AO240.)
- Draw rod (AO215.) or change-of-height draw rod (AO219.)
- Spacer (AO260.)

For information, see Action Office Series 1 Planning Guide.

To finish exposed end of panel or connector, order 1 of the following products separately:

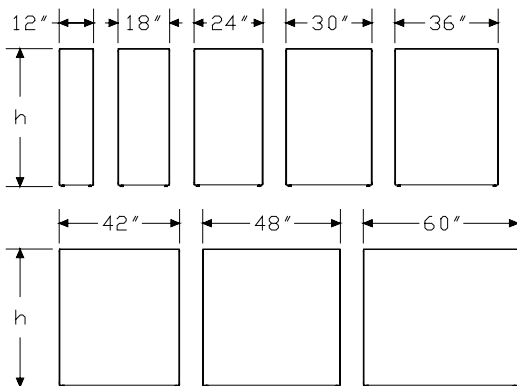
- Change-of-height finished end, panel/connector (AO259.)
- Finished end (AO271.)

To convert nonpowered panel to powered panel, order 3-circuit panel base power kit (AO355.) separately.

For enclosed cable management raceway at panel base, order cable management assembly (AO380.) separately.

For applications requiring heavy component loading on panel, a component brace (A3910.) is recommended; order separately. For appropriate applications, contact local Herman Miller representative.

#### Dimensions



### Specification Information

#### Step 1.

**AO125.**

#### Step 2. Height

<b>34</b>	34\" high
<b>42</b>	42\" high
<b>48</b>	48\" high
<b>57</b>	57\" high
<b>62</b>	62\" high
<b>80</b>	80\" high

#### Step 3. Width

<b>24</b>	24\" wide
<b>30</b>	30\" wide
<b>36</b>	36\" wide
<b>42</b>	42\" wide
<b>48</b>	48\" wide
<b>60</b>	60\" wide

#### Prices for Steps 1-3.

	<b>24</b>	<b>30</b>	<b>36</b>	<b>42</b>	<b>48</b>	<b>60</b>
<b>AO125. 34</b>	\$846	901	952	999	1052	1268
<b>42</b>	\$864	945	1032	1111	1195	1435
<b>48</b>	\$972	1053	1138	1222	1305	1561
<b>57</b>	\$1008	1066	1152	1236	1319	1578
<b>62</b>	\$999	1079	1163	1249	1333	1588
<b>80</b>	\$1145	1250	1385	1476	1573	1906

#### Step 4. Trim/Top Cap Finish

<b>UBK</b>	ultra black (CP)	+\$0
<b>8Q</b>	folkstone grey (CP)	+\$0
<b>HF</b>	inner tone light	+\$0
<b>LT</b>	light tone	+\$0
<b>LU</b>	soft white <input type="checkbox"/>	+\$0
<b>MT</b>	medium tone	+\$0
<b>SG</b>	slate grey <input type="checkbox"/>	+\$0
<b>WL</b>	warm stone (CP)	+\$0
<b>WN</b>	warm grey neutral	+\$0

# Tackable Acoustical-Barrier Panel

continued

## Step 5. Surface Finish Side 1

See application chart and textiles list for fabric usage and numbers. First 2 digits of number indicate fabric line; remaining digit(s) indicate fabric color.

For 34" high (34) with 24" wide (24), 30" wide (30), 36" wide (36), or 42" wide (42), or 48" wide (48)

Price Category 1	+\$0
Price Category 2	+\$12
Price Category 3	+\$29
Price Category 5	+\$154
Price Category D	+\$140

For 42" high (42) with 24" wide (24), 30" wide (30), 36" wide (36), or 42" wide (42), or 48" wide (48)

Price Category 1	+\$0
Price Category 2	+\$13
Price Category 3	+\$30
Price Category 5	+\$157
Price Category D	+\$144

For 48" high (48) with 24" wide (24), 30" wide (30), 36" wide (36), or 42" wide (42), or 48" wide (48)

Price Category 1	+\$0
Price Category 2	+\$18
Price Category 3	+\$42
Price Category 5	+\$181
Price Category D	+\$161

For 57" high (57) with 24" wide (24), 30" wide (30), 36" wide (36), or 42" wide (42), or 48" wide (48)

Price Category 1	+\$0
Price Category 2	+\$19
Price Category 3	+\$47
Price Category 5	+\$222
Price Category D	+\$198

For 62" high (62) with 24" wide (24), 30" wide (30), 36" wide (36), or 42" wide (42), or 48" wide (48)

Price Category 1	+\$0
Price Category 2	+\$20
Price Category 3	+\$48
Price Category 5	+\$253
Price Category D	+\$224

For 80" high (80) with 24" wide (24), 30" wide (30), 36" wide (36), or 42" wide (42), or 48" wide (48)

Price Category 1	+\$0
Price Category 2	+\$23
Price Category 3	+\$59
Price Category 5	+\$317
Price Category D	+\$281

For 34" high (34) with 60" wide (60)

Price Category 1	+\$0
Price Category 2	+\$12
Price Category 3	+\$29
Price Category D	+\$140

For 42" high (42) with 60" wide (60)

Price Category 1	+\$0
Price Category 2	+\$13
Price Category 3	+\$30
Price Category D	+\$144

For 48" high (48) with 60" wide (60)

Price Category 1	+\$0
Price Category 2	+\$18
Price Category 3	+\$42
Price Category D	+\$161

For 57" high (57) with 60" wide (60)

Price Category 1	+\$0
Price Category 2	+\$19
Price Category 3	+\$47
Price Category D	+\$198
Price Category E	+\$247

For 62" high (62) with 60" wide (60)

Price Category 1	+\$0
Price Category 2	+\$20
Price Category 3	+\$48
Price Category D	+\$224

For 80" high (80) with 60" wide (60)

Price Category 1	+\$0
Price Category 2	+\$23
Price Category 3	+\$59
Price Category D	+\$281

# Tackable Acoustical-Barrier Panel

continued

## Step 6. Surface Finish Side 2

See application chart and textiles list for fabric usage and numbers. First 2 digits of number indicate fabric line; remaining digit(s) indicate fabric color.

For 34" high (34) with 24" wide (24), 30" wide (30), 36" wide (36), or 42" wide (42), or 48" wide (48)

Price Category 1	+\$0
Price Category 2	+\$12
Price Category 3	+\$29
Price Category 5	+\$154
Price Category D	+\$140

For 42" high (42) with 24" wide (24), 30" wide (30), 36" wide (36), or 42" wide (42), or 48" wide (48)

Price Category 1	+\$0
Price Category 2	+\$13
Price Category 3	+\$30
Price Category 5	+\$157
Price Category D	+\$144

For 48" high (48) with 24" wide (24), 30" wide (30), 36" wide (36), or 42" wide (42), or 48" wide (48)

Price Category 1	+\$0
Price Category 2	+\$18
Price Category 3	+\$42
Price Category 5	+\$181
Price Category D	+\$161

For 57" high (57) with 24" wide (24), 30" wide (30), 36" wide (36), or 42" wide (42), or 48" wide (48)

Price Category 1	+\$0
Price Category 2	+\$19
Price Category 3	+\$47
Price Category 5	+\$222
Price Category D	+\$198

For 62" high (62) with 24" wide (24), 30" wide (30), 36" wide (36), or 42" wide (42), or 48" wide (48)

Price Category 1	+\$0
Price Category 2	+\$20
Price Category 3	+\$48
Price Category 5	+\$253
Price Category D	+\$224

For 80" high (80) with 24" wide (24), 30" wide (30), 36" wide (36), or 42" wide (42), or 48" wide (48)

Price Category 1	+\$0
Price Category 2	+\$23
Price Category 3	+\$59
Price Category 5	+\$317
Price Category D	+\$281

For 34" high (34) with 60" wide (60)

Price Category 1	+\$0
Price Category 2	+\$12
Price Category 3	+\$29
Price Category D	+\$140

For 42" high (42) with 60" wide (60)

Price Category 1	+\$0
Price Category 2	+\$13
Price Category 3	+\$30
Price Category D	+\$144

For 48" high (48) with 60" wide (60)

Price Category 1	+\$0
Price Category 2	+\$18
Price Category 3	+\$42
Price Category D	+\$161

For 57" high (57) with 60" wide (60)

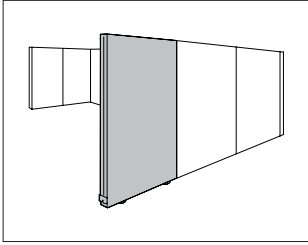
Price Category 1	+\$0
Price Category 2	+\$19
Price Category 3	+\$47
Price Category D	+\$198
Price Category E	+\$247

For 62" high (62) with 60" wide (60)

Price Category 1	+\$0
Price Category 2	+\$20
Price Category 3	+\$48
Price Category D	+\$224

For 80" high (80) with 60" wide (60)

Price Category 1	+\$0
Price Category 2	+\$23
Price Category 3	+\$59
Price Category D	+\$281

**Product Information****Description**

This sound-reducing, structural panel has fabric surfaces, a painted top cap, and adjustable glides. The panel is UL listed and has a Class A fire-retardant rating.

**Notes**

To connect panels of equal or unequal heights, order 1 of the following products separately:

- 2-way 90° connector (AO220.), 3-way 90° connector (AO230.), or 4-way 90° connector (AO240.)
- Draw rod (AO215.) or change-of-height draw rod (AO219.)
- Spacer (AO260.)

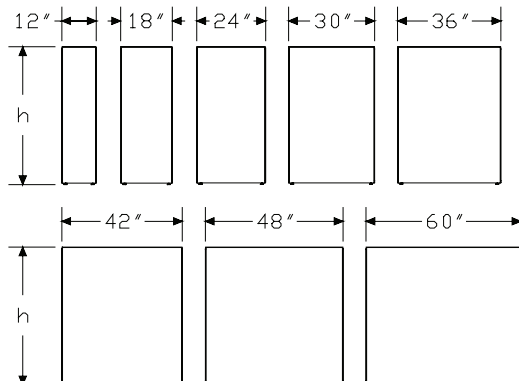
For information, see Action Office Series 1 Planning Guide.

To finish exposed end of panel or connector, order 1 of the following products separately:

- Change-of-height finished end, panel/connector (AO259.)
- Change-of-height finished end, panel/panel (AO272.)
- Finished end (AO271.)

To convert nonpowered panel to powered panel, order 3-circuit panel base power kit (AO355.) separately.

For enclosed cable management raceway at panel base, order cable management assembly (AO380.) separately.

**Dimensions****Specification Information****Step 1.****AO131.****Step 2. Height**

<b>48</b>	48" high
<b>57</b>	57" high
<b>62</b>	62" high
<b>80</b>	80" high

**Step 3. Width**

<b>12</b>	12" wide
<b>18</b>	18" wide <input type="checkbox"/>
<b>24</b>	24" wide
<b>30</b>	30" wide
<b>36</b>	36" wide
<b>42</b>	42" wide
<b>48</b>	48" wide
<b>60</b>	60" wide

**Prices for Steps 1-3.**

	<b>12</b>	<b>18</b>	<b>24</b>	<b>30</b>	<b>36</b>	<b>42</b>
<b>AO131. 48</b>	\$848	900	954	1035	1120	1200
<b>57</b>	\$874	928	969	1053	1132	1210
<b>62</b>	\$900	943	982	1059	1140	1224
<b>80</b>	\$1032	1081	1122	1226	1359	1449

	<b>48</b>	<b>60</b>
<b>AO131. 48</b>	\$1280	1531
<b>57</b>	\$1293	1549
<b>62</b>	\$1308	1562
<b>80</b>	\$1544	1872

**Step 4. Trim/Top Cap Finish**

<b>UBK</b>	ultra black (CP)	+\$0
<b>8Q</b>	folkstone grey (CP)	+\$0
<b>HF</b>	inner tone light	+\$0
<b>LT</b>	light tone	+\$0
<b>LU</b>	soft white <input type="checkbox"/>	+\$0
<b>MT</b>	medium tone	+\$0
<b>SG</b>	slate grey <input type="checkbox"/>	+\$0
<b>WL</b>	warm stone (CP)	+\$0
<b>WN</b>	warm grey neutral	+\$0

## Step 5. Surface Finish Side 1

See application chart and textiles list for fabric usage and numbers. First 2 digits of number indicate fabric line; remaining digit(s) indicate fabric color.

For 48" high (48) with 12" wide (12), 18" wide (18), 24" wide (24), 30" wide (30), 36" wide (36), or 42" wide (42), or 48" wide (48)

Price Category 1	+\$0
Price Category 2	+\$18
Price Category 3	+\$42
Price Category 5	+\$181
Price Category D	+\$161

For 57" high (57) with 12" wide (12), 18" wide (18), 24" wide (24), 30" wide (30), 36" wide (36), or 42" wide (42), or 48" wide (48)

Price Category 1	+\$0
Price Category 2	+\$19
Price Category 3	+\$47
Price Category 5	+\$222
Price Category D	+\$198

For 62" high (62) with 12" wide (12), 18" wide (18), 24" wide (24), 30" wide (30), 36" wide (36), or 42" wide (42), or 48" wide (48)

Price Category 1	+\$0
Price Category 2	+\$20
Price Category 3	+\$48
Price Category 5	+\$253
Price Category D	+\$224

For 80" high (80) with 12" wide (12), 18" wide (18), 24" wide (24), 30" wide (30), 36" wide (36), or 42" wide (42), or 48" wide (48)

Price Category 1	+\$0
Price Category 2	+\$23
Price Category 3	+\$59
Price Category 5	+\$317
Price Category D	+\$281

For 48" high (48) with 60" wide (60)

Price Category 1	+\$0
Price Category 2	+\$18
Price Category 3	+\$42
Price Category D	+\$161

For 57" high (57) with 60" wide (60)

Price Category 1	+\$0
Price Category 2	+\$19
Price Category 3	+\$47
Price Category D	+\$198

For 62" high (62) with 60" wide (60)

Price Category 1	+\$0
Price Category 2	+\$20
Price Category 3	+\$48
Price Category D	+\$224

For 80" high (80) with 60" wide (60)

Price Category 1	+\$0
Price Category 2	+\$23
Price Category 3	+\$59
Price Category D	+\$281

## Step 6. Surface Finish Side 2

See application chart and textiles list for fabric usage and numbers. First 2 digits of number indicate fabric line; remaining digit(s) indicate fabric color.

For 48" high (48) with 12" wide (12), 18" wide (18), 24" wide (24), 30" wide (30), 36" wide (36), or 42" wide (42), or 48" wide (48)

Price Category 1	+\$0
Price Category 2	+\$18
Price Category 3	+\$42
Price Category 5	+\$181
Price Category D	+\$161

For 57" high (57) with 12" wide (12), 18" wide (18), 24" wide (24), 30" wide (30), 36" wide (36), or 42" wide (42), or 48" wide (48)

Price Category 1	+\$0
Price Category 2	+\$19
Price Category 3	+\$47
Price Category 5	+\$222
Price Category D	+\$198

For 62" high (62) with 12" wide (12), 18" wide (18), 24" wide (24), 30" wide (30), 36" wide (36), or 42" wide (42), or 48" wide (48)

Price Category 1	+\$0
Price Category 2	+\$20
Price Category 3	+\$48
Price Category 5	+\$253
Price Category D	+\$224

---

<i>For 80" high (80) with 12" wide (12), 18" wide (18), 24" wide (24), 30" wide (30), 36" wide (36), or 42" wide (42), or 48" wide (48)</i>	
Price Category 1	+\$0
Price Category 2	+\$23
Price Category 3	+\$59
Price Category 5	+\$317
Price Category D	+\$281

---

<i>For 48" high (48) with 60" wide (60)</i>	
Price Category 1	+\$0
Price Category 2	+\$18
Price Category 3	+\$42
Price Category D	+\$161

---

<i>For 57" high (57) with 60" wide (60)</i>	
Price Category 1	+\$0
Price Category 2	+\$19
Price Category 3	+\$47
Price Category D	+\$198

---

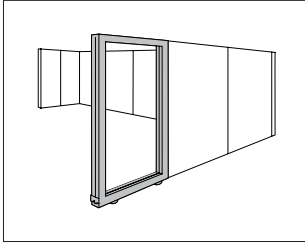
<i>For 62" high (62) with 60" wide (60)</i>	
Price Category 1	+\$0
Price Category 2	+\$20
Price Category 3	+\$48
Price Category D	+\$224

---

<i>For 80" high (80) with 60" wide (60)</i>	
Price Category 1	+\$0
Price Category 2	+\$23
Price Category 3	+\$59
Price Category D	+\$281

---





### Product Information

#### Description

This structural panel frame has an opening for communicating and sharing equipment. It has a painted frame and top cap and adjustable glides. The panel cannot be used as a return panel. It is UL listed and has a Class A fire-retardant rating.

#### Notes

To connect panels of equal or unequal heights, order 1 of the following products separately:

- 2-way 90° connector (AO220.), 3-way 90° connector (AO230.), or 4-way 90° connector (AO240.)
- Draw rod (AO215.) or change-of-height draw rod (AO219.)
- Spacer (AO260.)

For information, see Action Office Series 1 Planning Guide.

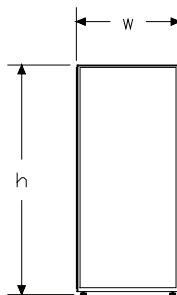
To finish exposed end of panel or connector, order 1 of the following products separately:

- Change-of-height finished end, panel/connector (AO259.)
- Finished end (AO271.)

To convert nonpowered panel to powered panel, order 3-circuit panel base power kit (AO355.) separately.

For enclosed cable management raceway at panel base, order cable management assembly (AO380.) separately.

#### Dimensions



### Specification Information

#### Step 1.

#### AO150.

#### Step 2. Height

<b>62</b>	62" high
<b>80</b>	80" high

#### Step 3. Width

<b>24</b>	24" wide
<b>30</b>	30" wide
<b>36</b>	36" wide
<b>42</b>	42" wide
<b>48</b>	48" wide

#### Prices for Steps 1-3.

	<b>24</b>	<b>30</b>	<b>36</b>	<b>42</b>	<b>48</b>
<b>AO150. 62</b>	\$857	886	923	954	991
<b>80</b>	\$944	1003	1073	1134	1207

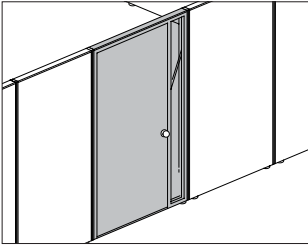
#### Step 4. Frame Finish

<b>UBK</b>	ultra black (CP)	+\$0
<b>8Q</b>	folkstone grey (CP)	+\$0
<b>HF</b>	inner tone light	+\$0
<b>LT</b>	light tone	+\$0
<b>LU</b>	soft white <input type="checkbox"/>	+\$0
<b>MT</b>	medium tone	+\$0
<b>SG</b>	slate grey <input type="checkbox"/>	+\$0
<b>WL</b>	warm stone (CP)	+\$0
<b>WN</b>	warm grey neutral	+\$0

#### Step 5. Trim/Top Cap Finish

<b>UBK</b>	ultra black (CP)	+\$0
<b>8Q</b>	folkstone grey (CP)	+\$0
<b>HF</b>	inner tone light	+\$0
<b>LT</b>	light tone	+\$0
<b>LU</b>	soft white <input type="checkbox"/>	+\$0
<b>MT</b>	medium tone	+\$0
<b>SG</b>	slate grey <input type="checkbox"/>	+\$0
<b>WL</b>	warm stone (CP)	+\$0
<b>WN</b>	warm grey neutral	+\$0

Door Panel AO191.



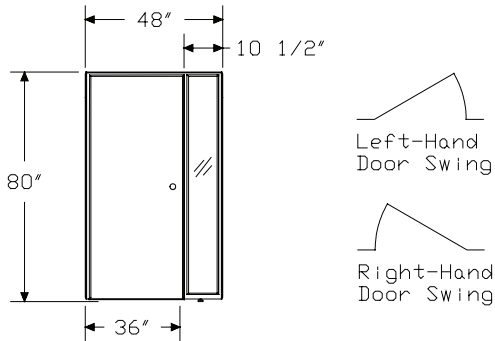
Product Information

**Description**  
This 80"-high, 48"-wide panel has a painted frame and top cap, an acrylic side panel insert, a laminate or veneer door, and adjustable glides. The door can be installed to swing left or right and to open in or out. The door cannot be keyed alike. Electrical wires and voice/data cables cannot be routed through this panel. Shipped knocked down.

Notes

To connect panels of equal heights, order 1 of the following products separately:  
 • 2-way 90° connector (AO220.), 3-way 90° connector (AO230.), or 4-way 90° connector (AO240.)  
 • Draw rod (AO215.)  
 • Spacer (AO260.)  
 Lever handle conforms to guidelines of Americans with Disabilities Act (ADA).

Dimensions



Specification Information

**Step 1.**  
**AO191.8048** \$4398

Step 2. Frame Finish

<b>UBK</b>	ultra black (CP)	+\$0
<b>8Q</b>	folkstone grey (CP)	+\$0
<b>HF</b>	inner tone light	+\$0
<b>LT</b>	light tone	+\$0
<b>LU</b>	soft white <input type="checkbox"/>	+\$0
<b>MT</b>	medium tone	+\$0
<b>SG</b>	slate grey <input type="checkbox"/>	+\$0
<b>WL</b>	warm stone (CP)	+\$0
<b>WN</b>	warm grey neutral	+\$0

Step 3. Door Finish

Solid-Color Laminate

<b>8Q</b>	folkstone grey (CP)	+\$0
<b>LT</b>	light tone	+\$0
<b>WL</b>	warm stone (CP)	+\$0
<b>WN</b>	warm grey neutral	+\$0

Step 4. Knob handle

<b>NN</b>	none	+\$0
<b>KE</b>	door knob - silver	+\$89
<b>LV</b>	lever - silver	+\$444

Step 5. Side Panel Acrylic Finish

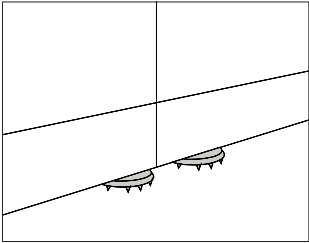
<b>TR</b>	clear	+\$0
<b>J9</b>	opal frosted	+\$278

Step 6. Trim/Top Cap Finish

<b>UBK</b>	ultra black (CP)	+\$0
<b>8Q</b>	folkstone grey (CP)	+\$0
<b>HF</b>	inner tone light	+\$0
<b>LT</b>	light tone	+\$0
<b>LU</b>	soft white <input type="checkbox"/>	+\$0
<b>MT</b>	medium tone	+\$0
<b>SG</b>	slate grey <input type="checkbox"/>	+\$0
<b>WL</b>	warm stone (CP)	+\$0
<b>WN</b>	warm grey neutral	+\$0

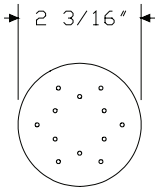
Carpet Gripper

G1190.

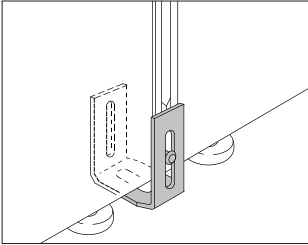


Product Information
Description
These molded plastic grippers fit onto the adjustable glides of frames and panels manufactured after 1998 and provide added stability on carpet. They cannot be used on hard floors. Finish is black. Package contains 25.
Notes
For Action Office® Series 1 and Series 2 panels or Ethospace® frames manufactured before 1998, order service part number UAY00B. For Prospects® panels manufactured before 1998, order service part number UKY004.
Dimensions

Specification Information
Step 1.
G1190.01 <span>A</span> \$82



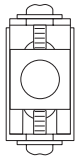
Floor Anchor Bracket, Action Office® Series 1 CO481



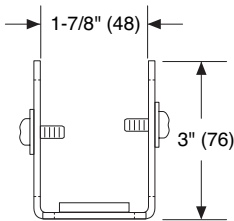
Product Information
<b>Description</b> This bracket fastens both sides of an Action Office® Series 1 panel to the floor and is designed for use in areas requiring seismic components. Package contains 10.
<b>Notes</b> Order the following products separately: <ul style="list-style-type: none"> <li>• Draw rod (CO215.)</li> <li>• Floor anchor adapter kit (CO552.)</li> <li>• Seismic finished end (A1250.) when using only Action Office Series 2 components</li> <li>• Seismic hingeable end (AO258.) when using Action Office Series 1 or Co/Struc® components</li> </ul> Customer must supply required bolts and concrete anchors.
<b>Dimensions</b>

Specification Information
<b>Step 1.</b> <b>CO481</b>
<b>Step 2. Finish</b>
<b>HF</b> inner tone light
<b>LT</b> light tone
<b>LU</b> soft white
<b>WN</b> warm grey neutral

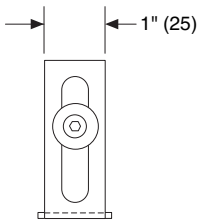
\$539



TOP



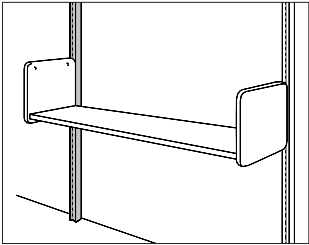
SIDE



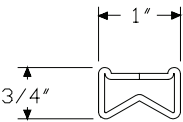
FRONT

Wall Strip

AO213.



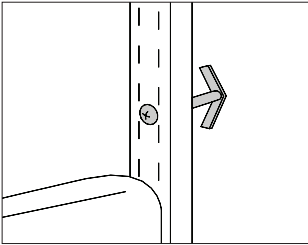
Product Information
Description
This wall strip attaches with wall fasteners to a structural wall to support hanging components. 2 wall strips are required to hang a component.
The 60"-high wall strip requires 8 fasteners; the 72"-high wall strip requires 9 fasteners; and the 84"-high wall strip requires 11 fasteners.
Notes
Order wall fasteners (X1192.) separately.
Dimensions



Specification Information
Step 1.
AO213.
Step 2. Height
60 60" high
72 72" high
84 84" high
Prices for Steps 1-2.
AO213. 60 \$100
72 \$110
84 \$114
Step 3. Surface Finish
UBK ultra black (CP) +\$0
8Q folkstone grey (CP) +\$0
HF inner tone light +\$0
LT light tone +\$0
LU soft white +\$0
MT medium tone +\$0
WL warm stone (CP) +\$0
WN warm grey neutral +\$0

Wall Fastener

X1192.



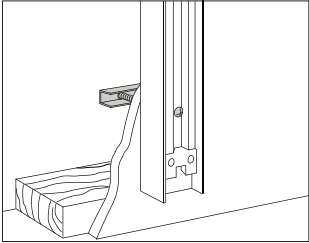
Action Office® Series 1 Walls

Product Information
Description
This black pan head fastener attaches a wall strip to a wall. Package contains 100.
Notes
Specify fastener based on wall construction:
• 1½"-long #10 pan head sheet metal screw (X1192.1) fastens into anchors in cement blocks, poured walls, and brick
• 3"-long #10 pan head sheet metal screw (X1192.2) fastens into studs or TC toggles in drywall
• 3"-long #10 pan head machine screw (X1192.3) fastens into toggle wall strip anchor (X1191.) or wing toggle in drywall.
For drywall applications using X1192.3 wall fasteners, toggle wall strip anchors (X1191.) or equivalent fasteners are recommended; order separately.

Specification Information
Step 1.
X1192.
Step 2. Size
1      no. 10, 1½" sheet metal screw
2      no. 10, 3" sheet metal screw
3      no. 10, 3" machine screw
Prices for Steps 1-2.
X1192. 1      \$52
2      \$52
3      \$89

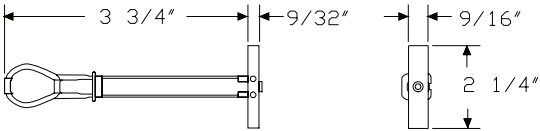
Toggle Wall Strip Anchor

X1191.



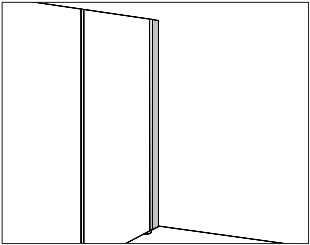
Product Information
Description
This anchor provides extra support for a wall hanger strip. Package contains 100.
Notes
Recommended for use in all drywall installations. Use with wall fastener (X1192.3).
Dimensions

Specification Information
Step 1.
X1191.
\$581



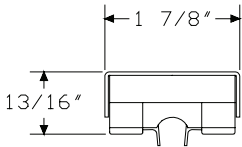
Wall Start

AO210.



Action Office® Series 1 Walls

Product Information
Description
This assembly connects a panel to an architectural wall, column, or panel of equal height at a 90° angle.
Notes
For Action Office® Series 1 panels or Co/Struc® C-series panels, specify wall start height to match panel height.
For Action Office Series 2 panels, specify wall start as follows:
• 32"-high panel, AO210.27
• 39"-high panel, AO210.34
• 47"-high panel, AO210.42
• 53"-high panel, AO210.48
• 62"-high panel, AO210.57
• 67"-high panel, AO210.62
• 85"-high panel, AO210.80
Wall start requires draw rod of equal height; order draw rod (AO215.) separately.
To fill gap between wall start used next to wall strip, order wall filler strip (AO212) separately.
Dimensions

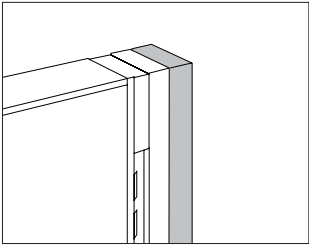


Specification Information
Step 1.
AO210.
Step 2. Height
27 27" high
34 34" high
42 42" high
48 48" high
57 57" high
62 62" high
80 80" high
Prices for Steps 1-2.
AO210. 27 \$118
34 \$127
42 \$127
48 \$127
57 \$133
62 \$133
80 \$145
Step 3. Surface Finish
UBK ultra black (CP) +\$0
8Q folkstone grey (CP) +\$0
HF inner tone light +\$0
LT light tone +\$0
LU soft white +\$0
MT medium tone +\$0
SG slate grey <input type="checkbox"/> A +\$0
WL warm stone (CP) +\$0
WN warm grey neutral +\$0



Wall Filler Strip

A0212.

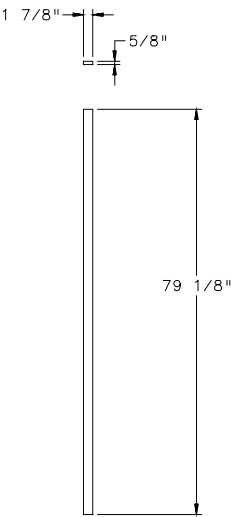


Product Information

Description

This fiberboard filler strip fills the gap between a wall start used next to a wall strip. It is 79" long and can be field cut to the appropriate length. Finish is black. Package contains 4.

Dimensions



Specification Information

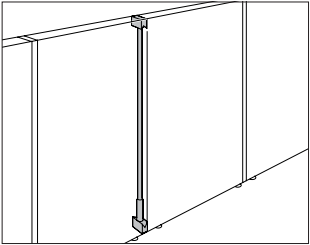
Step 1.

A0212.

\$294

Draw Rod

AO215.



Action Office® Series 1 Walls

Product Information

**Description**  
This draw rod connects Action Office® Series 1 or 2 panels or Co/Struc® C-series panels of equal heights in a straight line.

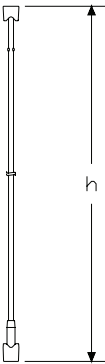
Notes

For Action Office Series 1 panels or Co/Struc C-series panels, specify draw rod height to match panel height.

For Action Office Series 2 panels, specify draw rod as follows:

- 32"-high panel, AO215.27
- 39"-high panel, AO215.34
- 47"-high panel, AO215.42
- 53"-high panel, AO215.48
- 62"-high panel, AO215.57
- 67"-high panel, AO215.62
- 85"-high panel, AO215.80

Dimensions



Specification Information

**Step 1.**  
**AO215.**

Step 2. Height

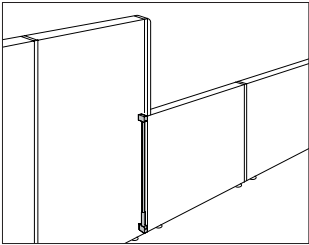
27	27" high
34	34" high
42	42" high
48	48" high
57	57" high
62	62" high
80	80" high

Prices for Steps 1-2.

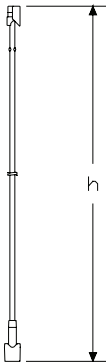
AO215. 27	\$44
34	\$46
42	\$46
48	\$47
57	\$47
62	\$47
80	\$51

Draw Rod, Change of Height

AO219.



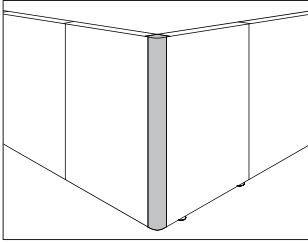
Product Information
Description
This draw rod connects Action Office® Series 1 or 2 panels or Co/Struc® C-series panels of unequal heights in a straight line.
Notes
Specify draw rod height to match height of lower panel.
For Action Office Series 2 panels, specify draw rod as follows:
• 32"-high panel, AO219.27
• 39"-high panel, AO219.34
• 47"-high panel, AO219.42
• 53"-high panel, AO219.48
• 62"-high panel, AO219.57
• 67"-high panel, AO219.62
For Co/Struc C-series panels, specify draw rod as follows:
• 48"-high panel, AO219.48
To finish exposed end of higher panel, order panel/panel change-of-height finished end (AO272.) separately.
Dimensions



Specification Information
Step 1.
AO219.
Step 2. Height
27 27" high
34 34" high
42 42" high
48 48" high
57 57" high
62 62" high
Prices for Steps 1-2.
AO219. 27 \$48
34 \$51
42 \$51
48 \$52
57 \$52
62 \$52

## 2-Way 90° Connector

AO220.



Action Office® Series 1 Walls

### Product Information

#### Description

This connector joins 2 panels of equal or unequal heights at a 90° angle. It has an enameled or fabric surface.

#### Notes

When connecting panels of unequal heights, specify connector height to match height of higher panel.

To finish exposed end of connector, order change-of-height finished end, panel/connector (AO259.) separately.

Fabric-covered connector accepts Customer's Own Material (COM). Yardage is estimated for nondirectional fabrics and for units of 1 to 5.

Height—Yardage

27"—1

34"—1 1/4

42"—1 1/3

48"—1 1/2

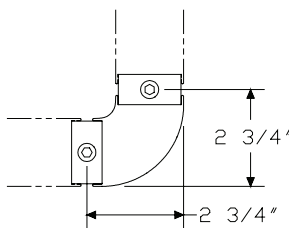
57"—2

62"—2

80"—2 1/2

For information on larger quantities or directional fabrics, contact COM Department. See Order Information in Appendices.

#### Dimensions



### Specification Information

#### Step 1.

AO220.

#### Step 2. Height

27	27" high
34	34" high
42	42" high
48	48" high
57	57" high
62	62" high
80	80" high

#### Step 3. Surface Material

H	hard surfaced
F	fabric covered

#### Prices for Steps 1-3.

	H	F
AO220. 27	\$168	238
34	\$175	248
42	\$199	259
48	\$206	293
57	\$219	300
62	\$234	307
80	\$258	351

#### Step 4.

#### Surface Finish

#### For hard surfaced (H)

UBK	ultra black (CP)	+\$0
8Q	folkstone grey (CP)	+\$0
HF	inner tone light	+\$0
LT	light tone	+\$0
LU	soft white <input type="checkbox"/> A	+\$0
MT	medium tone	+\$0
SG	slate grey <input type="checkbox"/> A	+\$0
WL	warm stone (CP)	+\$0
WN	warm grey neutral	+\$0

## Trim/Top Cap Finish

*For fabric covered (F)*

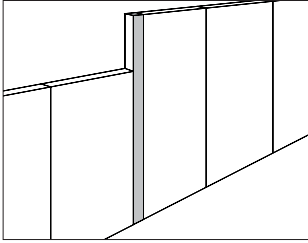
<b>UBK</b>	ultra black (CP)	+\$0
<b>8Q</b>	folkstone grey (CP)	+\$0
<b>HF</b>	inner tone light	+\$0
<b>LT</b>	light tone	+\$0
<b>LU</b>	soft white <span style="border: 1px solid black; padding: 0 2px;">A</span>	+\$0
<b>MT</b>	medium tone	+\$0
<b>SG</b>	slate grey <span style="border: 1px solid black; padding: 0 2px;">A</span>	+\$0
<b>WL</b>	warm stone (CP)	+\$0
<b>WN</b>	warm grey neutral	+\$0

## Step 5. Surface Finish

*For fabric covered (F)*

*See application chart and textiles list for fabric usage and numbers. First 2 digits of number indicate fabric line; remaining digit(s) indicate fabric color.*

Price Category 1	+\$0
Price Category 2	+\$20
Price Category 3	+\$26
Price Category 5	+\$74
Price Category D	+\$61



### Product Information

#### Description

This spacer joins 2 panels of equal or unequal heights in a straight line and compensates for dimensional gain in a panel run. It has enameled or fabric surfaces.

#### Notes

When connecting panels of unequal heights, specify spacer height to match height of higher panel.

To finish exposed end of spacer, order change-of-height finished end, panel/connector (AO259.) separately.

Fabric-covered spacer accepts Customer's Own Material (COM). Yardage is estimated for nondirectional fabrics and for units of 1 to 5.

#### Height—Yardage

27"—1

34"—1 1/4

42"—1 1/3

48"—1 1/2

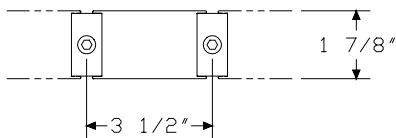
57"—2

62"—2

80"—2 1/2

For information on larger quantities or directional fabrics, contact COM Department. See Order Information in Appendices.

#### Dimensions



### Specification Information

#### Step 1.

**AO260.**

#### Step 2. Height

<b>27</b>	27" high
<b>34</b>	34" high
<b>42</b>	42" high
<b>48</b>	48" high
<b>57</b>	57" high
<b>62</b>	62" high
<b>80</b>	80" high

#### Step 3. Surface Material

<b>H</b>	hard surfaced
<b>F</b>	fabric covered

#### Prices for Steps 1-3.

	<b>H</b>	<b>F</b>
<b>AO260. 27</b>	\$196	271
<b>34</b>	\$201	289
<b>42</b>	\$227	296
<b>48</b>	\$237	342
<b>57</b>	\$255	345
<b>62</b>	\$265	350
<b>80</b>	\$292	401

#### Step 4.

#### Surface Finish

##### For hard surfaced (H)

<b>UBK</b>	ultra black (CP)	+\$0
<b>8Q</b>	folkstone grey (CP)	+\$0
<b>HF</b>	inner tone light	+\$0
<b>LT</b>	light tone	+\$0
<b>LU</b>	soft white <b>A</b>	+\$0
<b>MT</b>	medium tone	+\$0
<b>SG</b>	slate grey <b>A</b>	+\$0
<b>WL</b>	warm stone (CP)	+\$0
<b>WN</b>	warm grey neutral	+\$0

## Trim/Top Cap Finish

*For fabric covered (F)*

<b>UBK</b>	ultra black (CP)	+\$0
<b>8Q</b>	folkstone grey (CP)	+\$0
<b>HF</b>	inner tone light	+\$0
<b>LT</b>	light tone	+\$0
<b>LU</b>	soft white <span style="border: 1px solid black; padding: 0 2px;">A</span>	+\$0
<b>MT</b>	medium tone	+\$0
<b>SG</b>	slate grey <span style="border: 1px solid black; padding: 0 2px;">A</span>	+\$0
<b>WL</b>	warm stone (CP)	+\$0
<b>WN</b>	warm grey neutral	+\$0

## Step 5. Surface Finish

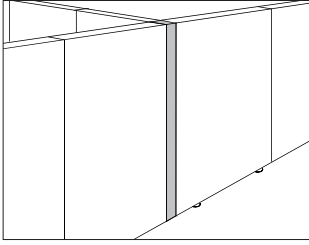
*For fabric covered (F)*

*See application chart and textiles list for fabric usage and numbers. First 2 digits of number indicate fabric line; remaining digit(s) indicate fabric color.*

Price Category 1	+\$0
Price Category 2	+\$20
Price Category 3	+\$26
Price Category 5	+\$74
Price Category D	+\$61

## 3-Way 90° Connector

AO230.



Action Office® Series 1 Walls

### Product Information

#### Description

This connector joins 3 panels of equal or unequal heights at 90° angles. It has an enameled or fabric surface.

#### Notes

When connecting panels of unequal heights, specify connector height to match height of highest panel.

To finish exposed end of connector, order change-of-height finished end, panel/connector (AO259.) separately.

Fabric-covered connector accepts Customer's Own Material (COM). Yardage is estimated for nondirectional fabrics and for units of 1 to 5.

Height—Yardage

27"—1

34"—1 1/4

42"—1 1/3

48"—1 1/2

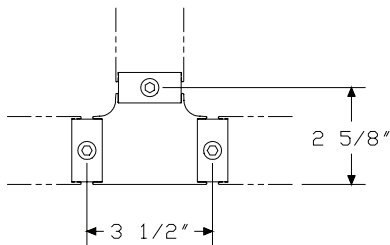
57"—2

62"—2

80"—2 1/2

For information on larger quantities or directional fabrics, contact COM Department. See Order Information in Appendices.

#### Dimensions



### Specification Information

#### Step 1.

**AO230.**

#### Step 2. Height

27	27" high
34	34" high
42	42" high
48	48" high
57	57" high
62	62" high
80	80" high

#### Step 3. Surface Material

H	hard surfaced
F	fabric covered

#### Prices for Steps 1-3.

	H	F
<b>AO230. 27</b>	\$244	318
<b>34</b>	\$255	327
<b>42</b>	\$292	362
<b>48</b>	\$306	380
<b>57</b>	\$322	387
<b>62</b>	\$339	396
<b>80</b>	\$385	452

#### Step 4.

#### Surface Finish

##### For hard surfaced (H)

<b>UBK</b>	ultra black (CP)	+\$0
<b>8Q</b>	folkstone grey (CP)	+\$0
<b>HF</b>	inner tone light	+\$0
<b>LT</b>	light tone	+\$0
<b>LU</b>	soft white <b>A</b>	+\$0
<b>MT</b>	medium tone	+\$0
<b>SG</b>	slate grey <b>A</b>	+\$0
<b>WL</b>	warm stone (CP)	+\$0
<b>WN</b>	warm grey neutral	+\$0



## Trim/Top Cap Finish

*For fabric covered (F)*

<b>UBK</b>	ultra black (CP)	+\$0
<b>8Q</b>	folkstone grey (CP)	+\$0
<b>HF</b>	inner tone light	+\$0
<b>LT</b>	light tone	+\$0
<b>LU</b>	soft white <span style="border: 1px solid black; padding: 0 2px;">A</span>	+\$0
<b>MT</b>	medium tone	+\$0
<b>SG</b>	slate grey <span style="border: 1px solid black; padding: 0 2px;">A</span>	+\$0
<b>WL</b>	warm stone (CP)	+\$0
<b>WN</b>	warm grey neutral	+\$0

## Step 5. Surface Finish

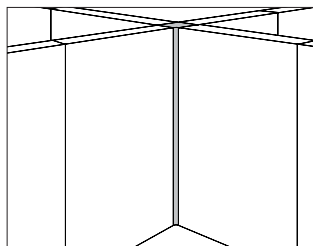
*For fabric covered (F)*

*See application chart and textiles list for fabric usage and numbers. First 2 digits of number indicate fabric line; remaining digit(s) indicate fabric color.*

Price Category 1	+\$0
Price Category 2	+\$20
Price Category 3	+\$26
Price Category 5	+\$74
Price Category D	+\$61

# 4-Way 90° Connector

AO240.



## Product Information

### Description

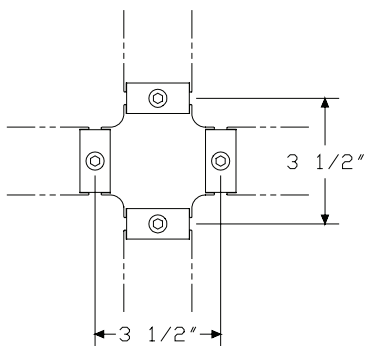
This connector joins 4 panels of equal or unequal heights at 90° angles and has an enameled surface.

### Notes

When connecting panels of unequal heights, specify connector height to match height of highest panel.

To finish exposed end of connector, order change-of-height finished end, panel/connector (AO259.) separately.

### Dimensions



## Specification Information

### Step 1.

**AO240.**

### Step 2. Height

<b>27H</b>	27" high
<b>34H</b>	34" high
<b>42H</b>	42" high
<b>48H</b>	48" high
<b>57H</b>	57" high
<b>62H</b>	62" high
<b>80H</b>	80" high

### Prices for Steps 1-2.

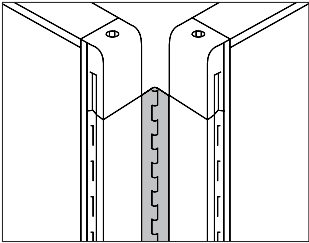
<b>AO240. 27H</b>	\$288
<b>34H</b>	\$298
<b>42H</b>	\$349
<b>48H</b>	\$362
<b>57H</b>	\$393
<b>62H</b>	\$414
<b>80H</b>	\$460

### Step 3. Top Cap Finish

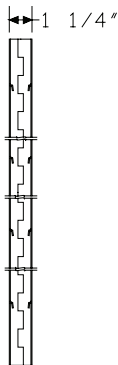
<b>UBK</b>	ultra black (CP)	+\$0
<b>8Q</b>	folkstone grey (CP)	+\$0
<b>HF</b>	inner tone light	+\$0
<b>LT</b>	light tone	+\$0
<b>LU</b>	soft white <input type="checkbox"/>	+\$0
<b>MT</b>	medium tone	+\$0
<b>SG</b>	slate grey <input type="checkbox"/>	+\$0
<b>WL</b>	warm stone (CP)	+\$0
<b>WN</b>	warm grey neutral	+\$0

Panel Hinge

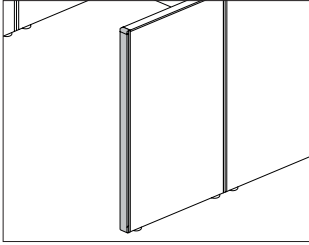
AO270.



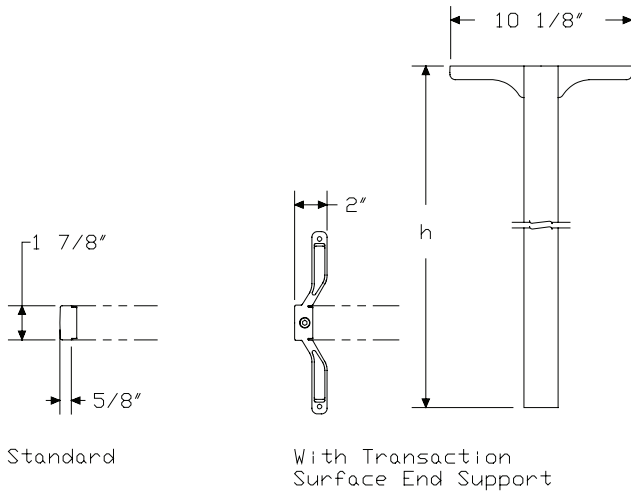
Product Information
Description
This black umber panel hinge connects 2 panels of equal or unequal heights at any angle up to 180°. It has an enameled surface.
Notes
To finish exposed ends of panels joined by panel hinge, order hingeable finished end (AO258.) separately.
Dimensions



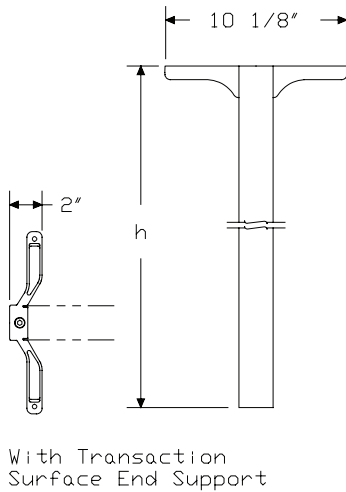
Specification Information
Step 1.
AO270. <input type="checkbox"/> A
Step 2. Height
27 27" high <input type="checkbox"/> A
34 34" high <input type="checkbox"/> A
42 42" high <input type="checkbox"/> A
48 48" high <input type="checkbox"/> A
62 62" high <input type="checkbox"/> A
80 80" high <input type="checkbox"/> A
Prices for Steps 1-2.
AO270. 27 \$195
34 \$206
42 \$235
48 \$240
62 \$279
80 \$285

**Product Information****Description**

This cover finishes the exposed end of a panel or supports a transaction surface at the end of a panel run. It has an enameled surface.

**Dimensions**

Standard

With Transaction  
Surface End Support**Specification Information****Step 1.****AO271.****Step 2. Height**

<b>27</b>	27" high
<b>34</b>	34" high
<b>42</b>	42" high
<b>48</b>	48" high
<b>57</b>	57" high
<b>62</b>	62" high
<b>80</b>	80" high

**Step 3. Configuration**

<b>H</b>	standard
<b>T</b>	with transaction surface end support

**Prices for Steps 1-3.**

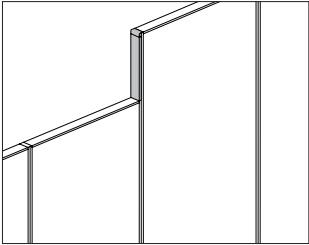
	<b>H</b>	<b>T</b>
<b>AO271. 27</b>	\$59	153
<b>34</b>	\$61	155
<b>42</b>	\$67	160
<b>48</b>	\$69	170
<b>57</b>	\$70	177
<b>62</b>	\$70	178
<b>80</b>	\$74	179

**Step 4. Surface Finish**

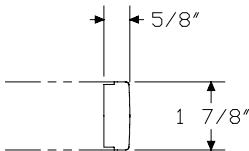
<b>UBK</b>	ultra black (CP)	+\$0
<b>8Q</b>	folkstone grey (CP)	+\$0
<b>HF</b>	inner tone light	+\$0
<b>LT</b>	light tone	+\$0
<b>LU</b>	soft white <span style="border: 1px solid black; padding: 0 2px;">A</span>	+\$0
<b>MT</b>	medium tone	+\$0
<b>SG</b>	slate grey <span style="border: 1px solid black; padding: 0 2px;">A</span>	+\$0
<b>WL</b>	warm stone (CP)	+\$0
<b>WN</b>	warm grey neutral	+\$0

Finished End, Change of Height,  
Panel/Panel

AO272.



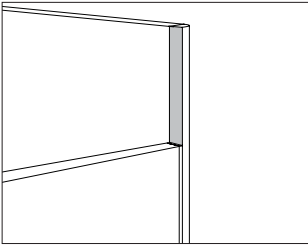
Product Information
Description
This cover finishes the exposed end of a panel that joins panels of unequal heights. It is 32" long but can be field cut to the appropriate length.
Notes
For Action Office® Series 1 and Series 2 applications, the maximum change of height is 28".
Dimensions



Specification Information		
Step 1.		
AO272.		\$53
Step 2. Surface Finish		
UBK	ultra black (CP)	+\$0
8Q	folkstone grey (CP)	+\$0
HF	inner tone light	+\$0
LT	light tone	+\$0
LU	soft white	+\$0
MT	medium tone	+\$0
SG	slate grey <input type="checkbox"/> A	+\$0
WL	warm stone (CP)	+\$0
WN	warm grey neutral	+\$0

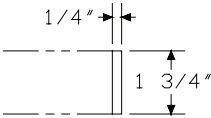
Finished End, Change of Height,  
Panel/Connector

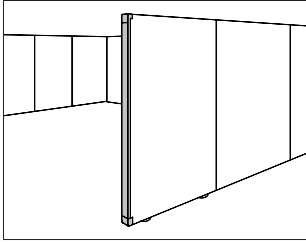
AO259.



Product Information
Description
This cover finishes the exposed end of a connector that joins panels of unequal heights.
Notes
For Action Office® Series 1 and Series 2 applications, the maximum change of height is 28".
Dimensions

Specification Information		
Step 1.		
AO259.		\$51
Step 2. Surface Finish		
UBK	ultra black (CP)	+\$0
8Q	folkstone grey (CP)	+\$0
HF	inner tone light	+\$0
LT	light tone	+\$0
LU	soft white	+\$0
MT	medium tone	+\$0
SG	slate grey <input type="text" value="A"/>	+\$0
WL	warm stone (CP)	+\$0
WN	warm grey neutral	+\$0





### Product Information

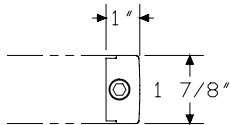
#### Description

This cover finishes the exposed end of a panel at a hinged connection and has an enameled surface.

#### Notes

To form angular connection, order panel hinge (AO270.) separately.  
When panel supports transaction surface at end of panel run, use hingeable finished end with transaction surface end support; order support (AO461.) separately.

#### Dimensions



### Specification Information

#### Step 1.

**AO258.** ☐ A

#### Step 2. Height

27	27" high	<input type="checkbox"/> A
34	34" high	<input type="checkbox"/> A
42	42" high	<input type="checkbox"/> A
48	48" high	<input type="checkbox"/> A
57	57" high	<input type="checkbox"/> A
62	62" high	<input type="checkbox"/> A
80	80" high	<input type="checkbox"/> A

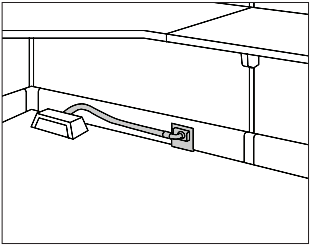
#### Prices for Steps 1-2.

<b>AO258. 27</b>	\$153
<b>34</b>	\$162
<b>42</b>	\$169
<b>48</b>	\$172
<b>57</b>	\$176
<b>62</b>	\$176
<b>80</b>	\$191

#### Step 3. Surface Finish

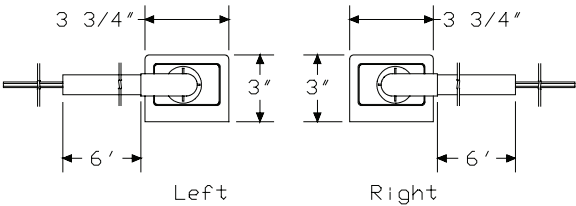
<b>UBK</b>	ultra black (CP)	+	\$0
<b>8Q</b>	folkstone grey (CP) <input type="checkbox"/> A	+	\$0
<b>HF</b>	inner tone light <input type="checkbox"/> A	+	\$0
<b>LT</b>	light tone <input type="checkbox"/> A	+	\$0
<b>LU</b>	soft white <input type="checkbox"/> A	+	\$0
<b>MT</b>	medium tone <input type="checkbox"/> A	+	\$0
<b>WL</b>	warm stone (CP) <input type="checkbox"/> A	+	\$0
<b>WN</b>	warm grey neutral <input type="checkbox"/> A	+	\$0

Base Power Entry, Direct Connect, 3      AO322.  
Circuit



Product Information
<b>Description</b> This power entry connects a building's electrical supply from a wall, floor, or column to the base of a powered panel. It distributes up to 3 20-amp circuits and includes a 6' cable, which can be field cut to the appropriate length. The power entry plugs directly into the base's electrical harness and uses the same connection point as receptacles. It is UL listed and CSA certified.
<b>Notes</b> Licensed electrician must wire power entry.
<b>Dimensions</b>

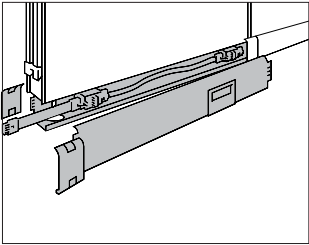
Specification Information		
Step 1.		
AO322.		
Step 2. Position		
L	left	
R	right	
Prices for Steps 1-2.		
AO322. L		\$276
R		\$276
Step 3. Surface Finish		
UBK	ultra black (CP)	+\$0
MT	medium tone	+\$0



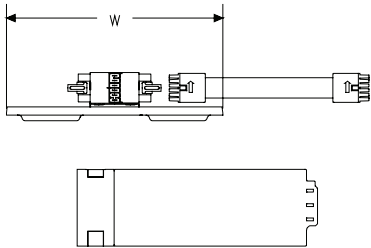


Panel Base Power Kit, 3 Circuit

AO355.



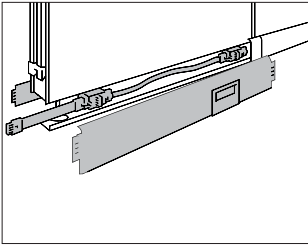
Product Information
Description
This kit converts a nonpowered panel to a powered panel and distributes up to 3 20-amp circuits. It includes 2 cable management side covers, a cable connector, and an electrical harness with base plate assembly. The kit is UL listed and CSA certified.
12"- and 18"-wide kits include no receptacle fillers; 24"- and 30"-wide kits include 1 receptacle filler per side; and 36"- to 60"-wide kits include 2 receptacle fillers per side.
Notes
Specify kit width to match panel width.
Kit must be field installed.
Dimensions



Specification Information
Step 1.
AO355.
Step 2. Width
1212" wide
1818" wide <span>A</span>
2424" wide
3030" wide
3636" wide
4242" wide
4848" wide
6060" wide
Prices for Steps 1-2.
AO355. 12\$327
18\$327
24\$327
30\$327
36\$327
42\$327
48\$327
60\$327
Step 3. Surface Finish
UBK ultra black (CP)+\$0
MT medium tone+\$0

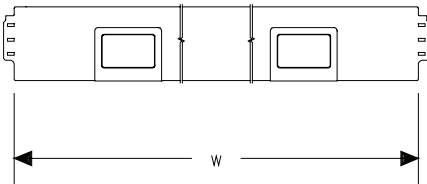
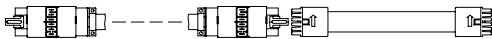
Panel Base Power Adapter, 3 Circuit

AO356.

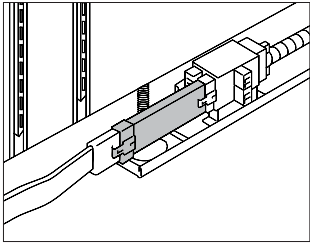


Action Office® Series 1 Walls

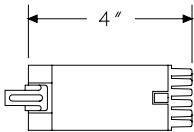
Product Information
Description
This power adapter converts a panel equipped with an enclosed cable management raceway to a 3-circuit powered panel. It includes an electrical harness and a cable connector. The power adapter is UL listed and CSA certified.
12"- and 18"-wide power adapters do not have side covers; 24"- to 60"-wide power adapters have 2 side covers. 12"- and 18"-wide power adapters include no receptacle fillers; 24"- and 30"-wide power adapters include 1 receptacle filler per side; and 36"- to 60"-wide power adapters include 2 receptacle fillers per side.
Notes
Power adapter must be field installed.
Dimensions



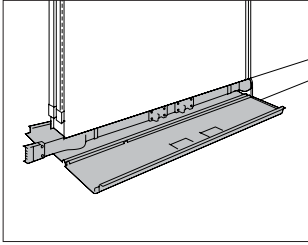
Specification Information
Step 1.
AO356. <input type="checkbox"/>
Step 2. Width
12 12" wide <input type="checkbox"/>
18 18" wide <input type="checkbox"/>
24 24" wide <input type="checkbox"/>
30 30" wide <input type="checkbox"/>
36 36" wide <input type="checkbox"/>
42 42" wide <input type="checkbox"/>
48 48" wide <input type="checkbox"/>
60 60" wide <input type="checkbox"/>
Prices for Steps 1-2.
AO356. 12 \$256
18 \$256
24 \$256
30 \$256
36 \$256
42 \$256
48 \$256
60 \$256
Step 3. Surface Finish
UBK ultra black (CP) +\$0
MT medium tone <input type="checkbox"/> +\$0



Product Information
Description
This harness extender converts a 2-, 3-, or 4-way 90° connector, spacer, or panel hinge with an enclosed cable management raceway to a 3-circuit powered connector. It is UL listed and CSA certified.
The 2-way harness includes 1 harness extender; the 3-way harness includes 2 harness extenders; and the 4-way harness includes 3 harness extenders.
Dimensions



Specification Information
Step 1.
AO345.
Step 2. Configuration
2      2 way
3      3 way
4      4 way
Prices for Steps 1-2.
AO345. 2      \$49
3      \$83
4      \$121

**Product Information****Description**

This kit provides 4-circuit energy capability and expanded cable management capacity to an Action Office Series 1 UL-listed panel. It includes cable management side covers, a base plate, a base weldment, and adjustable glides. The kit is UL listed and CSA certified.

The powered kit has an electrical harness that distributes up to 4 20-amp circuits and provides receptacle access on both sides of the panel. 12"-wide kits have no receptacle or communication port locations.

**Notes**

Converted Action Office Series 1 panel is compatible with Series 2 panel and connector.

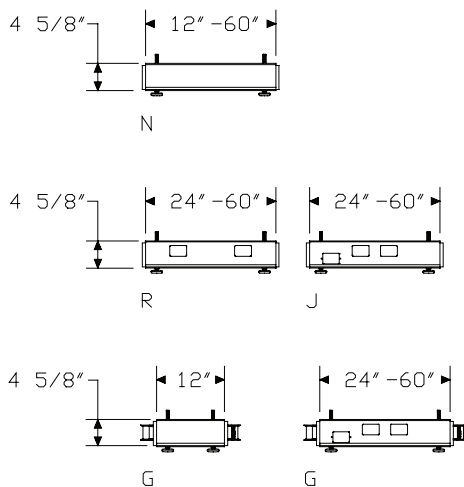
Series 1 glazed, open, door, and curved panels cannot be converted.

Series 1 panel hinge and panel support leg cannot be used on panel with converted base.

To convert Series 1 panel connector or finished end, order appropriate kit separately:

- Connector conversion base kit (A1920., A1921.)
- Finished end conversion base kit (A1924.)

Existing Series 1 panel glide holes can be plugged using field supplied 1/2"-diameter wood dowel and wood glue.

**Dimensions****Specification Information****Step 1.****A1910.****Step 2. Width**

12	12" wide
24	24" wide
30	30" wide
36	36" wide
42	42" wide
48	48" wide
60	60" wide

**Step 3. Power****For 12" wide (12)**

N	(N) nonpowered with no receptacle locations
G	(G) 4-circuit power with 2 receptacle and 1 communication port locations per side

**For 24" wide (24), 30" wide (30), 36" wide (36), 42" wide (42), 48" wide (48), or 60" wide (60)**

N	(N) nonpowered with no receptacle locations
R	(R) nonpowered with receptacle locations (meets Chicago electrical code requirements)
J	(J) nonpowered with 2 receptacle and 1 communication port locations per side
G	(G) 4-circuit power with 2 receptacle and 1 communication port locations per side

**Prices for Steps 1-3.**

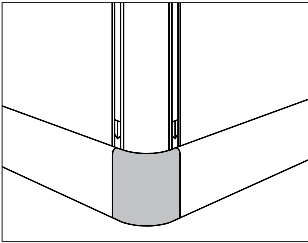
		N	R	J	G
A1910.	12	\$159	—	—	425
	24	\$196	182	208	468
	30	\$212	193	218	482
	36	\$218	200	231	496
	42	\$237	219	251	507
	48	\$256	239	267	521
	60	\$351	325	360	607

## Panel Conversion Base Kit *continued*

Step 4. Cable Management Finish		
<b>UBK</b>	ultra black (CP)	+\$0
<b>8Q</b>	folkstone grey (CP)	+\$0
<b>HF</b>	inner tone light	+\$0
<b>LU</b>	soft white	+\$0
<b>MT</b>	medium tone	+\$0
<b>SG</b>	slate grey	+\$0
<b>WL</b>	warm stone (CP)	+\$0
<b>WN</b>	warm grey neutral	+\$0

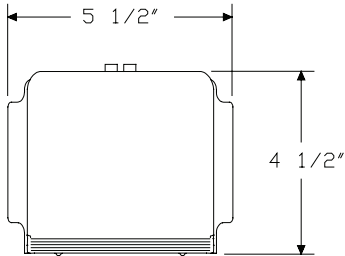
Connector Conversion Base Kit

A1920.  
A1921.



Action Office® Series 1 Walls

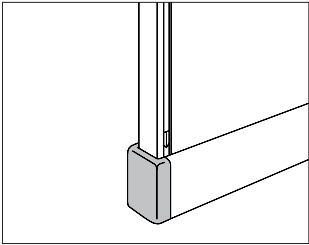
Product Information
Description
This kit attaches to an Action Office Series 1 connector to provide an enclosed cable management raceway between 2 converted Series 1 panels. The 90° kits include a support post assembly and connecting hardware to match the specified connector. 2- and 3-way 90° kits include trim covers.
Notes
Converted Action Office Series 1 connector is compatible with Series 2 panels.
For 90° applications specifying the cable/energy barrier panel conversion base kit (A1910.L), order connector cable/energy barrier (A1381.) separately.
Dimensions



Specification Information
Step 1.
A192
Step 2. Configuration
0. 2-way 90° connector
1. 3-way 90° connector
Prices for Steps 1-2.
A1920. \$62
A1921. \$63
Step 3. Cable Management Finish
For 2-way 90° connector (0.) or 3-way 90° connector (1.)
UBK ultra black (CP) +\$0
8Q folkstone grey (CP) +\$0
HF inner tone light +\$0
LU soft white +\$0
MT medium tone +\$0
SG slate grey +\$0
WL warm stone (CP) +\$0
WN warm grey neutral +\$0

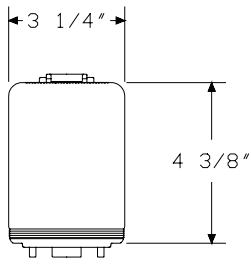
Finished End Conversion Base Kit

A1924.

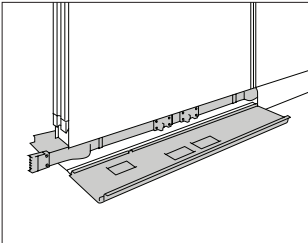


Product Information
Description
This end cap finishes the end panel in a run of converted Action Office Series 1 panels.
Notes
Converted Action Office Series 1 finished end is compatible with Series 2 panel.
Dimensions

Specification Information		
Step 1.		
A1924.		\$51
Step 2. Cable Management Finish		
UBK	ultra black (CP)	+\$0
8Q	folkstone grey (CP)	+\$0
HF	inner tone light	+\$0
LU	soft white	+\$0
MT	medium tone	+\$0
SG	slate grey	+\$0
WL	warm stone (CP)	+\$0
WN	warm grey neutral	+\$0



3-3-2 Power Retrofit Kit, 3 CircuitNP398.



Action Office® Series 1 Walls

Product Information

Description

This kit can be installed in existing Action Office® Series 2 traditional base panels. The product consists of replacement side covers, an attachment bracket with hardware and a 3-circuit power unit.

Specification Information

Step 1.

NP398. A

Step 2. Width

24	24" wide	<span>A</span>
30	30" wide	<span>A</span>
36	36" wide	<span>A</span>
42	42" wide	<span>A</span>
48	48" wide	<span>A</span>
60	60" wide	<span>A</span>

Prices for Steps 1-2.

NP398.	24	\$445
	30	\$458
	36	\$466
	42	\$479
	48	\$491
	60	\$574

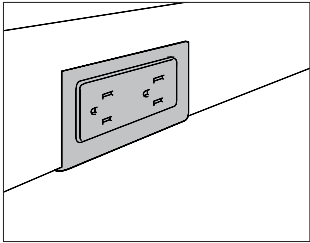
Step 3. Cable Management Finish

MT	medium tone	<span>A</span>	+\$0
----	-------------	----------------	------

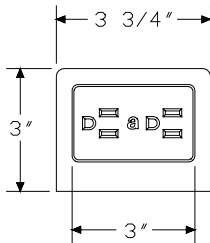


Receptacle, 3 Circuit

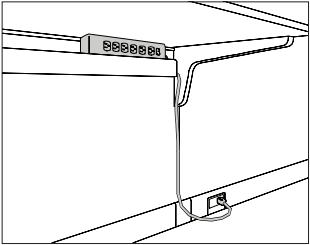
AO311.



Product Information
Description
This receptacle locks into the base of a powered panel. It is UL listed and CSA certified. Package contains 6 receptacles.
Notes
For information on types of receptacles and their applications, see Action Office Series 1 Planning Guide.
Dimensions



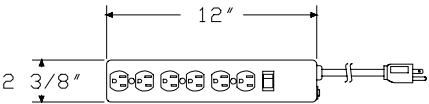
Specification Information
Step 1.
AO311. <input type="checkbox"/> A
Step 2. Circuit
A circuit a <input type="checkbox"/> A
B circuit b <input type="checkbox"/> A
Prices for Steps 1-2.
AO311. A \$347
B \$347
Step 3. Surface Finish
UBK ultra black (CP) +\$0
MT medium tone <input type="checkbox"/> A +\$0



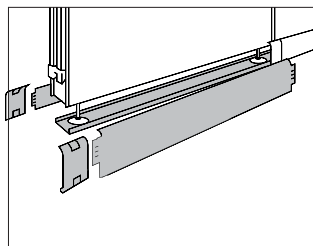
Action Office® Series 1 Walls

Product Information
Description
This electrical distributor provides additional receptacles at work surface height and has 6 standard, 3-prong receptacles with a 15-amp circuit breaker. Cord length is 9'. It is UL listed and CSA certified. Finish is black umber.
Dimensions

Specification Information
Step 1.
NP289
\$170



AO380.



### Description

## Notes

Number of receptacle locations for Chicago assembly (R option only) are as follows:

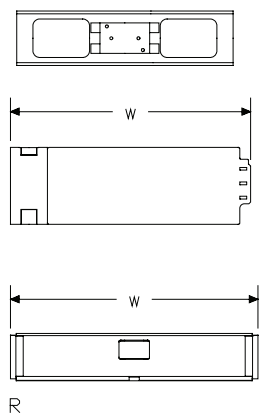
24"—0

30"—1

36" to 60"—2

Chicago assembly (R option) is not available in 12" or 18" widths.

### Dimensions



**Step 1.**

**AO380.**

### Step 2. Width

12	12" wide	
18	18" wide	A
24	24" wide	
30	30" wide	
36	36" wide	
42	42" wide	
48	48" wide	
60	60" wide	

### Step 3. Base Type

*For standard cable management assembly (\*), skip this step.*

*For 12" wide (12) or 18" wide (18), skip this step.*

For 24" wide (24), 30" wide (30), 36" wide (36), 42" wide (42), 48" wide (48),  
or 60" wide (60)

**R** (R) nonpowered (meets Chicago electrical code requirements)

### Prices for Steps 1-3.

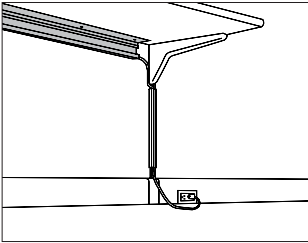
	*	R
AO380. 12	\$102	—
18	\$102	—
24	\$102	102
30	\$102	102
36	\$102	102
42	\$102	102
48	\$102	102
60	\$102	102

### Step 4. Surface Finish

<b>UBK</b>	ultra black (CP)	+\$0
<b>MT</b>	medium tone	+\$0

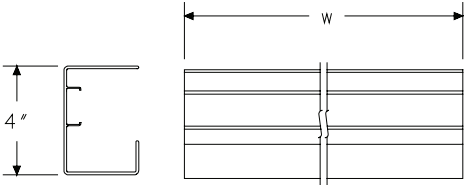
Cable Management Trough, Work Surface Suspended

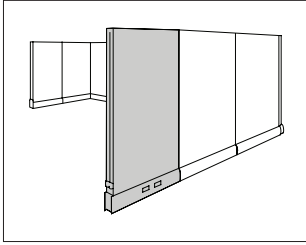
AO382.



Product Information
Description
This trough attaches under an Action Office® suspended work surface to manage cables. Attachment hardware is included.
Dimensions

Specification Information		
Step 1.		
AO382.		
Step 2. Width		
30	30" wide	
40	40" wide	
Prices for Steps 1-2.		
AO382. 30		\$123
40		\$151
Step 3. Surface Finish		
UBK	ultra black (CP)	+\$0
MT	medium tone	+\$0





### Product Information

#### Description

This structural panel has enameled surfaces, a painted top cap, cable management side covers, and adjustable glides. It is UL listed and has a Class A fire-retardant rating.

The powered panel has a factory-installed electrical harness that distributes double-sided, 4-circuit power within a cable management raceway. Electrical components are UL listed and CSA certified. 12" and 18"-wide panels have no receptacle or communication port locations.

#### Notes

To connect panels of equal or unequal heights, order 1 of the following products separately:

- 2-way 90° connector (A1220.), 3-way 90° connector (A1230.), or 4-way 90° connector (A1240.)
- Draw rod (AO215.) or change-of-height draw rod (AO219.)
- Spacer (A1260.)

For information, see Action Office Series 2 Planning Guide.

To finish exposed end of panel or connector, order 1 of the following products separately:

- Change-of-height finished end, panel/connector (AO259.)
- Finished end (A1271.)

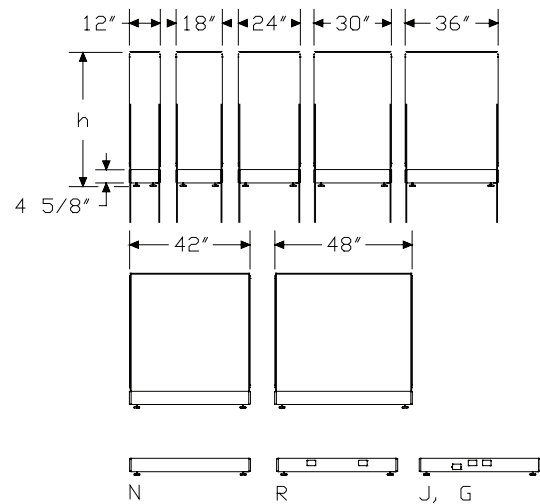
To convert nonpowered panel to powered panel, order base power adapter (A1354. or A1355.) separately.

For powered panel, order 4-circuit receptacle (A1311.) separately.

For power configuration (R), 24"-wide (24) and 30"-wide (30) panels have 1 receptacle location per side; all other power configurations have 2 receptacle locations per side.

For cable capacity information, see Cable Capacity Charts in Omni.

### Dimensions



12" And 18" Widths Available  
Only In N Or G

**Specification Information**

Step 1.

A1110. ☐ A

Step 2. Height

39	39" high	<input type="checkbox"/> A
47	47" high	<input type="checkbox"/> A
53	53" high	<input type="checkbox"/> A
62	62" high	<input type="checkbox"/> A
67	67" high	<input type="checkbox"/> A
85	85" high	<input type="checkbox"/> A

Step 3. Width

12	12" wide	<input type="checkbox"/> A
18	18" wide	<input type="checkbox"/> A
24	24" wide	<input type="checkbox"/> A
30	30" wide	<input type="checkbox"/> A
36	36" wide	<input type="checkbox"/> A
42	42" wide	<input type="checkbox"/> A
48	48" wide	<input type="checkbox"/> A

Step 4. Power

For 12" wide (12) or 18" wide (18)

N (N) nonpowered with no receptacle locations ☐ A

G (G) 4-circuit power with no receptacle locations

For 24" wide (24), 30" wide (30), 36" wide (36), 42" wide (42), or 48" wide (48)

N (N) nonpowered with no receptacle locations ☐ A

R (R) nonpowered with receptacle locations (meets Chicago electrical code requirements) ☐ A

J (J) nonpowered with 2 receptacle and 1 communication port locations per side ☐ A

G (G) 4-circuit power with 2 receptacle and 1 communication port locations per side ☐ A

Prices for Steps 1-4.

	N	R	J	G
A1110. 39 12	\$724	—	—	1047
18	\$740	—	—	1084
24	\$750	750	750	1088
30	\$814	814	814	1155
36	\$923	923	923	1263
42	\$1010	1010	1010	1346
48	\$1032	1032	1032	1364

47 12	\$745	—	—	1085
18	\$798	—	—	1130
24	\$800	800	800	1133
30	\$888	888	888	1223
36	\$1024	1024	1024	1359
42	\$1128	1128	1128	1462
48	\$1161	1161	1161	1493
53 12	\$771	—	—	1106
18	\$809	—	—	1144
24	\$812	812	812	1145
30	\$913	913	913	1246
36	\$1073	1073	1073	1413
42	\$1194	1194	1194	1535
48	\$1242	1242	1242	1582
62 12	\$779	—	—	1117
18	\$898	—	—	1234
24	\$919	919	919	1262
30	\$1032	1032	1032	1364
36	\$1190	1190	1190	1526
42	\$1327	1327	1327	1661
48	\$1364	1364	1364	1698
67 12	\$808	—	—	1142
18	\$923	—	—	1263
24	\$955	955	955	1284
30	\$1058	1058	1058	1395
36	\$1228	1228	1228	1560
42	\$1358	1358	1358	1689
48	\$1393	1393	1393	1730
85 12	\$933	—	—	1266
18	\$1073	—	—	1413
24	\$1117	1117	1117	1447
30	\$1244	1244	1244	1583
36	\$1427	1427	1427	1768
42	\$1517	1517	1517	1860
48	\$1620	1620	1620	1951

Step 5. Surface Finish

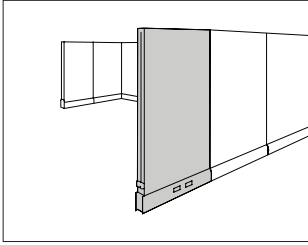
HF	inner tone light <input type="checkbox"/> A	+\$0
LT	light tone <input type="checkbox"/> A	+\$0
LU	soft white <input type="checkbox"/> A	+\$0
WN	warm grey neutral <input type="checkbox"/> A	+\$0

## Step 6. Trim/Top Cap Finish

<b>UBK</b>	ultra black (CP)	+\$0
<b>8Q</b>	folkstone grey (CP) <input type="checkbox"/>	+\$0
<b>HF</b>	inner tone light <input type="checkbox"/>	+\$0
<b>LT</b>	light tone <input type="checkbox"/>	+\$0
<b>LU</b>	soft white <input type="checkbox"/>	+\$0
<b>MT</b>	medium tone <input type="checkbox"/>	+\$0
<b>SG</b>	slate grey <input type="checkbox"/>	+\$0
<b>WL</b>	warm stone (CP) <input type="checkbox"/>	+\$0
<b>WN</b>	warm grey neutral <input type="checkbox"/>	+\$0

## Step 7. Cable Management Finish

<b>UBK</b>	ultra black (CP)	+\$0
<b>8Q</b>	folkstone grey (CP) <input type="checkbox"/>	+\$0
<b>HF</b>	inner tone light <input type="checkbox"/>	+\$0
<b>LU</b>	soft white <input type="checkbox"/>	+\$0
<b>MT</b>	medium tone <input type="checkbox"/>	+\$0
<b>SG</b>	slate grey <input type="checkbox"/>	+\$0
<b>WL</b>	warm stone (CP) <input type="checkbox"/>	+\$0
<b>WN</b>	warm grey neutral <input type="checkbox"/>	+\$0



### Product Information

#### Description

This structural panel has fabric surfaces, a painted top cap, cable management side covers, and adjustable glides. It is UL listed and has a Class A fire-retardant rating.

The powered panel has a factory-installed electrical harness that distributes double-sided, 4-circuit power within a cable management raceway. Electrical components are UL listed and CSA certified. 12"- and 18"-wide panels have no receptacle or communication port locations.

#### Notes

To connect panels of equal or unequal heights, order 1 of the following products separately:

- 2-way 90° connector (A1220.), 3-way 90° connector (A1230.), or 4-way 90° connector (A1240.)
- Draw rod (AO215.) or change-of-height draw rod (AO219.)
- Spacer (A1260.)

For information, see Action Office Series 2 Planning Guide.

To finish exposed end of panel or connector, order 1 of the following products separately:

- Change-of-height finished end, panel/connector (AO259.)
- Finished end (A1271.)

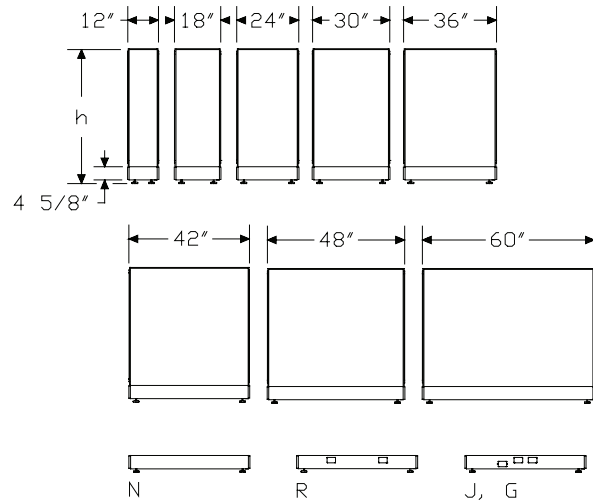
To convert nonpowered panel to powered panel, order base power adapter (A1354. or A1355.) separately.

For powered panel, order 4-circuit receptacle (A1311.) separately.

For power configuration (R), 24"-wide (24) and 30"-wide (30) panels have 1 receptacle location per side; all other power configurations have 2 receptacle locations per side.

For cable capacity information, see Cable Capacity Charts in Omni.

### Dimensions



12" And 18" Widths Available  
Only In N Or G



# Fabric-Covered Panel *continued*

## Specification Information

### Step 1.

A1120.

### Step 2. Height

32	32" high
39	39" high
47	47" high
53	53" high
62	62" high
67	67" high
85	85" high

### Step 3. Width

12	12" wide
18	18" wide
24	24" wide
30	30" wide
36	36" wide
42	42" wide
48	48" wide
60	60" wide

### Step 4. Power

For 12" wide (12) or 18" wide (18)

N	(N) nonpowered with no receptacle locations
G	(G) 4-circuit power with no receptacle locations

For 24" wide (24), 30" wide (30), 36" wide (36), 42" wide (42), 48" wide (48), or 60" wide (60)

N	(N) nonpowered with no receptacle locations
R	(R) nonpowered with receptacle locations (meets Chicago electrical code requirements)
J	(J) nonpowered with 2 receptacle and 1 communication port locations per side
G	(G) 4-circuit power with 2 receptacle and 1 communication port locations per side

## Prices for Steps 1-4.

		N	R	J	G
A1120.	32 12	\$600	—	—	865
	18	\$635	—	—	902
	24	\$645	645	645	907
	30	\$701	701	701	971
	36	\$791	791	791	1058
	42	\$834	834	834	1101
	48	\$874	874	874	1147
	60	\$1086	1086	1086	1354
	39 12	\$620	—	—	891
	18	\$662	—	—	929
	24	\$669	669	669	933
	30	\$731	731	731	998
	36	\$828	828	828	1089
	42	\$868	868	868	1133
	48	\$915	915	915	1179
	60	\$1127	1127	1127	1396
	47 12	\$661	—	—	928
	18	\$698	—	—	959
	24	\$705	705	705	973
	30	\$790	790	790	1055
	36	\$902	902	902	1170
	42	\$999	999	999	1265
	48	\$1033	1033	1033	1294
	60	\$1268	1268	1268	1529
	53 12	\$674	—	—	941
	18	\$720	—	—	982
	24	\$724	724	724	990
	30	\$822	822	822	1086
	36	\$957	957	957	1226
	42	\$1036	1036	1036	1301
	48	\$1101	1101	1101	1365
	60	\$1355	1355	1355	1619
	62 12	\$700	—	—	964
	18	\$802	—	—	1069
	24	\$828	828	828	1089
	30	\$928	928	928	1191
	36	\$1075	1075	1075	1338
	42	\$1147	1147	1147	1410
	48	\$1226	1226	1226	1491
	60	\$1515	1515	1515	1780

Action Office® Series 2 Walls

67	12	\$721	—	—	983
18		\$819	—	—	1085
24		\$838	838	838	1105
30		\$941	941	941	1208
36		\$1088	1088	1088	1355
42		\$1161	1161	1161	1422
48		\$1234	1234	1234	1499
60		\$1523	1523	1523	1788
85	12	\$822	—	—	1086
18		\$953	—	—	1223
24		\$991	991	991	1256
30		\$1099	1099	1099	1364
36		\$1269	1269	1269	1533
42		\$1353	1353	1353	1613
48		\$1433	1433	1433	1703
60		\$1770	1770	1770	2034

## Step 5. Trim/Top Cap Finish

UBK	ultra black (CP)	+\$0
8Q	folkstone grey (CP)	+\$0
HF	inner tone light	+\$0
LT	light tone	+\$0
LU	soft white	+\$0
MT	medium tone	+\$0
SG	slate grey	+\$0
WL	warm stone (CP)	+\$0
WN	warm grey neutral	+\$0

## Step 6. Cable Management Finish

UBK	ultra black (CP)	+\$0
8Q	folkstone grey (CP)	+\$0
HF	inner tone light	+\$0
LU	soft white	+\$0
MT	medium tone	+\$0
SG	slate grey	+\$0
WL	warm stone (CP)	+\$0
WN	warm grey neutral	+\$0

## Step 7. Surface Finish Side 1

See application chart and textiles list for fabric usage and numbers. First 2 digits of number indicate fabric line; remaining digit(s) indicate fabric color.

For 32" high (32) with 12" wide (12), 18" wide (18), 24" wide (24), 30" wide (30), 36" wide (36), or 42" wide (42), or 48" wide (48)

Price Category 1	+\$0
Price Category 2	+\$12
Price Category 3	+\$29
Price Category 5	+\$154
Price Category D	+\$122

For 39" high (39) with 12" wide (12), 18" wide (18), 24" wide (24), 30" wide (30), 36" wide (36), or 42" wide (42), or 48" wide (48)

Price Category 1	+\$0
Price Category 2	+\$13
Price Category 3	+\$30
Price Category 5	+\$157
Price Category D	+\$144

For 47" high (47) with 12" wide (12), 18" wide (18), 24" wide (24), 30" wide (30), 36" wide (36), or 42" wide (42), or 48" wide (48)

Price Category 1	+\$0
Price Category 2	+\$18
Price Category 3	+\$42
Price Category 5	+\$181
Price Category D	+\$161

For 53" high (53) with 12" wide (12), 18" wide (18), 24" wide (24), 30" wide (30), 36" wide (36), or 42" wide (42), or 48" wide (48)

Price Category 1	+\$0
Price Category 2	+\$19
Price Category 3	+\$47
Price Category 5	+\$222
Price Category D	+\$198

For 62" high (62) with 12" wide (12), 18" wide (18), 24" wide (24), 30" wide (30), 36" wide (36), or 42" wide (42), or 48" wide (48)

Price Category 1	+\$0
Price Category 2	+\$20
Price Category 3	+\$48
Price Category 5	+\$253
Price Category D	+\$224

## Fabric-Covered Panel *continued*

<i>For 67" high (67) with 12" wide (12), 18" wide (18), 24" wide (24), 30" wide (30), 36" wide (36), or 42" wide (42), or 48" wide (48)</i>	
Price Category 1	+\$0
Price Category 2	+\$22
Price Category 3	+\$55
Price Category 5	+\$293
Price Category D	+\$244
<i>For 85" high (85) with 12" wide (12), 18" wide (18), 24" wide (24), 30" wide (30), 36" wide (36), or 42" wide (42), or 48" wide (48)</i>	
Price Category 1	+\$0
Price Category 2	+\$23
Price Category 3	+\$59
Price Category 5	+\$317
Price Category D	+\$281
<i>For 32" high (32) with 60" wide (60)</i>	
Price Category 1	+\$0
Price Category 2	+\$12
Price Category 3	+\$29
Price Category D	+\$122
<i>For 39" high (39) with 60" wide (60)</i>	
Price Category 1	+\$0
Price Category 2	+\$13
Price Category 3	+\$30
Price Category D	+\$144
Price Category E	+\$181
<i>For 47" high (47) with 60" wide (60)</i>	
Price Category 1	+\$0
Price Category 2	+\$18
Price Category 3	+\$42
Price Category D	+\$161
<i>For 53" high (53) with 60" wide (60)</i>	
Price Category 1	+\$0
Price Category 2	+\$19
Price Category 3	+\$47
Price Category D	+\$198
<i>For 62" high (62) with 60" wide (60)</i>	
Price Category 1	+\$0
Price Category 2	+\$20
Price Category 3	+\$48
Price Category D	+\$224

<i>For 67" high (67) with 60" wide (60)</i>	
Price Category 1	+\$0
Price Category 2	+\$22
Price Category 3	+\$55
Price Category D	+\$244

<i>For 85" high (85) with 60" wide (60)</i>	
Price Category 1	+\$0
Price Category 2	+\$23
Price Category 3	+\$59
Price Category D	+\$281

### Step 8. Surface Finish Side 2

*See application chart and textiles list for fabric usage and numbers. First 2 digits of number indicate fabric line; remaining digit(s) indicate fabric color.*

<i>For 32" high (32) with 12" wide (12), 18" wide (18), 24" wide (24), 30" wide (30), 36" wide (36), or 42" wide (42), or 48" wide (48)</i>	
Price Category 1	+\$0
Price Category 2	+\$12
Price Category 3	+\$29
Price Category 5	+\$154
Price Category D	+\$122

<i>For 39" high (39) with 12" wide (12), 18" wide (18), 24" wide (24), 30" wide (30), 36" wide (36), or 42" wide (42), or 48" wide (48)</i>	
Price Category 1	+\$0
Price Category 2	+\$13
Price Category 3	+\$30
Price Category 5	+\$157
Price Category D	+\$144

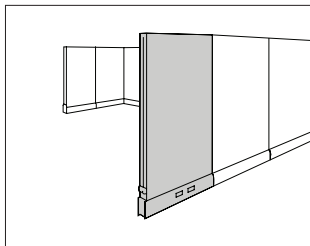
<i>For 47" high (47) with 12" wide (12), 18" wide (18), 24" wide (24), 30" wide (30), 36" wide (36), or 42" wide (42), or 48" wide (48)</i>	
Price Category 1	+\$0
Price Category 2	+\$18
Price Category 3	+\$42
Price Category 5	+\$181
Price Category D	+\$161

## Fabric-Covered Panel *continued*

Action Office® Series 2 Walls

<i>For 53" high (53) with 12" wide (12), 18" wide (18), 24" wide (24), 30" wide (30), 36" wide (36), or 42" wide (42), or 48" wide (48)</i>	
Price Category 1	+\$0
Price Category 2	+\$19
Price Category 3	+\$47
Price Category 5	+\$222
Price Category D	+\$198
<i>For 62" high (62) with 12" wide (12), 18" wide (18), 24" wide (24), 30" wide (30), 36" wide (36), or 42" wide (42), or 48" wide (48)</i>	
Price Category 1	+\$0
Price Category 2	+\$20
Price Category 3	+\$48
Price Category 5	+\$253
Price Category D	+\$224
<i>For 67" high (67) with 12" wide (12), 18" wide (18), 24" wide (24), 30" wide (30), 36" wide (36), or 42" wide (42), or 48" wide (48)</i>	
Price Category 1	+\$0
Price Category 2	+\$22
Price Category 3	+\$55
Price Category 5	+\$293
Price Category D	+\$244
<i>For 85" high (85) with 12" wide (12), 18" wide (18), 24" wide (24), 30" wide (30), 36" wide (36), or 42" wide (42), or 48" wide (48)</i>	
Price Category 1	+\$0
Price Category 2	+\$23
Price Category 3	+\$59
Price Category 5	+\$317
Price Category D	+\$281
<i>For 32" high (32) with 60" wide (60)</i>	
Price Category 1	+\$0
Price Category 2	+\$12
Price Category 3	+\$29
Price Category D	+\$122
<i>For 39" high (39) with 60" wide (60)</i>	
Price Category 1	+\$0
Price Category 2	+\$13
Price Category 3	+\$30
Price Category D	+\$144
Price Category E	+\$181

<i>For 47" high (47) with 60" wide (60)</i>	
Price Category 1	+\$0
Price Category 2	+\$18
Price Category 3	+\$42
Price Category D	+\$161
<i>For 53" high (53) with 60" wide (60)</i>	
Price Category 1	+\$0
Price Category 2	+\$19
Price Category 3	+\$47
Price Category D	+\$198
<i>For 62" high (62) with 60" wide (60)</i>	
Price Category 1	+\$0
Price Category 2	+\$20
Price Category 3	+\$48
Price Category D	+\$224
<i>For 67" high (67) with 60" wide (60)</i>	
Price Category 1	+\$0
Price Category 2	+\$22
Price Category 3	+\$55
Price Category D	+\$244
<i>For 85" high (85) with 60" wide (60)</i>	
Price Category 1	+\$0
Price Category 2	+\$23
Price Category 3	+\$59
Price Category D	+\$281



### Product Information

#### Description

This structural sound-barrier panel has fabric surfaces, a painted top cap, cable management side covers, and adjustable glides. Panel is UL listed.

The panel has a Class A fire-retardant rating.

The powered panel has a factory-installed electrical harness that distributes double-sided, 4-circuit power within a cable management raceway. Electrical components are UL listed and CSA certified.

#### Notes

To connect panels of equal or unequal heights, order 1 of the following products separately:

- 2-way 90° connector (A1220.), 3-way 90° connector (A1230.), or 4-way 90° connector (A1240.)
- Draw rod (AO215.) or change-of-height draw rod (AO219.)
- Spacer (A1260.)

For information, see Action Office Series 2 Planning Guide.

To finish exposed end of panel or connector, order 1 of the following products separately:

- Change-of-height finished end, panel/connector (AO259.)
- Finished end (A1271.)

To convert nonpowered panel to powered panel, order base power adapter (A1354. or A1355.) separately.

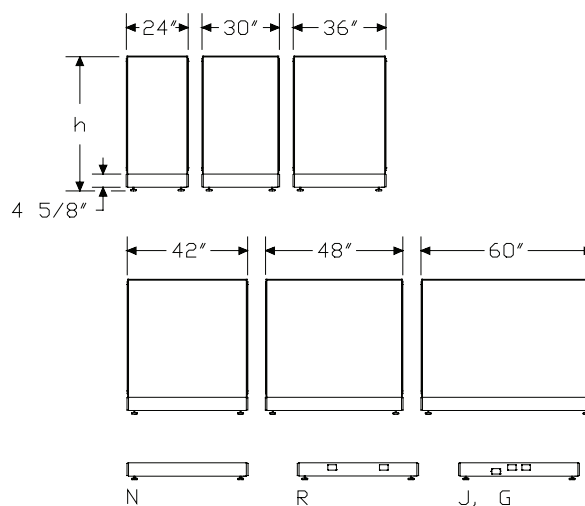
For powered panel, order 4-circuit receptacle (A1311.) separately.

For power configuration (R), 24"-wide (24) and 30"-wide (30) panels have 1 receptacle location per side; all other power configurations have 2 receptacle locations per side.

For cable capacity information, see Cable Capacity Charts in Omni.

For applications requiring heavy component loading on panel, a component brace (A3910.) is recommended; order separately. For appropriate applications, contact local Herman Miller representative.

### Dimensions



# Tackable Acoustical-Barrier Panel

continued

Action Office® Series 2 Walls

## Specification Information

Step 1.

A1125.

Step 2. Height

39	39" high
47	47" high
53	53" high
62	62" high
67	67" high
85	85" high

Step 3. Width

24	24" wide
30	30" wide
36	36" wide
42	42" wide
48	48" wide
60	60" wide

Step 4. Power

For 24" wide (24), 30" wide (30), 36" wide (36), 42" wide (42), 48" wide (48), or 60" wide (60)

N	(N) nonpowered with no receptacle locations
R	(R) nonpowered with receptacle locations (meets Chicago electrical code requirements)
J	(J) nonpowered with 2 receptacle and 1 communication port locations per side
G	(G) 4-circuit power with 2 receptacle and 1 communication port locations per side

Prices for Steps 1-4.

		N	R	J	G
A1125.	39 24	\$898	898	898	1175
	30	\$982	982	982	1263
	36	\$1060	1060	1060	1340
	42	\$1084	1084	1084	1358
	48	\$1121	1121	1121	1396
	60	\$1358	1358	1358	1641
	47 24	\$951	951	951	1228
	30	\$1066	1066	1066	1343
	36	\$1160	1160	1160	1434
	42	\$1239	1239	1239	1522
	48	\$1262	1262	1262	1539
	60	\$1526	1526	1526	1805

53 24	\$1021	1021	1021	1299
30	\$1109	1109	1109	1390
36	\$1236	1236	1236	1514
42	\$1295	1295	1295	1575
48	\$1370	1370	1370	1651
60	\$1674	1674	1674	1950
62 24	\$1026	1026	1026	1304
30	\$1119	1119	1119	1395
36	\$1256	1256	1256	1535
42	\$1310	1310	1310	1594
48	\$1388	1388	1388	1665
60	\$1683	1683	1683	1964
67 24	\$1066	1066	1066	1343
30	\$1151	1151	1151	1430
36	\$1289	1289	1289	1566
42	\$1344	1344	1344	1624
48	\$1422	1422	1422	1705
60	\$1711	1711	1711	1990
85 24	\$1225	1225	1225	1504
30	\$1325	1325	1325	1602
36	\$1495	1495	1495	1775
42	\$1571	1571	1571	1851
48	\$1674	1674	1674	1950
60	\$2050	2050	2050	2328

Step 5. Trim/Top Cap Finish

UBK	ultra black (CP)	+\$0
8Q	folkstone grey (CP)	+\$0
HF	inner tone light	+\$0
LT	light tone	+\$0
LU	soft white	+\$0
MT	medium tone	+\$0
SG	slate grey	+\$0
WL	warm stone (CP)	+\$0
WN	warm grey neutral	+\$0

Step 6. Cable Management Finish

UBK	ultra black (CP)	+\$0
8Q	folkstone grey (CP)	+\$0
HF	inner tone light	+\$0
LU	soft white	+\$0
MT	medium tone	+\$0
SG	slate grey	+\$0
WL	warm stone (CP)	+\$0
WN	warm grey neutral	+\$0

# Tackable Acoustical-Barrier Panel

continued

## Step 7. Surface Finish Side 1

See application chart and textiles list for fabric usage and numbers. First 2 digits of number indicate fabric line; remaining digit(s) indicate fabric color.

For 39" high (39) with 24" wide (24), 30" wide (30), 36" wide (36), or 42" wide (42), or 48" wide (48)

Price Category 1	+\$0
Price Category 2	+\$13
Price Category 3	+\$30
Price Category 5	+\$157
Price Category D	+\$144

For 47" high (47) with 24" wide (24), 30" wide (30), 36" wide (36), or 42" wide (42), or 48" wide (48)

Price Category 1	+\$0
Price Category 2	+\$18
Price Category 3	+\$42
Price Category 5	+\$181
Price Category D	+\$161

For 53" high (53) with 24" wide (24), 30" wide (30), 36" wide (36), or 42" wide (42), or 48" wide (48)

Price Category 1	+\$0
Price Category 2	+\$19
Price Category 3	+\$47
Price Category 5	+\$222
Price Category D	+\$198

For 62" high (62) with 24" wide (24), 30" wide (30), 36" wide (36), or 42" wide (42), or 48" wide (48)

Price Category 1	+\$0
Price Category 2	+\$20
Price Category 3	+\$48
Price Category 5	+\$253
Price Category D	+\$224

For 67" high (67) with 24" wide (24), 30" wide (30), 36" wide (36), or 42" wide (42), or 48" wide (48)

Price Category 1	+\$0
Price Category 2	+\$22
Price Category 3	+\$55
Price Category 5	+\$293
Price Category D	+\$244

For 85" high (85) with 24" wide (24), 30" wide (30), 36" wide (36), or 42" wide (42), or 48" wide (48)

Price Category 1	+\$0
Price Category 2	+\$23
Price Category 3	+\$59
Price Category 5	+\$317
Price Category D	+\$281

For 39" high (39) with 60" wide (60)

Price Category 1	+\$0
Price Category 2	+\$13
Price Category 3	+\$30
Price Category D	+\$144

For 47" high (47) with 60" wide (60)

Price Category 1	+\$0
Price Category 2	+\$18
Price Category 3	+\$42
Price Category D	+\$161
Price Category E	+\$202

For 53" high (53) with 60" wide (60)

Price Category 1	+\$0
Price Category 2	+\$19
Price Category 3	+\$47
Price Category D	+\$198

For 62" high (62) with 60" wide (60)

Price Category 1	+\$0
Price Category 2	+\$20
Price Category 3	+\$48
Price Category D	+\$224

For 67" high (67) with 60" wide (60)

Price Category 1	+\$0
Price Category 2	+\$22
Price Category 3	+\$55
Price Category D	+\$244

For 85" high (85) with 60" wide (60)

Price Category 1	+\$0
Price Category 2	+\$23
Price Category 3	+\$59
Price Category D	+\$281

# Tackable Acoustical-Barrier Panel

continued

Action Office® Series 2 Walls

## Step 8. Surface Finish Side 2

See application chart and textiles list for fabric usage and numbers. First 2 digits of number indicate fabric line; remaining digit(s) indicate fabric color.

For 39" high (39) with 24" wide (24), 30" wide (30), 36" wide (36), or 42" wide (42), or 48" wide (48)

Price Category 1	+\$0
Price Category 2	+\$13
Price Category 3	+\$30
Price Category 5	+\$157
Price Category D	+\$144

For 47" high (47) with 24" wide (24), 30" wide (30), 36" wide (36), or 42" wide (42), or 48" wide (48)

Price Category 1	+\$0
Price Category 2	+\$18
Price Category 3	+\$42
Price Category 5	+\$181
Price Category D	+\$161

For 53" high (53) with 24" wide (24), 30" wide (30), 36" wide (36), or 42" wide (42), or 48" wide (48)

Price Category 1	+\$0
Price Category 2	+\$19
Price Category 3	+\$47
Price Category 5	+\$222
Price Category D	+\$198

For 62" high (62) with 24" wide (24), 30" wide (30), 36" wide (36), or 42" wide (42), or 48" wide (48)

Price Category 1	+\$0
Price Category 2	+\$20
Price Category 3	+\$48
Price Category 5	+\$253
Price Category D	+\$224

For 67" high (67) with 24" wide (24), 30" wide (30), 36" wide (36), or 42" wide (42), or 48" wide (48)

Price Category 1	+\$0
Price Category 2	+\$22
Price Category 3	+\$55
Price Category 5	+\$293
Price Category D	+\$244

For 85" high (85) with 24" wide (24), 30" wide (30), 36" wide (36), or 42" wide (42), or 48" wide (48)

Price Category 1	+\$0
Price Category 2	+\$23
Price Category 3	+\$59
Price Category 5	+\$317
Price Category D	+\$281

For 39" high (39) with 60" wide (60)

Price Category 1	+\$0
Price Category 2	+\$13
Price Category 3	+\$30
Price Category D	+\$144

For 47" high (47) with 60" wide (60)

Price Category 1	+\$0
Price Category 2	+\$18
Price Category 3	+\$42
Price Category D	+\$161

For 53" high (53) with 60" wide (60)

Price Category 1	+\$0
Price Category 2	+\$19
Price Category 3	+\$47
Price Category D	+\$198
Price Category E	+\$239

For 62" high (62) with 60" wide (60)

Price Category 1	+\$0
Price Category 2	+\$20
Price Category 3	+\$48
Price Category D	+\$224

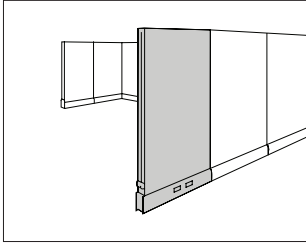
For 67" high (67) with 60" wide (60)

Price Category 1	+\$0
Price Category 2	+\$22
Price Category 3	+\$55
Price Category D	+\$244

For 85" high (85) with 60" wide (60)

Price Category 1	+\$0
Price Category 2	+\$23
Price Category 3	+\$59
Price Category D	+\$281





### Product Information

#### Description

This sound-reducing, structural panel has fabric surfaces, a painted top cap, cable management side covers, and adjustable glides. The panel is UL listed and has a Class A fire-retardant rating.

The powered panel has a factory-installed electrical harness that distributes double-sided, 4-circuit power within a cable management raceway. Electrical components are UL listed and CSA certified. 12" and 18"-wide panels have no receptacle or communication port locations.

#### Notes

To connect panels of equal or unequal heights, order 1 of the following products separately:

- 2-way 90° connector (A1220.), 3-way 90° connector (A1230.), or 4-way 90° connector (A1240.)
- Draw rod (AO215.) or change-of-height draw rod (AO219.)
- Spacer (A1260.)

For information, see Action Office Series 2 Planning Guide.

To finish exposed end of panel or connector, order 1 of the following products separately:

- Change-of-height finished end, panel/connector (AO259.)
- Change-of-height finished end, panel/panel (AO272.)
- Finished end (A1271.)

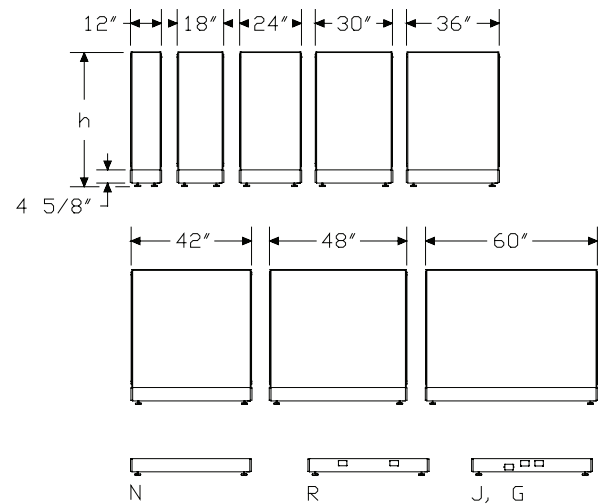
To convert nonpowered panel to powered panel, order base power adapter (A1354. or A1355.) separately.

For powered panel, order 4-circuit receptacle (A1311.) separately.

For power configuration (R), 24"-wide (24) and 30"-wide (30) panels have 1 receptacle location per side; all other power configurations have 2 receptacle locations per side.

For cable capacity information, see Cable Capacity Charts in Omni.

### Dimensions



12\" And 18\" Widths Available  
Only In N Or G

**Specification Information**

Step 1.

**A1131.**

Step 2. Height

<b>53</b>	53" high
<b>62</b>	62" high
<b>67</b>	67" high
<b>85</b>	85" high

Step 3. Width

<b>12</b>	12" wide
<b>18</b>	18" wide
<b>24</b>	24" wide
<b>30</b>	30" wide
<b>36</b>	36" wide
<b>42</b>	42" wide
<b>48</b>	48" wide
<b>60</b>	60" wide

Step 4. Power

*For 12" wide (12) or 18" wide (18)*

<b>N</b>	(N) nonpowered with no receptacle locations
<b>G</b>	(G) 4-circuit power with no receptacle locations

*For 24" wide (24), 30" wide (30), 36" wide (36), 42" wide (42), 48" wide (48), or 60" wide (60)*

<b>N</b>	(N) nonpowered with no receptacle locations
<b>R</b>	(R) nonpowered with receptacle locations (meets Chicago electrical code requirements)
<b>J</b>	(J) nonpowered with 2 receptacle and 1 communication port locations per side
<b>G</b>	(G) 4-circuit power with 2 receptacle and 1 communication port locations per side

Prices for Steps 1-4.

		<b>N</b>	<b>R</b>	<b>J</b>	<b>G</b>
<b>A1131.</b>	<b>53 12</b>	\$888	—	—	1162
	<b>18</b>	\$1002	—	—	1267
	<b>24</b>	\$1004	1004	1004	1279
	<b>30</b>	\$1091	1091	1091	1363
	<b>36</b>	\$1218	1218	1218	1487
	<b>42</b>	\$1280	1280	1280	1546
	<b>48</b>	\$1347	1347	1347	1616
	<b>60</b>	\$1648	1648	1648	1916

<b>62 12</b>	\$927	—	—	1196
<b>18</b>	\$1002	—	—	1267
<b>24</b>	\$1011	1011	1011	1284
<b>30</b>	\$1100	1100	1100	1370
<b>36</b>	\$1237	1237	1237	1504
<b>42</b>	\$1291	1291	1291	1559
<b>48</b>	\$1363	1363	1363	1629
<b>60</b>	\$1662	1662	1662	1930
<b>67 12</b>	\$950	—	—	1223
<b>18</b>	\$1037	—	—	1307
<b>24</b>	\$1048	1048	1048	1315
<b>30</b>	\$1131	1131	1131	1405
<b>36</b>	\$1265	1265	1265	1536
<b>42</b>	\$1325	1325	1325	1599
<b>48</b>	\$1404	1404	1404	1668
<b>60</b>	\$1680	1680	1680	1953
<b>85 12</b>	\$1089	—	—	1356
<b>18</b>	\$1191	—	—	1463
<b>24</b>	\$1193	1193	1193	1464
<b>30</b>	\$1301	1301	1301	1572
<b>36</b>	\$1468	1468	1468	1733
<b>42</b>	\$1546	1546	1546	1818
<b>48</b>	\$1648	1648	1648	1916
<b>60</b>	\$2015	2015	2015	2284

Step 5. Trim/Top Cap Finish

<b>UBK</b>	ultra black (CP)	+\$0
<b>8Q</b>	folkstone grey (CP)	+\$0
<b>HF</b>	inner tone light	+\$0
<b>LT</b>	light tone	+\$0
<b>LU</b>	soft white	+\$0
<b>MT</b>	medium tone	+\$0
<b>SG</b>	slate grey	+\$0
<b>WL</b>	warm stone (CP)	+\$0
<b>WN</b>	warm grey neutral	+\$0

Step 6. Cable Management Finish

<b>UBK</b>	ultra black (CP)	+\$0
<b>8Q</b>	folkstone grey (CP)	+\$0
<b>HF</b>	inner tone light	+\$0
<b>LU</b>	soft white	+\$0
<b>MT</b>	medium tone	+\$0
<b>SG</b>	slate grey	+\$0
<b>WL</b>	warm stone (CP)	+\$0
<b>WN</b>	warm grey neutral	+\$0

Step 7. Surface Finish Side 1

See application chart and textiles list for fabric usage and numbers. First 2 digits of number indicate fabric line; remaining digit(s) indicate fabric color.

For 53" high (53) with 12" wide (12), 18" wide (18), 24" wide (24), 30" wide (30), 36" wide (36), or 42" wide (42), or 48" wide (48)

Price Category 1	+\$0
Price Category 2	+\$19
Price Category 3	+\$47
Price Category 5	+\$222
Price Category D	+\$198

For 62" high (62) with 12" wide (12), 18" wide (18), 24" wide (24), 30" wide (30), 36" wide (36), or 42" wide (42), or 48" wide (48)

Price Category 1	+\$0
Price Category 2	+\$20
Price Category 3	+\$48
Price Category 5	+\$253
Price Category D	+\$224

For 67" high (67) with 12" wide (12), 18" wide (18), 24" wide (24), 30" wide (30), 36" wide (36), or 42" wide (42), or 48" wide (48)

Price Category 1	+\$0
Price Category 2	+\$22
Price Category 3	+\$55
Price Category 5	+\$293
Price Category D	+\$244

For 85" high (85) with 12" wide (12), 18" wide (18), 24" wide (24), 30" wide (30), 36" wide (36), or 42" wide (42), or 48" wide (48)

Price Category 1	+\$0
Price Category 2	+\$23
Price Category 3	+\$59
Price Category 5	+\$317
Price Category D	+\$281

For 53" high (53) with 60" wide (60)

Price Category 1	+\$0
Price Category 2	+\$19
Price Category 3	+\$47
Price Category D	+\$198

For 62" high (62) with 60" wide (60)

Price Category 1	+\$0
Price Category 2	+\$20
Price Category 3	+\$48
Price Category D	+\$224

For 67" high (67) with 60" wide (60)

Price Category 1	+\$0
Price Category 2	+\$22
Price Category 3	+\$55
Price Category D	+\$244

For 85" high (85) with 60" wide (60)

Price Category 1	+\$0
Price Category 2	+\$23
Price Category 3	+\$59
Price Category D	+\$281

Step 8. Surface Finish Side 2

See application chart and textiles list for fabric usage and numbers. First 2 digits of number indicate fabric line; remaining digit(s) indicate fabric color.

For 53" high (53) with 12" wide (12), 18" wide (18), 24" wide (24), 30" wide (30), 36" wide (36), or 42" wide (42), or 48" wide (48)

Price Category 1	+\$0
Price Category 2	+\$19
Price Category 3	+\$47
Price Category 5	+\$222
Price Category D	+\$198

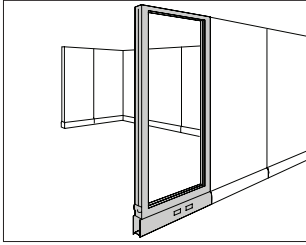
For 62" high (62) with 12" wide (12), 18" wide (18), 24" wide (24), 30" wide (30), 36" wide (36), or 42" wide (42), or 48" wide (48)

Price Category 1	+\$0
Price Category 2	+\$20
Price Category 3	+\$48
Price Category 5	+\$253
Price Category D	+\$224

For 67" high (67) with 12" wide (12), 18" wide (18), 24" wide (24), 30" wide (30), 36" wide (36), or 42" wide (42), or 48" wide (48)

Price Category 1	+\$0
Price Category 2	+\$22
Price Category 3	+\$55
Price Category 5	+\$293
Price Category D	+\$244

<i>For 85" high (85) with 12" wide (12), 18" wide (18), 24" wide (24), 30" wide (30), 36" wide (36), or 42" wide (42), or 48" wide (48)</i>	
Price Category 1	+\$0
Price Category 2	+\$23
Price Category 3	+\$59
Price Category 5	+\$317
Price Category D	+\$281
<i>For 53" high (53) with 60" wide (60)</i>	
Price Category 1	+\$0
Price Category 2	+\$19
Price Category 3	+\$47
Price Category D	+\$198
<i>For 62" high (62) with 60" wide (60)</i>	
Price Category 1	+\$0
Price Category 2	+\$20
Price Category 3	+\$48
Price Category D	+\$224
<i>For 67" high (67) with 60" wide (60)</i>	
Price Category 1	+\$0
Price Category 2	+\$22
Price Category 3	+\$55
Price Category D	+\$244
<i>For 85" high (85) with 60" wide (60)</i>	
Price Category 1	+\$0
Price Category 2	+\$23
Price Category 3	+\$59
Price Category D	+\$281



### Product Information

#### Description

This structural panel has an opening for communicating and sharing equipment. It has a painted frame and top cap, cable management side covers, and adjustable glides. The panel cannot be used as a return panel. It is UL listed and has a Class A fire-retardant rating.

The powered panel has a factory-installed electrical harness that distributes double-sided, 4-circuit power within a cable management raceway. Electrical components are UL listed and CSA certified.

#### Notes

To connect panels of equal or unequal heights, order 1 of the following products separately:

- 2-way 90° connector (A1220.), 3-way 90° connector (A1230.), or 4-way 90° connector (A1240.)
- Draw rod (AO215.) or change-of-height draw rod (AO219.)
- Spacer (A1260.)

For information, see Action Office Series 2 Planning Guide.

To finish exposed end of panel or connector, order 1 of the following products separately:

- Change-of-height finished end, panel/connector (AO259.)
- Finished end (A1271.)

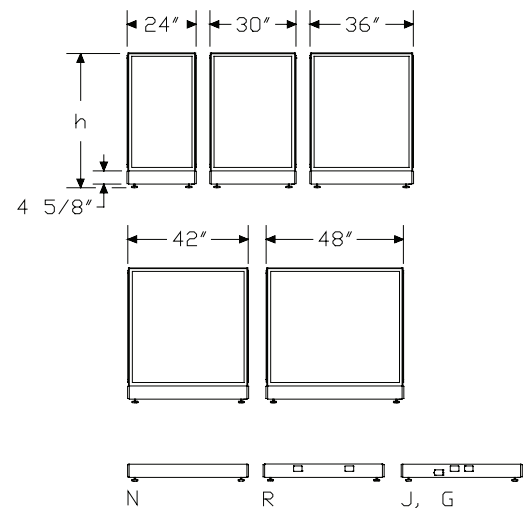
To convert nonpowered panel to powered panel, order base power adapter (A1354. or A1355.) separately.

For powered panel, order 4-circuit receptacle (A1311.) separately.

For power configuration (R), 24"-wide (24) and 30"-wide (30) panels have 1 receptacle location per side; all other power configurations have 2 receptacle locations per side.

For cable capacity information, see Cable Capacity Charts in Omni.

### Dimensions

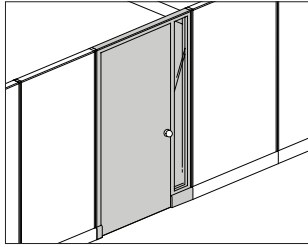


Specification Information					
Step 1.					
A1150.					
Step 2. Height					
62	62" high				
67	67" high				
85	85" high				
Step 3. Width					
24	24" wide				
30	30" wide				
36	36" wide				
42	42" wide				
48	48" wide				
Step 4. Power					
N	(N) nonpowered with no receptacle locations				
R	(R) nonpowered with receptacle locations (meets Chicago electrical code requirements)				
J	(J) nonpowered with 2 receptacle and 1 communication port locations per side				
G	(G) 4-circuit power with 2 receptacle and 1 communication port locations per side				
Prices for Steps 1-4.					
		N	R	J	G
A1150. 62	24	\$948	948	948	1289
	30	\$993	993	993	1337
	36	\$1039	1039	1039	1382
	42	\$1085	1085	1085	1426
	48	\$1117	1117	1117	1464
67	24	\$991	991	991	1332
	30	\$1035	1035	1035	1379
	36	\$1084	1084	1084	1424
	42	\$1119	1119	1119	1472
	48	\$1164	1164	1164	1506
85	24	\$1043	1043	1043	1383
	30	\$1117	1117	1117	1464
	36	\$1241	1241	1241	1583
	42	\$1299	1299	1299	1640
	48	\$1358	1358	1358	1700

Step 5. Frame Finish		
<b>UBK</b>	ultra black (CP)	+\$0
<b>8Q</b>	folkstone grey (CP)	+\$0
<b>HF</b>	inner tone light	+\$0
<b>LT</b>	light tone	+\$0
<b>LU</b>	soft white	+\$0
<b>MT</b>	medium tone	+\$0
<b>SG</b>	slate grey	+\$0
<b>WL</b>	warm stone (CP)	+\$0
<b>WN</b>	warm grey neutral	+\$0
Step 6. Trim/Top Cap Finish		
<b>UBK</b>	ultra black (CP)	+\$0
<b>8Q</b>	folkstone grey (CP)	+\$0
<b>HF</b>	inner tone light	+\$0
<b>LT</b>	light tone	+\$0
<b>LU</b>	soft white	+\$0
<b>MT</b>	medium tone	+\$0
<b>SG</b>	slate grey	+\$0
<b>WL</b>	warm stone (CP)	+\$0
<b>WN</b>	warm grey neutral	+\$0
Step 7. Cable Management Finish		
<b>UBK</b>	ultra black (CP)	+\$0
<b>8Q</b>	folkstone grey (CP)	+\$0
<b>HF</b>	inner tone light	+\$0
<b>LU</b>	soft white	+\$0
<b>MT</b>	medium tone	+\$0
<b>SG</b>	slate grey	+\$0
<b>WL</b>	warm stone (CP)	+\$0
<b>WN</b>	warm grey neutral	+\$0

# Door Panel

A1191.



## Product Information

### Description

This 85"-high, 48"-wide panel has a painted frame and top cap, an acrylic side panel insert, a laminate or veneer door, 2 cable management side covers, and adjustable glides. The door can be installed to swing left or right and to open in or out. The door cannot be keyed alike. Electrical wires and voice/data cables cannot be routed through this panel. Shipped knocked down.

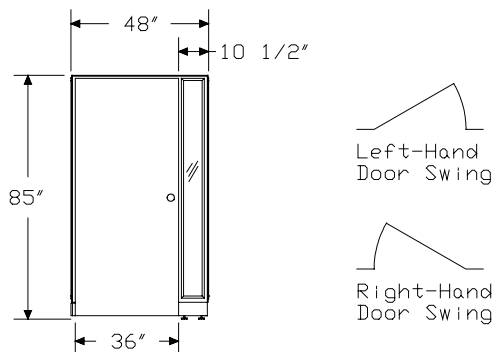
### Notes

To connect panels of equal heights, order 1 of the following products separately:

- 2-way 90° connector (A1220.), 3-way 90° connector (A1230.), or 4-way 90° connector (A1240.)
- 2-way 120° connector (A1221.) or 3-way 120° connector (A1231.)
- Draw rod (AO215.)
- Spacer (A1260.)

Lever handle conforms to guidelines of Americans with Disabilities Act (ADA).

### Dimensions



## Specification Information

### Step 1.

**A1191.8548** \$4904

### Step 2. Frame Finish

<b>UBK</b>	ultra black (CP)	+\$0
<b>8Q</b>	folkstone grey (CP)	+\$0
<b>HF</b>	inner tone light	+\$0
<b>LT</b>	light tone	+\$0
<b>LU</b>	soft white	+\$0
<b>MT</b>	medium tone	+\$0
<b>SG</b>	slate grey	+\$0
<b>WL</b>	warm stone (CP)	+\$0
<b>WN</b>	warm grey neutral	+\$0

### Step 3. Door Finish

#### Solid-Color Laminate

<b>8Q</b>	folkstone grey (CP)	+\$0
<b>HF</b>	inner tone light	+\$0
<b>LT</b>	light tone	+\$0
<b>LU</b>	soft white	+\$0
<b>WL</b>	warm stone (CP)	+\$0
<b>WN</b>	warm grey neutral	+\$0

#### Wood Veneer

<b>UL</b>	natural maple <input type="checkbox"/>	+\$1160
-----------	--	---------

### Step 4. Knob Handle

<b>NN</b>	none	+\$0
<b>KE</b>	door knob - silver	+\$89
<b>LV</b>	lever - silver	+\$444

### Step 5. Side Panel Acrylic Finish

<b>TR</b>	clear	+\$0
<b>J9</b>	opal frosted	+\$278

### Step 6. Trim/Top Cap Finish

<b>UBK</b>	ultra black (CP)	+\$0
<b>8Q</b>	folkstone grey (CP)	+\$0
<b>HF</b>	inner tone light	+\$0
<b>LT</b>	light tone	+\$0
<b>LU</b>	soft white	+\$0
<b>MT</b>	medium tone	+\$0
<b>SG</b>	slate grey	+\$0
<b>WL</b>	warm stone (CP)	+\$0
<b>WN</b>	warm grey neutral	+\$0

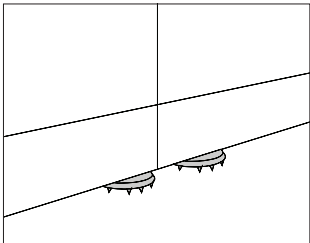
Action Office® Series 2 Walls

Step 7. Cable Management Finish		
UBK	ultra black (CP)	+\$0
8Q	folkstone grey (CP)	+\$0
HF	inner tone light	+\$0
LU	soft white	+\$0
MT	medium tone	+\$0
SG	slate grey	+\$0
WL	warm stone (CP)	+\$0
WN	warm grey neutral	+\$0



Carpet Gripper

G1190.



Product Information

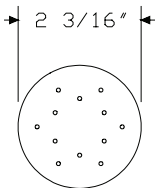
**Description**  
These molded plastic grippers fit onto the adjustable glides of frames and panels manufactured after 1998 and provide added stability on carpet. They cannot be used on hard floors. Finish is black. Package contains 25.

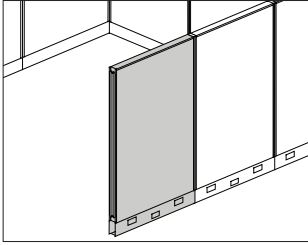
**Notes**  
For Action Office® Series 1 and Series 2 panels or Ethospace® frames manufactured before 1998, order service part number UAY00B. For Prospects® panels manufactured before 1998, order service part number UKY004.

Dimensions

Specification Information

**Step 1.**  
**G1190.01** A \$82





#### Product Information

##### Description

This structural panel has enameled surfaces, a painted top cap, cable management side covers, and adjustable glides. It is UL listed and has a Class A fire-retardant rating.

The powered panel has a factory-installed quick connect electrical harness that distributes double-sided, 4-circuit power within a cable management raceway. Electrical components are UL listed and CSA certified.

##### Notes

To connect panels of equal or unequal heights, order 1 of the following products separately:

- 2-way 90° connector (A8220.), 3-way 90° connector (A8230.), or 4-way 90° connector (A8240.)
- 2-way 120° connector (A8221.) or 3-way 120° connector (A8231.)
- Draw rod (AO215.) or change-of-height draw rod (AO219.)
- Spacer (A8260.)

For information, see Action Office Series 2 Planning Guide.

To finish exposed end of panel or connector, order 1 of the following products separately:

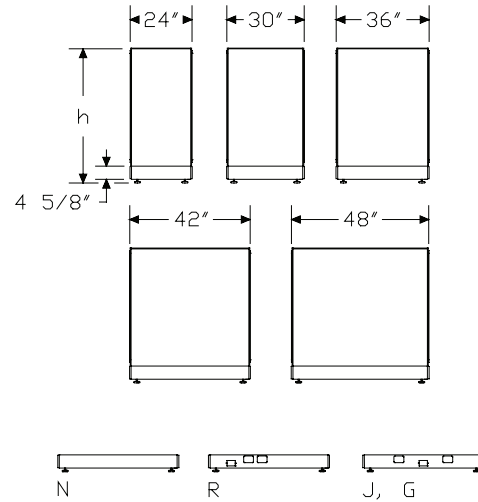
- Change-of-height finished end, panel/connector (AO259.)
- Change-of-height finished end, panel/panel (AO272.)
- Finished end (A8271.)

To convert nonpowered panel to powered panel, order base power adapter (A8354. or A8355.) separately.

For powered panel, order 4-circuit receptacle (K1311.) separately.

For cable capacity information, see Cable Capacity Charts in Omni.

#### Dimensions



# Hard-Surfaced Panel, Thin Base

continued

Action Office® Series 2 Walls

## Specification Information

### Step 1.

A8110. ☐

### Step 2. Height

39	39" high	<input type="checkbox"/>
47	47" high	<input type="checkbox"/>
53	53" high	<input type="checkbox"/>
62	62" high	<input type="checkbox"/>
67	67" high	<input type="checkbox"/>
85	85" high	<input type="checkbox"/>

### Step 3. Width

24	24" wide	<input type="checkbox"/>
30	30" wide	<input type="checkbox"/>
36	36" wide	<input type="checkbox"/>
42	42" wide	<input type="checkbox"/>
48	48" wide	<input type="checkbox"/>

### Step 4. Power

N	(N) nonpowered with no receptacle locations	<input type="checkbox"/>
R	(R) nonpowered with receptacle locations (meets Chicago electrical code requirements)	<input type="checkbox"/>
J	(J) nonpowered with 2 receptacle and 1 communication port locations per side	<input type="checkbox"/>
G	(G) 4-circuit power with 2 receptacle and 1 communication port locations per side	<input type="checkbox"/>

### Prices for Steps 1-4.

	N	R	J	G
A8110. 39 24	\$750	750	750	1088
30	\$814	814	814	1155
36	\$923	923	923	1263
42	\$1010	1010	1010	1346
48	\$1032	1032	1032	1364
47 24	\$800	800	800	1133
30	\$888	888	888	1223
36	\$1024	1024	1024	1359
42	\$1128	1128	1128	1462
48	\$1161	1161	1161	1493
53 24	\$812	812	812	1145
30	\$913	913	913	1246
36	\$1073	1073	1073	1413
42	\$1194	1194	1194	1535
48	\$1242	1242	1242	1582

62 24	\$919	919	919	1262
30	\$1032	1032	1032	1364
36	\$1190	1190	1190	1526
42	\$1327	1327	1327	1661
48	\$1364	1364	1364	1698
67 24	\$955	955	955	1284
30	\$1058	1058	1058	1395
36	\$1228	1228	1228	1560
42	\$1358	1358	1358	1689
48	\$1393	1393	1393	1730
85 24	\$1117	1117	1117	1447
30	\$1244	1244	1244	1583
36	\$1427	1427	1427	1768
42	\$1517	1517	1517	1860
48	\$1620	1620	1620	1951

### Step 5. Surface Finish

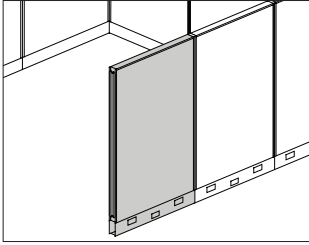
HF	inner tone light	<input type="checkbox"/>	+\$0
LT	light tone	<input type="checkbox"/>	+\$0
LU	soft white	<input type="checkbox"/>	+\$0
WN	warm grey neutral	<input type="checkbox"/>	+\$0

### Step 6. Trim/Top Cap Finish

UBK	ultra black (CP)	+\$0
8Q	folkstone grey (CP)	<input type="checkbox"/> +\$0
HF	inner tone light	<input type="checkbox"/> +\$0
LT	light tone	<input type="checkbox"/> +\$0
LU	soft white	<input type="checkbox"/> +\$0
MT	medium tone	<input type="checkbox"/> +\$0
WL	warm stone (CP)	<input type="checkbox"/> +\$0
WN	warm grey neutral	<input type="checkbox"/> +\$0

### Step 7. Cable Management Finish

UBK	ultra black (CP)	+\$0
8Q	folkstone grey (CP)	<input type="checkbox"/> +\$0
HF	inner tone light	<input type="checkbox"/> +\$0
LU	soft white	<input type="checkbox"/> +\$0
MT	medium tone	<input type="checkbox"/> +\$0
WL	warm stone (CP)	<input type="checkbox"/> +\$0
WN	warm grey neutral	<input type="checkbox"/> +\$0



### Product Information

#### Description

This structural panel has fabric surfaces, a painted top cap, cable management side covers, and adjustable glides. It is UL listed and has a Class A fire-retardant rating.

The powered panel has a factory-installed quick connect electrical harness that distributes double-sided, 4-circuit power within a cable management raceway. Electrical components are UL listed and CSA certified.

#### Notes

To connect panels of equal or unequal heights, order 1 of the following products separately:

- 2-way 90° connector (A8220.), 3-way 90° connector (A8230.), or 4-way 90° connector (A8240.)
- 2-way 120° connector (A8221.) or 3-way 120° connector (A8231.)
- Draw rod (AO215.) or change-of-height draw rod (AO219.)
- Spacer (A8260.)

To finish exposed end of panel or connector, order 1 of the following products separately:

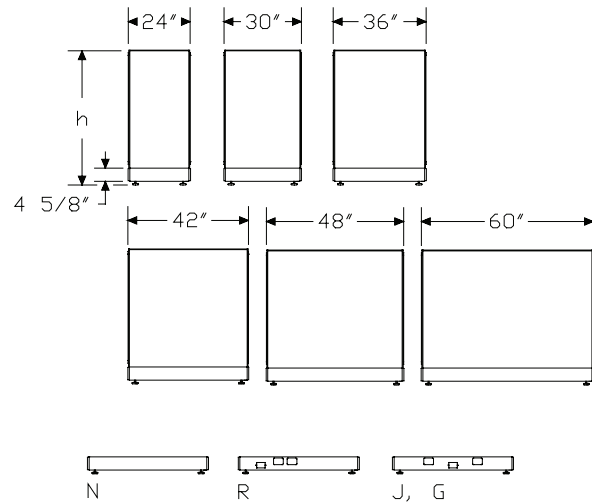
- Change-of-height finished end, panel/connector (AO259.)
- Change-of-height finished end, panel/panel (AO272.)
- Finished end (A8271.)

To convert nonpowered panel to powered panel, order base power adapter (A8354. or A8355.) separately.

For powered panel, order 4-circuit receptacle (K1311.) separately.

For cable capacity information, see Cable Capacity Charts in Omni.

### Dimensions



# Fabric-Covered Panel, Thin Base

continued

## Specification Information

Step 1.

A8120.

Step 2. Height

32	32" high
39	39" high
47	47" high
53	53" high
62	62" high
67	67" high
85	85" high

Step 3. Width

24	24" wide
30	30" wide
36	36" wide
42	42" wide
48	48" wide
60	60" wide

Step 4. Power

N	(N) nonpowered with no receptacle locations
R	(R) nonpowered with receptacle locations (meets Chicago electrical code requirements)
J	(J) nonpowered with 2 receptacle and 1 communication port locations per side
G	(G) 4-circuit power with 2 receptacle and 1 communication port locations per side

Prices for Steps 1-4.

	N	R	J	G
A8120. 32 24	\$645	645	645	907
30	\$701	701	701	971
36	\$791	791	791	1058
42	\$834	834	834	1101
48	\$874	874	874	1147
60	\$1086	1086	1086	1354
39 24	\$669	669	669	933
30	\$731	731	731	998
36	\$828	828	828	1089
42	\$868	868	868	1133
48	\$915	915	915	1179
60	\$1127	1127	1127	1396

47 24	\$705	705	705	973
30	\$790	790	790	1055
36	\$902	902	902	1170
42	\$999	999	999	1265
48	\$1033	1033	1033	1294
60	\$1268	1268	1268	1529
53 24	\$724	724	724	990
30	\$822	822	822	1086
36	\$957	957	957	1226
42	\$1036	1036	1036	1301
48	\$1101	1101	1101	1365
60	\$1355	1355	1355	1619
62 24	\$828	828	828	1089
30	\$928	928	928	1191
36	\$1075	1075	1075	1338
42	\$1147	1147	1147	1410
48	\$1226	1226	1226	1491
60	\$1515	1515	1515	1780
67 24	\$838	838	838	1105
30	\$941	941	941	1208
36	\$1088	1088	1088	1355
42	\$1161	1161	1161	1422
48	\$1234	1234	1234	1499
60	\$1523	1523	1523	1788
85 24	\$991	991	991	1256
30	\$1099	1099	1099	1364
36	\$1269	1269	1269	1548
42	\$1353	1353	1353	1613
48	\$1433	1433	1433	1703
60	\$1770	1770	1770	2034

Step 5. Trim/Top Cap Finish

UBK	ultra black (CP)	+\$0
8Q	folkstone grey (CP)	+\$0
HF	inner tone light	+\$0
LT	light tone	+\$0
LU	soft white	+\$0
MT	medium tone	+\$0
WL	warm stone (CP)	+\$0
WN	warm grey neutral	+\$0

Action Office® Series 2 Walls

## Fabric-Covered Panel, Thin Base

continued

### Step 6. Cable Management Finish

<b>UBK</b>	ultra black (CP)	+\$0
<b>8Q</b>	folkstone grey (CP)	+\$0
<b>HF</b>	inner tone light	+\$0
<b>LU</b>	soft white	+\$0
<b>MT</b>	medium tone	+\$0
<b>WL</b>	warm stone (CP)	+\$0
<b>WN</b>	warm grey neutral	+\$0

### Step 7. Surface Finish Side 1

See application chart and textiles list for fabric usage and numbers. First 2 digits of number indicate fabric line; remaining digit(s) indicate fabric color.

For 32" high (32) with 24" wide (24), 30" wide (30), 36" wide (36), or 42" wide (42), or 48" wide (48)

Price Category 1	+\$0
Price Category 2	+\$12
Price Category 3	+\$29
Price Category 5	+\$154
Price Category D	+\$140
Price Category E	+\$175

For 39" high (39) with 24" wide (24), 30" wide (30), 36" wide (36), or 42" wide (42), or 48" wide (48)

Price Category 1	+\$0
Price Category 2	+\$13
Price Category 3	+\$30
Price Category 5	+\$157
Price Category D	+\$144
Price Category E	+\$181

For 47" high (47) with 24" wide (24), 30" wide (30), 36" wide (36), or 42" wide (42), or 48" wide (48)

Price Category 1	+\$0
Price Category 2	+\$18
Price Category 3	+\$42
Price Category 5	+\$181
Price Category D	+\$161
Price Category E	+\$202

For 53" high (53) with 24" wide (24), 30" wide (30), 36" wide (36), or 42" wide (42), or 48" wide (48)

Price Category 1	+\$0
Price Category 2	+\$19
Price Category 3	+\$47
Price Category 5	+\$222
Price Category D	+\$198
Price Category E	+\$247

For 62" high (62) with 24" wide (24), 30" wide (30), 36" wide (36), or 42" wide (42), or 48" wide (48)

Price Category 1	+\$0
Price Category 2	+\$20
Price Category 3	+\$48
Price Category 5	+\$253
Price Category D	+\$224
Price Category E	+\$283

For 67" high (67) with 24" wide (24), 30" wide (30), 36" wide (36), or 42" wide (42), or 48" wide (48)

Price Category 1	+\$0
Price Category 2	+\$22
Price Category 3	+\$55
Price Category 5	+\$293
Price Category D	+\$247
Price Category E	+\$311

For 85" high (85) with 24" wide (24), 30" wide (30), 36" wide (36), or 42" wide (42), or 48" wide (48)

Price Category 1	+\$0
Price Category 2	+\$23
Price Category 3	+\$59
Price Category 5	+\$317
Price Category D	+\$281
Price Category E	+\$352

For 32" high (32) with 60" wide (60)

Price Category 1	+\$0
Price Category 2	+\$12
Price Category 3	+\$29
Price Category D	+\$140

For 39" high (39) with 60" wide (60)

Price Category 1	+\$0
Price Category 2	+\$13
Price Category 3	+\$30
Price Category D	+\$144

## Fabric-Covered Panel, Thin Base

continued

### For 47" high (47) with 60" wide (60)

Price Category 1	+\$0
Price Category 2	+\$18
Price Category 3	+\$42
Price Category D	+\$161

### For 53" high (53) with 60" wide (60)

Price Category 1	+\$0
Price Category 2	+\$19
Price Category 3	+\$47
Price Category D	+\$198

### For 62" high (62) with 60" wide (60)

Price Category 1	+\$0
Price Category 2	+\$20
Price Category 3	+\$48
Price Category D	+\$224

### For 67" high (67) with 60" wide (60)

Price Category 1	+\$0
Price Category 2	+\$22
Price Category 3	+\$55
Price Category D	+\$247
Price Category E	+\$311

### For 85" high (85) with 60" wide (60)

Price Category 1	+\$0
Price Category 2	+\$23
Price Category 3	+\$59
Price Category D	+\$281

### Step 8. Surface Finish Side 2

See application chart and textiles list for fabric usage and numbers. First 2 digits of number indicate fabric line; remaining digit(s) indicate fabric color.

### For 32" high (32) with 24" wide (24), 30" wide (30), 36" wide (36), or 42" wide (42), or 48" wide (48)

Price Category 1	+\$0
Price Category 2	+\$12
Price Category 3	+\$29
Price Category 5	+\$154
Price Category D	+\$140
Price Category E	+\$175

### For 39" high (39) with 24" wide (24), 30" wide (30), 36" wide (36), or 42" wide (42), or 48" wide (48)

Price Category 1	+\$0
Price Category 2	+\$13
Price Category 3	+\$30
Price Category 5	+\$157
Price Category D	+\$144
Price Category E	+\$181

### For 47" high (47) with 24" wide (24), 30" wide (30), 36" wide (36), or 42" wide (42), or 48" wide (48)

Price Category 1	+\$0
Price Category 2	+\$18
Price Category 3	+\$42
Price Category 5	+\$181
Price Category D	+\$161
Price Category E	+\$202

### For 53" high (53) with 24" wide (24), 30" wide (30), 36" wide (36), or 42" wide (42), or 48" wide (48)

Price Category 1	+\$0
Price Category 2	+\$19
Price Category 3	+\$47
Price Category 5	+\$222
Price Category D	+\$198
Price Category E	+\$247

### For 62" high (62) with 24" wide (24), 30" wide (30), 36" wide (36), or 42" wide (42), or 48" wide (48)

Price Category 1	+\$0
Price Category 2	+\$20
Price Category 3	+\$48
Price Category 5	+\$253
Price Category D	+\$224
Price Category E	+\$283

### For 67" high (67) with 24" wide (24), 30" wide (30), 36" wide (36), or 42" wide (42), or 48" wide (48)

Price Category 1	+\$0
Price Category 2	+\$22
Price Category 3	+\$55
Price Category 5	+\$293
Price Category D	+\$247
Price Category E	+\$311

## Fabric-Covered Panel, Thin Base

*continued*

Action Office® Series 2 Walls

*For 85" high (85) with 24" wide (24), 30" wide (30), 36" wide (36), or 42" wide (42), or 48" wide (48)*

Price Category 1	+\$0
Price Category 2	+\$23
Price Category 3	+\$59
Price Category 5	+\$317
Price Category D	+\$281
Price Category E	+\$352

*For 32" high (32) with 60" wide (60)*

Price Category 1	+\$0
Price Category 2	+\$12
Price Category 3	+\$29
Price Category D	+\$140
Price Category E	+\$175

*For 39" high (39) with 60" wide (60)*

Price Category 1	+\$0
Price Category 2	+\$13
Price Category 3	+\$30
Price Category D	+\$144

*For 47" high (47) with 60" wide (60)*

Price Category 1	+\$0
Price Category 2	+\$18
Price Category 3	+\$42
Price Category D	+\$161

*For 53" high (53) with 60" wide (60)*

Price Category 1	+\$0
Price Category 2	+\$19
Price Category 3	+\$47
Price Category D	+\$198

*For 62" high (62) with 60" wide (60)*

Price Category 1	+\$0
Price Category 2	+\$20
Price Category 3	+\$48
Price Category D	+\$224

*For 67" high (67) with 60" wide (60)*

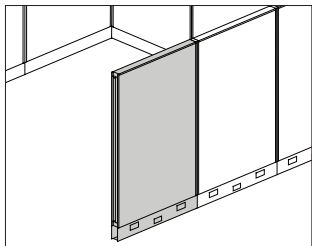
Price Category 1	+\$0
Price Category 2	+\$22
Price Category 3	+\$55
Price Category D	+\$247

*For 85" high (85) with 60" wide (60)*

Price Category 1	+\$0
Price Category 2	+\$23
Price Category 3	+\$59
Price Category D	+\$281



# Tackable Acoustical-Barrier Panel, Thin Base A8125.



## Product Information

### Description

This structural sound-barrier panel has fabric surfaces, a painted top cap, cable management side covers, and adjustable glides. Panel is UL listed and has a Class A fire-retardant rating.

The powered panel has a factory-installed quick connect electrical harness that distributes double-sided, 4-circuit power within a cable management raceway. Electrical components are UL listed and CSA certified.

### Notes

To connect panels of equal or unequal heights, order 1 of the following products separately:

- 2-way 90° connector (A8220.), 3-way 90° connector (A8230.), or 4-way 90° connector (A8240.)
- 2-way 120° connector (A8221.) or 3-way 120° connector (A8231.)
- Draw rod (AO215.) or change-of-height draw rod (AO219.)
- Spacer (A8260.)

To finish exposed end of panel or connector, order 1 of the following products separately:

- Change-of-height finished end, panel/connector (AO259.)
- Change-of-height finished end, panel/panel (AO272.)
- Finished end (A8271.)

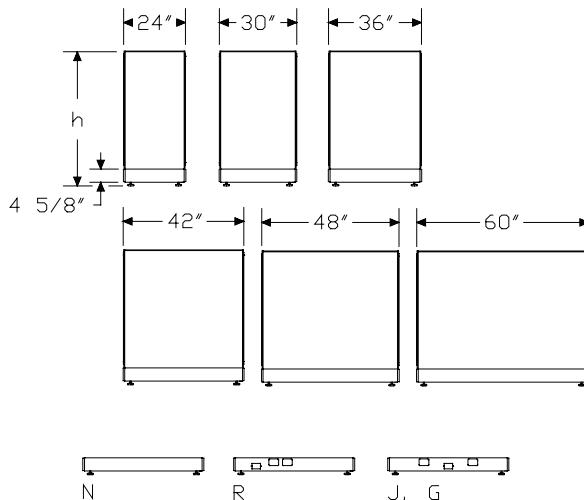
To convert nonpowered panel to powered panel, order base power adapter (A8354. or A8355.) separately.

For powered panel, order 4-circuit receptacle (K1311.) separately.

For cable capacity information, see Cable Capacity Charts in Omni.

For applications requiring heavy component loading on panel, a component brace (A3910.) is recommended; order separately. For appropriate applications, contact local Herman Miller representative.

## Dimensions



# Tackable Acoustical-Barrier Panel, Thin Base *continued*

Action Office® Series 2 Walls

Specification Information					
Step 1.					
A8125.					
Step 2. Height					
39	39" high				
47	47" high				
53	53" high				
62	62" high				
67	67" high				
85	85" high				
Step 3. Width					
24	24" wide				
30	30" wide				
36	36" wide				
42	42" wide				
48	48" wide				
60	60" wide				
Step 4. Power					
N	(N) nonpowered with no receptacle locations				
R	(R) nonpowered with receptacle locations (meets Chicago electrical code requirements)				
J	(J) nonpowered with 2 receptacle and 1 communication port locations per side				
G	(G) 4-circuit power with 2 receptacle and 1 communication port locations per side				
Prices for Steps 1-4.					
		N	R	J	G
A8125. 39	24	\$907	907	907	1187
	30	\$992	992	992	1275
	36	\$1070	1070	1070	1354
	42	\$1095	1095	1095	1372
	48	\$1132	1132	1132	1410
	60	\$1372	1372	1372	1656
47	24	\$960	960	960	1241
	30	\$1077	1077	1077	1357
	36	\$1171	1171	1171	1448
	42	\$1252	1252	1252	1537
	48	\$1274	1274	1274	1553
	60	\$1541	1483	1541	1823

<b>53 24</b>	\$1032	1032	1032	1312
<b>30</b>	\$1120	1120	1120	1403
<b>36</b>	\$1249	1249	1249	1528
<b>42</b>	\$1308	1308	1308	1591
<b>48</b>	\$1383	1383	1383	1668
<b>60</b>	\$1691	1691	1691	1969
<b>62 24</b>	\$1037	1037	1037	1316
<b>30</b>	\$1130	1130	1130	1409
<b>36</b>	\$1269	1269	1269	1549
<b>42</b>	\$1322	1322	1322	1610
<b>48</b>	\$1401	1401	1401	1682
<b>60</b>	\$1699	1699	1699	1984
<b>67 24</b>	\$1077	1077	1077	1357
<b>30</b>	\$1163	1163	1163	1443
<b>36</b>	\$1301	1301	1301	1582
<b>42</b>	\$1358	1358	1358	1640
<b>48</b>	\$1436	1436	1436	1721
<b>60</b>	\$1728	1728	1728	2010
<b>85 24</b>	\$1237	1237	1237	1519
<b>30</b>	\$1337	1337	1337	1617
<b>36</b>	\$1509	1509	1509	1793
<b>42</b>	\$1587	1587	1587	1868
<b>48</b>	\$1691	1691	1691	1969
<b>60</b>	\$2070	2070	2070	2351

Step 5. Trim/Top Cap Finish		
<b>UBK</b>	ultra black (CP)	+\$0
<b>8Q</b>	folkstone grey (CP)	+\$0
<b>HF</b>	inner tone light	+\$0
<b>LT</b>	light tone	+\$0
<b>LU</b>	soft white	+\$0
<b>MT</b>	medium tone	+\$0
<b>WL</b>	warm stone (CP)	+\$0
<b>WN</b>	warm grey neutral	+\$0

Step 6. Cable Management Finish		
<b>UBK</b>	ultra black (CP)	+\$0
<b>8Q</b>	folkstone grey (CP)	+\$0
<b>HF</b>	inner tone light	+\$0
<b>LU</b>	soft white	+\$0
<b>MT</b>	medium tone	+\$0
<b>WL</b>	warm stone (CP)	+\$0
<b>WN</b>	warm grey neutral	+\$0

# Tackable Acoustical-Barrier Panel, Thin Base *continued*

## Step 7. Surface Finish Side 1

See application chart and textiles list for fabric usage and numbers. First 2 digits of number indicate fabric line; remaining digit(s) indicate fabric color.

For 39" high (39) with 24" wide (24), 30" wide (30), 36" wide (36), or 42" wide (42), or 48" wide (48)

Price Category 1	+\$0
Price Category 2	+\$13
Price Category 3	+\$30
Price Category 5	+\$157
Price Category D	+\$144

For 47" high (47) with 24" wide (24), 30" wide (30), 36" wide (36), or 42" wide (42), or 48" wide (48)

Price Category 1	+\$0
Price Category 2	+\$18
Price Category 3	+\$42
Price Category 5	+\$181
Price Category D	+\$161

For 53" high (53) with 24" wide (24), 30" wide (30), 36" wide (36), or 42" wide (42), or 48" wide (48)

Price Category 1	+\$0
Price Category 2	+\$19
Price Category 3	+\$47
Price Category 5	+\$222
Price Category D	+\$198

For 62" high (62) with 24" wide (24), 30" wide (30), 36" wide (36), or 42" wide (42), or 48" wide (48)

Price Category 1	+\$0
Price Category 2	+\$20
Price Category 3	+\$48
Price Category 5	+\$253
Price Category D	+\$224

For 67" high (67) with 24" wide (24), 30" wide (30), 36" wide (36), or 42" wide (42), or 48" wide (48)

Price Category 1	+\$0
Price Category 2	+\$22
Price Category 3	+\$55
Price Category 5	+\$293
Price Category D	+\$244

For 85" high (85) with 24" wide (24), 30" wide (30), 36" wide (36), or 42" wide (42), or 48" wide (48)

Price Category 1	+\$0
Price Category 2	+\$23
Price Category 3	+\$59
Price Category 5	+\$317
Price Category D	+\$281

For 39" high (39) with 60" wide (60)

Price Category 1	+\$0
Price Category 2	+\$13
Price Category 3	+\$30
Price Category D	+\$144

For 47" high (47) with 60" wide (60)

Price Category 1	+\$0
Price Category 2	+\$18
Price Category 3	+\$42
Price Category D	+\$161
Price Category E	+\$202

For 53" high (53) with 60" wide (60)

Price Category 1	+\$0
Price Category 2	+\$19
Price Category 3	+\$47
Price Category D	+\$198

For 62" high (62) with 60" wide (60)

Price Category 1	+\$0
Price Category 2	+\$20
Price Category 3	+\$48
Price Category D	+\$224

For 67" high (67) with 60" wide (60)

Price Category 1	+\$0
Price Category 2	+\$22
Price Category 3	+\$55
Price Category D	+\$244

For 85" high (85) with 60" wide (60)

Price Category 1	+\$0
Price Category 2	+\$23
Price Category 3	+\$59
Price Category D	+\$281

# Tackable Acoustical-Barrier Panel, Thin Base *continued*

Action Office® Series 2 Walls

## Step 8. Surface Finish Side 2

See application chart and textiles list for fabric usage and numbers. First 2 digits of number indicate fabric line; remaining digit(s) indicate fabric color.

For 39" high (39) with 24" wide (24), 30" wide (30), 36" wide (36), or 42" wide (42), or 48" wide (48)

Price Category 1	+\$0
Price Category 2	+\$13
Price Category 3	+\$30
Price Category 5	+\$157
Price Category D	+\$144

For 47" high (47) with 24" wide (24), 30" wide (30), 36" wide (36), or 42" wide (42), or 48" wide (48)

Price Category 1	+\$0
Price Category 2	+\$18
Price Category 3	+\$42
Price Category 5	+\$181
Price Category D	+\$161

For 53" high (53) with 24" wide (24), 30" wide (30), 36" wide (36), or 42" wide (42), or 48" wide (48)

Price Category 1	+\$0
Price Category 2	+\$19
Price Category 3	+\$47
Price Category 5	+\$222
Price Category D	+\$198

For 62" high (62) with 24" wide (24), 30" wide (30), 36" wide (36), or 42" wide (42), or 48" wide (48)

Price Category 1	+\$0
Price Category 2	+\$20
Price Category 3	+\$48
Price Category 5	+\$253
Price Category D	+\$224

For 67" high (67) with 24" wide (24), 30" wide (30), 36" wide (36), or 42" wide (42), or 48" wide (48)

Price Category 1	+\$0
Price Category 2	+\$22
Price Category 3	+\$55
Price Category 5	+\$293
Price Category D	+\$244

For 85" high (85) with 24" wide (24), 30" wide (30), 36" wide (36), or 42" wide (42), or 48" wide (48)

Price Category 1	+\$0
Price Category 2	+\$23
Price Category 3	+\$59
Price Category 5	+\$317
Price Category D	+\$281

For 39" high (39) with 60" wide (60)

Price Category 1	+\$0
Price Category 2	+\$13
Price Category 3	+\$30
Price Category D	+\$144
Price Category E	+\$181

For 47" high (47) with 60" wide (60)

Price Category 1	+\$0
Price Category 2	+\$18
Price Category 3	+\$42
Price Category D	+\$161

For 53" high (53) with 60" wide (60)

Price Category 1	+\$0
Price Category 2	+\$19
Price Category 3	+\$47
Price Category D	+\$198

For 62" high (62) with 60" wide (60)

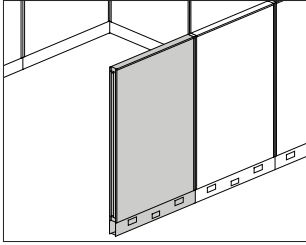
Price Category 1	+\$0
Price Category 2	+\$20
Price Category 3	+\$48
Price Category D	+\$224

For 67" high (67) with 60" wide (60)

Price Category 1	+\$0
Price Category 2	+\$22
Price Category 3	+\$55
Price Category D	+\$244

For 85" high (85) with 60" wide (60)

Price Category 1	+\$0
Price Category 2	+\$23
Price Category 3	+\$59
Price Category D	+\$281



### Product Information

#### Description

This sound-reducing, structural panel has fabric surfaces, a painted top cap, cable management side covers, and adjustable glides. The panel is UL listed and has a Class A fire-retardant rating.

The powered panel has a factory-installed quick connect electrical harness that distributes double-sided, 4-circuit power within a cable management raceway. Electrical components are UL listed and CSA certified.

#### Notes

To connect panels of equal or unequal heights, order 1 of the following products separately:

- 2-way 90° connector (A8220.), 3-way 90° connector (A8230.), or 4-way 90° connector (A8240.)
- 2-way 120° connector (A8221.) or 3-way 120° connector (A8231.)
- Draw rod (AO215.) or change-of-height draw rod (AO219.)
- Spacer (A8260.)

To finish exposed end of panel or connector, order 1 of the following products separately:

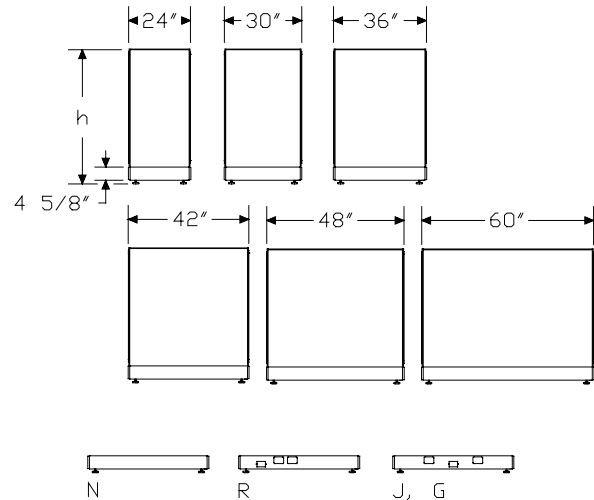
- Change-of-height finished end, panel/connector (AO259.)
- Change-of-height finished end, panel/panel (AO272.)
- Finished end (A8271.)

To convert nonpowered panel to powered panel, order base power adapter (A8354. or A8355.) separately.

For powered panel, order 4-circuit receptacle (K1311.) separately.

For cable capacity information, see Cable Capacity Charts in Omni.

### Dimensions



Specification Information					
Step 1.					
A8131.					
Step 2. Height					
53	53" high				
62	62" high				
67	67" high				
85	85" high				
Step 3. Width					
24	24" wide				
30	30" wide				
36	36" wide				
42	42" wide				
48	48" wide				
60	60" wide				
Step 4. Power					
N	(N) nonpowered with no receptacle locations				
R	(R) nonpowered with receptacle locations (meets Chicago electrical code requirements)				
J	(J) nonpowered with 2 receptacle and 1 communication port locations per side				
G	(G) 4-circuit power with 2 receptacle and 1 communication port locations per side				
Prices for Steps 1-4.					
		N	R	J	G
A8131. 53	24	\$1024	1024	1024	1305
	30	\$1112	1112	1112	1391
	36	\$1243	1243	1243	1517
	42	\$1306	1306	1306	1577
	48	\$1374	1374	1374	1648
	60	\$1680	1680	1680	1953
62	24	\$1031	1031	1031	1309
	30	\$1122	1122	1122	1397
	36	\$1262	1262	1262	1533
	42	\$1316	1316	1316	1590
	48	\$1391	1391	1391	1662
	60	\$1694	1694	1694	1968
67	24	\$1069	1069	1069	1341
	30	\$1153	1153	1153	1433
	36	\$1290	1290	1290	1566
	42	\$1351	1351	1351	1630
	48	\$1432	1432	1432	1701
	60	\$1714	1714	1714	1992

<b>85 24</b>	\$1216	1216	1216	1494
<b>30</b>	\$1327	1327	1327	1604
<b>36</b>	\$1498	1498	1498	1767
<b>42</b>	\$1577	1577	1577	1854
<b>48</b>	\$1680	1680	1680	1953
<b>60</b>	\$2055	2055	2055	2329

Step 5. Trim/Top Cap Finish			
<b>UBK</b>	ultra black (CP)		+\$0
<b>8Q</b>	folkstone grey (CP)		+\$0
<b>HF</b>	inner tone light		+\$0
<b>LT</b>	light tone		+\$0
<b>LU</b>	soft white		+\$0
<b>MT</b>	medium tone		+\$0
<b>WL</b>	warm stone (CP)		+\$0
<b>WN</b>	warm grey neutral		+\$0

Step 6. Cable Management Finish			
<b>UBK</b>	ultra black (CP)		+\$0
<b>8Q</b>	folkstone grey (CP)		+\$0
<b>HF</b>	inner tone light		+\$0
<b>LU</b>	soft white		+\$0
<b>MT</b>	medium tone		+\$0
<b>WL</b>	warm stone (CP)		+\$0
<b>WN</b>	warm grey neutral		+\$0

Step 7. Surface Finish Side 1			
<i>See application chart and textiles list for fabric usage and numbers. First 2 digits of number indicate fabric line; remaining digit(s) indicate fabric color.</i>			

*For 53" high (53) with 24" wide (24), 30" wide (30), 36" wide (36), or 42" wide (42), or 48" wide (48)*

Price Category 1	+\$0
Price Category 2	+\$19
Price Category 3	+\$47
Price Category 5	+\$222
Price Category D	+\$198

*For 62" high (62) with 24" wide (24), 30" wide (30), 36" wide (36), or 42" wide (42), or 48" wide (48)*

Price Category 1	+\$0
Price Category 2	+\$20
Price Category 3	+\$48
Price Category 5	+\$253
Price Category D	+\$224

For 67" high (67) with 24" wide (24), 30" wide (30), 36" wide (36), or 42" wide (42), or 48" wide (48)

Price Category 1	+\$0
Price Category 2	+\$22
Price Category 3	+\$55
Price Category 5	+\$293
Price Category D	+\$244

For 85" high (85) with 24" wide (24), 30" wide (30), 36" wide (36), or 42" wide (42), or 48" wide (48)

Price Category 1	+\$0
Price Category 2	+\$23
Price Category 3	+\$59
Price Category 5	+\$317
Price Category D	+\$281

For 53" high (53) with 60" wide (60)

Price Category 1	+\$0
Price Category 2	+\$19
Price Category 3	+\$47
Price Category D	+\$198

For 62" high (62) with 60" wide (60)

Price Category 1	+\$0
Price Category 2	+\$20
Price Category 3	+\$48
Price Category D	+\$224

For 67" high (67) with 60" wide (60)

Price Category 1	+\$0
Price Category 2	+\$22
Price Category 3	+\$55
Price Category D	+\$244

For 85" high (85) with 60" wide (60)

Price Category 1	+\$0
Price Category 2	+\$23
Price Category 3	+\$59
Price Category D	+\$281

#### Step 8. Surface Finish Side 2

See application chart and textiles list for fabric usage and numbers. First 2 digits of number indicate fabric line; remaining digit(s) indicate fabric color.

For 53" high (53) with 24" wide (24), 30" wide (30), 36" wide (36), or 42" wide (42), or 48" wide (48)

Price Category 1	+\$0
Price Category 2	+\$19
Price Category 3	+\$47
Price Category 5	+\$222
Price Category D	+\$198

For 62" high (62) with 24" wide (24), 30" wide (30), 36" wide (36), or 42" wide (42), or 48" wide (48)

Price Category 1	+\$0
Price Category 2	+\$20
Price Category 3	+\$48
Price Category 5	+\$253
Price Category D	+\$224

For 67" high (67) with 24" wide (24), 30" wide (30), 36" wide (36), or 42" wide (42), or 48" wide (48)

Price Category 1	+\$0
Price Category 2	+\$22
Price Category 3	+\$55
Price Category 5	+\$293
Price Category D	+\$244

For 85" high (85) with 24" wide (24), 30" wide (30), 36" wide (36), or 42" wide (42), or 48" wide (48)

Price Category 1	+\$0
Price Category 2	+\$23
Price Category 3	+\$59
Price Category 5	+\$317
Price Category D	+\$281

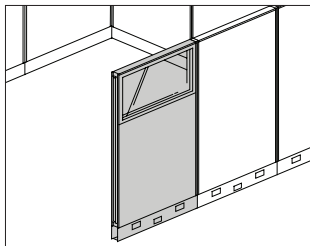
For 53" high (53) with 60" wide (60)

Price Category 1	+\$0
Price Category 2	+\$19
Price Category 3	+\$47
Price Category D	+\$198

Action Office® Series 2 Walls

<i>For 62" high (62) with 60" wide (60)</i>	
Price Category 1	+\$0
Price Category 2	+\$20
Price Category 3	+\$48
Price Category D	+\$224
<i>For 67" high (67) with 60" wide (60)</i>	
Price Category 1	+\$0
Price Category 2	+\$22
Price Category 3	+\$55
Price Category D	+\$244
<i>For 85" high (85) with 60" wide (60)</i>	
Price Category 1	+\$0
Price Category 2	+\$23
Price Category 3	+\$59
Price Category D	+\$281





### Product Information

#### Description

This structural panel has a 14"-high glass insert with a painted frame and top cap, a fabric-covered lower section, cable management side covers, and adjustable glides. It is UL listed and has a Class A fire-retardant rating, except when upholstered with Customer's Own Material (COM).

Powered panel has a factory-installed quick connect electrical harness that distributes double-sided, 4-circuit power within a cable management raceway. Electrical components are UL listed and CSA certified.

#### Notes

To connect panels of equal or unequal heights, order 1 of the following products separately:

- 2-way 90° connector (A8220.), 3-way 90° connector (A8230.), or 4-way 90° connector (A8240.)
- 2-way 120° connector (A8221.) or 3-way 120° connector (A8231.)
- Draw rod (AO215.) or change-of-height draw rod (AO219.)
- Spacer (A8260.)

To finish exposed end of panel or connector, order 1 of the following products separately:

- Change-of-height finished end, panel/connector (AO259.)
- Change-of-height finished end, panel/panel (AO272.)
- Finished end (A8271.)

To convert nonpowered panel to powered panel, order base power adapter (A8354. or A8355.) separately.

For powered panel, order 4-circuit receptacle (K1311.) separately.

For cable capacity information, see Cable Capacity Charts in Omni.

Fabric-covered lower section accepts Customer's Own Material (COM).

Yardage is estimated for nondirectional, 54"-wide fabrics.

Height—Width—Yardage

35"—24"—1 ¼

35"—30" to 48"—2 ⅓

49"—24"—1 ⅝

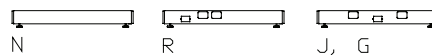
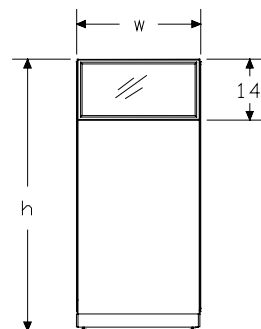
49"—30" to 48"—3 ¼

67"—24"—2

67"—30" to 48"—4

For information on multiple quantities or directional fabrics, contact COM Department. See Order Information in Appendices.

### Dimensions



# Partial-Glazed Panel, Thin Base

continued

Action Office® Series 2 Walls

## Specification Information

### Step 1.

**A8164.**

### Step 2. Height

<b>53</b>	53" high
<b>67</b>	67" high
<b>85</b>	85" high

### Step 3. Width

<b>24</b>	24" wide
<b>30</b>	30" wide
<b>36</b>	36" wide
<b>48</b>	48" wide

### Step 4. Power

<b>N</b>	(N) nonpowered with no receptacle locations
<b>R</b>	(R) nonpowered with receptacle locations (meets Chicago electrical code requirements)
<b>J</b>	(J) nonpowered with 2 receptacle and 1 communication port locations per side
<b>G</b>	(G) 4-circuit power with 2 receptacle and 1 communication port locations per side

### Prices for Steps 1-4.

		<b>N</b>	<b>R</b>	<b>J</b>	<b>G</b>
<b>A8164. 53</b>	<b>24</b>	\$2180	2180	2180	2660
	<b>30</b>	\$2284	2284	2284	2737
	<b>36</b>	\$2391	2391	2391	2820
	<b>48</b>	\$2517	2517	2517	2970
<b>67</b>	<b>24</b>	\$2355	2355	2355	2869
	<b>30</b>	\$2417	2417	2417	2900
	<b>36</b>	\$2484	2484	2484	2928
	<b>48</b>	\$2650	2650	2650	3131
<b>85</b>	<b>24</b>	\$2519	2519	2519	3072
	<b>30</b>	\$2599	2599	2599	3122
	<b>36</b>	\$2680	2680	2680	3157
	<b>48</b>	\$2828	2828	2828	3343

### Step 5. Glazing Finish

<b>TR</b>	clear	+\$0
<b>34</b>	opal glaze	+\$84

### Step 6. Trim/Top Cap Finish

<b>UBK</b>	ultra black (CP)	+\$0
<b>8Q</b>	folkstone grey (CP)	+\$0
<b>HF</b>	inner tone light	+\$0
<b>LT</b>	light tone	+\$0
<b>LU</b>	soft white	+\$0
<b>MT</b>	medium tone	+\$0
<b>WL</b>	warm stone (CP)	+\$0
<b>WN</b>	warm grey neutral	+\$0

### Step 7. Cable Management Finish

<b>UBK</b>	ultra black (CP)	+\$0
<b>8Q</b>	folkstone grey (CP)	+\$0
<b>HF</b>	inner tone light	+\$0
<b>LU</b>	soft white	+\$0
<b>MT</b>	medium tone	+\$0
<b>WL</b>	warm stone (CP)	+\$0
<b>WN</b>	warm grey neutral	+\$0

### Step 8. Surface Finish Side 1

*See application chart and textiles list for fabric usage and numbers. First 2 digits of number indicate fabric line; remaining digit(s) indicate fabric color.*

#### For 53" high (53)

Price Category 1	+\$0
Price Category 2	+\$19
Price Category 3	+\$47
Price Category 5	+\$222
Price Category D	+\$198

#### For 67" high (67)

Price Category 1	+\$0
Price Category 2	+\$22
Price Category 3	+\$55
Price Category 5	+\$293
Price Category D	+\$244

#### For 85" high (85)

Price Category 1	+\$0
Price Category 2	+\$23
Price Category 3	+\$59
Price Category 5	+\$317
Price Category D	+\$281

## Partial-Glazed Panel, Thin Base

*continued*

### Step 9. Surface Finish Side 2

*See application chart and textiles list for fabric usage and numbers. First 2 digits of number indicate fabric line; remaining digit(s) indicate fabric color.*

#### *For 53" high (53)*

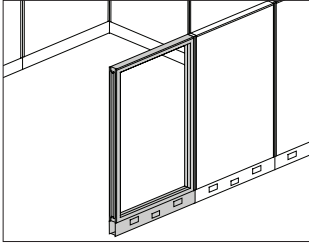
Price Category 1	+\$0
Price Category 2	+\$19
Price Category 3	+\$47
Price Category 5	+\$222
Price Category D	+\$198

#### *For 67" high (67)*

Price Category 1	+\$0
Price Category 2	+\$22
Price Category 3	+\$55
Price Category 5	+\$293
Price Category D	+\$244

#### *For 85" high (85)*

Price Category 1	+\$0
Price Category 2	+\$23
Price Category 3	+\$59
Price Category 5	+\$317
Price Category D	+\$281



### Product Information

#### Description

This structural panel has an opening for communicating and sharing equipment. It has a painted frame and top cap, cable management side covers, and adjustable glides. The panel cannot be used as a return panel. It is UL listed and has a Class A fire-retardant rating.

The powered panel has a factory-installed quick connect electrical harness that distributes double-sided, 4-circuit power within a cable management raceway. Electrical components are UL listed and CSA certified.

#### Notes

To connect panels of equal or unequal heights, order 1 of the following products separately:

- 2-way 90° connector (A8220.), 3-way 90° connector (A8230.), or 4-way 90° connector (A8240.)
- 2-way 120° connector (A8221.) or 3-way 120° connector (A8231.)
- Draw rod (AO215.) or change-of-height draw rod (AO219.)
- Spacer (A8260.)

For information, see Action Office Series 2 Planning Guide.

To finish exposed end of panel or connector, order 1 of the following products separately:

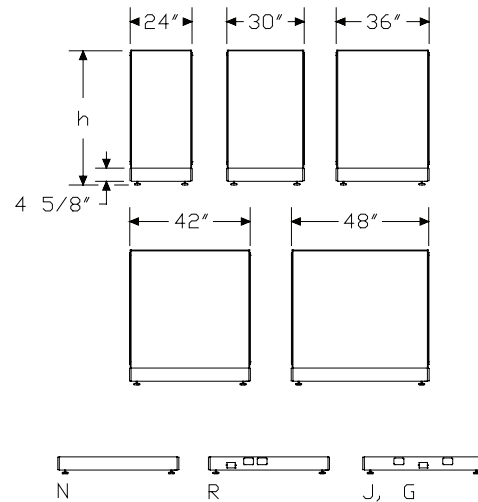
- Change-of-height finished end, panel/connector (AO259.)
- Change-of-height finished end, panel/panel (AO272.)
- Finished end (A8271.)

To convert nonpowered panel to powered panel, order base power adapter (A8354. or A8355.) separately.

For powered panel, order 4-circuit receptacle (K1311.) separately.

For cable capacity information, see Cable Capacity Charts in Omni.

### Dimensions



# Open Panel Frame, Thin Base

continued

## Specification Information

### Step 1.

**A8150.**

### Step 2. Height

<b>62</b>	62" high
<b>67</b>	67" high
<b>85</b>	85" high

### Step 3. Width

<b>24</b>	24" wide
<b>30</b>	30" wide
<b>36</b>	36" wide
<b>42</b>	42" wide
<b>48</b>	48" wide

### Step 4. Power

<b>N</b>	(N) nonpowered with no receptacle locations
<b>R</b>	(R) nonpowered with receptacle locations (meets Chicago electrical code requirements)
<b>J</b>	(J) nonpowered with 2 receptacle and 1 communication port locations per side
<b>G</b>	(G) 4-circuit power with 2 receptacle and 1 communication port locations per side

### Prices for Steps 1-4.

		<b>N</b>	<b>R</b>	<b>J</b>	<b>G</b>
<b>A8150. 62</b>	<b>24</b>	\$930	930	930	1265
	<b>30</b>	\$974	974	974	1312
	<b>36</b>	\$1019	1019	1019	1356
	<b>42</b>	\$1064	1064	1064	1399
	<b>48</b>	\$1096	1096	1096	1436
<b>67</b>	<b>24</b>	\$972	972	972	1307
	<b>30</b>	\$1016	1016	1016	1353
	<b>36</b>	\$1063	1063	1063	1397
	<b>42</b>	\$1098	1098	1098	1444
	<b>48</b>	\$1142	1142	1142	1477
<b>85</b>	<b>24</b>	\$1023	1023	1023	1357
	<b>30</b>	\$1096	1096	1096	1436
	<b>36</b>	\$1216	1216	1216	1553
	<b>42</b>	\$1275	1275	1275	1608
	<b>48</b>	\$1332	1332	1332	1668

### Step 5. Frame Finish

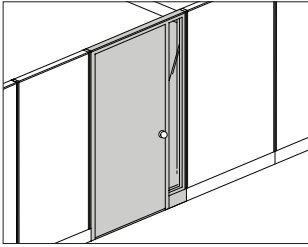
<b>UBK</b>	ultra black (CP)	+\$0
<b>8Q</b>	folkstone grey (CP)	+\$0
<b>HF</b>	inner tone light	+\$0
<b>LT</b>	light tone	+\$0
<b>LU</b>	soft white	+\$0
<b>MT</b>	medium tone	+\$0
<b>WL</b>	warm stone (CP)	+\$0
<b>WN</b>	warm grey neutral	+\$0

### Step 6. Trim/Top Cap Finish

<b>UBK</b>	ultra black (CP)	+\$0
<b>8Q</b>	folkstone grey (CP)	+\$0
<b>HF</b>	inner tone light	+\$0
<b>LT</b>	light tone	+\$0
<b>LU</b>	soft white	+\$0
<b>MT</b>	medium tone	+\$0
<b>WL</b>	warm stone (CP)	+\$0
<b>WN</b>	warm grey neutral	+\$0

### Step 7. Cable Management Finish

<b>UBK</b>	ultra black (CP)	+\$0
<b>8Q</b>	folkstone grey (CP)	+\$0
<b>HF</b>	inner tone light	+\$0
<b>LU</b>	soft white	+\$0
<b>MT</b>	medium tone	+\$0
<b>WL</b>	warm stone (CP)	+\$0
<b>WN</b>	warm grey neutral	+\$0



### Product Information

#### Description

This 85"-high, 48"-wide panel has a painted frame and top cap, an acrylic side panel insert, a laminate or veneer door, 2 cable management side covers, and adjustable glides. The door can be installed to swing left or right and to open in or out. The door cannot be keyed alike. Electrical wires and voice/data cables cannot be routed through this panel. Shipped knocked down.

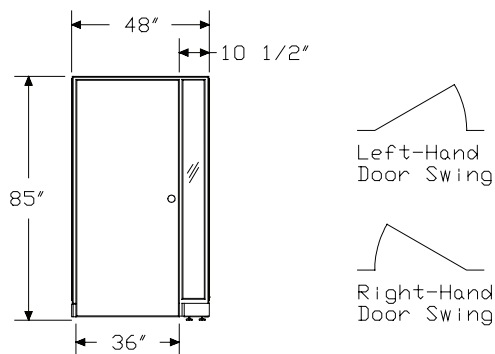
#### Notes

To connect panels of equal heights, order 1 of the following products separately:

- 2-way 90° connector (A8220.), 3-way 90° connector (A8230.), or 4-way 90° connector (A8240.)
- 2-way 120° connector (A8221.) or 3-way 120° connector (A8231.)
- Draw rod (AO215.)
- Spacer (A8260.)

Lever handle conforms to guidelines of Americans with Disabilities Act (ADA).

#### Dimensions



### Specification Information

#### Step 1.

**A8191.8548** \$4861

#### Step 2. Frame Finish

<b>UBK</b>	ultra black (CP)	+\$0
<b>8Q</b>	folkstone grey (CP)	+\$0
<b>HF</b>	inner tone light	+\$0
<b>LT</b>	light tone	+\$0
<b>LU</b>	soft white	+\$0
<b>MT</b>	medium tone	+\$0
<b>WL</b>	warm stone (CP)	+\$0
<b>WN</b>	warm grey neutral	+\$0

#### Step 3. Door Finish

##### Solid-Color Laminate

<b>8Q</b>	folkstone grey (CP)	+\$0
<b>HF</b>	inner tone light	+\$0
<b>LT</b>	light tone	+\$0
<b>LU</b>	soft white	+\$0
<b>WL</b>	warm stone (CP)	+\$0
<b>WN</b>	warm grey neutral	+\$0

##### Wood Veneer

<b>UL</b>	natural maple <b>A</b>	+\$1160
-----------	------------------------	---------

#### Step 4. Knob handle

<b>NN</b>	none	+\$0
<b>KE</b>	door knob - silver	+\$89
<b>LV</b>	lever - silver	+\$444

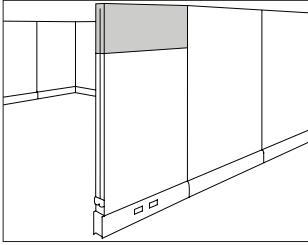
#### Step 5. Side Panel Acrylic Finish

<b>TR</b>	clear	+\$0
<b>J9</b>	opal frosted	+\$278

#### Step 6. Trim/Top Cap Finish

<b>UBK</b>	ultra black (CP)	+\$0
<b>8Q</b>	folkstone grey (CP)	+\$0
<b>HF</b>	inner tone light	+\$0
<b>LT</b>	light tone	+\$0
<b>LU</b>	soft white	+\$0
<b>MT</b>	medium tone	+\$0
<b>WL</b>	warm stone (CP)	+\$0
<b>WN</b>	warm grey neutral	+\$0

Step 7. Cable Management Finish		
<b>UBK</b>	ultra black (CP)	+\$0
<b>8Q</b>	folkstone grey (CP)	+\$0
<b>HF</b>	inner tone light	+\$0
<b>LU</b>	soft white	+\$0
<b>MT</b>	medium tone	+\$0
<b>WL</b>	warm stone (CP)	+\$0
<b>WN</b>	warm grey neutral	+\$0



### Product Information

#### Description

This 14"-high panel attaches to the top of an Action Office Series 1 or Series 2 panel and to an adjacent panel or stacking panel and/or connector of equal or greater height. It has fabric surfaces. The panel can stack on another stacking fabric-covered panel. It cannot span 2 panels. The panel is UL listed and has a Class A fire-retardant rating.

The stacking fabric-covered panel cannot stack on top of:

- Cable management panel frame
- Door panel
- Open panel frame
- Stacking glass panel

#### Notes

For appropriate planning applications, see Action Office Series 2 Planning Guide Addendum.

To connect stacking panel to equal- or unequal-height panel or stacking panel, order 1 of the following products separately:

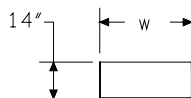
- Stacking 2-way connector (A1226. or A1227.), spacer (A1266.), 3-way connector (A1236. or A1237.), or 4-way connector (A1246.)
- Stacking L-connector for low/high panel (A1219.)
- Stacking L-connector for unequal heights or end of run (A1218.)
- Stacking T- or L-connector for equal heights (A1214. or A1217.)

To connect stacking panel to full-height spacer or connector, order stacking panel-to-connector attachment kit (A1293.) separately.

To finish exposed end of stacking panel, order appropriate finished end separately:

- Stacking change-of-height finished end (A1257.)
- Stacking finished end (A1276. or A8276.)

#### Dimensions



### Specification Information

#### Step 1.

#### A1126.14

#### Step 2. Width

24	24" wide
30	30" wide
36	36" wide
42	42" wide
48	48" wide

#### Prices for Steps 1-2.

A1126.14	24	\$441
	30	\$475
	36	\$500
	42	\$533
	48	\$564

#### Step 3. Trim/Top Cap Finish

UBK	ultra black (CP)	+\$0
8Q	folkstone grey (CP)	+\$0
HF	inner tone light	+\$0
LT	light tone	+\$0
LU	soft white	+\$0
MT	medium tone	+\$0
SG	slate grey	+\$0
WL	warm stone (CP)	+\$0
WN	warm grey neutral	+\$0

#### Step 4. Surface Finish Side 1

See application chart and textiles list for fabric usage and numbers. First 2 digits of number indicate fabric line; remaining digit(s) indicate fabric color.

Price Category 1	+\$0
Price Category 2	+\$6
Price Category 3	+\$10
Price Category 4	+\$20
Price Category 5	+\$77
Price Category D	+\$77



## Stacking Fabric-Covered Panel

*continued*

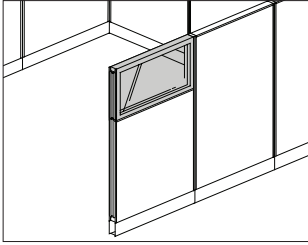
### Step 5. Surface Finish Side 2

*See application chart and textiles list for fabric usage and numbers. First 2 digits of number indicate fabric line; remaining digit(s) indicate fabric color.*

Price Category 1	+\$0
Price Category 2	+\$6
Price Category 3	+\$10
Price Category 4	+\$20
Price Category 5	+\$77
Price Category D	+\$77

# Stacking Glass Panel

A1169.



Action Office® Series 2 Walls

## Product Information

### Description

This panel attaches to the top of an Action Office Series 1 or Series 2 panel and to an adjacent panel or stacking panel and/or connector of equal or greater height. It has a painted frame with a glass insert. The stacking glass panel can stack on 1 stacking fabric-covered panel. It cannot span 2 panels.

The panel is UL listed.

The stacking glass panel cannot stack on top of:

- Cable management panel frame
- Door panel
- Open panel frame
- Stacking glass panel

### Notes

For appropriate planning applications, see Action Office Planning Guide

### Addendum.

To connect stacking panel to equal- or unequal-height panel or stacking panel, order 1 of the following products separately:

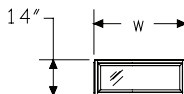
- Stacking 2-way connector (A1226. or A1227.), spacer (A1266.), 3-way connector (A1236. or A1237.), or 4-way connector (A1246.)
- Stacking L-connector for low/high panel (A1219.)
- Stacking L-connector for unequal heights or end of run (A1218.)
- Stacking T- or L-connector for equal heights (A1214. or A1217.)

To connect stacking panel to full-height spacer or connector, order stacking panel-to-connector attachment kit (A1293.) separately.

To finish exposed end of stacking panel, order appropriate finished end separately:

- Stacking change-of-height finished end (A1277.)
- Stacking finished end (A1276. or A8276.)

### Dimensions



## Specification Information

### Step 1.

**A1169.14**

### Step 2. Width

<b>24</b>	24" wide
<b>30</b>	30" wide
<b>36</b>	36" wide
<b>42</b>	42" wide
<b>48</b>	48" wide

### Prices for Steps 1-2.

<b>A1169.14</b>	<b>24</b>	\$1054
	<b>30</b>	\$1076
	<b>36</b>	\$1102
	<b>42</b>	\$1402
	<b>48</b>	\$1423

### Step 3. Frame/Trim/Top Cap Finish

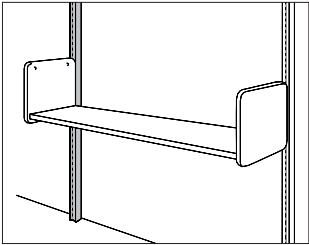
<b>UBK</b>	ultra black (CP)	+\$0
<b>8Q</b>	folkstone grey (CP)	+\$0
<b>HF</b>	inner tone light	+\$0
<b>LT</b>	light tone	+\$0
<b>LU</b>	soft white	+\$0
<b>MT</b>	medium tone	+\$0
<b>SG</b>	slate grey	+\$0
<b>WL</b>	warm stone (CP)	+\$0
<b>WN</b>	warm grey neutral	+\$0

### Step 4. Glass Finish

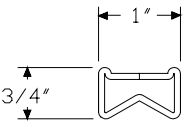
<b>TR</b>	clear	+\$0
<b>34</b>	opal glaze	+\$84

Wall Strip

AO213.



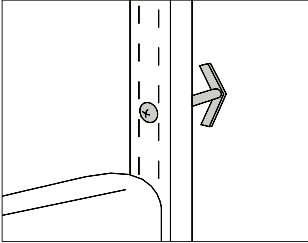
Product Information
Description
This wall strip attaches with wall fasteners to a structural wall to support hanging components. 2 wall strips are required to hang a component.
The 60"-high wall strip requires 8 fasteners; the 72"-high wall strip requires 9 fasteners; and the 84"-high wall strip requires 11 fasteners.
Notes
Order wall fasteners (X1192.) separately.
Dimensions



Specification Information
Step 1.
AO213.
Step 2. Height
60 60" high
72 72" high
84 84" high
Prices for Steps 1-2.
AO213. 60 \$100
72 \$110
84 \$114
Step 3. Surface Finish
UBK ultra black (CP) +\$0
8Q folkstone grey (CP) +\$0
HF inner tone light +\$0
LT light tone +\$0
LU soft white +\$0
MT medium tone +\$0
WL warm stone (CP) +\$0
WN warm grey neutral +\$0

Wall Fastener

X1192.



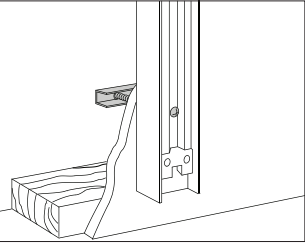
Action Office® Series 2 Walls

Product Information
Description
This black pan head fastener attaches a wall strip to a wall. Package contains 100.
Notes
Specify fastener based on wall construction:
• 1½"-long #10 pan head sheet metal screw (X1192.1) fastens into anchors in cement blocks, poured walls, and brick
• 3"-long #10 pan head sheet metal screw (X1192.2) fastens into studs or TC toggles in drywall
• 3"-long #10 pan head machine screw (X1192.3) fastens into toggle wall strip anchor (X1191.) or wing toggle in drywall.
For drywall applications using X1192.3 wall fasteners, toggle wall strip anchors (X1191.) or equivalent fasteners are recommended; order separately.

Specification Information
Step 1.
X1192.
Step 2. Size
1      no. 10, 1½" sheet metal screw
2      no. 10, 3" sheet metal screw
3      no. 10, 3" machine screw
Prices for Steps 1-2.
X1192. 1      \$52
2      \$52
3      \$89

Toggle Wall Strip Anchor

X1191.



Product Information

Description

This anchor provides extra support for a wall hanger strip. Package contains 100.

Notes

Recommended for use in all drywall installations. Use with wall fastener (X1192.3).

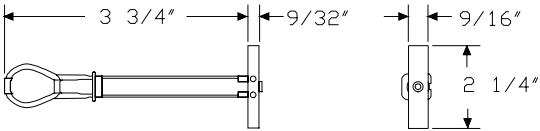
Dimensions

Specification Information

Step 1.

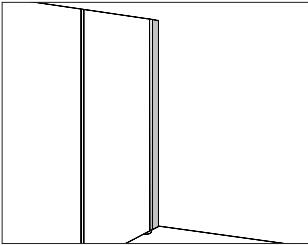
X1191.

\$581



Wall Start

AO210.



Product Information

Description

This assembly connects a panel to an architectural wall, column, or panel of equal height at a 90° angle.

Notes

For Action Office® Series 1 panels or Co/Struc® C-series panels, specify wall start height to match panel height.

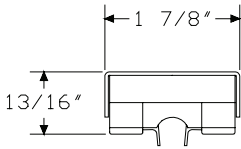
For Action Office Series 2 panels, specify wall start as follows:

- 32"-high panel, AO210.27
- 39"-high panel, AO210.34
- 47"-high panel, AO210.42
- 53"-high panel, AO210.48
- 62"-high panel, AO210.57
- 67"-high panel, AO210.62
- 85"-high panel, AO210.80

Wall start requires draw rod of equal height; order draw rod (AO215.) separately.

To fill gap between wall start used next to wall strip, order wall filler strip (AO212) separately.

Dimensions



Specification Information

Step 1.

AO210.

Step 2. Height

27	27" high
34	34" high
42	42" high
48	48" high
57	57" high
62	62" high
80	80" high

Prices for Steps 1-2.

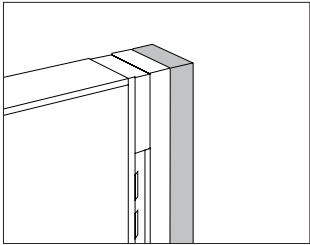
AO210. 27	\$118
34	\$127
42	\$127
48	\$127
57	\$133
62	\$133
80	\$145

Step 3. Surface Finish

UBK	ultra black (CP)	+\$0
8Q	folkstone grey (CP)	+\$0
HF	inner tone light	+\$0
LT	light tone	+\$0
LU	soft white	+\$0
MT	medium tone	+\$0
SG	slate grey <input type="checkbox"/> A	+\$0
WL	warm stone (CP)	+\$0
WN	warm grey neutral	+\$0

Wall Filler Strip

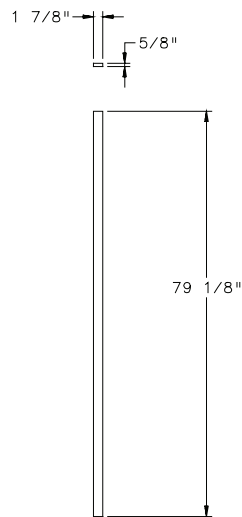
AO212.



Product Information
Description
This fiberboard filler strip fills the gap between a wall start used next to a wall strip. It is 79" long and can be field cut to the appropriate length. Finish is black. Package contains 4.
Dimensions

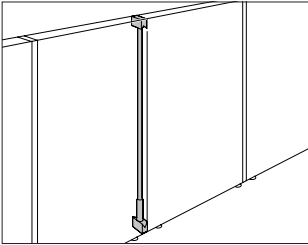
Specification Information
Step 1.
AO212.
\$294

Action Office® Series 2 Walls



Draw Rod

AO215.



Product Information

Description

This draw rod connects Action Office® Series 1 or 2 panels or Co/Struc® C-series panels of equal heights in a straight line.

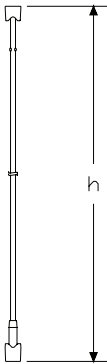
Notes

For Action Office Series 1 panels or Co/Struc C-series panels, specify draw rod height to match panel height.

For Action Office Series 2 panels, specify draw rod as follows:

- 32"-high panel, AO215.27
- 39"-high panel, AO215.34
- 47"-high panel, AO215.42
- 53"-high panel, AO215.48
- 62"-high panel, AO215.57
- 67"-high panel, AO215.62
- 85"-high panel, AO215.80

Dimensions



Specification Information

Step 1.

AO215.

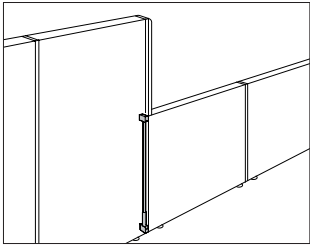
Step 2. Height

27	27" high
34	34" high
42	42" high
48	48" high
57	57" high
62	62" high
80	80" high

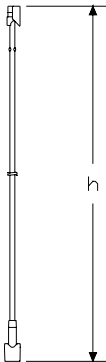
Prices for Steps 1-2.

AO215. 27	\$44
34	\$46
42	\$46
48	\$47
57	\$47
62	\$47
80	\$51





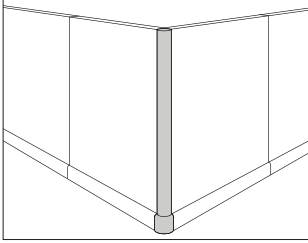
Product Information
Description
This draw rod connects Action Office® Series 1 or 2 panels or Co/Struc® C-series panels of unequal heights in a straight line.
Notes
Specify draw rod height to match height of lower panel.
For Action Office Series 2 panels, specify draw rod as follows:
• 32"-high panel, AO219.27
• 39"-high panel, AO219.34
• 47"-high panel, AO219.42
• 53"-high panel, AO219.48
• 62"-high panel, AO219.57
• 67"-high panel, AO219.62
For Co/Struc C-series panels, specify draw rod as follows:
• 48"-high panel, AO219.48
To finish exposed end of higher panel, order panel/panel change-of-height finished end (AO272.) separately.
Dimensions



Specification Information
Step 1.
AO219.
Step 2. Height
27 27" high
34 34" high
42 42" high
48 48" high
57 57" high
62 62" high
Prices for Steps 1-2.
AO219. 27 \$48
34 \$51
42 \$51
48 \$52
57 \$52
62 \$52

## 2-Way 90° Connector

A1220.



### Product Information

#### Description

This connector joins 2 panels of equal or unequal heights at a 90° angle. It has a cable management side cover and an enameled surface.

#### Notes

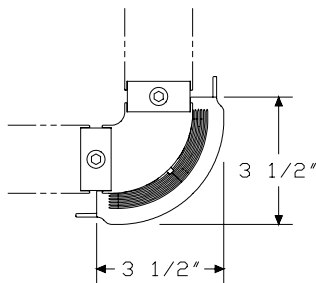
When connecting panels of unequal heights, specify connector height to match height of higher panel.

When using a 67"-high connector with a 62"-high panel, order connector through Herman Miller Options. 67"-high connectors do not allow for this 5" change-of-height application due to hole pattern locations.

To finish exposed end of connector, order change-of-height finished end, panel/connector (AO259.) separately.

When specifying panels with cable/energy barrier, order cable/energy barrier connector (A1381.1) separately.

#### Dimensions



### Specification Information

#### Step 1.

A1220.

#### Step 2. Height

32	32" high
39	39" high
47	47" high
53	53" high
62	62" high
67	67" high
85	85" high

#### Step 3. Surface Material

H	hard surfaced
---	---------------

#### Prices for Steps 1-3.

	H
A1220. 32	\$194
39	\$200
47	\$224
53	\$237
62	\$254
67	\$256
85	\$288

#### Step 4. Surface Finish

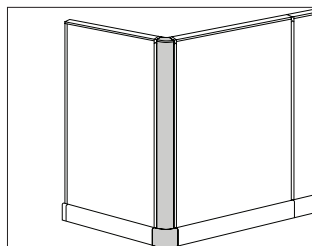
UBK	ultra black (CP)	+\$0
8Q	folkstone grey (CP)	+\$0
HF	inner tone light	+\$0
LT	light tone	+\$0
LU	soft white	+\$0
MT	medium tone	+\$0
SG	slate grey	+\$0
WL	warm stone (CP)	+\$0
WN	warm grey neutral	+\$0

#### Step 5. Cable Management Finish

UBK	ultra black (CP)	+\$0
8Q	folkstone grey (CP)	+\$0
HF	inner tone light	+\$0
LU	soft white	+\$0
MT	medium tone	+\$0
SG	slate grey	+\$0
WL	warm stone (CP)	+\$0
WN	warm grey neutral	+\$0

## 2-Way 120° Connector

A1221.



### Product Information

#### Description

This connector joins 2 panels of equal or unequal heights at a 120° angle. It has a cable management side cover and an enameled or fabric surface.

#### Notes

When connecting panels of unequal heights, specify connector height to match height of higher panel.

To finish exposed end of connector, order change-of-height finished end, panel/connector (AO259.) separately.

Fabric-covered connector accepts Customer's Own Material (COM). Yardage is estimated for nondirectional fabrics and for 1 to 5 units.

#### Height—Yardage

32"—1

39"—1¼

47"—1⅓

53"—1½

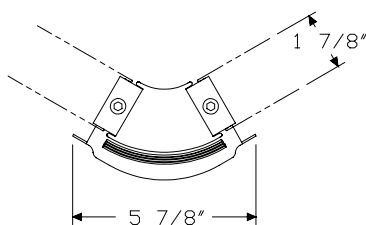
62"—2

67"—2

85"—1½

For information on larger quantities or directional fabrics, contact COM Department. See Order Information in Appendices.

### Dimensions



### Specification Information

#### Step 1.

A1221.

#### Step 2. Height

32	32" high
39	39" high
47	47" high
53	53" high
62	62" high
67	67" high
85	85" high

#### Step 3. Surface Material

H	hard surfaced
F	fabric covered

#### Prices for Steps 1-3.

	H	F
A1221. 32	\$328	382
39	\$339	395
47	\$363	422
53	\$385	445
62	\$406	460
67	\$422	476
85	\$472	524

#### Step 4.

#### Surface Finish

##### For hard surfaced (H)

UBK	ultra black (CP)	+\$0
8Q	folkstone grey (CP)	+\$0
HF	inner tone light	+\$0
LT	light tone	+\$0
LU	soft white	+\$0
MT	medium tone	+\$0
SG	slate grey	+\$0
WL	warm stone (CP)	+\$0
WN	warm grey neutral	+\$0

## Trim/Top Cap Finish

*For fabric covered (F)*

<b>UBK</b>	ultra black (CP)	+\$0
<b>8Q</b>	folkstone grey (CP)	+\$0
<b>HF</b>	inner tone light	+\$0
<b>LT</b>	light tone	+\$0
<b>LU</b>	soft white	+\$0
<b>MT</b>	medium tone	+\$0
<b>SG</b>	slate grey	+\$0
<b>WL</b>	warm stone (CP)	+\$0
<b>WN</b>	warm grey neutral	+\$0

## Step 5. Cable Management Finish

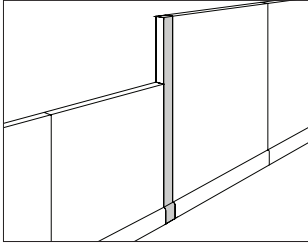
<b>UBK</b>	ultra black (CP)	+\$0
<b>8Q</b>	folkstone grey (CP)	+\$0
<b>HF</b>	inner tone light	+\$0
<b>LU</b>	soft white	+\$0
<b>MT</b>	medium tone	+\$0
<b>SG</b>	slate grey	+\$0
<b>WL</b>	warm stone (CP)	+\$0
<b>WN</b>	warm grey neutral	+\$0

## Step 6. Surface Finish

*For fabric covered (F)*

*See application chart and textiles list for fabric usage and numbers. First 2 digits of number indicate fabric line; remaining digit(s) indicate fabric color.*

Price Category 1	+\$0
Price Category 2	+\$20
Price Category 3	+\$26
Price Category 5	+\$74
Price Category D	+\$61



### Product Information

#### Description

This spacer joins 2 panels of equal or unequal heights in a straight line and also compensates for dimensional gain in a panel run. It has 2 cable management side covers and enameled or fabric surfaces.

#### Notes

When connecting panels of unequal heights, specify spacer height to match height of higher panel.

When using a 67"-high connector with a 62"-high panel, order connector through Herman Miller Options. 67"-high connectors do not allow for this 5" change-of-height application due to hole pattern locations.

To finish exposed end of spacer, order change-of-height finished end, panel/connector (AO259.) separately.

When specifying panels with cable/energy barrier, order cable/energy barrier connector (A1381.2) separately.

Fabric-covered spacer accepts Customer's Own Material (COM). Yardage is estimated for nondirectional fabrics and for 1 to 5 units.

#### Height—Yardage

32"—1

39"—1 ¼

47"—1 ⅓

53"—1 ½

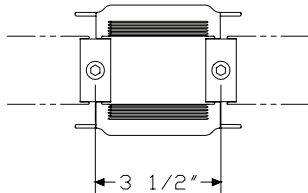
62"—2

67"—2

85"—2 ½

For information on larger quantities or directional fabrics, contact COM Department. See Order Information in Appendices.

### Dimensions



### Specification Information

#### Step 1.

**A1260.**

#### Step 2. Height

<b>32</b>	32" high
<b>39</b>	39" high
<b>47</b>	47" high
<b>53</b>	53" high
<b>62</b>	62" high
<b>67</b>	67" high
<b>85</b>	85" high

#### Step 3. Surface Material

<b>H</b>	hard surfaced
<b>F</b>	fabric

#### Prices for Steps 1-3.

		<b>H</b>	<b>F</b>
<b>A1260.</b>	<b>32</b>	\$246	313
	<b>39</b>	\$254	327
	<b>47</b>	\$263	356
	<b>53</b>	\$277	373
	<b>62</b>	\$307	384
	<b>67</b>	\$310	387
	<b>85</b>	\$341	444

#### Step 4.

#### Surface Finish

##### For hard surfaced (H)

<b>UBK</b>	ultra black (CP)	+\$0
<b>8Q</b>	folkstone grey (CP)	+\$0
<b>HF</b>	inner tone light	+\$0
<b>LT</b>	light tone	+\$0
<b>LU</b>	soft white	+\$0
<b>MT</b>	medium tone	+\$0
<b>SG</b>	slate grey	+\$0
<b>WL</b>	warm stone (CP)	+\$0
<b>WN</b>	warm grey neutral	+\$0

## Trim/Top Cap Finish

## For fabric (F)

<b>UBK</b>	ultra black (CP)	+\$0
<b>8Q</b>	folkstone grey (CP)	+\$0
<b>HF</b>	inner tone light	+\$0
<b>LT</b>	light tone	+\$0
<b>LU</b>	soft white	+\$0
<b>MT</b>	medium tone	+\$0
<b>SG</b>	slate grey	+\$0
<b>WL</b>	warm stone (CP)	+\$0
<b>WN</b>	warm grey neutral	+\$0

## Step 5. Cable Management Finish

<b>UBK</b>	ultra black (CP)	+\$0
<b>8Q</b>	folkstone grey (CP)	+\$0
<b>HF</b>	inner tone light	+\$0
<b>LU</b>	soft white	+\$0
<b>MT</b>	medium tone	+\$0
<b>SG</b>	slate grey	+\$0
<b>WL</b>	warm stone (CP)	+\$0
<b>WN</b>	warm grey neutral	+\$0

## Step 6. Surface Finish

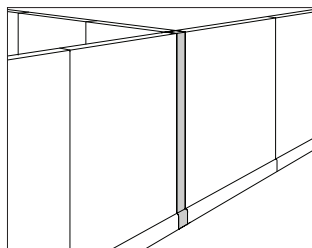
## For fabric (F)

See application chart and textiles list for fabric usage and numbers. First 2 digits of number indicate fabric line; remaining digit(s) indicate fabric color.

Price Category 1	+\$0
Price Category 2	+\$20
Price Category 3	+\$26
Price Category 5	+\$74
Price Category D	+\$61

## 3-Way 90° Connector

A1230.



### Product Information

#### Description

This connector joins 3 panels of equal or unequal heights at 90° angles. It has a cable management side cover and an enameled surface.

#### Notes

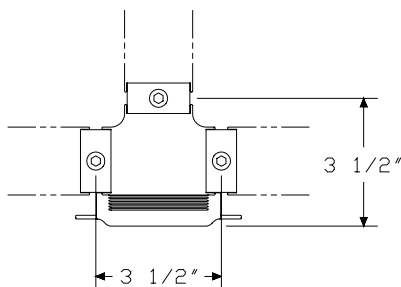
When connecting panels of unequal heights, specify connector height to match height of highest panel.

When using a 67"-high connector with a 62"-high panel, order connector through Herman Miller Options. 67"-high connectors do not allow for this 5" change-of-height application due to hole pattern locations.

To finish exposed end of connector, order change-of-height finished end, panel/connector (AO259.) separately.

When specifying panels with cable/energy barrier, order cable/energy barrier connector (A1381.3) separately.

#### Dimensions



### Specification Information

#### Step 1.

**A1230.**

#### Step 2. Height

<b>32</b>	32" high
<b>39</b>	39" high
<b>47</b>	47" high
<b>53</b>	53" high
<b>62</b>	62" high
<b>67</b>	67" high
<b>85</b>	85" high

#### Step 3. Surface Material

<b>H</b>	hard surfaced
----------	---------------

#### Prices for Steps 1-3.

	<b>H</b>
<b>A1230. 32</b>	\$331
<b>39</b>	\$346
<b>47</b>	\$363
<b>53</b>	\$392
<b>62</b>	\$420
<b>67</b>	\$423
<b>85</b>	\$479

#### Step 4. Surface Finish

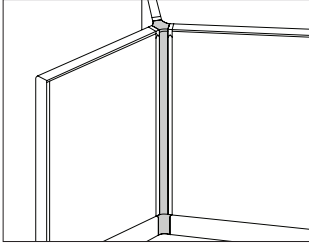
<b>UBK</b>	ultra black (CP)	+\$0
<b>8Q</b>	folkstone grey (CP)	+\$0
<b>HF</b>	inner tone light	+\$0
<b>LT</b>	light tone	+\$0
<b>LU</b>	soft white	+\$0
<b>MT</b>	medium tone	+\$0
<b>SG</b>	slate grey	+\$0
<b>WL</b>	warm stone (CP)	+\$0
<b>WN</b>	warm grey neutral	+\$0

#### Step 5. Cable Management Finish

<b>UBK</b>	ultra black (CP)	+\$0
<b>8Q</b>	folkstone grey (CP)	+\$0
<b>HF</b>	inner tone light	+\$0
<b>LU</b>	soft white	+\$0
<b>MT</b>	medium tone	+\$0
<b>SG</b>	slate grey	+\$0
<b>WL</b>	warm stone (CP)	+\$0
<b>WN</b>	warm grey neutral	+\$0

## 3-Way 120° Connector

A1231.



### Product Information

#### Description

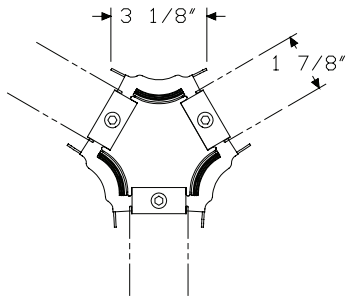
This connector joins 3 panels of equal or unequal heights at 120° angles. It has a cable management side cover and an enameled surface.

#### Notes

When connecting panels of unequal heights, specify connector height to match height of highest panel.

To finish exposed end of connector, order change-of-height finished end, panel/connector (AO259.) separately.

#### Dimensions



### Specification Information

#### Step 1.

A1231.

#### Step 2. Height

32	32" high
39	39" high
47	47" high
53	53" high
62	62" high
67	67" high
85	85" high

#### Prices for Steps 1-2.

A1231.	32	\$480
	39	\$503
	47	\$551
	53	\$586
	62	\$619
	67	\$649
	85	\$733

#### Step 3. Surface Finish

UBK	ultra black (CP)	+\$0
8Q	folkstone grey (CP)	+\$0
HF	inner tone light	+\$0
LT	light tone	+\$0
LU	soft white	+\$0
MT	medium tone	+\$0
SG	slate grey	+\$0
WL	warm stone (CP)	+\$0
WN	warm grey neutral	+\$0

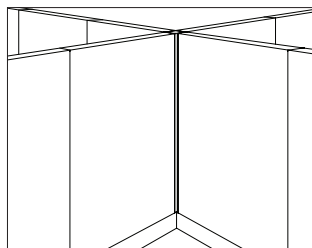
#### Step 4. Cable Management Finish

UBK	ultra black (CP)	+\$0
8Q	folkstone grey (CP)	+\$0
HF	inner tone light	+\$0
LU	soft white	+\$0
MT	medium tone	+\$0
SG	slate grey	+\$0
WL	warm stone (CP)	+\$0
WN	warm grey neutral	+\$0



## 4-Way 90° Connector

A1240.



### Product Information

#### Description

This connector joins 4 panels of equal or unequal heights at 90° angles and has an enameled surface. It does not require a cable management side cover.

#### Notes

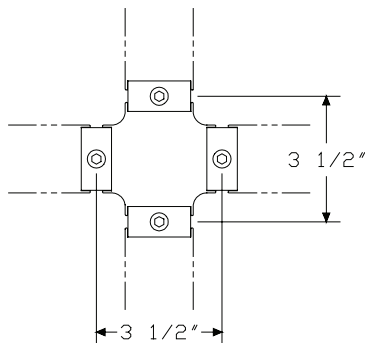
When connecting panels of unequal heights, specify connector height to match height of highest panel.

When using a 67"-high connector with a 62"-high panel, order connector through Herman Miller Options. 67"-high connectors do not allow for this 5" change-of-height application due to hole pattern locations.

To finish exposed end of connector, order change-of-height finished end, panel/connector (AO259.) separately.

When specifying panels with cable/energy barrier, order cable/energy barrier connector (A1381.4) separately.

#### Dimensions



### Specification Information

#### Step 1.

A1240.

#### Step 2. Height

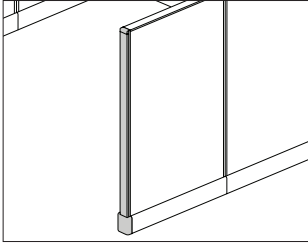
32H	32" high
39H	39" high
47H	47" high
53H	53" high
62H	62" high
67H	67" high
85H	85" high

#### Prices for Steps 1-2.

A1240. 32H	\$411
39H	\$424
47H	\$455
53H	\$492
62H	\$539
67H	\$544
85H	\$607

#### Step 3. Top Cap Finish

UBK	ultra black (CP)	+\$0
8Q	folkstone grey (CP)	+\$0
HF	inner tone light	+\$0
LT	light tone	+\$0
LU	soft white	+\$0
MT	medium tone	+\$0
SG	slate grey	+\$0
WL	warm stone (CP)	+\$0
WN	warm grey neutral	+\$0



### Product Information

#### Description

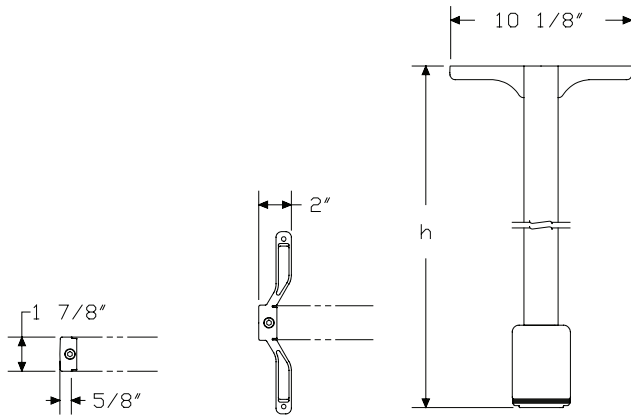
This cover finishes the exposed end of a panel and includes a cable management end cover.

The standard finished end is plastic with a vinyl surface; the finished end with transaction surface end support is metal with an enameled surface.

#### Notes

To support transaction surface and to finish exposed end of panel, specify finished end with transaction surface end support.

#### Dimensions



Standard

With Transaction  
Surface End Support

### Specification Information

#### Step 1.

A1271.

#### Step 2. Height

32	32" high
39	39" high
47	47" high
53	53" high
62	62" high
67	67" high
85	85" high

#### Step 3. Configuration

H	standard
T	with transaction surface end support

#### Prices for Steps 1-3.

		H	T
A1271.	32	\$94	164
	39	\$99	167
	47	\$102	177
	53	\$107	186
	62	\$111	192
	67	\$111	192
	85	\$118	196

#### Step 4. Surface Finish

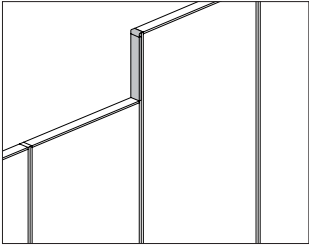
UBK	ultra black (CP)	+\$0
8Q	folkstone grey (CP)	+\$0
HF	inner tone light	+\$0
LT	light tone	+\$0
LU	soft white	+\$0
MT	medium tone	+\$0
SG	slate grey	+\$0
WL	warm stone (CP)	+\$0
WN	warm grey neutral	+\$0

#### Step 5. Cable Management Finish

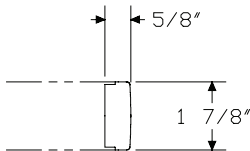
UBK	ultra black (CP)	+\$0
8Q	folkstone grey (CP)	+\$0
HF	inner tone light	+\$0
LU	soft white	+\$0
MT	medium tone	+\$0
SG	slate grey	+\$0
WL	warm stone (CP)	+\$0
WN	warm grey neutral	+\$0

Finished End, Change of Height,  
Panel/Panel

AO272.



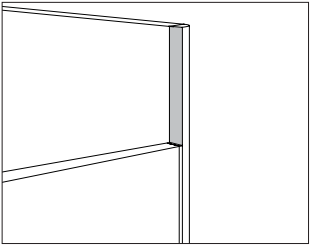
Product Information
Description
This cover finishes the exposed end of a panel that joins panels of unequal heights. It is 32" long but can be field cut to the appropriate length.
Notes
For Action Office® Series 1 and Series 2 applications, the maximum change of height is 28".
Dimensions



Specification Information		
Step 1.		
AO272.		\$53
Step 2. Surface Finish		
UBK	ultra black (CP)	+\$0
8Q	folkstone grey (CP)	+\$0
HF	inner tone light	+\$0
LT	light tone	+\$0
LU	soft white	+\$0
MT	medium tone	+\$0
SG	slate grey <input type="text" value="A"/>	+\$0
WL	warm stone (CP)	+\$0
WN	warm grey neutral	+\$0

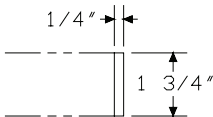
Finished End, Change of Height,  
Panel/Connector

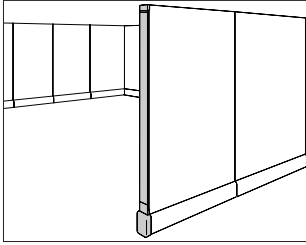
AO259.



Product Information
Description
This cover finishes the exposed end of a connector that joins panels of unequal heights.
Notes
For Action Office® Series 1 and Series 2 applications, the maximum change of height is 28".
Dimensions

Specification Information
Step 1.
AO259.
\$51
Step 2. Surface Finish
UBK ultra black (CP)
8Q folkstone grey (CP)
HF inner tone light
LT light tone
LU soft white
MT medium tone
SG slate grey <span>A</span>
WL warm stone (CP)
WN warm grey neutral





### Product Information

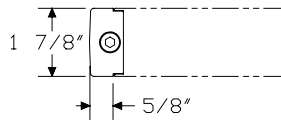
#### Description

This seismic cover finishes the exposed end of a panel. It has a draw block that accepts a seismic bracket to meet the state of California seismic codes, and includes a cable management end cover.

#### Notes

Order floor anchor bracket, Action Office Series 2 (CO485.) separately.

#### Dimensions



### Specification Information

#### Step 1.

**A1250.**

#### Step 2. Height

<b>39S</b>	39" high
<b>47S</b>	47" high
<b>53S</b>	53" high
<b>62S</b>	62" high
<b>67S</b>	67" high
<b>85S</b>	85" high

#### Prices for Steps 1-2.

<b>A1250. 39S</b>	\$183
<b>47S</b>	\$195
<b>53S</b>	\$199
<b>62S</b>	\$206
<b>67S</b>	\$206
<b>85S</b>	\$215

#### Step 3. Surface Finish

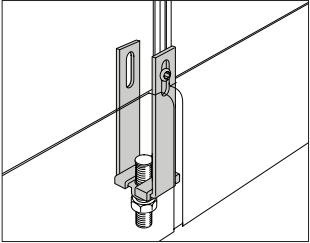
<b>HF</b>	inner tone light	+\$0
<b>LT</b>	light tone	+\$0
<b>LU</b>	soft white	+\$0
<b>MT</b>	medium tone	+\$0
<b>WL</b>	warm stone (CP)	+\$0
<b>WN</b>	warm grey neutral	+\$0

#### Step 4. Cable Management Finish

<b>HF</b>	inner tone light	+\$0
<b>LU</b>	soft white	+\$0
<b>MT</b>	medium tone	+\$0
<b>WL</b>	warm stone (CP)	+\$0
<b>WN</b>	warm grey neutral	+\$0

Floor Anchor Bracket, Action Office® Series 2

CO485



Product Information

Description

This bracket fastens both sides of an Action Office® Series 2 panel to the floor and is designed for use in areas requiring seismic components. Package contains 10.

Notes

Order the following products separately:

- Draw rod (CO215.)
- Floor anchor adapter kit (CO552.)
- Seismic finished end (A1250.)

Customer must supply required concrete anchors.

Specification Information

Step 1.

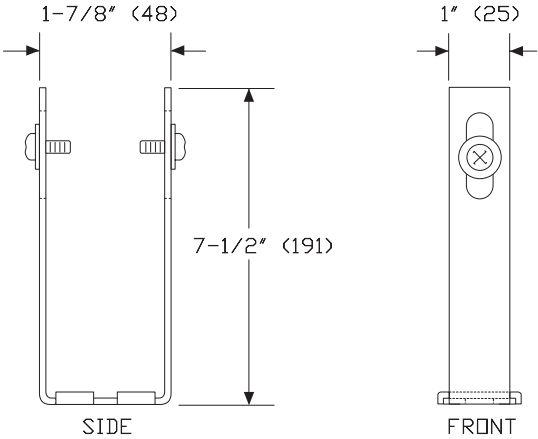
CO485

\$1193

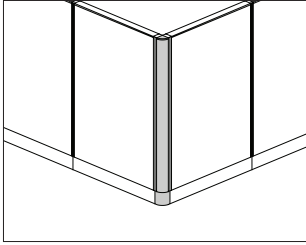
Step 2. Finish

HF	inner tone light	+\$0
LT	light tone	+\$0
LU	soft white	+\$0
WN	warm grey neutral	+\$0

Dimensions



Action Office® Series 2 Walls



### Product Information

#### Description

This connector joins 2 panels of equal or unequal heights at a 90° angle. It has a cable management side cover and an enameled or fabric surface.

#### Notes

When connecting panels of unequal heights, specify connector height to match height of higher panel.

When using a 67"-high connector with a 62"-high panel, order connector through Herman Miller Options. 67"-high connectors do not allow for this 5" change-of-height application due to hole pattern locations.

To finish exposed end of connector, order change-of-height finished end, panel/connector (AO259.) separately.

Fabric-covered connector accepts Customer's Own Material (COM). Yardage is estimated for nondirectional fabrics and for 1 to 5 units.

#### Height—Yardage

32"—1

39"—1¼

47"—1⅓

53"—1½

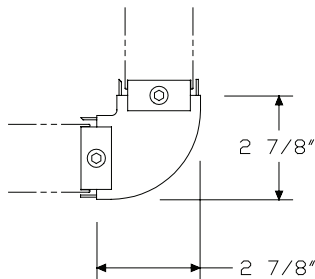
62"—2

67"—2

85"—2½

For information on larger quantities or directional fabrics, contact COM Department. See Order Information in Appendices.

### Dimensions



### Specification Information

#### Step 1.

**A8220.**

#### Step 2. Height

<b>32</b>	32" high
<b>39</b>	39" high
<b>47</b>	47" high
<b>53</b>	53" high
<b>62</b>	62" high
<b>67</b>	67" high
<b>85</b>	85" high

#### Step 3. Surface Material

<b>H</b>	hard surfaced
<b>F</b>	fabric

#### Prices for Steps 1-3.

		<b>H</b>	<b>F</b>
<b>A8220.</b>	<b>32</b>	\$200	277
	<b>39</b>	\$209	286
	<b>47</b>	\$231	308
	<b>53</b>	\$244	332
	<b>62</b>	\$259	338
	<b>67</b>	\$263	342
	<b>85</b>	\$300	389

#### Step 4.

#### Surface Finish

##### For hard surfaced (H)

<b>UBK</b>	ultra black (CP)	+\$0
<b>8Q</b>	folkstone grey (CP)	+\$0
<b>HF</b>	inner tone light	+\$0
<b>LT</b>	light tone	+\$0
<b>LU</b>	soft white	+\$0
<b>MT</b>	medium tone	+\$0
<b>WL</b>	warm stone (CP)	+\$0
<b>WN</b>	warm grey neutral	+\$0

## 2-Way 90° Connector, Thin Base

*continued*

Action Office® Series 2 Walls

### Trim/Top Cap Finish

*For fabric (F)*

<b>UBK</b>	ultra black (CP)	+\$0
<b>8Q</b>	folkstone grey (CP)	+\$0
<b>HF</b>	inner tone light	+\$0
<b>LT</b>	light tone	+\$0
<b>LU</b>	soft white	+\$0
<b>MT</b>	medium tone	+\$0
<b>WL</b>	warm stone (CP)	+\$0
<b>WN</b>	warm grey neutral	+\$0

### Step 5. Cable Management Finish

<b>UBK</b>	ultra black (CP)	+\$0
<b>8Q</b>	folkstone grey (CP)	+\$0
<b>HF</b>	inner tone light	+\$0
<b>LU</b>	soft white	+\$0
<b>MT</b>	medium tone	+\$0
<b>WL</b>	warm stone (CP)	+\$0
<b>WN</b>	warm grey neutral	+\$0

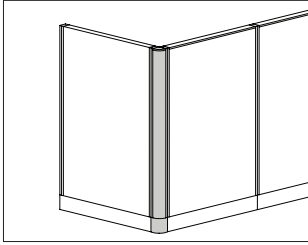
### Step 6. Surface Finish

*For fabric (F)*

*See application chart and textiles list for fabric usage and numbers. First 2 digits of number indicate fabric line; remaining digit(s) indicate fabric color.*

Price Category 1	+\$0
Price Category 2	+\$20
Price Category 3	+\$26
Price Category 5	+\$74
Price Category D	+\$61





### Product Information

#### Description

This connector joins 2 panels of equal or unequal heights at a 120° angle. It has a cable management side cover and an enameled or fabric surface.

#### Notes

When connecting panels of unequal heights, specify connector height to match height of higher panel.

To finish exposed end of connector, order change-of-height finished end, panel/connector (AO259.) separately.

Fabric-covered connector accepts Customer's Own Material (COM). Yardage is estimated for nondirectional fabrics and for 1 to 5 units.

#### Height—Yardage

32"—1

39"—1¼

47"—1⅓

53"—1½

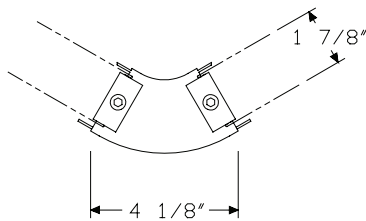
62"—2

67"—2

85"—2½

For information on larger quantities or directional fabrics, contact COM Department. See Order Information in Appendices.

#### Dimensions



### Specification Information

#### Step 1.

**A8221.**

#### Step 2. Height

<b>32</b>	32" high
<b>39</b>	39" high
<b>47</b>	47" high
<b>53</b>	53" high
<b>62</b>	62" high
<b>67</b>	67" high
<b>85</b>	85" high

#### Step 3. Surface Material

<b>H</b>	hard surfaced
<b>F</b>	fabric covered

#### Prices for Steps 1-3.

		<b>H</b>	<b>F</b>
<b>A8221.</b>	<b>32</b>	\$331	402
	<b>39</b>	\$346	412
	<b>47</b>	\$370	445
	<b>53</b>	\$392	464
	<b>62</b>	\$411	482
	<b>67</b>	\$427	498
	<b>85</b>	\$477	551

#### Step 4.

#### Surface Finish

##### For hard surfaced (H)

<b>UBK</b>	ultra black (CP)	+\$0
<b>8Q</b>	folkstone grey (CP)	+\$0
<b>HF</b>	inner tone light	+\$0
<b>LT</b>	light tone	+\$0
<b>LU</b>	soft white	+\$0
<b>MT</b>	medium tone	+\$0
<b>WL</b>	warm stone (CP)	+\$0
<b>WN</b>	warm grey neutral	+\$0

## 2-Way 120° Connector, Thin Base

*continued*

Action Office® Series 2 Walls

### Trim/Top Cap Finish

#### *For fabric covered (F)*

<b>UBK</b>	ultra black (CP)	+\$0
<b>8Q</b>	folkstone grey (CP)	+\$0
<b>HF</b>	inner tone light	+\$0
<b>LT</b>	light tone	+\$0
<b>LU</b>	soft white	+\$0
<b>MT</b>	medium tone	+\$0
<b>WL</b>	warm stone (CP)	+\$0
<b>WN</b>	warm grey neutral	+\$0

### Step 5. Cable Management Finish

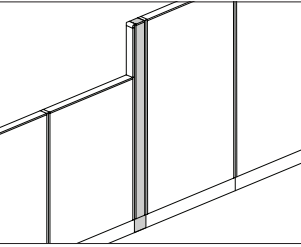
<b>UBK</b>	ultra black (CP)	+\$0
<b>8Q</b>	folkstone grey (CP)	+\$0
<b>HF</b>	inner tone light	+\$0
<b>LU</b>	soft white	+\$0
<b>MT</b>	medium tone	+\$0
<b>WL</b>	warm stone (CP)	+\$0
<b>WN</b>	warm grey neutral	+\$0

### Step 6. Surface Finish

#### *For fabric covered (F)*

*See application chart and textiles list for fabric usage and numbers. First 2 digits of number indicate fabric line; remaining digit(s) indicate fabric color.*

Price Category 1	+\$0
Price Category 2	+\$20
Price Category 3	+\$26
Price Category 5	+\$74
Price Category D	+\$61



#### Product Information

##### Description

This spacer joins 2 panels of equal or unequal heights in a straight line and compensates for dimensional gain in a panel run. It has 2 cable management side covers and enameled or fabric surfaces.

##### Notes

When connecting panels of unequal heights, specify spacer height to match height of higher panel.

When using a 67"-high spacer with a 62"-high panel, order connector through Herman Miller Options. 67"-high spacers do not allow for this 5" change-of-height application due to hole pattern locations.

To finish exposed end of spacer, order change-of-height finished end, panel/connector (AO259.) separately.

To route power through spacer, order thin base power harness extender (A8342.) separately.

Fabric-covered spacer accepts Customer's Own Material (COM). Yardage is estimated for nondirectional fabrics and for 1 to 5 units.

##### Height—Yardage

32"—1

39"—1 1/4

47"—1 1/3

53"—1 1/2

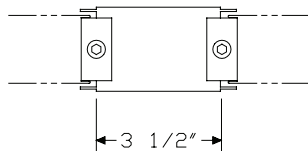
62"—2

67"—2

85"—2 1/2

For information on larger quantities or directional fabrics, contact COM Department. See Order Information in Appendices.

##### Dimensions



#### Specification Information

##### Step 1.

**A8260.**

##### Step 2. Height

<b>32</b>	32" high
<b>39</b>	39" high
<b>47</b>	47" high
<b>53</b>	53" high
<b>62</b>	62" high
<b>67</b>	67" high
<b>85</b>	85" high

##### Step 3. Surface Material

<b>H</b>	hard surfaced
<b>F</b>	fabric

##### Prices for Steps 1-3.

		<b>H</b>	<b>F</b>
<b>A8260.</b>	<b>32</b>	\$245	324
	<b>39</b>	\$251	334
	<b>47</b>	\$262	365
	<b>53</b>	\$277	383
	<b>62</b>	\$307	392
	<b>67</b>	\$312	396
	<b>85</b>	\$341	457

##### Step 4.

##### Surface Finish

##### For hard surfaced (H)

<b>UBK</b>	ultra black (CP)	+\$0
<b>8Q</b>	folkstone grey (CP)	+\$0
<b>HF</b>	inner tone light	+\$0
<b>LT</b>	light tone	+\$0
<b>LU</b>	soft white	+\$0
<b>MT</b>	medium tone	+\$0
<b>WL</b>	warm stone (CP)	+\$0
<b>WN</b>	warm grey neutral	+\$0

## Trim/Top Cap Finish

## For fabric (F)

<b>UBK</b>	ultra black (CP)	+\$0
<b>8Q</b>	folkstone grey (CP)	+\$0
<b>HF</b>	inner tone light	+\$0
<b>LT</b>	light tone	+\$0
<b>LU</b>	soft white	+\$0
<b>MT</b>	medium tone	+\$0
<b>WL</b>	warm stone (CP)	+\$0
<b>WN</b>	warm grey neutral	+\$0

## Step 5. Cable Management Finish

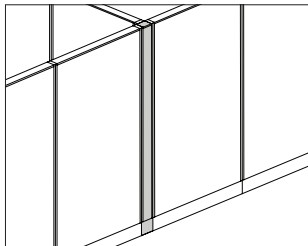
<b>UBK</b>	ultra black (CP)	+\$0
<b>8Q</b>	folkstone grey (CP)	+\$0
<b>HF</b>	inner tone light	+\$0
<b>LU</b>	soft white	+\$0
<b>MT</b>	medium tone	+\$0
<b>WL</b>	warm stone (CP)	+\$0
<b>WN</b>	warm grey neutral	+\$0

## Step 6. Surface Finish

## For fabric (F)

See application chart and textiles list for fabric usage and numbers. First 2 digits of number indicate fabric line; remaining digit(s) indicate fabric color.

Price Category 1	+\$0
Price Category 2	+\$20
Price Category 3	+\$26
Price Category 5	+\$74
Price Category D	+\$61



### Product Information

#### Description

This connector joins 3 panels of equal or unequal heights at 90° angles. It has a cable management side cover and an enameled or fabric surface.

#### Notes

When connecting panels of unequal heights, specify connector height to match height of highest panel.

When using a 67"-high connector with a 62"-high panel, order connector through Herman Miller Options. 67"-high connectors do not allow for this 5" change-of-height application due to hole pattern locations.

To finish exposed end of connector, order change-of-height finished end, panel/connector (AO259.) separately.

To route power through connector in a straight line, order thin base power harness extender (A8342.) separately.

Fabric-covered connector accepts Customer's Own Material (COM). Yardage is estimated for nondirectional fabrics and for 1 to 5 units.

#### Height—Yardage

32"—1

39"—1 ¼

47"—1 ⅓

53"—1 ½

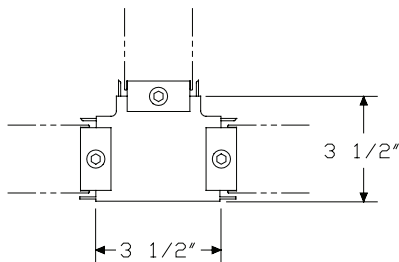
62"—2

67"—2

85"—2 ½

For information on larger quantities or directional fabrics, contact COM Department. See Order Information in Appendices.

### Dimensions



### Specification Information

#### Step 1.

**A8230.**

#### Step 2. Height

<b>32</b>	32" high
<b>39</b>	39" high
<b>47</b>	47" high
<b>53</b>	53" high
<b>62</b>	62" high
<b>67</b>	67" high
<b>85</b>	85" high

#### Step 3. Surface Material

<b>H</b>	hard surfaced
<b>F</b>	fabric

#### Prices for Steps 1-3.

		<b>H</b>	<b>F</b>
<b>A8230.</b>	<b>32</b>	\$332	415
	<b>39</b>	\$347	434
	<b>47</b>	\$367	467
	<b>53</b>	\$393	487
	<b>62</b>	\$422	498
	<b>67</b>	\$424	501
	<b>85</b>	\$482	577

#### Step 4.

#### Surface Finish

##### For hard surfaced (H)

<b>UBK</b>	ultra black (CP)	+\$0
<b>8Q</b>	folkstone grey (CP)	+\$0
<b>HF</b>	inner tone light	+\$0
<b>LT</b>	light tone	+\$0
<b>LU</b>	soft white	+\$0
<b>MT</b>	medium tone	+\$0
<b>WL</b>	warm stone (CP)	+\$0
<b>WN</b>	warm grey neutral	+\$0

## 3-Way 90° Connector, Thin Base

*continued*

Action Office® Series 2 Walls

### Trim/Top Cap Finish

*For fabric (F)*

<b>UBK</b>	ultra black (CP)	+\$0
<b>8Q</b>	folkstone grey (CP)	+\$0
<b>HF</b>	inner tone light	+\$0
<b>LT</b>	light tone	+\$0
<b>LU</b>	soft white	+\$0
<b>MT</b>	medium tone	+\$0
<b>WL</b>	warm stone (CP)	+\$0
<b>WN</b>	warm grey neutral	+\$0

### Step 5. Cable Management Finish

<b>UBK</b>	ultra black (CP)	+\$0
<b>8Q</b>	folkstone grey (CP)	+\$0
<b>HF</b>	inner tone light	+\$0
<b>LU</b>	soft white	+\$0
<b>MT</b>	medium tone	+\$0
<b>WL</b>	warm stone (CP)	+\$0
<b>WN</b>	warm grey neutral	+\$0

### Step 6. Surface Finish

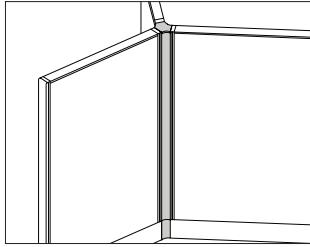
*For fabric (F)*

*See application chart and textiles list for fabric usage and numbers. First 2 digits of number indicate fabric line; remaining digit(s) indicate fabric color.*

Price Category 1	+\$0
Price Category 2	+\$20
Price Category 3	+\$26
Price Category 5	+\$74
Price Category D	+\$61

# 3-Way 120° Connector, Thin Base

A8231.



## Product Information

### Description

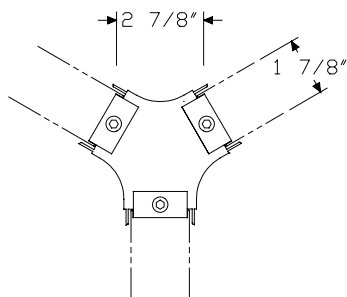
This connector joins 3 panels of equal or unequal heights at 120° angles. It has a cable management side cover and an enameled surface.

### Notes

When connecting panels of unequal heights, specify connector height to match height of highest panel.

To finish exposed end of connector, order change-of-height finished end, panel/connector (AO259.) separately.

### Dimensions



## Specification Information

### Step 1.

**A8231.**

### Step 2. Height

<b>32</b>	32" high
<b>39</b>	39" high
<b>47</b>	47" high
<b>53</b>	53" high
<b>62</b>	62" high
<b>67</b>	67" high
<b>85</b>	85" high

### Prices for Steps 1-2.

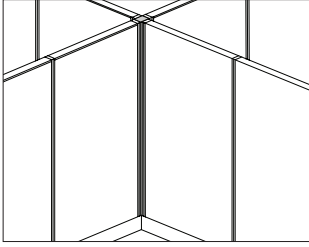
<b>A8231. 32</b>	\$458
<b>39</b>	\$482
<b>47</b>	\$522
<b>53</b>	\$557
<b>62</b>	\$588
<b>67</b>	\$619
<b>85</b>	\$696

### Step 3. Surface Finish

<b>UBK</b>	ultra black (CP)	+\$0
<b>8Q</b>	folkstone grey (CP)	+\$0
<b>HF</b>	inner tone light	+\$0
<b>LT</b>	light tone	+\$0
<b>LU</b>	soft white	+\$0
<b>MT</b>	medium tone	+\$0
<b>WL</b>	warm stone (CP)	+\$0
<b>WN</b>	warm grey neutral	+\$0

### Step 4. Cable Management Finish

<b>UBK</b>	ultra black (CP)	+\$0
<b>8Q</b>	folkstone grey (CP)	+\$0
<b>HF</b>	inner tone light	+\$0
<b>LU</b>	soft white	+\$0
<b>MT</b>	medium tone	+\$0
<b>WL</b>	warm stone (CP)	+\$0
<b>WN</b>	warm grey neutral	+\$0



### Product Information

#### Description

This connector joins 4 panels of equal or unequal heights at 90° angles and has an enameled surface. It does not require a cable management side cover.

#### Notes

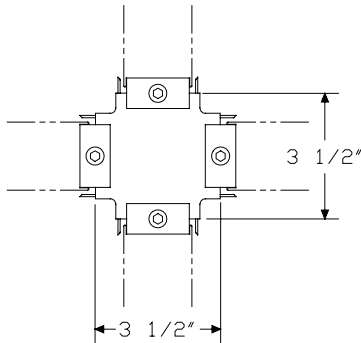
When connecting panels of unequal heights, specify connector height to match height of highest panel.

When using a 67"-high connector with a 62"-high panel, order connector through Herman Miller Options. 67"-high connectors do not allow for this 5" change-of-height application due to hole pattern locations.

To finish exposed end of connector, order change-of-height finished end, panel/connector (AO259.) separately.

To route power through connector in a straight line, order thin base power harness extender (A8342.) separately.

#### Dimensions



### Specification Information

#### Step 1.

##### A8240.

#### Step 2. Height

<b>32H</b>	32" high
<b>39H</b>	39" high
<b>47H</b>	47" high
<b>53H</b>	53" high
<b>62H</b>	62" high
<b>67H</b>	67" high
<b>85H</b>	85" high

#### Prices for Steps 1-2.

<b>A8240. 32H</b>	\$411
<b>39H</b>	\$424
<b>47H</b>	\$455
<b>53H</b>	\$492
<b>62H</b>	\$539
<b>67H</b>	\$544
<b>85H</b>	\$607

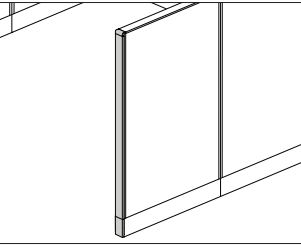
#### Step 3. Surface Finish

<b>UBK</b>	ultra black (CP)	+\$0
<b>8Q</b>	folkstone grey (CP)	+\$0
<b>HF</b>	inner tone light	+\$0
<b>LT</b>	light tone	+\$0
<b>LU</b>	soft white	+\$0
<b>MT</b>	medium tone	+\$0
<b>WL</b>	warm stone (CP)	+\$0
<b>WN</b>	warm grey neutral	+\$0

#### Step 4. Cable Management Finish

<b>UBK</b>	ultra black (CP)	+\$0
<b>8Q</b>	folkstone grey (CP)	+\$0
<b>HF</b>	inner tone light	+\$0
<b>LU</b>	soft white	+\$0
<b>MT</b>	medium tone	+\$0
<b>WL</b>	warm stone (CP)	+\$0
<b>WN</b>	warm grey neutral	+\$0





#### Product Information

##### Description

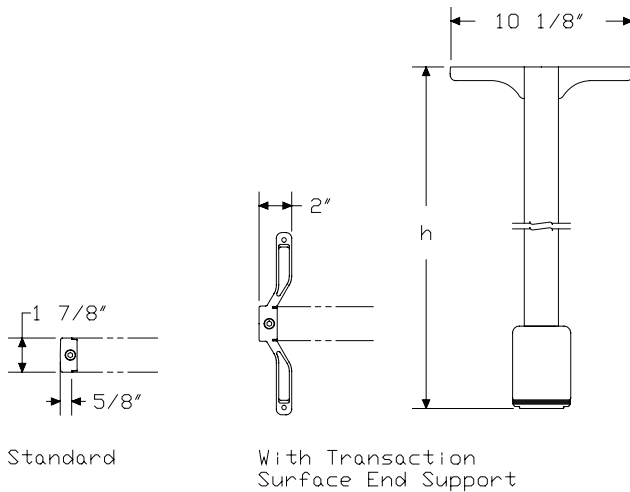
This cover finishes the exposed end of a panel and includes a cable management end cover.

The standard finished end is plastic with a vinyl surface; the finished end with transaction surface end support is metal with an enameled surface.

##### Notes

To support transaction surface and to finish exposed end of panel, specify finished end with transaction surface end support.

##### Dimensions



#### Specification Information

##### Step 1.

**A8271.**

##### Step 2. Height

<b>32</b>	32" high
<b>39</b>	39" high
<b>47</b>	47" high
<b>53</b>	53" high
<b>62</b>	62" high
<b>67</b>	67" high
<b>85</b>	85" high

##### Step 3. Configuration

<b>H</b>	standard
<b>T</b>	with transaction surface end support

##### Prices for Steps 1-3.

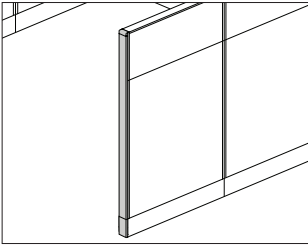
	<b>H</b>	<b>T</b>
<b>A8271. 32</b>	\$82	151
<b>39</b>	\$84	153
<b>47</b>	\$91	157
<b>53</b>	\$93	166
<b>62</b>	\$95	176
<b>67</b>	\$95	176
<b>85</b>	\$101	179

##### Step 4. Surface Finish

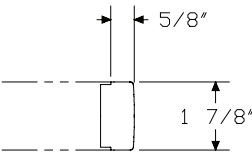
<b>UBK</b>	ultra black (CP)	+\$0
<b>8Q</b>	folkstone grey (CP)	+\$0
<b>HF</b>	inner tone light	+\$0
<b>LT</b>	light tone	+\$0
<b>LU</b>	soft white	+\$0
<b>MT</b>	medium tone	+\$0
<b>WL</b>	warm stone (CP)	+\$0
<b>WN</b>	warm grey neutral	+\$0

##### Step 5. Cable Management Finish

<b>UBK</b>	ultra black (CP)	+\$0
<b>8Q</b>	folkstone grey (CP)	+\$0
<b>HF</b>	inner tone light	+\$0
<b>LU</b>	soft white	+\$0
<b>MT</b>	medium tone	+\$0
<b>WL</b>	warm stone (CP)	+\$0
<b>WN</b>	warm grey neutral	+\$0



Product Information
Description
This cover finishes the exposed end of a panel/stacking panel(s) and includes a cable management end cover. It is plastic with an enameled surface.
Notes
For Action Office Series 2 panels, height of finished end must match combined height of panel and stacking panel(s).
For Action Office Series 1 panels, height of finished end must match combined height of panel and stacking panel(s) plus an additional 5" (panel does not have a 5" cable management base).
Finished end cannot be used to support a transaction work surface.
Dimensions



Specification Information
Step 1.
A8276.
Step 2. Height
46H 46" high
53H 53" high
60H 60" high
61H 61" high
67H 67" high
75H 75" high
76H 76" high
81H 81" high
90H 90" high
95H 95" high
99H 99" high
Prices for Steps 1-2.
A8276. 46H \$151
53H \$153
60H \$155
61H \$158
67H \$161
75H \$163
76H \$167
81H \$175
90H \$178
95H \$180
99H \$186
Step 3. Surface Finish
UBK ultra black (CP) +\$0
8Q folkstone grey (CP) +\$0
HF inner tone light +\$0
LT light tone +\$0
LU soft white +\$0
MT medium tone +\$0
WL warm stone (CP) +\$0
WN warm grey neutral +\$0

## Stacking Finished End, Thin Base

*continued*

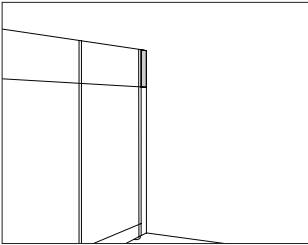
---

### Step 4. Cable Management Finish

<b>UBK</b>	ultra black (CP)	+\$0
<b>8Q</b>	folkstone grey (CP)	+\$0
<b>HF</b>	inner tone light	+\$0
<b>LU</b>	soft white	+\$0
<b>MT</b>	medium tone	+\$0
<b>WL</b>	warm stone (CP)	+\$0
<b>WN</b>	warm grey neutral	+\$0

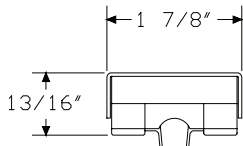
Stacking Wall Start

A1216.



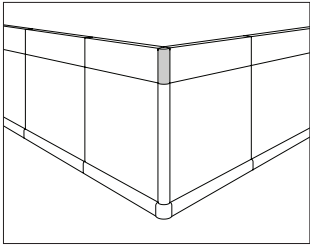
Product Information
Description
This assembly extends the height of an existing wall start. It connects a stacking panel at a 90° angle to an architectural wall, column, or panel of equal or greater height.
Notes
For appropriate planning applications, see Action Office Series 2 Planning Guide Addendum.
Order stacking L-connector (A1217.) separately to match height of stacking wall start.
Dimensions

Specification Information		
Step 1.		
A1216.14		\$77
Step 2. Surface Finish		
UBK	ultra black (CP)	+\$0
8Q	folkstone grey (CP)	+\$0
HF	inner tone light	+\$0
LT	light tone	+\$0
LU	soft white	+\$0
MT	medium tone	+\$0
SG	slate grey	+\$0
WL	warm stone (CP)	+\$0
WN	warm grey neutral	+\$0

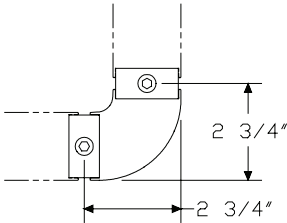


Stacking 2-Way 90° Connector

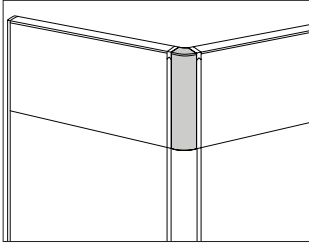
A1226.



Product Information
Description
This connector attaches to the top of an existing 2-way 90° connector and extends the height of the connector used with a stacking panel(s). It has an enameled surface. Attachment hardware is included.
Notes
For appropriate planning applications, see Action Office Series 2 Planning Guide Addendum.
Specify height of connector to match height of stacking panel(s).
When connecting 2 14"-high stacking panels stacked on top of each other, specify 28"-high connector.
To finish exposed end of connector when connecting panels of unequal heights, order panel/connector change-of-height finished end (AO259.) separately.
Dimensions



Specification Information		
Step 1.		
A1226.		
Step 2. Height		
14	14" high	
28	28" high	
Step 3. Surface Material/Usage		
HH	hard-surfaced stacking connector on hard-surfaced connector	
Prices for Steps 1-3.		
		HH
A1226. 14		\$271
28		\$287
Step 4. Surface Finish		
UBK	ultra black (CP)	+\$0
8Q	folkstone grey (CP)	+\$0
HF	inner tone light	+\$0
LT	light tone	+\$0
LU	soft white	+\$0
MT	medium tone	+\$0
SG	slate grey	+\$0
WL	warm stone (CP)	+\$0
WN	warm grey neutral	+\$0



### Product Information

#### Description

This connector attaches to the top of an existing 2-way 120° connector and extends the height of the connector used with a stacking panel(s). It has an enameled or fabric surface. Attachment hardware is included.

#### Notes

Specify height of connector to match height of stacking panel(s).

When connecting to 2 14"-high stacking panels stacked on top of each other, specify 28"-high connector.

To finish exposed end of connector when connecting panels of unequal heights, order change-of-height finished end, panel/connector (AO259.) separately.

Fabric-covered connector accepts Customer's Own Material (COM). Yardage is estimated for nondirectional, 54"-wide fabrics.

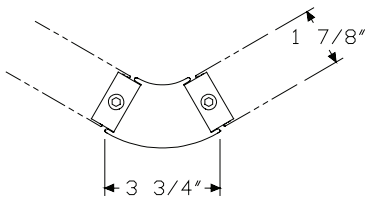
#### Height—Yardage

14"— $\frac{1}{2}$

28"—1

For information on larger quantities or directional fabrics, contact COM Department. See Order Information in Appendices.

#### Dimensions



### Specification Information

#### Step 1.

**A1227.**

#### Step 2. Height

**14** 14" high

**28** 28" high

#### Step 3. Surface Material

**H** hard surfaced

**F** fabric covered

#### Prices for Steps 1-3.

		H	F
<b>A1227. 14</b>		\$343	402
<b>28</b>		\$360	428

#### Step 4.

#### Surface Finish

##### For hard surfaced (H)

<b>UBK</b>	ultra black (CP)	+\$0
<b>8Q</b>	folkstone grey (CP)	+\$0
<b>HF</b>	inner tone light	+\$0
<b>LT</b>	light tone	+\$0
<b>LU</b>	soft white	+\$0
<b>MT</b>	medium tone	+\$0
<b>SG</b>	slate grey	+\$0
<b>WL</b>	warm stone (CP)	+\$0
<b>WN</b>	warm grey neutral	+\$0

#### Trim/Top Cap Finish

##### For fabric covered (F)

<b>UBK</b>	ultra black (CP)	+\$0
<b>8Q</b>	folkstone grey (CP)	+\$0
<b>HF</b>	inner tone light	+\$0
<b>LT</b>	light tone	+\$0
<b>LU</b>	soft white	+\$0
<b>MT</b>	medium tone	+\$0
<b>SG</b>	slate grey	+\$0
<b>WL</b>	warm stone (CP)	+\$0
<b>WN</b>	warm grey neutral	+\$0

## Stacking 2-Way 120° Connector

*continued*

### Step 5. Support Finish

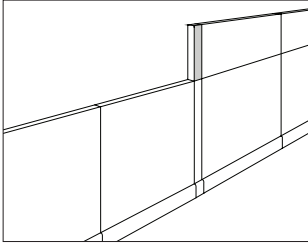
*For fabric covered (F)*

*See application chart and textiles list for fabric usage and numbers. First 2 digits of number indicate fabric line; remaining digit(s) indicate fabric color.*

Price Category 1	+\$0
Price Category 2	+\$6
Price Category 3	+\$11
Price Category 5	+\$77
Price Category D	+\$18
Price Category E	+\$20

# Stacking Spacer

A1266.



## Product Information

### Description

This spacer attaches to the top of an existing spacer and extends the height of the spacer used with a stacking panel(s). It compensates for dimensional gain in a panel run. The spacer has an enameled or fabric surface. Attachment hardware is included.

### Notes

For appropriate planning applications, see Action Office Series 2 Planning Guide Addendum.

Specify height of spacer to match height of stacking panel(s).

When connecting 2 14"-high stacking panels stacked on top of each other, specify 28"-high spacer.

To finish exposed end of spacer when connecting panels of unequal heights, order panel/connector change-of-height finished end (AO259.) separately. Fabric-covered spacer accepts Customer's Own Material (COM). Yardage is estimated for nondirectional, 54"-wide fabrics.

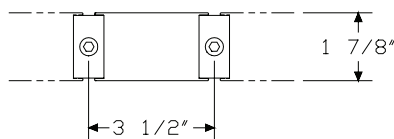
Height—Yardage

14"— $1\frac{1}{2}$

28"—1

For information on larger quantities or directional fabrics, contact COM Department. See Order Information in Appendices.

### Dimensions



## Specification Information

### Step 1.

**A1266.**

### Step 2. Height

**14** 14" high

**28** 28" high

### Step 3. Surface Material/Usage

**HH** hard-surfaced stacking connector on hard-surfaced connector

**FF** fabric-covered stacking connector on fabric-covered connector

### Prices for Steps 1-3.

		HH	FF
<b>A1266. 14</b>		\$351	407
<b>28</b>		\$383	437

### Step 4.

### Surface Finish

*For hard-surfaced stacking connector on hard-surfaced connector (HH)*

<b>UBK</b>	ultra black (CP)	+\$0
<b>8Q</b>	folkstone grey (CP)	+\$0
<b>HF</b>	inner tone light	+\$0
<b>LT</b>	light tone	+\$0
<b>LU</b>	soft white	+\$0
<b>MT</b>	medium tone	+\$0
<b>SG</b>	slate grey	+\$0
<b>WL</b>	warm stone (CP)	+\$0
<b>WN</b>	warm grey neutral	+\$0

### Trim/Top Cap Finish

*For fabric-covered stacking connector on fabric-covered connector (FF)*

<b>UBK</b>	ultra black (CP)	+\$0
<b>8Q</b>	folkstone grey (CP)	+\$0
<b>HF</b>	inner tone light	+\$0
<b>LT</b>	light tone	+\$0
<b>LU</b>	soft white	+\$0
<b>MT</b>	medium tone	+\$0
<b>SG</b>	slate grey	+\$0
<b>WL</b>	warm stone (CP)	+\$0
<b>WN</b>	warm grey neutral	+\$0



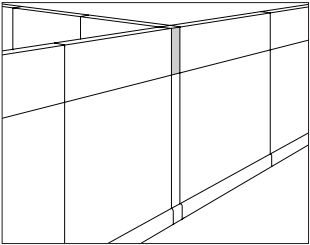
## Step 5. Surface Finish

*For fabric-covered stacking connector on fabric-covered connector (FF)*

*See application chart and textiles list for fabric usage and numbers. First 2 digits of number indicate fabric line; remaining digit(s) indicate fabric color.*

Price Category 1	+\$0
Price Category 2	+\$7
Price Category 3	+\$13
Price Category 5	+\$44
Price Category D	+\$18

Stacking 3-Way 90° ConnectorA1236.

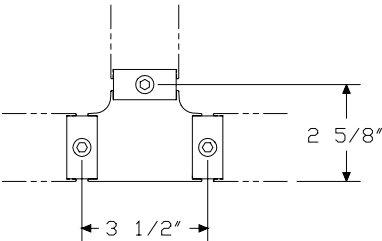


Product Information

**Description**  
This connector attaches to the top of an existing 3-way 90° connector and extends the height of the connector used with a stacking panel(s). It has an enameled surface. Attachment hardware is included.

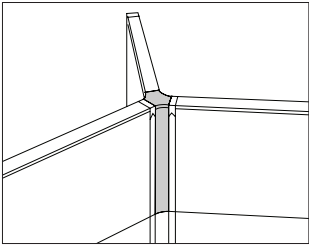
**Notes**  
For appropriate planning applications, see Action Office Series 2 Planning Guide Addendum.  
Specify height of connector to match height of stacking panel(s).  
When connecting 2 14"-high stacking panels stacked on top of each other, specify 28"-high connector.  
To finish exposed end of connector when connecting panels of unequal heights, order panel/connector change-of-height finished end (AO259.) separately.

Dimensions

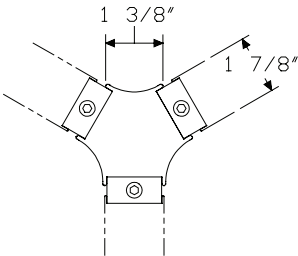


Specification Information

Step 1.		
A1236.		
Step 2. Height		
14	14" high	
28	28" high	
Step 3. Surface Material/Usage		
HH	hard-surfaced stacking connector on hard-surfaced connector	
Prices for Steps 1-3.		
		HH
A1236.	14	\$327
	28	\$355
Step 4. Surface Finish		
UBK	ultra black (CP)	+\$0
8Q	folkstone grey (CP)	+\$0
HF	inner tone light	+\$0
LT	light tone	+\$0
LU	soft white	+\$0
MT	medium tone	+\$0
SG	slate grey	+\$0
WL	warm stone (CP)	+\$0
WN	warm grey neutral	+\$0

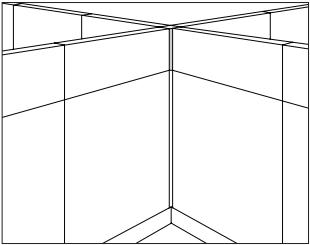


Product Information
Description
This connector attaches to the top of an existing 3-way 120° connector and extends the height of the connector used with a stacking panel(s). It has an enameled surface. Attachment hardware is included.
Notes
Specify height of connector to match height of stacking panel(s).
When connecting to 2 14"-high stacking panels stacked on top of each other, specify 28"-high connector.
To finish exposed end of connector when connecting panels of unequal heights, order change-of-height finished end, panel/connector (AO259.) separately.
Dimensions

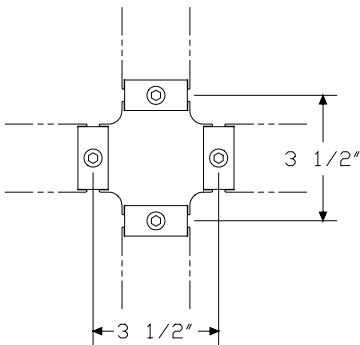


Specification Information
Step 1.
A1237.
Step 2. Height
14 14" high
28 28" high
Prices for Steps 1-2.
A1237. 14 \$410
28 \$443
Step 3. Surface Finish
UBK ultra black (CP) +\$0
8Q folkstone grey (CP) +\$0
HF inner tone light +\$0
LT light tone +\$0
LU soft white +\$0
MT medium tone +\$0
SG slate grey +\$0
WL warm stone (CP) +\$0
WN warm grey neutral +\$0

Stacking 4-Way 90° ConnectorA1246.



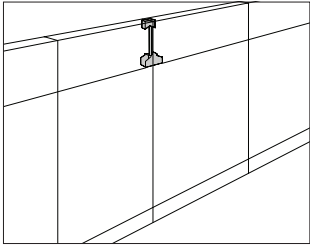
Product Information
Description
This connector attaches to the top of an existing 4-way 90° connector and extends the height of the connector used with a stacking panel(s). Attachment hardware is included.
Notes
For appropriate planning applications, see Action Office Series 2 Planning Guide Addendum.
Specify height of connector to match height of stacking panel(s).
When connecting 2 14"-high stacking panels stacked on top of each other, specify 28"-high connector.
To finish exposed end of connector when connecting panels of unequal heights, order panel/connector change-of-height finished end (AO259.) separately.
Dimensions



Specification Information
Step 1.
A1246.
Step 2. Height
14HH 14" high
28HH 28" high
Prices for Steps 1-2.
A1246. 14HH
28HH
Step 3. Top Cap Finish
UBK ultra black (CP)
8Q folkstone grey (CP)
HF inner tone light
LT light tone
LU soft white
MT medium tone
SG slate grey
WL warm stone (CP)
WN warm grey neutral

Stacking T-Connector

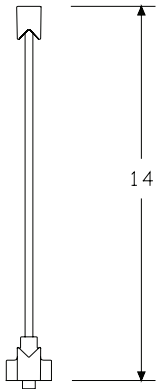
A1214.



Product Information
Description
This T-shaped connector joins 2 stacking panels in a straight line.
Notes
For appropriate planning applications, see Action Office Series 2 Planning Guide Addendum.
Dimensions

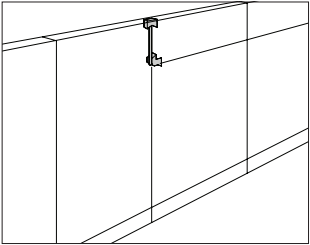
Specification Information
Step 1.
A1214.14
\$86

Action Office® Series 2 Walls



Stacking L-Connector

A1217.



Product Information

Description

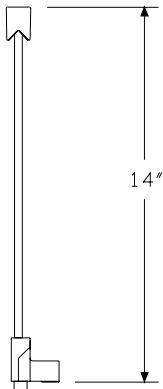
This L-shaped connector joins a panel/stacking panel to an equal-height panel in a straight line. It also can connect a stacking panel to a stacking wall start of equal height.

Notes

For appropriate planning applications, see Action Office Series 2 Planning Guide Addendum.

When connecting L-connector to equal-height panel manufactured before November 1997, hanger frame on equal-height panel must be changed. Contact Customer Care Department to order service parts.

Dimensions



Specification Information

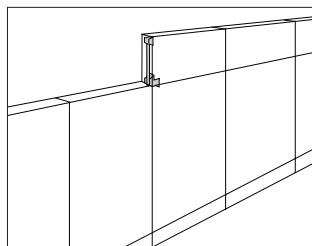
Step 1.

A1217.14

\$84

Action Office® Series 2 Walls

A1218.



## Description

## Notes

For 1-high stacking panel, specify 14" high stacking L-connector. For 2-high stacking panel, specify 28" high stacking L-connector; light seal is included to fill space between the 2 stacking panels.

Step 1.

**A1218.**

### Step 2. Height

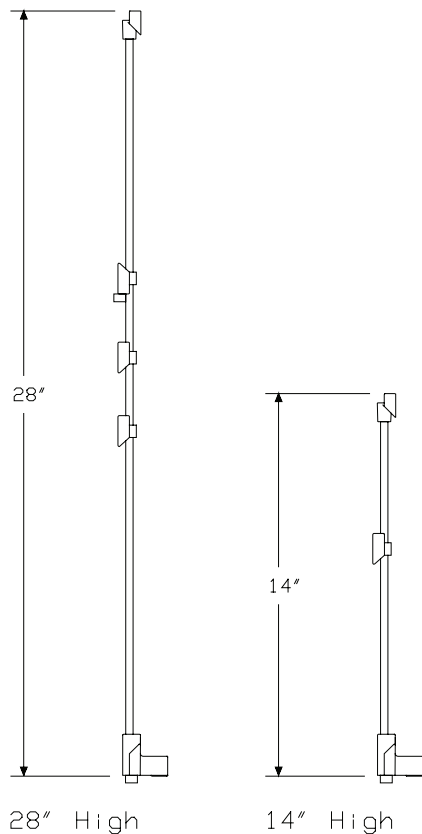
14	14" high
----	----------

28 28" high

## Prices for Steps 1-2.

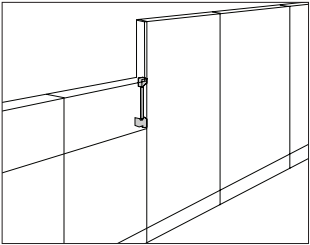
A1218. 14	\$84
-----------	------

28	\$153
----	-------



Stacking L-Connector, Low/High Panel

A1219.



Product Information

Description

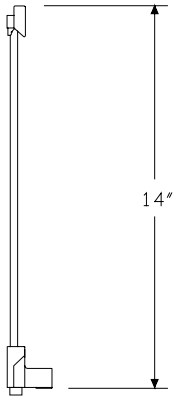
This L-shaped connector joins a panel/stacking panel to a higher-height panel in a straight line.

Notes

For appropriate planning applications, see Action Office Series 2 Planning Guide Addendum.

When connecting L-connector to higher-height panel manufactured before November 1997, hanger frame on higher-height panel must be changed. Contact Customer Care Department to order service parts.

Dimensions



Specification Information

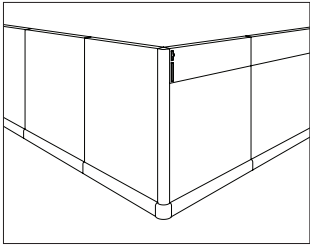
Step 1.

A1219.14	\$84
----------	------



Stacking Panel-to-Connector  
Attachment Kit

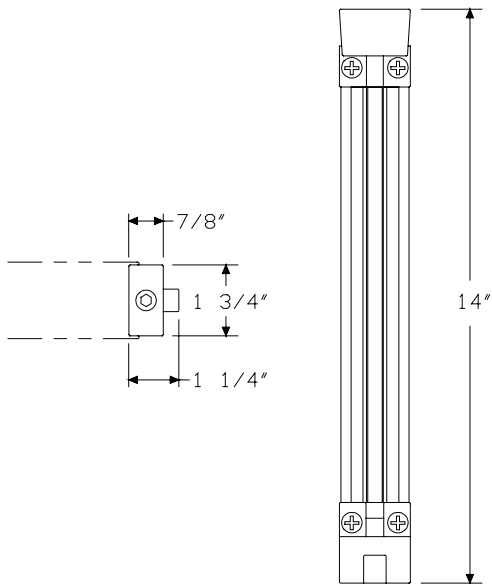
A1293.

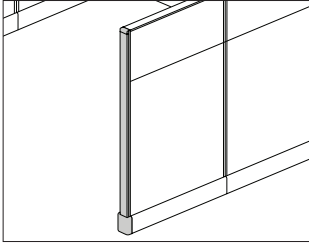


Product Information
Description
This kit connects a stacking panel to a spacer; 2-way, 3-way, or 4-way 90° connector; or 2-way or 3-way 120° connector. The connector height must be equal to or higher than the combined height of the panel and stacking panel(s).
Dimensions

Specification Information
Step 1.
A1293.14
\$48

Action Office® Series 2 Walls





### Product Information

#### Description

This cover finishes the exposed end of a panel/stacking panel(s) and includes a cable management end cover. It is plastic with a vinyl surface.

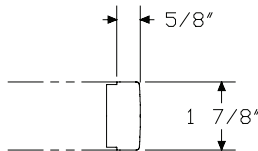
#### Notes

For Action Office Series 2 panels, height of finished end must match combined height of panel and stacking panel(s).

For Action Office Series 1 panels, height of finished end must match combined height of panel and stacking panel(s) plus an additional 5" (panel does not have a 5" cable management base).

Finished end cannot be used to support a transaction work surface.

#### Dimensions



### Specification Information

#### Step 1.

#### A1276.

#### Step 2. Height

<b>46H</b>	46" high
<b>53H</b>	53" high
<b>60H</b>	60" high
<b>61H</b>	61" high
<b>67H</b>	67" high
<b>75H</b>	75" high
<b>76H</b>	76" high
<b>81H</b>	81" high
<b>90H</b>	90" high
<b>95H</b>	95" high
<b>99H</b>	99" high

#### Prices for Steps 1-2.

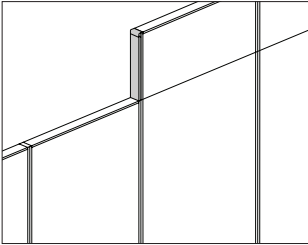
<b>A1276. 46H</b>	\$153
<b>53H</b>	\$155
<b>60H</b>	\$157
<b>61H</b>	\$160
<b>67H</b>	\$163
<b>75H</b>	\$165
<b>76H</b>	\$170
<b>81H</b>	\$177
<b>90H</b>	\$180
<b>95H</b>	\$182
<b>99H</b>	\$188

#### Step 3. Surface Finish

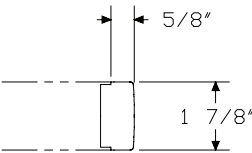
<b>UBK</b>	ultra black (CP)	+\$0
<b>8Q</b>	folkstone grey (CP)	+\$0
<b>HF</b>	inner tone light	+\$0
<b>LT</b>	light tone	+\$0
<b>LU</b>	soft white	+\$0
<b>MT</b>	medium tone	+\$0
<b>SG</b>	slate grey	+\$0
<b>WL</b>	warm stone (CP)	+\$0
<b>WN</b>	warm grey neutral	+\$0

Step 4. Cable Management Finish		
<b>UBK</b>	ultra black (CP)	+\$0
<b>8Q</b>	folkstone grey (CP)	+\$0
<b>HF</b>	inner tone light	+\$0
<b>LU</b>	soft white	+\$0
<b>MT</b>	medium tone	+\$0
<b>SG</b>	slate grey	+\$0
<b>WL</b>	warm stone (CP)	+\$0
<b>WN</b>	warm grey neutral	+\$0

# Stacking Finished End, Change of Height A1277.



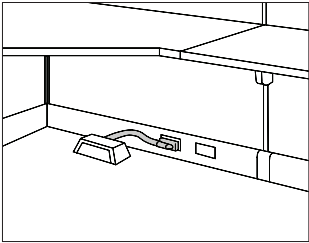
Product Information
<b>Description</b> This cover finishes the exposed end of a panel/stacking panel or stacking panel connected to a panel or stacking panel of unequal height. It is plastic with a vinyl surface.
<b>Notes</b> For change of height 14" or lower, specify 14"-high finished end. For change of height 17" to 28", specify 28"-high finished end. Each finished end can be field cut to the appropriate length.
<b>Dimensions</b>



Specification Information
<b>Step 1.</b> <b>A1277.</b>
<b>Step 2. Height</b>
<b>14</b> 14" high <b>28</b> 28" high
<b>Prices for Steps 1-2.</b>
<b>A1277. 14</b> \$62 <b>28</b> \$62
<b>Step 3. Surface Finish</b>
<b>UBK</b> ultra black (CP)      +\$0 <b>8Q</b> folkstone grey (CP)      +\$0 <b>HF</b> inner tone light      +\$0 <b>LT</b> light tone      +\$0 <b>LU</b> soft white      +\$0 <b>MT</b> medium tone      +\$0 <b>SG</b> slate grey      +\$0 <b>WL</b> warm stone (CP)      +\$0 <b>WN</b> warm grey neutral      +\$0

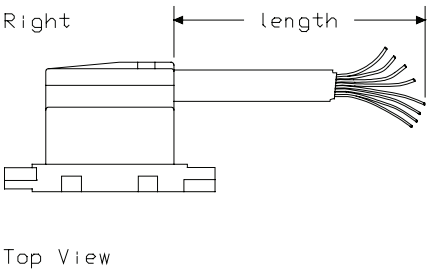
Base Power Entry, Direct Connect, 4 Circuit

A1322.



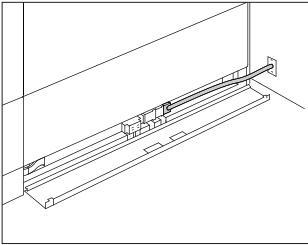
Product Information
Description
This power entry connects a building's electrical supply from a wall, floor, or column to the base of an Action Office Series 2 powered panel. It plugs directly into a receptacle location on the panel's baseline electrical harness to distribute up to 4 20-amp circuits. The power entry is manufactured in a right-hand direction but can be field converted to a left-hand direction. The cable is available in 4 lengths and can be field cut to the appropriate length. The power entry is UL listed and CSA certified. Finish is black.
Notes
Licensed electrician must wire power entry.
Dimensions

Specification Information
Step 1.
A1322.
Step 2. Length
06E 6' long
12E 12' long
18E 18' long
24E 24' long
Prices for Steps 1-2.
A1322. 06E \$288
12E \$385
18E \$488
24E \$586



Power Entry, Internal Direct Connect,  
4 Circuit

G1350.



Product Information

Description

This power entry connects a building's electrical supply from a wall, floor, or column to a powered frame. It enters the frame through the end of a cable management cover or through the bottom of a Canvas frame with an open base. The power entry plugs into the right-hand receptacle outlet on a power harness and includes a cable that can be field cut to the appropriate length. Due to the location of the power entry connection, only 3 receptacle locations remain available in the frame harness. It is UL listed and CSA certified.

Notes

- Power entry can connect directly to baseline or beltline harness.
- Licensed electrician must wire power entry.
- When using power entry with Canvas, specify frame with open base (FT110.A).

Dimensions

Specification Information

Step 1.

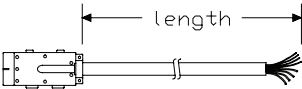
G1350.

Step 2. Length

- |    |          |
|----|----------|
| 06 | 6' long  |
| 12 | 12' long |
| 18 | 18' long |
| 24 | 24' long |

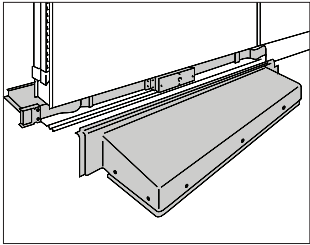
Prices for Steps 1-2.

G1350.	06	\$385
	12	\$534
	18	\$647
	24	\$761

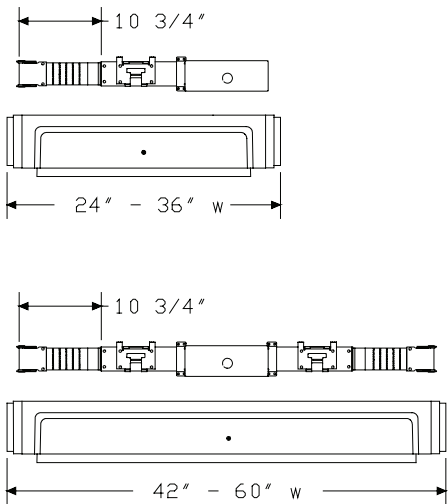


Base Power Entry, Junction Box, 4 Circuit

A1323.



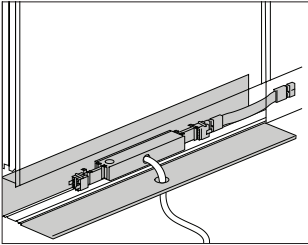
Product Information
Description
This power entry connects a building's electrical supply from a wall, floor, or column to the base of a nonpowered panel and distributes up to 4 20-amp circuits. It includes a junction box, an electrical harness, and an expanded side cover. The power entry also includes 6' of wire that can be field cut to the appropriate length for connection to the building's power. It does not provide receptacle access. The power entry is UL listed and CSA certified. 24" to 36"-wide power entries have a 40-cubic-inch capacity and distribute power in 1 direction; 42" to 60"-wide power entries have a 60-cubic-inch capacity and distribute power in both directions.
Notes
Restrictions on power entry and power distribution vary according to product's width. For information, see Action Office Series 2 Planning Guide. Exterior wires connecting panel's junction box to building's electrical supply must be covered. Licensed electrician must supply and wire conduit and conduit connector.
Licensed electrician must wire connection to panel's electrical harness when local electrical codes require wiring connections inside junction box.
Power entry must be field installed.
Dimensions



Specification Information
Step 1.
A1323.
Step 2. Width
24E 24" wide
30E 30" wide
36E 36" wide
42E 42" wide
48E 48" wide
60E 60" wide
Prices for Steps 1-2.
A1323. 24E \$887
30E \$887
36E \$918
42E \$956
48E \$986
60E \$1058
Step 3. Cable Management Finish
UBK ultra black (CP) +\$0
MT medium tone +\$0

Base Power Entry, Junction Box, 4  
Circuit, Thin Base

A8323.



Product Information

Description

This power entry connects a building's electrical supply from a wall, floor, or column to the base of a nonpowered panel and distributes up to 4 20-amp circuits. It includes a junction box, an electrical harness, and cable management side covers. The power entry also includes 8' of wire that can be field cut to the appropriate length for connection to the building's power. It does not provide receptacle access. The power entry is UL listed and CSA certified.

24"- and 30"-wide power entries have a 40-cubic-inch capacity and distribute power in 1 direction; 36"- to 60"-wide power entries have a 60-cubic-inch capacity and distribute power in both directions.

Notes

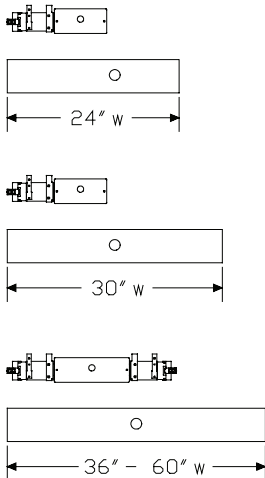
Restrictions on power entry and power distribution vary according to product's width. For information on power distribution, see Action Office Series 2 Planning Guide.

Exterior wires connecting panel's junction box to building's electrical supply must be covered. Licensed electrician must supply and wire conduit and conduit connector.

Licensed electrician must wire connection to panel's electrical harness when local electrical codes require wiring connections inside junction box.

Power entry must be field installed.

Dimensions



Specification Information

Step 1.

A8323.

Step 2. Width

24E	24" wide
30E	30" wide
36E	36" wide
42E	42" wide
48E	48" wide
60E	60" wide

Prices for Steps 1-2.

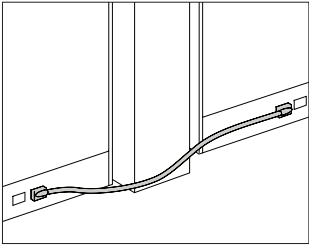
A8323.	24E	\$742
	30E	\$742
	36E	\$766
	42E	\$801
	48E	\$825
	60E	\$886

Step 3. Cable Management Finish

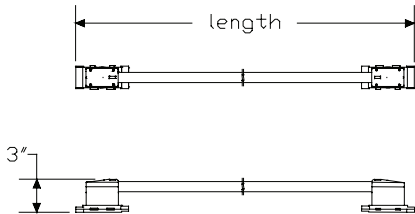
UBK	ultra black (CP)	+\$0
8Q	folkstone grey (CP)	+\$0
HF	inner tone light	+\$0
LU	soft white	+\$0
MT	medium tone	+\$0
WL	warm stone (CP)	+\$0
WN	warm grey neutral	+\$0



Power Entry, Receptacle to ReceptacleX1350.



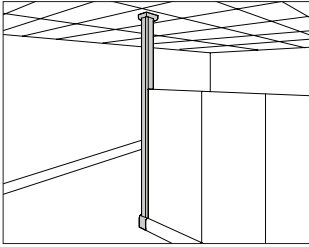
Product Information
Description
This power entry connects a 4-circuit electrical supply from an Action Office® Series 2 or Ethospace® base receptacle location to another Action Office Series 2 or Ethospace base receptacle location. It distributes 4 20-amp circuits. The power entry is UL listed and CSA certified.
Dimensions



Specification Information
Step 1.
X1350.
Step 2. Length
3232" long
7272" long
120120" long
Prices for Steps 1-2.
X1350. 32\$530
72\$575
120\$636

# Ceiling Power Entry, Internal Direct Connect

A1325.



## Product Information

### Description

This power entry has a 10½" pole that can be field cut to the appropriate length, ceiling and base trim, and connecting hardware. It is available nonpowered or powered. The nonpowered entry routes communication cables through the pole.

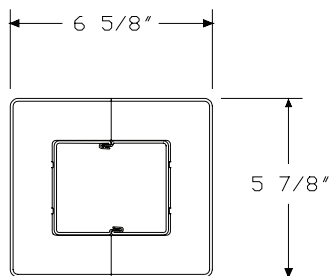
The powered entry connects a ceiling's electrical supply to the base of a powered panel at the end of a panel run or at a 2-, 3-, or 4-way 90° connector. It distributes up to 4 20-amp circuits. The powered entry has a rigid conduit and conduit connector and a factory-installed electrical harness that plugs into the right-hand receptacle outlet on the panel harness. Due to the location of the power entry connection, only 3 receptacle locations remain available in the panel harness. The conduit encloses electrical wires and provides metal separation for voice/data cables. The powered entry is UL listed and CSA certified.

### Notes

To connect frame to panel at the end of a run, order draw rod (AO215.) separately.

Licensed electrician must wire powered entry and supply ceiling junction box. For cable capacity information, see Cable Capacity Charts in Omni.

### Dimensions



## Specification Information

### Step 1.

A1325.

### Step 2. Height

39	39" high
47	47" high
53	53" high
62	62" high
67	67" high
85	85" high

### Step 3. Power

N	(N) nonpowered
E	(E) powered

### Prices for Steps 1-3.

		N	E
A1325.	39	\$443	865
	47	\$450	873
	53	\$467	885
	62	\$522	942
	67	\$522	942
	85	\$545	963

### Step 4. Surface Finish

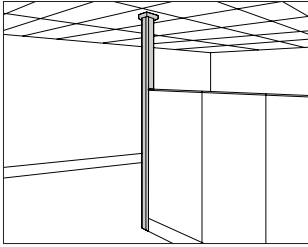
UBK	ultra black (CP)	+\$0
8Q	folkstone grey (CP)	+\$0
HF	inner tone light	+\$0
LT	light tone	+\$0
LU	soft white	+\$0
MT	medium tone	+\$0
SG	slate grey	+\$0
WL	warm stone (CP)	+\$0
WN	warm grey neutral	+\$0

### Step 5. Cable Management Finish

UBK	ultra black (CP)	+\$0
8Q	folkstone grey (CP)	+\$0
HF	inner tone light	+\$0
LU	soft white	+\$0
MT	medium tone	+\$0
SG	slate grey	+\$0
WL	warm stone (CP)	+\$0
WN	warm grey neutral	+\$0

# Ceiling Power Entry, Internal Direct Connect, Thin Base

A8325.



## Product Information

### Description

This power entry has a 10½" pole that can be field cut to the appropriate length, ceiling and base trim, and connecting hardware. It is available nonpowered or powered. The nonpowered entry routes communication cables through the pole.

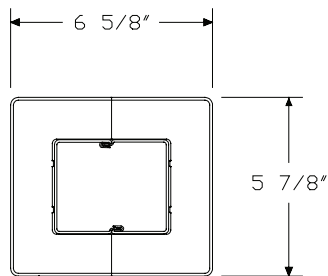
The powered entry connects a ceiling's electrical supply to the base of a powered panel at the end of a panel run or at a 2-, 3-, or 4-way 90° connector. It distributes up to 4 20-amp circuits. The powered entry has a rigid conduit and conduit connector and a factory-installed electrical harness that plugs into the right-hand receptacle outlet on the panel harness. Due to the location of the power entry connection, only 3 receptacle locations remain available in the panel harness. The conduit encloses electrical wires and provides metal separation for voice/data cables. The powered entry is UL listed and CSA certified.

### Notes

To connect frame to panel at the end of a run, order draw rod (AO215.) separately.

Licensed electrician must wire powered entry and supply ceiling junction box. For cable capacity information, see Cable Capacity Charts in Omni.

### Dimensions



## Specification Information

### Step 1.

**A8325.**

### Step 2. Height

<b>39</b>	39" high
<b>47</b>	47" high
<b>53</b>	53" high
<b>62</b>	62" high
<b>67</b>	67" high
<b>85</b>	85" high

### Step 3. Power

<b>N</b>	(N) nonpowered
<b>E</b>	(E) powered

### Prices for Steps 1-3.

	<b>N</b>	<b>E</b>
<b>A8325. 39</b>	\$402	755
<b>47</b>	\$410	761
<b>53</b>	\$425	770
<b>62</b>	\$477	824
<b>67</b>	\$477	824
<b>85</b>	\$495	842

### Step 4. Surface Finish

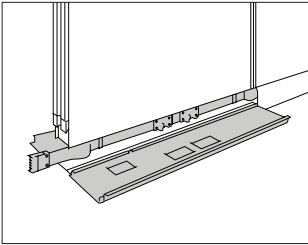
<b>UBK</b>	ultra black (CP)	+\$0
<b>8Q</b>	folkstone grey (CP)	+\$0
<b>HF</b>	inner tone light	+\$0
<b>LT</b>	light tone	+\$0
<b>LU</b>	soft white	+\$0
<b>MT</b>	medium tone	+\$0
<b>WL</b>	warm stone (CP)	+\$0
<b>WN</b>	warm grey neutral	+\$0

### Step 5. Cable Management Finish

<b>UBK</b>	ultra black (CP)	+\$0
<b>8Q</b>	folkstone grey (CP)	+\$0
<b>HF</b>	inner tone light	+\$0
<b>LU</b>	soft white	+\$0
<b>MT</b>	medium tone	+\$0
<b>WL</b>	warm stone (CP)	+\$0
<b>WN</b>	warm grey neutral	+\$0

Base Power Adapter, 4 Circuit

A1354.  
A1355.



Product Information

Description

This power adapter converts a nonpowered panel to a powered panel. It has an electrical harness that distributes up to 4 20-amp circuits. The power adapter with side covers includes receptacle fillers or receptacle and communication port fillers. It is UL listed and CSA certified.

6"- to 18"-wide power adapter harnesses have no receptacle locations; 24"- to 60"-wide power adapter harnesses have 2 receptacle locations per side.

6"- to 18"-wide side covers have no receptacle locations; 24"- to 60"-wide side covers have 2 receptacle locations or 2 receptacle and 1 communication port locations per side.

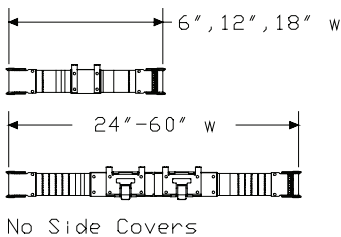
Notes

Order 4-circuit receptacle (A1311, or X1311,) separately.

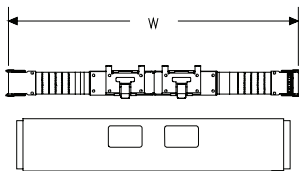
Power adapter must be field installed.

For cable capacity information, see Cable Capacity Charts in Omni.

Dimensions



No Side Covers



Side Covers

Specification Information

Step 1.

A135

Step 2. Side Covers

- 5. no side covers
- 4. side covers

Step 3. Width

For no side covers (5.)

- 06 6" wide
- 12 12" wide
- 18 18" wide
- 24 24" wide
- 30 30" wide
- 36 36" wide
- 42 42" wide
- 48 48" wide
- 60 60" wide

For side covers (4.)

- 24 24" wide
- 30 30" wide
- 36 36" wide
- 42 42" wide
- 48 48" wide
- 60 60" wide

Step 4. Power

For no side covers (5.) with 6" wide (06)

- E (E) 4-circuit power

For no side covers (5.) with 12" wide (12), 18" wide (18), 24" wide (24), 30" wide (30), 36" wide (36), 42" wide (42), 48" wide (48), or 60" wide (60)

- E (E) 4-circuit power

For side covers (4.)

- G (G) 4-circuit power with 2 receptacle and 1 communication port locations per side

# Base Power Adapter, 4 Circuit

continued

## Prices for Steps 1-4.

	G	E
A1355. 06	—	\$292
12	—	\$292
18	—	\$292
24	—	\$292
30	—	\$292
36	—	\$292
42	—	\$292
48	—	\$292
60	—	\$292

A1354. 24	\$370	—
30	\$370	—
36	\$370	—
42	\$370	—
48	\$370	—
60	\$370	—

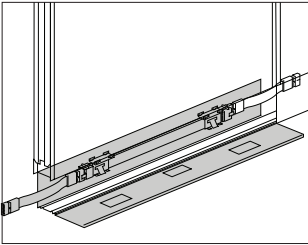
## Step 5. Cable Management Finish

### For side covers (4.)

UBK	ultra black (CP)	+\$0
8Q	folkstone grey (CP)	+\$0
HF	inner tone light	+\$0
LU	soft white	+\$0
MT	medium tone	+\$0
SG	slate grey	+\$0
WL	warm stone (CP)	+\$0
WN	warm grey neutral	+\$0

Base Power Adapter, 4 Circuit, Thin Base

A8354.  
A8355.



Product Information

Description

This power adapter converts a nonpowered panel to a powered panel. It has an electrical harness that distributes up to 4 20-amp circuits. The power adapter with side covers includes receptacle fillers or receptacle and communication port fillers. It is UL listed and CSA certified.

6"-wide power adapter harnesses have no receptacle locations; 24"- to 60"-wide power adapter harnesses have 2 receptacle locations per side.

6"-wide side covers have no receptacle locations; 24"- to 60"-wide side covers have 2 receptacle locations or 2 receptacle and 1 communication port locations per side.

Notes

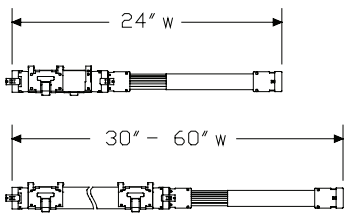
Order 4-circuit receptacle (K1311, or X1311,) separately.

Power adapter must be field installed.

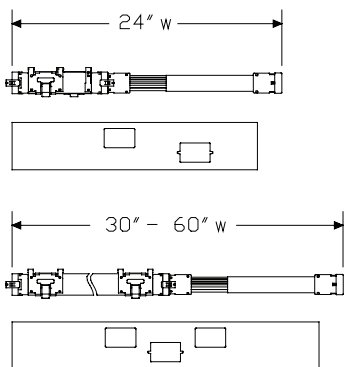
For cable capacity information, see Cable Capacity Charts in Omni.

Dimensions

No Side Covers



Side Covers



Specification Information

Step 1.

A835

Step 2. Side Covers

- 5. no side covers
- 4. side covers

Step 3. Width

For no side covers (5.)

- 06 6" wide
- 24 24" wide
- 30 30" wide
- 36 36" wide
- 42 42" wide
- 48 48" wide
- 60 60" wide

For side covers (4.)

- 24 24" wide
- 30 30" wide
- 36 36" wide
- 42 42" wide
- 48 48" wide
- 60 60" wide

Step 4. Power

For no side covers (5.) with 6" wide (06)

- E (E) 4-circuit power

For no side covers (5.) with 24" wide (24), 30" wide (30), 36" wide (36), 42" wide (42), 48" wide (48), or 60" wide (60)

- E (E) 4-circuit power

For side covers (4.)

- G (G) 4-circuit power with 2 receptacle and 1 communication port locations per side

# Base Power Adapter, 4 Circuit, Thin

Base *continued*

## Prices for Steps 1-4.

	E	G
A8355. 06	\$292	—
24	\$292	—
30	\$292	—
36	\$292	—
42	\$292	—
48	\$292	—
60	\$292	—

A8354. 24	—	\$370
30	—	\$370
36	—	\$370
42	—	\$370
48	—	\$370
60	—	\$370

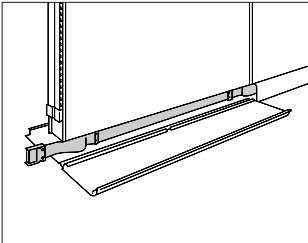
## Step 5. Cable Management Finish

### For side covers (4.)

UBK	ultra black (CP)	+\$0
8Q	folkstone grey (CP)	+\$0
HF	inner tone light	+\$0
LU	soft white	+\$0
MT	medium tone	+\$0
WL	warm stone (CP)	+\$0
WN	warm grey neutral	+\$0

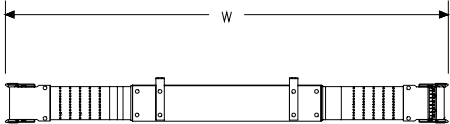
Panel Pass-Through Power Jumper

A1342.



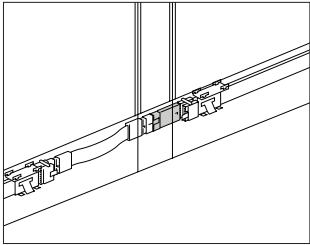
Product Information
Description
This harness extends power from a powered panel through a nonpowered panel to an adjacent powered panel. It does not provide receptacle access. The power jumper is UL listed and CSA certified.
Notes
Specify power jumper width to match nonpowered panel width.
Pass-through power jumper is not compatible with thin-based panels.
Power jumper must be field installed.
Dimensions

Specification Information
Step 1.
A1342.
Step 2. Width
2424" wide
3030" wide
3636" wide
4242" wide
4848" wide
6060" wide
Prices for Steps 1-2.
A1342. 24\$179
30\$191
36\$198
42\$212
48\$231
60\$252

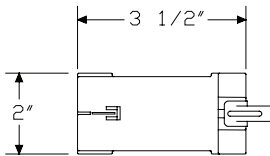




Power Harness Extender, Thin BaseA8342.



Product Information
Description
This product extends a power harness by 3" to route power in a straight line through an Action Office® Series 2 thin base connector.
Notes
Harness extender is not required when routing power harness through a connector at a 90° or 120° angle.
Dimensions

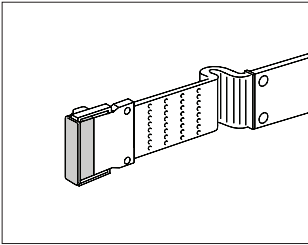


Specification Information
Step 1.
A8342.
\$53

Action Office® Series 2 Walls

Harness End Cap

G1358.

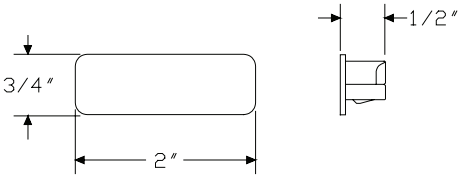


Product Information

Description

This cap covers the unused end port or side port of an Action Office® Series 2 or Ethospace® electrical harness. It also serves as a visual indicator for the last harness in a series of powered products. Cap is red. Package contains 10.

Dimensions



Specification Information

Step 1.

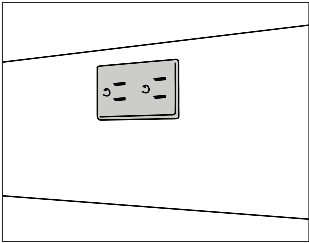
G1358. \$260

Action Office® Series 2 Walls

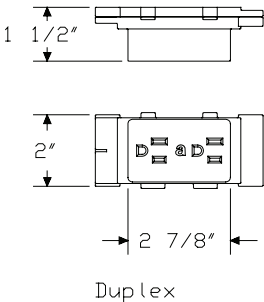
Receptacle, 4 Circuit, 15 Amp

A1311.

(package of 6)



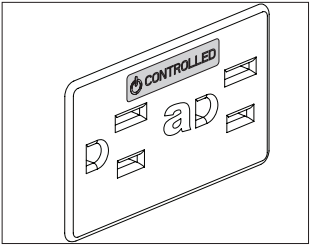
Product Information
Description
This receptacle locks into the baseline harness of an Action Office Series 2 panel. Package contains 6 receptacles. It is UL listed and CSA certified.
Notes
For information on types of receptacles and their applications, see Action Office Series 2 Planning Guide.
Dimensions



Specification Information
Step 1.
A1311.
Step 2. Type
A duplex, circuit a
B duplex, circuit b
C duplex, circuit c
DN duplex, circuit d
BI duplex, circuit b, isolated ground
CI duplex, circuit c, isolated ground
D duplex, circuit d, isolated ground
Prices for Steps 1-2.
A1311. A \$324
B \$324
C \$324
DN \$324
BI \$324
CI \$324
D \$324
Step 3. Receptacle Finish
UBK ultra black (CP) +\$0
8Q folkstone grey (CP) +\$0
HF inner tone light +\$0
LT light tone +\$0
LU soft white +\$0
MT medium tone +\$0
SG slate grey +\$0
WL warm stone (CP) +\$0
WN warm grey neutral +\$0

Controlled Receptacle Decal  
(12 per sheet)

G9999.



Product Information

Description

This decal is to be used for ASHRAE90.1 and Title 24 compliance. The decal is used to mark standard receptacles (new or existing) that are under automated control by the energy management system. 1 sheet includes 12 clear decals with white or black print.

Dimensions

Specification Information

Step 1.

G9999. A

Step 2. Color

B black print A

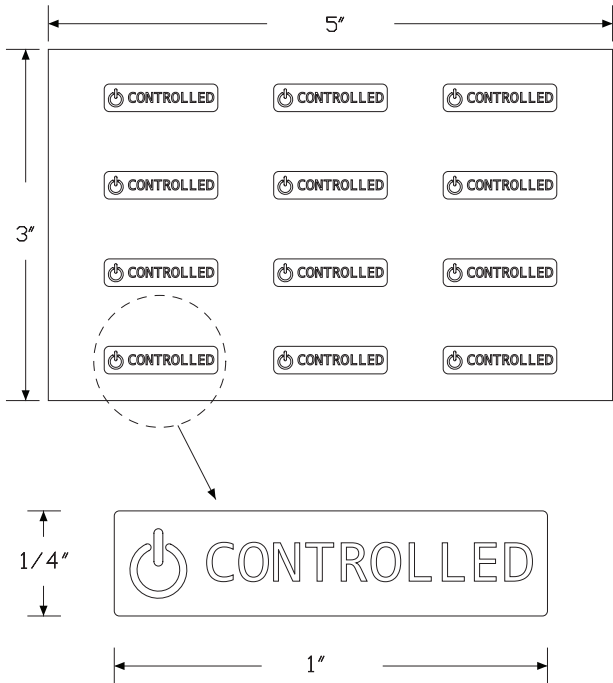
W white print A

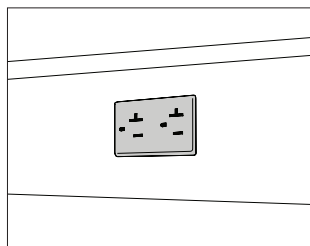
Prices for Steps 1-2.

G9999. B \$18

W \$18

Action Office® Series 2 Walls





### Product Information

#### Description

This receptacle locks into a 4-circuit electrical harness to provide power to equipment with a 20-amp standard plug head or cap. It also accepts 15-amp standard plug heads or caps. The receptacle is UL listed and CSA certified.

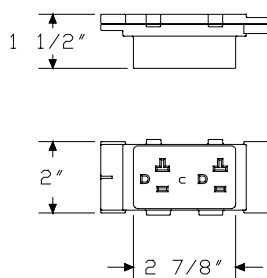
#### Notes

Receptacle cannot be used with hard-wired frame.

Avoid overloading circuit by ensuring total connected load does not exceed 16 amps. If 1 piece of equipment requires all available power, do not use receptacle's second outlet or install additional receptacles on that circuit. In many cases, equipment requiring this receptacle will use all available power. For information on types of receptacles and their applications, refer to individual product planning guides.

When locked into electrical harness of Action Office® Series 2 powered cable management panel frame, receptacle extends  $\frac{5}{8}$ " from cable management panel face, trim cover, channel, or power channel trim cover.

#### Dimensions



### Specification Information

#### Step 1.

X1311.

#### Step 2. Circuit Type

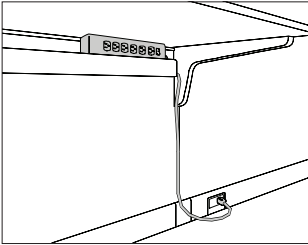
AT	circuit a
BT	circuit b
CT	circuit c
DTN	circuit d
BIT	circuit b, isolated ground
CIT	circuit c, isolated ground
DT	circuit d, isolated ground

#### Prices for Steps 1-2.

X1311. AT	\$86
BT	\$86
CT	\$86
DTN	\$86
BIT	\$86
CIT	\$86
DT	\$86

#### Step 3. Receptacle Finish

8Q	folkstone grey (CP)	+\$0
91	white (CP)	+\$0
CL	cool grey neutral	+\$0
HF	inner tone light	+\$0
LU	soft white	+\$0
MT	medium tone	+\$0
SG	slate grey	+\$0
WL	warm stone (CP)	+\$0
WN	warm grey neutral	+\$0

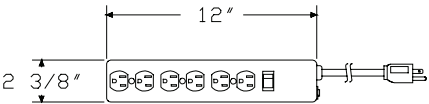


Product Information

Description

This electrical distributor provides additional receptacles at work surface height and has 6 standard, 3-prong receptacles with a 15-amp circuit breaker. Cord length is 9'. It is UL listed and CSA certified. Finish is black umber.

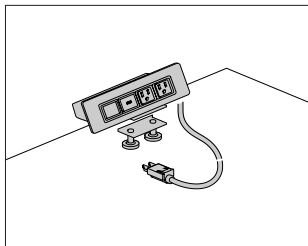
Dimensions



Specification Information

Step 1.

NP289\$170



### Product Information

#### Description

This electrical distributor can grommet-mount flush in a surface, or clamp-mount to the edge. It can be configured with several combinations of simplex receptacles, data openings, and USB charging ports. The distributor is available with a power cord with plug end, or electrical conduit for hardwire connection. A voice/data adapter kit is included, allowing the data openings to accept various manufacturers' couplers and jacks. Attachment hardware and cord/cable clips are also included. Product is UL listed.

#### Notes

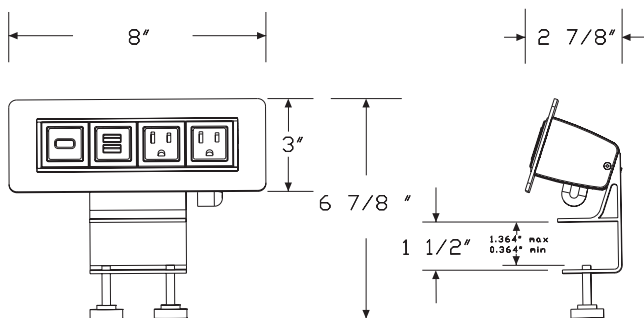
Field cutting of surface may be required. Information on surface cutout size is included on instruction sheet.

Silver option (0I) and white option (0J) have painted metal trim with white plastic simplex/data interiors. Black option (0H) has black painted trim with black plastic simplex/data interior.

Overall width for distributor with 4 openings is 8" wide. Overall width for distributor with 6 openings is 11" wide.

USB port charges at 2.1 amps.

#### Dimensions



### Specification Information

#### Step 1.

Y1323.

#### Step 2. Configuration

3	2 simplex receptacles, 2 data openings
4	3 simplex receptacles, 3 data openings
5	2 simplex receptacles, 1 data opening, 1 charging USB port
6	3 simplex receptacles, 2 data opening, 1 charging USB port

#### Step 3. Power Type

A	power cord with plug end
B	conduit with open end, for hard-wiring

#### Step 4. Cord/Conduit Length

03	3' cord/conduit
06	6' cord/conduit
10	10' cord/conduit
20	20' cord/conduit

#### Step 5. Attachment

G	grommet mount
S	surface clamp

#### Prices for Steps 1-5.

			03G	03S	06G	06S	10G	10S
Y1323.	3	A	\$415	415	415	415	433	433
		B	\$493	493	493	493	510	510
	4	A	\$517	517	517	517	530	530
		B	\$599	599	599	599	613	613
	5	A	\$580	580	580	580	597	597
		B	\$662	662	662	662	674	674
	6	A	\$681	681	681	681	699	699
		B	\$764	764	764	764	778	778
							20G	20S
Y1323.	3	A					\$504	504
		B					\$578	578
	4	A					\$606	606
		B					\$681	681
	5	A					\$668	668
		B					\$773	773
	6	A					\$768	768
		B					\$879	879

Action Office® Series 2 Walls

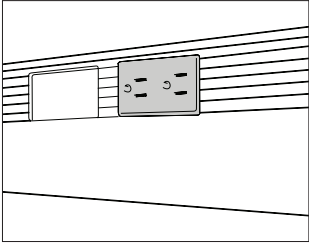
Step 6. Finish		
0H	black	+\$0
0I	silver	+\$0
0J	white	+\$0



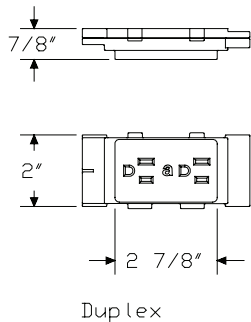
Receptacle, 4 Circuit, 15 Amp

(package of 6)

K1311.



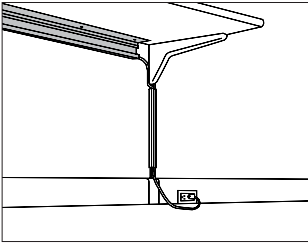
Product Information
Description
This receptacle locks into the electrical harness of the following powered products: Action Office® Series 2 cable management panel frame or Action Office Series 2 thin base panel. It provides power to equipment with a 15-amp standard plug head or cap. Package contains 6 receptacles. It is UL listed and CSA certified.
Notes
For information on types of receptacles and their applications, refer to individual product planning guides.
When specifying for Action Office Series 2 cable management panel frame, order 4-circuit receptacle (K1311.). When specifying for all other Series 2 panels, order 4-circuit receptacle (A1311.) or 20-amp 4-circuit receptacle (X1311.).
Dimensions



Specification Information
Step 1.
K1311.
Step 2. Type
A duplex, circuit a
B duplex, circuit b
C duplex, circuit c
DN duplex, circuit d
BI duplex, circuit b, isolated ground
CI duplex, circuit c, isolated ground
D duplex, circuit d, isolated ground
Prices for Steps 1-2.
K1311. A \$333
B \$333
C \$333
DN \$333
BI \$333
CI \$333
D \$333
Step 3. Receptacle Finish
8Q folkstone grey (CP) +\$0
CL cool grey neutral +\$0
HF inner tone light +\$0
LT light tone +\$0
LU soft white +\$0
MT medium tone +\$0
SG slate grey +\$0
WL warm stone (CP) +\$0
WN warm grey neutral +\$0

Cable Management Trough, Work  
Surface Suspended

AO382.

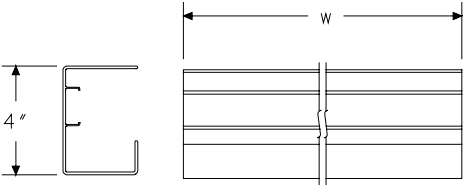


Product Information

Description

This trough attaches under an Action Office® suspended work surface to manage cables. Attachment hardware is included.

Dimensions



Specification Information

Step 1.

**AO382.**

Step 2. Width		
<b>30</b>	30" wide	
<b>40</b>	40" wide	

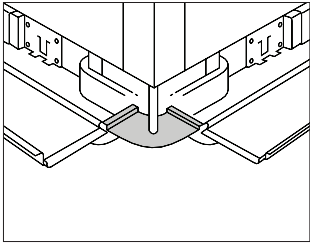
Prices for Steps 1-2.		
<b>AO382. 30</b>		\$123
<b>40</b>		\$151

Step 3. Surface Finish		
<b>UBK</b>	ultra black (CP)	+\$0
<b>MT</b>	medium tone	+\$0

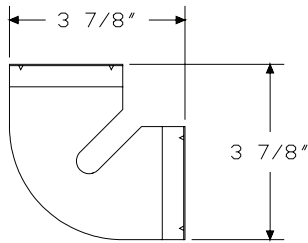
Action Office® Series 2 Walls

Cable/Energy Barrier, Connector

A1381.




Product Information
Description
This cable/energy barrier provides a continuous, grounded metal barrier at the base of a connector to separate voice/data cables from the baseline electrical harness. Package contains 6.
Notes
Barrier does not fit in thin base connectors (A8220., A8221., A8230., A8231., A8240., A8260., A8271., A8276.).
Barrier must be field installed.
Dimensions



Specification Information
Step 1.
A1381. <input type="checkbox"/>
Step 2. Configuration
1 2-way 90° connector <input type="checkbox"/>
2 spacer <input type="checkbox"/>
3 3-way 90° connector <input type="checkbox"/>
4 4-way 90° connector <input type="checkbox"/>
Prices for Steps 1-2.
A1381. 1 \$204
2 \$204
3 \$204
4 \$204

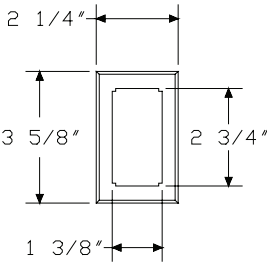
Communication Port Faceplate Reducer

G1189.



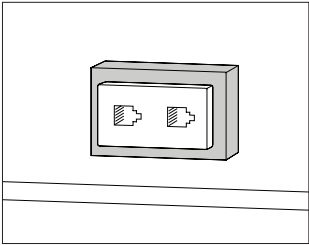
Product Information
Description
This faceplate fits into a communication port cutout and reduces the size of the cutout to fit specific telecommunications outlet/connector faceplates. Finish is black. Package contains 6.
Faceplate fits into the following communication port cutouts:
<ul style="list-style-type: none"><li>• Action Office® Series 2, or Ethospace® cable management side cover</li><li>• Action Office Series 2 cable management panel face</li><li>• Ethospace cable-access tile upper port</li><li>• Canvas communication port cutouts</li></ul>
Notes
Purchase preconfigured voice/data outlets/connector faceplates separately from their manufacturers.
When specifying faceplate for Action Office Series 2 panel or Ethospace frame, order "J" or "G" power option with communication port locations.
When specifying faceplate for Ethospace grooved face tile or frame with grooved side covers, order both reducer (G1189.A) and extender (G1189.B).
Dimensions

Specification Information
Step 1.
G1189.A
\$84

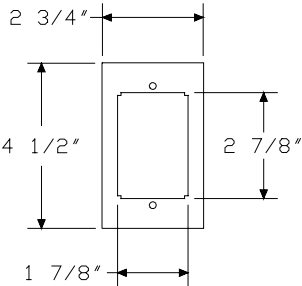


Communication Port Faceplate  
Extender

G1189.



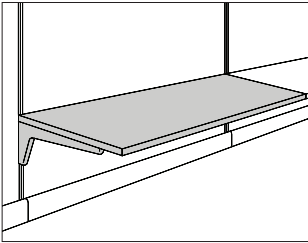
Product Information
<p>Description</p> <p>This faceplate fits over the communication port cutout of the following products: Action Office® Series 2 or Ethospace® cable management side cover; Action Office Series 2 cable management panel face; or Ethospace cable access tile upper port. It allows installation of specific cable communication modules without interfering with cable distribution capacity. Attachment hardware is included. Package contains 6.</p>
<p>Notes</p> <p>Purchase preconfigured voice/data modules/faceplates separately from their manufacturers.</p> <p>When specifying faceplate for Action Office Series 2 panel or Ethospace frame, order "J" or "G" power option with communication port locations.</p> <p>When specifying faceplate for Ethospace grooved face tile or frame with grooved side covers, order both reducer (G1189.A) and extender (G1189.B).</p>
<p>Dimensions</p>



Specification Information
<p>Step 1.</p> <p><b>G1189.B</b> \$111</p>
<p>Step 2. Surface Finish</p> <p><b>8Q</b> folkstone grey (CP) +\$0</p> <p><b>91</b> white (CP) +\$0</p> <p><b>98</b> studio white (CP) <input type="checkbox"/> A +\$0</p> <p><b>CL</b> cool grey neutral +\$0</p> <p><b>G1</b> graphite (CP) +\$0</p> <p><b>HF</b> inner tone light +\$0</p> <p><b>LU</b> soft white +\$0</p> <p><b>MT</b> medium tone +\$0</p> <p><b>SG</b> slate grey +\$0</p> <p><b>WL</b> warm stone (CP) +\$0</p> <p><b>WN</b> warm grey neutral +\$0</p>

Squared-Edge Rectangular Work Surface

A2310.



Product Information

Description

This work surface hangs from a panel or wall strips and has predrilled holes for drawers and suspended pedestals. It is available in 2 depths and 23 widths. The work surface has a laminate top and thermoplastic edge, laminate top with a thermoplastic backed plywood edge, or a veneer top and edge. Attachment hardware is included.

66"- and 72"-wide surfaces include 1 additional center bracket; 78", 84", 90", and 96"-wide surfaces include 2 additional center brackets.

Notes

For additional size, shape, cable management, and finish options, see Vary Easy Program in Appendices.

To use freestanding pedestal or lateral file below work surface requires following clearance:

Surface Width—Filing Width Clearance

24"—21"

30"—27"

36"—33"

42"—39"

48"—45"

54"—51"

60"—57"

66"—27"

72"—34 1/4"

78"—34 1/4"

84"—39 1/4"

90"—42"

96"—45"

For additional support at front corner of work surface, order work surface bracket (A2390.) separately.

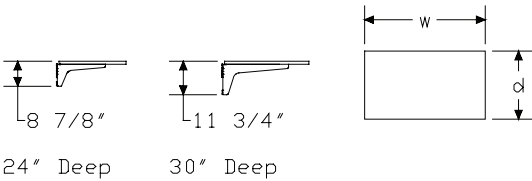
To order optional storage products, see Filing and Storage.

MicrobeCare™ is an antimicrobial coating applied to the laminate or veneer surface of this product.

MicrobeCare™ protects products from mold, mildew, algae, and bacteria that cause deterioration, discoloration, odors, and stains.

MicrobeCare™ is registered with the US Environmental Protection Agency (EPA).

Dimensions



# Squared-Edge Rectangular Work Surface *continued*

## Specification Information

### Step 1.

**A2310.**

### Step 2. Depth

**24** 24" deep  
**30** 30" deep

### Step 3. Width

**24** 24" wide  
**30** 30" wide  
**36** 36" wide  
**42** 42" wide  
**48** 48" wide  
**54** 54" wide  
**60** 60" wide  
**66** 66" wide  
**72** 72" wide  
**78** 78" wide  
**84** 84" wide  
**90** 90" wide  
**96** 96" wide

### Step 4. Surface Material

For 24" wide (24), 30" wide (30), 36" wide (36), 42" wide (42), 48" wide (48), 60" wide (60), 66" wide (66), 72" wide (72), 84" wide (84), 90" wide (90), or 96" wide (96)

**J** thermally-fused laminate top/thermoplastic edge with MicrobeCare™  
**M** thermally-fused laminate top/thermoplastic edge  
**T** thermally-fused laminate top/universal edge  
**L** high-pressure laminate top/thermoplastic edge  
**U** high-pressure laminate/universal edge  
**W** veneer **A**  
**A** high-pressure laminate top/thermoplastic edge with MicrobeCare™ **A**

For 54" wide (54) or 78" wide (78)

**J** thermally-fused laminate top/thermoplastic edge with MicrobeCare™  
**M** thermally-fused laminate top/thermoplastic edge  
**T** thermally-fused laminate top/universal edge  
**L** high-pressure laminate top/thermoplastic edge  
**U** high-pressure laminate/universal edge  
**A** high-pressure laminate top/thermoplastic edge with MicrobeCare™ **A**

## Prices for Steps 1-4.

		J	M	T	L	U	W
<b>A2310.</b>	<b>24 24</b>	\$488	405	392	499	483	824
	<b>30</b>	\$514	428	428	528	528	879
	<b>36</b>	\$539	455	455	561	561	958
	<b>42</b>	\$565	480	480	593	593	1028
	<b>48</b>	\$604	507	507	624	624	1089
	<b>54</b>	\$701	604	604	744	744	—
	<b>60</b>	\$742	645	629	794	775	1383
	<b>66</b>	\$798	701	701	863	863	1496
	<b>72</b>	\$828	731	728	901	896	1558
	<b>78</b>	\$910	800	800	985	985	—
	<b>84</b>	\$936	826	826	1017	1017	1731
	<b>90</b>	\$1024	913	888	1124	1094	1794
	<b>96</b>	\$1094	981	956	1209	1178	1855
	<b>30 24</b>	\$533	449	438	553	539	879
	<b>30</b>	\$565	480	480	593	593	987
	<b>36</b>	\$637	554	538	682	663	1089
	<b>42</b>	\$684	598	583	738	718	1170
	<b>48</b>	\$719	622	606	766	747	1211
	<b>54</b>	\$824	728	710	896	875	—
	<b>60</b>	\$891	794	772	978	952	1505
	<b>66</b>	\$922	826	804	1017	990	1619
	<b>72</b>	\$1008	913	888	1124	1094	1743
	<b>78</b>	\$1087	978	951	1204	1170	—
	<b>84</b>	\$1133	1024	998	1262	1229	1890
	<b>90</b>	\$1202	1091	1065	1344	1312	1985
	<b>96</b>	\$1275	1163	1136	1433	1399	2074

		<b>A</b>
<b>A2310.</b>	<b>24 24</b>	\$601
	<b>30</b>	\$633
	<b>36</b>	\$664
	<b>42</b>	\$697
	<b>48</b>	\$744
	<b>54</b>	\$863
	<b>60</b>	\$914
	<b>66</b>	\$983
	<b>72</b>	\$1020
	<b>78</b>	\$1120
	<b>84</b>	\$1152
	<b>90</b>	\$1262
	<b>96</b>	\$1347

## Squared-Edge Rectangular Work Surface *continued*

<b>30 24</b>	\$657
<b>30</b>	\$697
<b>36</b>	\$785
<b>42</b>	\$843
<b>48</b>	\$886
<b>54</b>	\$1015
<b>60</b>	\$1098
<b>66</b>	\$1136
<b>72</b>	\$1243
<b>78</b>	\$1339
<b>84</b>	\$1396
<b>90</b>	\$1481
<b>96</b>	\$1570

### Step 5.

#### Top Finish

For high-pressure laminate top/thermoplastic edge (L), high-pressure laminate/universal edge (U), or high-pressure laminate top/thermoplastic edge with MicrobeCare™ (A)

<b>125</b>	natural maple (CP)	+\$0
<b>126</b>	natural cherry (CP)	+\$0
<b>127</b>	walnut (CP)	+\$0
<b>139</b>	light ash (CP)	+\$0
<b>140</b>	warm ash (CP)	+\$0
<b>UBK</b>	ultra black (CP)	+\$0
<b>76</b>	light brown walnut	+\$0
<b>8Q</b>	folkstone grey (CP)	+\$0
<b>91</b>	white (CP)	+\$0
<b>98</b>	studio white (CP)	+\$0
<b>CL</b>	cool grey neutral	+\$0
<b>HF</b>	inner tone light	+\$0
<b>HP</b>	light anigre	+\$0
<b>LBA</b>	clear on ash (CP)	+\$0
<b>LBR</b>	phantom ecru	+\$0
<b>LBS</b>	phantom cocoa	+\$0
<b>LBU</b>	medium matte walnut (CP)	+\$0
<b>LBV</b>	warm grey teak	+\$0
<b>LBB</b>	oak on ash (CP)	+\$0
<b>LBC</b>	walnut on ash (CP)	+\$0
<b>LBF</b>	neutral twill	+\$0
<b>LBJ</b>	graphite twill	+\$0
<b>LBQ</b>	white twill	+\$0
<b>LT</b>	light tone	+\$0
<b>LU</b>	soft white	+\$0
<b>WL</b>	warm stone (CP)	+\$0
<b>WN</b>	warm grey neutral	+\$0

#### Top Finish

For thermally-fused laminate top/thermoplastic edge with MicrobeCare™ (J), thermally-fused laminate top/thermoplastic edge (M), or thermally-fused laminate top/universal edge (T)

<b>125</b>	natural maple (CP)	+\$0
<b>126</b>	natural cherry (CP)	+\$0
<b>127</b>	walnut (CP)	+\$0
<b>139</b>	light ash (CP)	+\$0
<b>140</b>	warm ash (CP)	+\$0
<b>8Q</b>	folkstone grey (CP)	+\$0
<b>91</b>	white (CP)	+\$0
<b>98</b>	studio white (CP)	+\$0
<b>LBA</b>	clear on ash (CP)	+\$0
<b>LBB</b>	oak on ash (CP)	+\$0
<b>LBC</b>	walnut on ash (CP)	+\$0
<b>LBF</b>	neutral twill	+\$0
<b>LBQ</b>	white twill	+\$0
<b>LBU</b>	medium matte walnut (CP)	+\$0

#### Top/Edge Finish: Wood Veneer

For veneer (W)

<b>2U</b>	light brown walnut	<b>A</b>	+\$89
<b>40</b>	dark brown walnut	<b>A</b>	+\$89
<b>EW</b>	medium matte walnut	<b>A</b>	+\$89
<b>UL</b>	natural maple	<b>A</b>	+\$89



## Squared-Edge Rectangular Work Surface *continued*

### Step 6. Edge Finish

*For thermally-fused laminate top/thermoplastic edge with MicrobeCare™ (J), thermally-fused laminate top/thermoplastic edge (M), high-pressure laminate top/thermoplastic edge (L), or high-pressure laminate top/thermoplastic edge with MicrobeCare™ (A)*

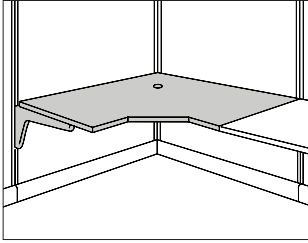
<b>125</b>	natural maple (CP)	+\$0
<b>126</b>	natural cherry (CP)	+\$0
<b>127</b>	walnut (CP)	+\$0
<b>139</b>	light ash (CP)	+\$0
<b>140</b>	warm ash (CP)	+\$0
<b>G1</b>	graphite (CP)	+\$0
<b>UBK</b>	ultra black (CP)	+\$0
<b>76</b>	light brown walnut	+\$0
<b>8Q</b>	folkstone grey (CP)	+\$0
<b>91</b>	white (CP)	+\$0
<b>98</b>	studio white (CP)	+\$0
<b>CL</b>	cool grey neutral	+\$0
<b>HF</b>	inner tone light	+\$0
<b>HP</b>	light anigre	+\$0
<b>LBA</b>	clear on ash (CP)	+\$0
<b>LBR</b>	phantom ecru	+\$0
<b>LBS</b>	phantom cocoa	+\$0
<b>LBU</b>	medium matte walnut (CP)	+\$0
<b>LBV</b>	warm grey teak	+\$0
<b>LBB</b>	oak on ash (CP)	+\$0
<b>LBC</b>	walnut on ash (CP)	+\$0
<b>LBF</b>	neutral twill	+\$0
<b>LBJ</b>	graphite twill	+\$0
<b>LBQ</b>	white twill	+\$0
<b>LU</b>	soft white	+\$0
<b>WL</b>	warm stone (CP)	+\$0
<b>WN</b>	warm grey neutral	+\$0

*For thermally-fused laminate top/universal edge (T) or high-pressure laminate/universal edge (U)*

<b>PLY</b>	plywood edge	+\$56
------------	--------------	-------

### Step 7. Support Finish

<b>UBK</b>	ultra black (CP)	+\$0
<b>8Q</b>	folkstone grey (CP)	+\$0
<b>HF</b>	inner tone light	+\$0
<b>LT</b>	light tone	+\$0
<b>LU</b>	soft white	+\$0
<b>MT</b>	medium tone	+\$0
<b>SG</b>	slate grey	+\$0
<b>WL</b>	warm stone (CP)	+\$0
<b>WN</b>	warm grey neutral	+\$0



#### Product Information

##### Description

This 90° corner work surface hangs from panels or wall strips and has a cable access hole. It has a laminate top and thermoplastic edge, laminate top with a thermoplastic backed plywood edge, or a veneer top and edge. Attachment hardware is included.

##### Notes

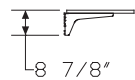
For additional size, shape, cable management, and finish options, see Vary Easy Program in Appendices.

The following work surfaces are predrilled for a pencil drawer:

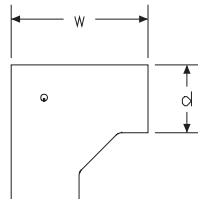
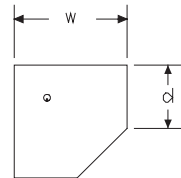
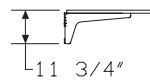
- 24"-deep, 42"- or 48"-wide
- 30"-deep, 48"-wide

##### Dimensions

24" Deep



30" Deep



24" Deep X 36" Wide

24" Deep X 42" Wide

30" Deep X 42" Wide

24" Deep X 48" Wide

30" Deep X 36" Wide

30" Deep X 48" Wide

#### Specification Information

##### Step 1.

A2332.

##### Step 2. Size

- 2436 24" deep x 36" wide
- 2442 24" deep x 42" wide
- 2448 24" deep x 48" wide
- 3036 30" deep x 36" wide
- 3042 30" deep x 42" wide
- 3048 30" deep x 48" wide

##### Step 3. Surface Material

For 24" deep x 36" wide (2436), 30" deep x 36" wide (3036), or 30" deep x 42" wide (3042)

- L high-pressure laminate top/thermoplastic edge
- U high-pressure laminate/universal edge
- W veneer A

For 24" deep x 42" wide (2442), 24" deep x 48" wide (2448), or 30" deep x 48" wide (3048)

- L high-pressure laminate top/thermoplastic edge
- W veneer A

##### Prices for Steps 1-3.

		L	U	W
A2332.	2436	\$876	803	1569
	2442	\$955	—	1656
	2448	\$1032	—	1731
	3036	\$1038	951	1718
	3042	\$1033	944	1734
	3048	\$1205	—	1916

# Squared-Edge Corner Work Surface

continued

## Step 4.

### Top Finish

For high-pressure laminate top/thermoplastic edge (L) or high-pressure laminate/universal edge (U)

<b>125</b>	natural maple (CP)	+\$0
<b>126</b>	natural cherry (CP)	+\$0
<b>127</b>	walnut (CP)	+\$0
<b>139</b>	light ash (CP)	+\$0
<b>140</b>	warm ash (CP)	+\$0
<b>UBK</b>	ultra black (CP)	+\$0
<b>76</b>	light brown walnut	+\$0
<b>8Q</b>	folkstone grey (CP)	+\$0
<b>91</b>	white (CP)	+\$0
<b>98</b>	studio white (CP)	+\$0
<b>CL</b>	cool grey neutral	+\$0
<b>HF</b>	inner tone light	+\$0
<b>HP</b>	light anigre	+\$0
<b>LBA</b>	clear on ash (CP)	+\$0
<b>LBR</b>	phantom ecru	+\$0
<b>LBS</b>	phantom cocoa	+\$0
<b>LBU</b>	medium matte walnut (CP)	+\$0
<b>LBV</b>	warm grey teak	+\$0
<b>LBB</b>	oak on ash (CP)	+\$0
<b>LBC</b>	walnut on ash (CP)	+\$0
<b>LBF</b>	neutral twill	+\$0
<b>LBJ</b>	graphite twill	+\$0
<b>LBQ</b>	white twill	+\$0
<b>LT</b>	light tone	+\$0
<b>LU</b>	soft white	+\$0
<b>WL</b>	warm stone (CP)	+\$0
<b>WN</b>	warm grey neutral	+\$0

### Top/Edge Finish: Wood Veneer

For veneer (W)

<b>2U</b>	light brown walnut <input type="checkbox"/>	+\$137
<b>40</b>	dark brown walnut <input type="checkbox"/>	+\$137
<b>CHD</b>	noble cherry <input type="checkbox"/>	+\$123
<b>EW</b>	medium matte walnut <input type="checkbox"/>	+\$137
<b>UL</b>	natural maple <input type="checkbox"/>	+\$137

## Step 5. Edge Finish

For high-pressure laminate top/thermoplastic edge (L)

<b>125</b>	natural maple (CP)	+\$0
<b>126</b>	natural cherry (CP)	+\$0
<b>127</b>	walnut (CP)	+\$0
<b>139</b>	light ash (CP)	+\$0
<b>140</b>	warm ash (CP)	+\$0
<b>G1</b>	graphite (CP)	+\$0
<b>UBK</b>	ultra black (CP)	+\$0
<b>76</b>	light brown walnut	+\$0
<b>8Q</b>	folkstone grey (CP)	+\$0
<b>91</b>	white (CP)	+\$0
<b>98</b>	studio white (CP)	+\$0
<b>CL</b>	cool grey neutral	+\$0
<b>HF</b>	inner tone light	+\$0
<b>HP</b>	light anigre	+\$0
<b>LBA</b>	clear on ash (CP)	+\$0
<b>LBR</b>	phantom ecru	+\$0
<b>LBS</b>	phantom cocoa	+\$0
<b>LBU</b>	medium matte walnut (CP)	+\$0
<b>LBV</b>	warm grey teak	+\$0
<b>LBB</b>	oak on ash (CP)	+\$0
<b>LBC</b>	walnut on ash (CP)	+\$0
<b>LBF</b>	neutral twill	+\$0
<b>LBJ</b>	graphite twill	+\$0
<b>LBQ</b>	white twill	+\$0
<b>LU</b>	soft white	+\$0
<b>WL</b>	warm stone (CP)	+\$0
<b>WN</b>	warm grey neutral	+\$0

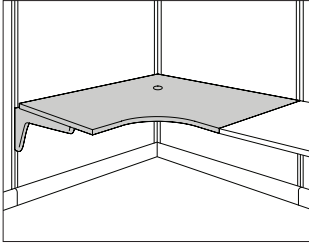
For high-pressure laminate/universal edge (U)

<b>PLY</b>	plywood edge	+\$56
------------	--------------	-------

## Step 6. Support Finish

<b>UBK</b>	ultra black (CP)	+\$0
<b>8Q</b>	folkstone grey (CP)	+\$0
<b>HF</b>	inner tone light	+\$0
<b>LT</b>	light tone	+\$0
<b>LU</b>	soft white	+\$0
<b>MT</b>	medium tone	+\$0
<b>SG</b>	slate grey	+\$0
<b>WL</b>	warm stone (CP)	+\$0
<b>WN</b>	warm grey neutral	+\$0

# Squared-Edge Concave Corner Work Surface A2333.



## Product Information

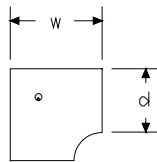
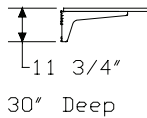
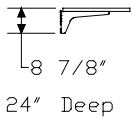
### Description

This 90° corner work surface hangs from panels or wall strips. It has a cable access hole and a laminate top and thermoplastic edge or a veneer top and edge. Attachment hardware is included.

### Notes

For additional size, shape, cable management, and finish options, see Vary Easy Program in Appendices.

### Dimensions



## Specification Information

### Step 1.

**A2333.**

### Step 2. Depth

<b>24</b>	24" deep
<b>30</b>	30" deep

### Step 3. Width

<b>36</b>	36" wide
<b>42</b>	42" wide
<b>48</b>	48" wide

### Step 4. Surface Material

<b>M</b>	thermally-fused laminate top/thermoplastic edge
<b>L</b>	high-pressure laminate top/thermoplastic edge
<b>W</b>	veneer <span style="border: 1px solid black; padding: 0 2px;">A</span>

### Prices for Steps 1-4.

			<b>M</b>	<b>L</b>	<b>W</b>
<b>A2333.</b>	<b>24</b>	<b>36</b>	\$711	876	1569
		<b>42</b>	\$775	955	1656
		<b>48</b>	\$837	1032	1731
	<b>30</b>	<b>36</b>	\$843	1038	1755
		<b>42</b>	\$838	1033	1734
		<b>48</b>	\$978	1205	1916

## Squared-Edge Concave Corner Work Surface *continued*

### Step 5.

#### Top Finish

##### *For high-pressure laminate top/thermoplastic edge (L)*

<b>125</b>	natural maple (CP)	+\$0
<b>126</b>	natural cherry (CP)	+\$0
<b>127</b>	walnut (CP)	+\$0
<b>139</b>	light ash (CP)	+\$0
<b>140</b>	warm ash (CP)	+\$0
<b>UBK</b>	ultra black (CP)	+\$0
<b>76</b>	light brown walnut	+\$0
<b>8Q</b>	folkstone grey (CP)	+\$0
<b>91</b>	white (CP)	+\$0
<b>98</b>	studio white (CP)	+\$0
<b>CL</b>	cool grey neutral	+\$0
<b>HF</b>	inner tone light	+\$0
<b>HP</b>	light anigre	+\$0
<b>LBA</b>	clear on ash (CP)	+\$0
<b>LBR</b>	phantom ecru	+\$0
<b>LBS</b>	phantom cocoa	+\$0
<b>LBU</b>	medium matte walnut (CP)	+\$0
<b>LBV</b>	warm grey teak	+\$0
<b>LBB</b>	oak on ash (CP)	+\$0
<b>LBC</b>	walnut on ash (CP)	+\$0
<b>LBF</b>	neutral twill	+\$0
<b>LBJ</b>	graphite twill	+\$0
<b>LBQ</b>	white twill	+\$0
<b>LT</b>	light tone	+\$0
<b>LU</b>	soft white	+\$0
<b>WL</b>	warm stone (CP)	+\$0
<b>WN</b>	warm grey neutral	+\$0

#### Top Finish

##### *For thermally-fused laminate top/thermoplastic edge (M)*

<b>125</b>	natural maple (CP)	+\$0
<b>126</b>	natural cherry (CP)	+\$0
<b>127</b>	walnut (CP)	+\$0
<b>139</b>	light ash (CP)	+\$0
<b>140</b>	warm ash (CP)	+\$0
<b>8Q</b>	folkstone grey (CP)	+\$0
<b>91</b>	white (CP)	+\$0
<b>98</b>	studio white (CP)	+\$0
<b>LBA</b>	clear on ash (CP)	+\$0
<b>LBB</b>	oak on ash (CP)	+\$0
<b>LBC</b>	walnut on ash (CP)	+\$0
<b>LBF</b>	neutral twill	+\$0
<b>LBQ</b>	white twill	+\$0
<b>LBU</b>	medium matte walnut (CP)	+\$0

#### Top/Edge Finish: Wood Veneer

##### *For veneer (W)*

<b>2U</b>	light brown walnut <input type="checkbox"/>	+\$137
<b>40</b>	dark brown walnut <input type="checkbox"/>	+\$137
<b>CHD</b>	noble cherry <input type="checkbox"/>	+\$123
<b>EW</b>	medium matte walnut <input type="checkbox"/>	+\$137
<b>UL</b>	natural maple <input type="checkbox"/>	+\$137

## Squared-Edge Concave Corner Work Surface *continued*

### Step 6. Edge Finish

*For thermally-fused laminate top/thermoplastic edge (M) or  
high-pressure laminate top/thermoplastic edge (L)*

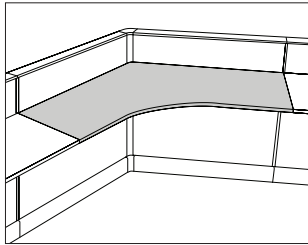
125	natural maple (CP)	+\$0
126	natural cherry (CP)	+\$0
127	walnut (CP)	+\$0
139	light ash (CP)	+\$0
140	warm ash (CP)	+\$0
G1	graphite (CP)	+\$0
UBK	ultra black (CP)	+\$0
76	light brown walnut	+\$0
8Q	folkstone grey (CP)	+\$0
91	white (CP)	+\$0
98	studio white (CP)	+\$0
CL	cool grey neutral	+\$0
HF	inner tone light	+\$0
HP	light anigre	+\$0
LBA	clear on ash (CP)	+\$0
LBR	phantom ecru	+\$0
LBS	phantom cocoa	+\$0
LBU	medium matte walnut (CP)	+\$0
LBV	warm grey teak	+\$0
LBB	oak on ash (CP)	+\$0
LBC	walnut on ash (CP)	+\$0
LBF	neutral twill	+\$0
LBJ	graphite twill	+\$0
LBQ	white twill	+\$0
LU	soft white	+\$0
WL	warm stone (CP)	+\$0
WN	warm grey neutral	+\$0

### Step 7. Support Finish

UBK	ultra black (CP)	+\$0
8Q	folkstone grey (CP)	+\$0
HF	inner tone light	+\$0
LT	light tone	+\$0
LU	soft white	+\$0
MT	medium tone	+\$0
SG	slate grey	+\$0
WL	warm stone (CP)	+\$0
WN	warm grey neutral	+\$0

Squared-Edge 120° Corner Work  
Surface, 90° Ends

A2340.

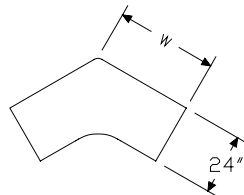
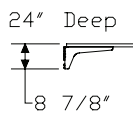


Product Information

Description

This 120° corner work surface hangs from panels and has two 90° ends. It has a laminate top and thermoplastic edge or a veneer top and edge. Attachment hardware is included.

Dimensions



Specification Information

Step 1.

A2340.

Step 2. Depth

24 24" deep

Step 3. Width

24 24" wide  
30 30" wide  
36 36" wide  
42 42" wide  
48 48" wide  
60 60" wide

Step 4. Surface Material

For 24" wide (24), 30" wide (30), 36" wide (36), 42" wide (42), or 48" wide (48)

M thermally-fused laminate top/thermoplastic edge

L high-pressure laminate top/thermoplastic edge

W veneer ☐ A

For 60" wide (60)

L high-pressure laminate top/thermoplastic edge

Prices for Steps 1-4.

		M	L	W
A2340.	24 24	\$926	1141	1898
	30	\$993	1223	2039
	36	\$1061	1307	2178
	42	\$1179	1452	2449
	48	\$1243	1530	2712
	60	—	\$2012	—

Squared-Edge 120° Corner Work  
Surface, 90° Ends *continued*

Step 5.

Top Finish

*For high-pressure laminate top/thermoplastic edge (L)*

125	natural maple (CP)	+\$0
126	natural cherry (CP)	+\$0
127	walnut (CP)	+\$0
139	light ash (CP)	+\$0
140	warm ash (CP)	+\$0
UBK	ultra black (CP)	+\$0
76	light brown walnut	+\$0
8Q	folkstone grey (CP)	+\$0
91	white (CP)	+\$0
98	studio white (CP)	+\$0
CL	cool grey neutral	+\$0
HF	inner tone light	+\$0
HP	light anigre	+\$0
LBA	clear on ash (CP)	+\$0
LBR	phantom ecru	+\$0
LBS	phantom cocoa	+\$0
LBU	medium matte walnut (CP)	+\$0
LBV	warm grey teak	+\$0
LBB	oak on ash (CP)	+\$0
LBC	walnut on ash (CP)	+\$0
LBF	neutral twill	+\$0
LBJ	graphite twill	+\$0
LBQ	white twill	+\$0
LT	light tone	+\$0
LU	soft white	+\$0
WL	warm stone (CP)	+\$0
WN	warm grey neutral	+\$0

Top Finish

*For thermally-fused laminate top/thermoplastic edge (M)*

125	natural maple (CP)	+\$0
126	natural cherry (CP)	+\$0
127	walnut (CP)	+\$0
139	light ash (CP)	+\$0
140	warm ash (CP)	+\$0
8Q	folkstone grey (CP)	+\$0
91	white (CP)	+\$0
98	studio white (CP)	+\$0
LBA	clear on ash (CP)	+\$0
LBB	oak on ash (CP)	+\$0
LBC	walnut on ash (CP)	+\$0
LBF	neutral twill	+\$0
LBQ	white twill	+\$0
LBU	medium matte walnut (CP)	+\$0

Top/Edge Finish: Wood Veneer

*For veneer (W)*

2U	light brown walnut	A	+\$137
40	dark brown walnut	A	+\$137
CHD	noble cherry	A	+\$123
EW	medium matte walnut	A	+\$137
UL	natural maple	A	+\$137



Squared-Edge 120° Corner Work  
Surface, 90° Ends *continued*

Step 6. Edge Finish

*For thermally-fused laminate top/thermoplastic edge (M) or  
high-pressure laminate top/thermoplastic edge (L)*

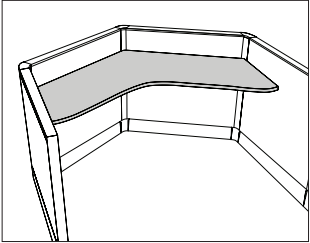
<b>125</b>	natural maple (CP)	+\$0
<b>126</b>	natural cherry (CP)	+\$0
<b>127</b>	walnut (CP)	+\$0
<b>139</b>	light ash (CP)	+\$0
<b>140</b>	warm ash (CP)	+\$0
<b>G1</b>	graphite (CP)	+\$0
<b>UBK</b>	ultra black (CP)	+\$0
<b>76</b>	light brown walnut	+\$0
<b>8Q</b>	folkstone grey (CP)	+\$0
<b>91</b>	white (CP)	+\$0
<b>98</b>	studio white (CP)	+\$0
<b>CL</b>	cool grey neutral	+\$0
<b>HF</b>	inner tone light	+\$0
<b>HP</b>	light anigre	+\$0
<b>LBA</b>	clear on ash (CP)	+\$0
<b>LBR</b>	phantom ecru	+\$0
<b>LBS</b>	phantom cocoa	+\$0
<b>LBU</b>	medium matte walnut (CP)	+\$0
<b>LBV</b>	warm grey teak	+\$0
<b>LBB</b>	oak on ash (CP)	+\$0
<b>LBC</b>	walnut on ash (CP)	+\$0
<b>LBF</b>	neutral twill	+\$0
<b>LBJ</b>	graphite twill	+\$0
<b>LBQ</b>	white twill	+\$0
<b>LU</b>	soft white	+\$0
<b>WL</b>	warm stone (CP)	+\$0
<b>WN</b>	warm grey neutral	+\$0

Step 7. Support Finish

<b>UBK</b>	ultra black (CP)	+\$0
<b>8Q</b>	folkstone grey (CP)	+\$0
<b>HF</b>	inner tone light	+\$0
<b>LT</b>	light tone	+\$0
<b>LU</b>	soft white	+\$0
<b>MT</b>	medium tone	+\$0
<b>SG</b>	slate grey	+\$0
<b>WL</b>	warm stone (CP)	+\$0
<b>WN</b>	warm grey neutral	+\$0

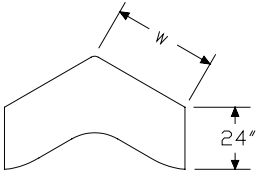
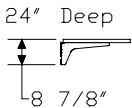
Squared-Edge 120° Corner Work  
Surface, 120° Ends

A2341.



Product Information
Description
This 120° corner work surface hangs from panels and has two 120° extended ends. The ends fit against 2 return panels connected by 120° connectors and form a 120° workstation angle. It has a laminate top and thermoplastic edge or a veneer top and edge. Attachment hardware is included.
Dimensions

Specification Information
Step 1.
A2341.
Step 2. Depth
24 24" deep
Step 3. Width
36 36" wide
42 42" wide
48 48" wide
60 60" wide
Step 4. Surface Material



For 36" wide (36), 42" wide (42), or 48" wide (48)	
M	thermally-fused laminate top/thermoplastic edge
L	high-pressure laminate top/thermoplastic edge
W	veneer <span>A</span>
For 60" wide (60)	
M	thermally-fused laminate top/thermoplastic edge
L	high-pressure laminate top/thermoplastic edge

Prices for Steps 1-4.				
		M	L	W
A2341.	24 36	\$1158	1425	2360
	42	\$1278	1573	2638
	48	\$1416	1743	2913
	60	\$1753	2159	—

Squared-Edge 120° Corner Work  
Surface, 120° Ends *continued*

Step 5.

Top Finish

*For high-pressure laminate top/thermoplastic edge (L)*

<b>125</b>	natural maple (CP)	+\$0
<b>126</b>	natural cherry (CP)	+\$0
<b>127</b>	walnut (CP)	+\$0
<b>139</b>	light ash (CP)	+\$0
<b>140</b>	warm ash (CP)	+\$0
<b>UBK</b>	ultra black (CP)	+\$0
<b>76</b>	light brown walnut	+\$0
<b>8Q</b>	folkstone grey (CP)	+\$0
<b>91</b>	white (CP)	+\$0
<b>98</b>	studio white (CP)	+\$0
<b>CL</b>	cool grey neutral	+\$0
<b>HF</b>	inner tone light	+\$0
<b>HP</b>	light anigre	+\$0
<b>LBA</b>	clear on ash (CP)	+\$0
<b>LBR</b>	phantom ecru	+\$0
<b>LBS</b>	phantom cocoa	+\$0
<b>LBU</b>	medium matte walnut (CP)	+\$0
<b>LBV</b>	warm grey teak	+\$0
<b>LBB</b>	oak on ash (CP)	+\$0
<b>LBC</b>	walnut on ash (CP)	+\$0
<b>LBF</b>	neutral twill	+\$0
<b>LBJ</b>	graphite twill	+\$0
<b>LBQ</b>	white twill	+\$0
<b>LT</b>	light tone	+\$0
<b>LU</b>	soft white	+\$0
<b>WL</b>	warm stone (CP)	+\$0
<b>WN</b>	warm grey neutral	+\$0

Top Finish

*For thermally-fused laminate top/thermoplastic edge (M)*

<b>125</b>	natural maple (CP)	+\$0
<b>126</b>	natural cherry (CP)	+\$0
<b>127</b>	walnut (CP)	+\$0
<b>139</b>	light ash (CP)	+\$0
<b>140</b>	warm ash (CP)	+\$0
<b>8Q</b>	folkstone grey (CP)	+\$0
<b>91</b>	white (CP)	+\$0
<b>98</b>	studio white (CP)	+\$0
<b>LBA</b>	clear on ash (CP)	+\$0
<b>LBB</b>	oak on ash (CP)	+\$0
<b>LBC</b>	walnut on ash (CP)	+\$0
<b>LBF</b>	neutral twill	+\$0
<b>LBQ</b>	white twill	+\$0
<b>LBU</b>	medium matte walnut (CP)	+\$0

Top/Edge Finish: Wood Veneer

*For veneer (W)*

<b>2U</b>	light brown walnut <input type="checkbox"/>	+\$137
<b>40</b>	dark brown walnut <input type="checkbox"/>	+\$137
<b>CHD</b>	noble cherry <input type="checkbox"/>	+\$123
<b>EW</b>	medium matte walnut <input type="checkbox"/>	+\$137
<b>UL</b>	natural maple <input type="checkbox"/>	+\$137

Squared-Edge 120° Corner Work  
Surface, 120° Ends *continued*

Step 6. Edge Finish

*For thermally-fused laminate top/thermoplastic edge (M) or  
high-pressure laminate top/thermoplastic edge (L)*

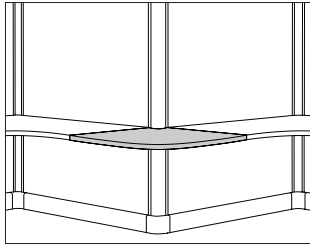
125	natural maple (CP)	+\$0
126	natural cherry (CP)	+\$0
127	walnut (CP)	+\$0
139	light ash (CP)	+\$0
140	warm ash (CP)	+\$0
G1	graphite (CP)	+\$0
UBK	ultra black (CP)	+\$0
76	light brown walnut	+\$0
8Q	folkstone grey (CP)	+\$0
91	white (CP)	+\$0
98	studio white (CP)	+\$0
CL	cool grey neutral	+\$0
HF	inner tone light	+\$0
HP	light anigre	+\$0
LBA	clear on ash (CP)	+\$0
LBR	phantom ecru	+\$0
LBS	phantom cocoa	+\$0
LBU	medium matte walnut (CP)	+\$0
LBV	warm grey teak	+\$0
LBB	oak on ash (CP)	+\$0
LBC	walnut on ash (CP)	+\$0
LBF	neutral twill	+\$0
LBJ	graphite twill	+\$0
LBQ	white twill	+\$0
LU	soft white	+\$0
WL	warm stone (CP)	+\$0
WN	warm grey neutral	+\$0

Step 7. Support Finish

UBK	ultra black (CP)	+\$0
8Q	folkstone grey (CP)	+\$0
HF	inner tone light	+\$0
LT	light tone	+\$0
LU	soft white	+\$0
MT	medium tone	+\$0
SG	slate grey	+\$0
WL	warm stone (CP)	+\$0
WN	warm grey neutral	+\$0

# Squared-Edge 120° Link

A2344.

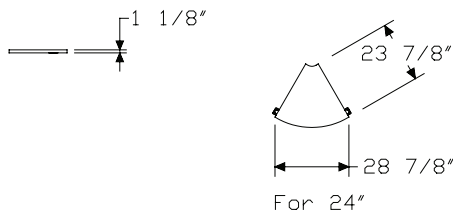


## Product Information

### Description

This link connects 2 120° corner work surfaces and forms a continuous surface. It has a laminate top and thermoplastic edge or a veneer top and edge. Attachment hardware is included.

### Dimensions



## Specification Information

### Step 1.

**A2344.**

### Step 2. Depth

**24** 24" deep

### Step 3. Surface Material

**M** thermally-fused laminate top/thermoplastic edge

**L** high-pressure laminate top/thermoplastic edge

**W** veneer **A**

### Prices for Steps 1-3.

	<b>M</b>	<b>L</b>	<b>W</b>
<b>A2344. 24</b>	\$392	483	1230

### Step 4.

#### Top Finish

#### *For high-pressure laminate top/thermoplastic edge (L)*

<b>125</b>	natural maple (CP)	+\$0
<b>126</b>	natural cherry (CP)	+\$0
<b>127</b>	walnut (CP)	+\$0
<b>139</b>	light ash (CP)	+\$0
<b>140</b>	warm ash (CP)	+\$0
<b>UBK</b>	ultra black (CP)	+\$0
<b>76</b>	light brown walnut	+\$0
<b>8Q</b>	folkstone grey (CP)	+\$0
<b>91</b>	white (CP)	+\$0
<b>98</b>	studio white (CP)	+\$0
<b>CL</b>	cool grey neutral	+\$0
<b>HF</b>	inner tone light	+\$0
<b>HP</b>	light anigre	+\$0
<b>LBA</b>	clear on ash (CP)	+\$0
<b>LBR</b>	phantom ecru	+\$0
<b>LBS</b>	phantom cocoa	+\$0
<b>LBU</b>	medium matte walnut (CP)	+\$0
<b>LBV</b>	warm grey teak	+\$0
<b>LBB</b>	oak on ash (CP)	+\$0
<b>LBC</b>	walnut on ash (CP)	+\$0
<b>LBF</b>	neutral twill	+\$0
<b>LBJ</b>	graphite twill	+\$0
<b>LBQ</b>	white twill	+\$0
<b>LT</b>	light tone	+\$0
<b>LU</b>	soft white	+\$0
<b>WL</b>	warm stone (CP)	+\$0
<b>WN</b>	warm grey neutral	+\$0

## Squared-Edge 120° Link *continued*

### Top Finish

*For thermally-fused laminate top/thermoplastic edge (M)*

<b>125</b>	natural maple (CP)	+\$0
<b>126</b>	natural cherry (CP)	+\$0
<b>127</b>	walnut (CP)	+\$0
<b>139</b>	light ash (CP)	+\$0
<b>140</b>	warm ash (CP)	+\$0
<b>8Q</b>	folkstone grey (CP)	+\$0
<b>91</b>	white (CP)	+\$0
<b>98</b>	studio white (CP)	+\$0
<b>LBA</b>	clear on ash (CP)	+\$0
<b>LBB</b>	oak on ash (CP)	+\$0
<b>LBC</b>	walnut on ash (CP)	+\$0
<b>LBF</b>	neutral twill	+\$0
<b>LBQ</b>	white twill	+\$0
<b>LBU</b>	medium matte walnut (CP)	+\$0

### Top/Edge Finish: Wood Veneer

*For veneer (W)*

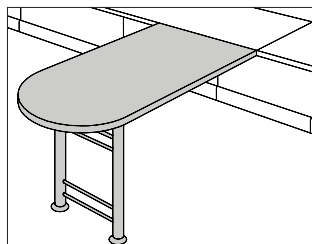
<b>2U</b>	light brown walnut <span style="border: 1px solid black; padding: 0 2px;">A</span>	+\$43
<b>40</b>	dark brown walnut <span style="border: 1px solid black; padding: 0 2px;">A</span>	+\$43
<b>CHD</b>	noble cherry <span style="border: 1px solid black; padding: 0 2px;">A</span>	+\$38
<b>EW</b>	medium matte walnut <span style="border: 1px solid black; padding: 0 2px;">A</span>	+\$43
<b>UL</b>	natural maple <span style="border: 1px solid black; padding: 0 2px;">A</span>	+\$43

### Step 5. Edge Finish

*For thermally-fused laminate top/thermoplastic edge (M) or high-pressure laminate top/thermoplastic edge (L)*

<b>125</b>	natural maple (CP)	+\$0
<b>126</b>	natural cherry (CP)	+\$0
<b>127</b>	walnut (CP)	+\$0
<b>139</b>	light ash (CP)	+\$0
<b>140</b>	warm ash (CP)	+\$0
<b>G1</b>	graphite (CP)	+\$0
<b>UBK</b>	ultra black (CP)	+\$0
<b>76</b>	light brown walnut	+\$0
<b>8Q</b>	folkstone grey (CP)	+\$0
<b>91</b>	white (CP)	+\$0
<b>98</b>	studio white (CP)	+\$0
<b>CL</b>	cool grey neutral	+\$0
<b>HF</b>	inner tone light	+\$0
<b>HP</b>	light anigre	+\$0
<b>LBA</b>	clear on ash (CP)	+\$0
<b>LBR</b>	phantom ecru	+\$0
<b>LBS</b>	phantom cocoa	+\$0
<b>LBU</b>	medium matte walnut (CP)	+\$0
<b>LBV</b>	warm grey teak	+\$0
<b>LBB</b>	oak on ash (CP)	+\$0
<b>LBC</b>	walnut on ash (CP)	+\$0
<b>LBF</b>	neutral twill	+\$0
<b>LBJ</b>	graphite twill	+\$0
<b>LBQ</b>	white twill	+\$0
<b>LU</b>	soft white	+\$0
<b>WL</b>	warm stone (CP)	+\$0
<b>WN</b>	warm grey neutral	+\$0

# Squared-Edge Round-End Peninsula A2350.



## Product Information

### Description

This peninsula hangs from a panel, wall strips, or another work surface and is supported by 27 1/2"-high legs with adjustable glides. It has predrilled holes for a pencil drawer and includes attachment hardware. Shipped knocked down.

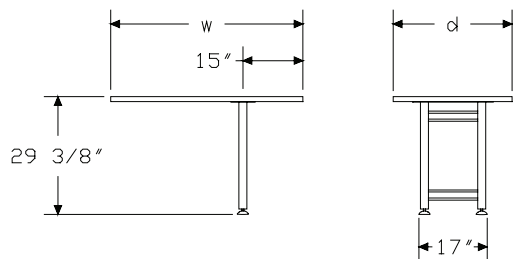
The peninsula has a laminate top and thermoplastic edge or a veneer top and edge. The 24"-deep peninsula fits a 12"- to 24"-wide panel; the 30"-deep peninsula fits an 18"- to 30"-wide panel; and the 36"-deep peninsula fits a 24"- to 36"-wide panel.

### Notes

For additional size, shape, cable management, and finish options, see Vary Easy Program in Appendices.

Order optional A-style pencil drawer (AO480.) separately.

### Dimensions



## Specification Information

### Step 1.

A2350.

### Step 2. Depth

24	24" deep
30	30" deep
36	36" deep

### Step 3. Width

#### For 24" deep (24)

48	48" wide
60	60" wide

#### For 30" deep (30) or 36" deep (36)

48	48" wide
60	60" wide
72	72" wide

### Step 4. Surface Material

M	thermally-fused laminate top/thermoplastic edge
L	high-pressure laminate top/thermoplastic edge
W	veneer <input type="checkbox"/> A

### Prices for Steps 1-4.

			M	L	W
A2350.	24	48	\$965	1190	1898
		60	\$1055	1298	2015
	30	48	\$1007	1242	1953
		60	\$1078	1328	2045
		72	\$1148	1414	2141
	36	48	\$1211	1491	2219
		60	\$1290	1588	2330
		72	\$1376	1695	2439

# Squared-Edge Round-End Peninsula

continued

## Step 5.

### Top Finish

#### For high-pressure laminate top/thermoplastic edge (L)

125	natural maple (CP)	+\$0
126	natural cherry (CP)	+\$0
127	walnut (CP)	+\$0
139	light ash (CP)	+\$0
140	warm ash (CP)	+\$0
UBK	ultra black (CP)	+\$0
76	light brown walnut	+\$0
8Q	folkstone grey (CP)	+\$0
91	white (CP)	+\$0
98	studio white (CP)	+\$0
CL	cool grey neutral	+\$0
HF	inner tone light	+\$0
HP	light anigre	+\$0
LBA	clear on ash (CP)	+\$0
LBR	phantom ecru	+\$0
LBS	phantom cocoa	+\$0
LBU	medium matte walnut (CP)	+\$0
LBV	warm grey teak	+\$0
LBB	oak on ash (CP)	+\$0
LBC	walnut on ash (CP)	+\$0
LBF	neutral twill	+\$0
LBJ	graphite twill	+\$0
LBQ	white twill	+\$0
LT	light tone	+\$0
LU	soft white	+\$0
WL	warm stone (CP)	+\$0
WN	warm grey neutral	+\$0

### Top Finish

#### For thermally-fused laminate top/thermoplastic edge (M)

125	natural maple (CP)	+\$0
126	natural cherry (CP)	+\$0
127	walnut (CP)	+\$0
139	light ash (CP)	+\$0
140	warm ash (CP)	+\$0
8Q	folkstone grey (CP)	+\$0
91	white (CP)	+\$0
98	studio white (CP)	+\$0
LBA	clear on ash (CP)	+\$0
LBB	oak on ash (CP)	+\$0
LBC	walnut on ash (CP)	+\$0
LBF	neutral twill	+\$0
LBQ	white twill	+\$0
LBU	medium matte walnut (CP)	+\$0

### Top/Edge Finish: Wood Veneer

#### For veneer (W)

2U	light brown walnut	A	+\$105
40	dark brown walnut	A	+\$105
CHD	noble cherry	A	+\$94
EW	medium matte walnut	A	+\$105
UL	natural maple	A	+\$105



## Squared-Edge Round-End Peninsula

continued

### Step 6. Edge Finish

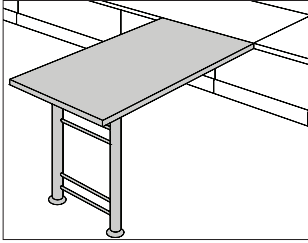
*For thermally-fused laminate top/thermoplastic edge (M) or high-pressure laminate top/thermoplastic edge (L)*

<b>125</b>	natural maple (CP)	+\$0
<b>126</b>	natural cherry (CP)	+\$0
<b>127</b>	walnut (CP)	+\$0
<b>139</b>	light ash (CP)	+\$0
<b>140</b>	warm ash (CP)	+\$0
<b>G1</b>	graphite (CP)	+\$0
<b>UBK</b>	ultra black (CP)	+\$0
<b>76</b>	light brown walnut	+\$0
<b>8Q</b>	folkstone grey (CP)	+\$0
<b>91</b>	white (CP)	+\$0
<b>98</b>	studio white (CP)	+\$0
<b>CL</b>	cool grey neutral	+\$0
<b>HF</b>	inner tone light	+\$0
<b>HP</b>	light anigre	+\$0
<b>LBA</b>	clear on ash (CP)	+\$0
<b>LBR</b>	phantom ecru	+\$0
<b>LBS</b>	phantom cocoa	+\$0
<b>LBU</b>	medium matte walnut (CP)	+\$0
<b>LBV</b>	warm grey teak	+\$0
<b>LBB</b>	oak on ash (CP)	+\$0
<b>LBC</b>	walnut on ash (CP)	+\$0
<b>LBF</b>	neutral twill	+\$0
<b>LBJ</b>	graphite twill	+\$0
<b>LBQ</b>	white twill	+\$0
<b>LU</b>	soft white	+\$0
<b>WL</b>	warm stone (CP)	+\$0
<b>WN</b>	warm grey neutral	+\$0

### Step 7. Leg Finish

<b>UBK</b>	ultra black (CP)	+\$0
<b>8Q</b>	folkstone grey (CP)	+\$0
<b>91</b>	white (CP)	+\$0
<b>HF</b>	inner tone light	+\$0
<b>LT</b>	light tone	+\$0
<b>LU</b>	soft white	+\$0
<b>MT</b>	medium tone	+\$0
<b>SG</b>	slate grey	+\$0
<b>WL</b>	warm stone (CP)	+\$0
<b>WN</b>	warm grey neutral	+\$0

# Squared-Edge Rectangular Peninsula A2352.



## Product Information

### Description

This peninsula hangs from a panel, wall strips, or another work surface and is supported by 27 1/2"-high legs with adjustable glides. It has predrilled holes for a pencil drawer and includes attachment hardware. Shipped knocked down.

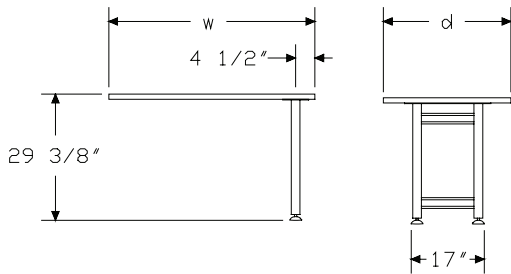
The peninsula has a laminate top and thermoplastic edge, laminate top with a thermoplastic backed plywood edge, or a veneer top and edge. The 24"-deep peninsula fits a 12"- to 24"-wide panel; the 30"-deep peninsula fits an 18"- to 30"-wide panel; and the 36"-deep peninsula fits a 24"- to 36"-wide panel.

### Notes

For additional size, shape, cable management, and finish options, see Vary Easy Program in Appendices.

Order optional A-style pencil drawer (AO480.) separately.

### Dimensions



## Specification Information

### Step 1.

**A2352.**

### Step 2. Depth

<b>24</b>	24" deep
<b>30</b>	30" deep
<b>36</b>	36" deep

### Step 3. Width

#### For 24" deep (24)

<b>48</b>	48" wide
<b>60</b>	60" wide

#### For 30" deep (30) or 36" deep (36)

<b>48</b>	48" wide
<b>60</b>	60" wide
<b>72</b>	72" wide

### Step 4. Surface Material

<b>M</b>	thermally-fused laminate top/thermoplastic edge
<b>T</b>	thermally-fused laminate top/universal edge
<b>L</b>	high-pressure laminate top/thermoplastic edge
<b>U</b>	high-pressure laminate/universal edge
<b>W</b>	veneer <span style="border: 1px solid black; padding: 0 2px;">A</span>

### Prices for Steps 1-4.

		<b>M</b>	<b>T</b>	<b>L</b>	<b>U</b>	<b>W</b>
<b>A2352.</b>	<b>24 48</b>	\$949	922	1168	1066	1874
	<b>60</b>	\$1036	1010	1276	1167	1989
	<b>30 48</b>	\$986	965	1214	1117	1936
	<b>60</b>	\$1059	1033	1305	1194	2027
	<b>72</b>	\$1128	1101	1390	1273	2113
	<b>36 48</b>	\$1185	1157	1459	1337	2188
	<b>60</b>	\$1270	1239	1564	1433	2296
	<b>72</b>	\$1352	1319	1665	1524	2409

# Squared-Edge Rectangular Peninsula

continued

## Step 5.

### Top Finish

For high-pressure laminate top/thermoplastic edge (L) or high-pressure laminate/universal edge (U)

<b>125</b>	natural maple (CP)	+\$0
<b>126</b>	natural cherry (CP)	+\$0
<b>127</b>	walnut (CP)	+\$0
<b>139</b>	light ash (CP)	+\$0
<b>140</b>	warm ash (CP)	+\$0
<b>UBK</b>	ultra black (CP)	+\$0
<b>76</b>	light brown walnut	+\$0
<b>8Q</b>	folkstone grey (CP)	+\$0
<b>91</b>	white (CP)	+\$0
<b>98</b>	studio white (CP)	+\$0
<b>CL</b>	cool grey neutral	+\$0
<b>HF</b>	inner tone light	+\$0
<b>HP</b>	light anigre	+\$0
<b>LBA</b>	clear on ash (CP)	+\$0
<b>LBR</b>	phantom ecru	+\$0
<b>LBS</b>	phantom cocoa	+\$0
<b>LBU</b>	medium matte walnut (CP)	+\$0
<b>LBV</b>	warm grey teak	+\$0
<b>LBB</b>	oak on ash (CP)	+\$0
<b>LBC</b>	walnut on ash (CP)	+\$0
<b>LBF</b>	neutral twill	+\$0
<b>LBJ</b>	graphite twill	+\$0
<b>LBQ</b>	white twill	+\$0
<b>LT</b>	light tone	+\$0
<b>LU</b>	soft white	+\$0
<b>WL</b>	warm stone (CP)	+\$0
<b>WN</b>	warm grey neutral	+\$0

### Top Finish

For thermally-fused laminate top/thermoplastic edge (M) or thermally-fused laminate top/universal edge (T)

<b>125</b>	natural maple (CP)	+\$0
<b>126</b>	natural cherry (CP)	+\$0
<b>127</b>	walnut (CP)	+\$0
<b>139</b>	light ash (CP)	+\$0
<b>140</b>	warm ash (CP)	+\$0
<b>8Q</b>	folkstone grey (CP)	+\$0
<b>91</b>	white (CP)	+\$0
<b>98</b>	studio white (CP)	+\$0
<b>LBA</b>	clear on ash (CP)	+\$0
<b>LBB</b>	oak on ash (CP)	+\$0
<b>LBC</b>	walnut on ash (CP)	+\$0
<b>LBF</b>	neutral twill	+\$0
<b>LBQ</b>	white twill	+\$0
<b>LBU</b>	medium matte walnut (CP)	+\$0

### Top/Edge Finish: Wood Veneer

For veneer (W)

<b>2U</b>	light brown walnut <input type="checkbox"/>	+\$105
<b>40</b>	dark brown walnut <input type="checkbox"/>	+\$105
<b>CHD</b>	noble cherry <input type="checkbox"/>	+\$94
<b>EW</b>	medium matte walnut <input type="checkbox"/>	+\$105
<b>UL</b>	natural maple <input type="checkbox"/>	+\$105

# Squared-Edge Rectangular Peninsula

continued

Action Office® Work Surfaces

## Step 6. Edge Finish

For thermally-fused laminate top/thermoplastic edge (M) or high-pressure laminate top/thermoplastic edge (L)

125	natural maple (CP)	+\$0
126	natural cherry (CP)	+\$0
127	walnut (CP)	+\$0
139	light ash (CP)	+\$0
140	warm ash (CP)	+\$0
G1	graphite (CP)	+\$0
76	light brown walnut	+\$0
8Q	folkstone grey (CP)	+\$0
91	white (CP)	+\$0
98	studio white (CP)	+\$0
CL	cool grey neutral	+\$0
HF	inner tone light	+\$0
HP	light anigre	+\$0
LBA	clear on ash (CP)	+\$0
LBR	phantom ecru	+\$0
LBS	phantom cocoa	+\$0
LBU	medium matte walnut (CP)	+\$0
LBV	warm grey teak	+\$0
LBB	oak on ash (CP)	+\$0
LBC	walnut on ash (CP)	+\$0
LBF	neutral twill	+\$0
LBJ	graphite twill	+\$0
LBQ	white twill	+\$0
LU	soft white	+\$0
WL	warm stone (CP)	+\$0
WN	warm grey neutral	+\$0

For thermally-fused laminate top/universal edge (T) or high-pressure laminate/universal edge (U)

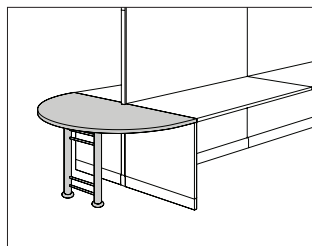
PLY	plywood edge	+\$56
-----	--------------	-------

## Step 7. Leg Finish

UBK	ultra black (CP)	+\$0
8Q	folkstone grey (CP)	+\$0
91	white (CP)	+\$0
HF	inner tone light	+\$0
LT	light tone	+\$0
LU	soft white	+\$0
MT	medium tone	+\$0
SG	slate grey	+\$0
WL	warm stone (CP)	+\$0
WN	warm grey neutral	+\$0

## Squared-Edge D-Shaped Work Surface

A2355.



### Product Information

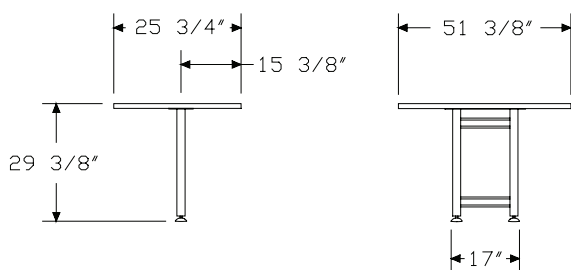
#### Description

This squared-edge work surface fits against 2 24"-wide work surfaces that are at the end of a run and includes a cutout to allow a flush fit against the finished end. It has 27½"-high legs and a laminate top and thermoplastic edge. Attachment hardware is included. Shipped knocked down.

#### Notes

Work surface does not provide support to panels; order end work surface support panel (A2380.) separately when using this surface next to rectangular surfaces or corner surfaces with overhead storage. For information on panel support, see Action Office Series 2 Planning Guide. For additional size, shape, cable management, and finish options, see Vary Easy Program in Appendices. Storage products, keyboard support products, and accessory products cannot attach to work surface.

### Dimensions



### Specification Information

#### Step 1.

**A2355.50L** \$973

#### Step 2. Top Finish

<b>125</b>	natural maple (CP)	+\$0
<b>126</b>	natural cherry (CP)	+\$0
<b>127</b>	walnut (CP)	+\$0
<b>139</b>	light ash (CP)	+\$0
<b>140</b>	warm ash (CP)	+\$0
<b>UBK</b>	ultra black (CP)	+\$0
<b>76</b>	light brown walnut	+\$0
<b>8Q</b>	folkstone grey (CP)	+\$0
<b>91</b>	white (CP)	+\$0
<b>98</b>	studio white (CP)	+\$0
<b>CL</b>	cool grey neutral	+\$0
<b>HF</b>	inner tone light	+\$0
<b>HP</b>	light anigre	+\$0
<b>LBA</b>	clear on ash (CP)	+\$0
<b>LBR</b>	phantom ecru	+\$0
<b>LBS</b>	phantom cocoa	+\$0
<b>LBU</b>	medium matte walnut (CP)	+\$0
<b>LBV</b>	warm grey teak	+\$0
<b>LBB</b>	oak on ash (CP)	+\$0
<b>LBC</b>	walnut on ash (CP)	+\$0
<b>LBF</b>	neutral twill	+\$0
<b>LBJ</b>	graphite twill	+\$0
<b>LBQ</b>	white twill	+\$0
<b>LT</b>	light tone	+\$0
<b>LU</b>	soft white	+\$0
<b>WL</b>	warm stone (CP)	+\$0
<b>WN</b>	warm grey neutral	+\$0

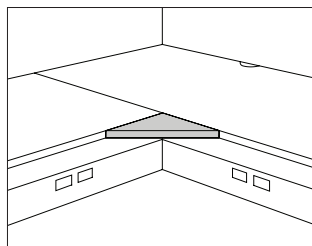
## Squared-Edge D-Shaped Work Surface *continued*

Step 3. Edge Finish		
125	natural maple (CP)	+\$0
126	natural cherry (CP)	+\$0
127	walnut (CP)	+\$0
139	light ash (CP)	+\$0
140	warm ash (CP)	+\$0
G1	graphite (CP)	+\$0
UBK	ultra black (CP)	+\$0
76	light brown walnut	+\$0
8Q	folkstone grey (CP)	+\$0
91	white (CP)	+\$0
98	studio white (CP)	+\$0
CL	cool grey neutral	+\$0
HF	inner tone light	+\$0
HP	light anigre	+\$0
LBA	clear on ash (CP)	+\$0
LBR	phantom ecru	+\$0
LBS	phantom cocoa	+\$0
LBU	medium matte walnut (CP)	+\$0
LBV	warm grey teak	+\$0
LBB	oak on ash (CP)	+\$0
LBC	walnut on ash (CP)	+\$0
LBF	neutral twill	+\$0
LBJ	graphite twill	+\$0
LBQ	white twill	+\$0
LU	soft white	+\$0
WL	warm stone (CP)	+\$0
WN	warm grey neutral	+\$0

Step 4. Leg Finish		
UBK	ultra black (CP)	+\$0
8Q	folkstone grey (CP)	+\$0
91	white (CP)	+\$0
HF	inner tone light	+\$0
LT	light tone	+\$0
LU	soft white	+\$0
MT	medium tone	+\$0
SG	slate grey	+\$0
WL	warm stone (CP)	+\$0
WN	warm grey neutral	+\$0

# Squared-Edge Corner Wedge

Y2091.



## Product Information

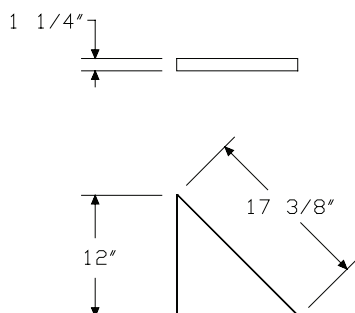
### Description

This wedge attaches to 2 work surfaces at a 90° angle to provide a corner work surface. It can be used with Action Office®, Canvas, and Ethospace® surfaces. The wedge has a laminate top and thermoplastic edge, laminate top with a thermoplastic backed plywood edge, or a veneer top and edge. Attachment hardware is included.

### Notes

Corner wedge can support a keyboard tray attached to the underside of the work surfaces in 90° corner applications.

### Dimensions



## Specification Information

### Step 1.

Y2091.

### Step 2. Surface Material

L	high-pressure laminate top/thermoplastic edge
U	high-pressure laminate/universal edge
W	veneer <span style="border: 1px solid black; padding: 0 2px;">A</span>

### Prices for Steps 1-2.

Y2091. L	\$180
U	\$171
W	\$256

### Step 3.

### Top Finish

For high-pressure laminate top/thermoplastic edge (L) or high-pressure laminate/universal edge (U)

125	natural maple (CP)	+\$0
126	natural cherry (CP)	+\$0
127	walnut (CP)	+\$0
139	light ash (CP)	+\$0
140	warm ash (CP)	+\$0
76	light brown walnut	+\$0
8Q	folkstone grey (CP)	+\$0
91	white (CP)	+\$0
98	studio white (CP)	+\$0
CL	cool grey neutral	+\$0
HF	inner tone light	+\$0
HP	light anigre	+\$0
LBA	clear on ash (CP)	+\$0
LBR	phantom ecru	+\$0
LBS	phantom cocoa	+\$0
LBU	medium matte walnut (CP)	+\$0
LBV	warm grey teak	+\$0
LBB	oak on ash (CP)	+\$0
LBC	walnut on ash (CP)	+\$0
LBF	neutral twill	+\$0
LBJ	graphite twill	+\$0
LBQ	white twill	+\$0
LT	light tone	+\$0
LU	soft white	+\$0
WL	warm stone (CP)	+\$0
WN	warm grey neutral	+\$0

## Squared-Edge Corner Wedge *continued*

### Top/Edge Finish: Wood Veneer

#### For veneer (W)

CHD	noble cherry <input type="checkbox"/> A	+\$39
2U	light brown walnut <input type="checkbox"/> A	+\$39
40	dark brown walnut <input type="checkbox"/> A	+\$39
EW	medium matte walnut <input type="checkbox"/> A	+\$39
ET	clear on ash <input type="checkbox"/> A	+\$39
EU	oak on ash <input type="checkbox"/> A	+\$39
EV	walnut on ash <input type="checkbox"/> A	+\$39
UL	natural maple <input type="checkbox"/> A	+\$39

### Step 4. Edge Finish

#### For high-pressure laminate top/thermoplastic edge (L)

125	natural maple (CP)	+\$0
126	natural cherry (CP)	+\$0
127	walnut (CP)	+\$0
139	light ash (CP)	+\$0
140	warm ash (CP)	+\$0
G1	graphite (CP)	+\$0
76	light brown walnut	+\$0
8Q	folkstone grey (CP)	+\$0
91	white (CP)	+\$0
98	studio white (CP)	+\$0
CL	cool grey neutral	+\$0
HF	inner tone light	+\$0
HP	light anigre	+\$0
LBA	clear on ash (CP)	+\$0
LBR	phantom ecru	+\$0
LBS	phantom cocoa	+\$0
LBU	medium matte walnut (CP)	+\$0
LBV	warm grey teak	+\$0
LBB	oak on ash (CP)	+\$0
LBC	walnut on ash (CP)	+\$0
LBF	neutral twill	+\$0
LBJ	graphite twill	+\$0
LBQ	white twill	+\$0
LU	soft white	+\$0
WL	warm stone (CP)	+\$0
WN	warm grey neutral	+\$0

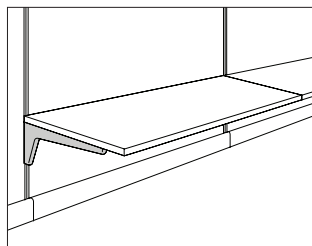
#### For high-pressure laminate/universal edge (U)

PLY	plywood edge	+\$50
-----	--------------	-------



# Work Surface Support, Single

A2393.

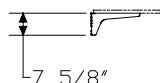


## Product Information

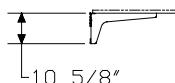
### Description

This bracket supports a work surface on the left or right side. It can be used in conjunction with an open return, work surface support panel, or support pedestal. Ganging bracket included only.

### Dimensions



24" Deep



30" Deep

## Specification Information

### Step 1.

**A2393.**

### Step 2. Work Surface Depth

**24** 24" deep

**30** 30" deep

### Step 3. Position

**L** left

**R** right

### Prices for Steps 1-3.

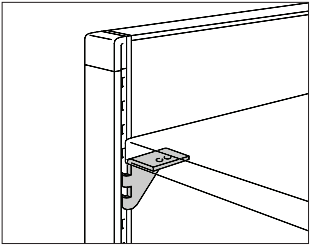
	L	R
<b>A2393. 24</b>	\$55	55
<b>30</b>	\$84	84

### Step 4. Surface Finish

<b>RS</b>	ironstone	-\$3
<b>UBK</b>	ultra black (CP)	+\$0
<b>8Q</b>	folkstone grey (CP)	+\$0
<b>HF</b>	inner tone light	+\$0
<b>LT</b>	light tone	+\$0
<b>LU</b>	soft white	+\$0
<b>MT</b>	medium tone	+\$0
<b>SG</b>	slate grey	+\$0
<b>WL</b>	warm stone (CP)	+\$0
<b>WN</b>	warm grey neutral	+\$0

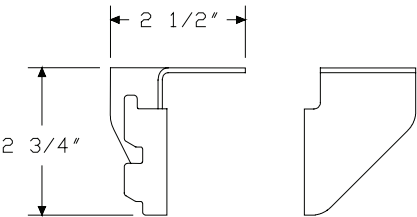
Work Surface Bracket

A2390.



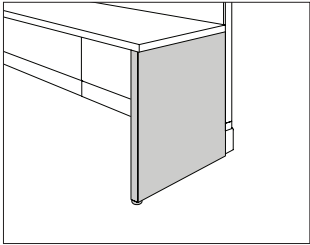
Product Information
Description
This black umber bracket attaches to the front corner of a hanging work surface to provide additional support. It can be used only when the return panel width matches the work surface depth. This bracket cannot be used with a Flex-Edge™ work surface. Package contains 4.
Dimensions

Specification Information	
Step 1.	
A2390.	
Step 2. Position	
L	left
R	right
Prices for Steps 1-2.	
A2390. L	\$78
R	\$78

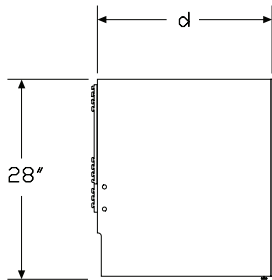


Action Office® Work Surfaces

Work Surface Support Panel, EndA2380.



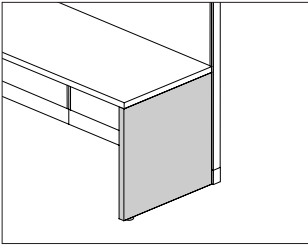
Product Information
Description
This panel attaches to both a work surface and a panel at the end of a panel run to provide support and to eliminate the need for a return panel and panel connector. It attaches under a work surface at the left or right end of a panel. The panel has a laminate surface and 1" adjustable glides. Attachment hardware is included.
Notes
Specify depth of support panel to match depth of work surface. For limitations when using support panel, see Action Office Series 2 Planning Guide.
Dimensions



Specification Information
Step 1.
A2380.
Step 2. Depth
2424" deep
3030" deep
Step 3. Surface Material
Lthermally-fused laminate
Prices for Steps 1-3.
A2380. 24
30
Step 4. Surface Finish
Solid-Color Laminate
UBKultra black (CP)
8Qfolkstone grey (CP)
91white (CP)
HFinner tone light
LUsoft white
WLwarm stone (CP)
WNwarm grey neutral

Work Surface Support Panel, End,  
Thin Base

A8380.



Product Information

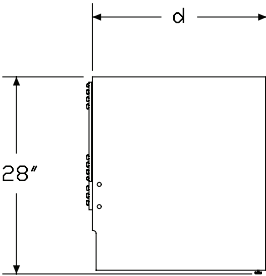
Description

This panel attaches to both a work surface and an Action Office® Series 2 thin base panel at the end of a panel run to provide support. It eliminates the need for a return panel and panel connector. It attaches under a work surface at the left or right end of a panel. The panel has a laminate surface and 1" adjustable glides. Attachment hardware included.

Notes

Specify depth of support panel to match depth of work surface.  
For information on proper support with surface support panels, see Action Office Series 2 Planning Guide.

Dimensions



Specification Information

Step 1.

A8380.

Step 2. Depth

24	24" deep
30	30" deep

Step 3. Surface Material

L thermally-fused laminate

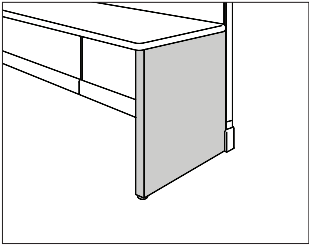
Prices for Steps 1-3.

	L
A8380. 24	\$469
30	\$529

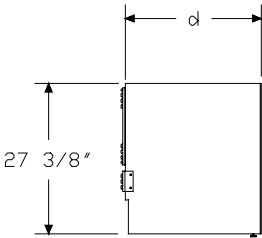
Step 4. Surface Finish

Solid-Color Laminate

UBK	ultra black (CP)	+\$0
8Q	folkstone grey (CP)	+\$0
HF	inner tone light	+\$0
LU	soft white	+\$0
WL	warm stone (CP)	+\$0
WN	warm grey neutral	+\$0



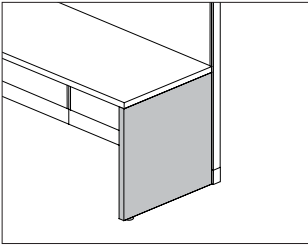
Product Information
Description
This panel attaches to both a radiused-edge rectangular work surface and an Action Office Series 1 or Series 2 panel to provide support and to eliminate the need for a return panel and panel connector. It attaches under a work surface at the left or right end of a panel and provides support at either a panel end run or mid-run. The panel has a laminate surface and 1" adjustable glides. Attachment hardware is included.
Notes
Specify support panel depth to match work surface depth.
Dimensions



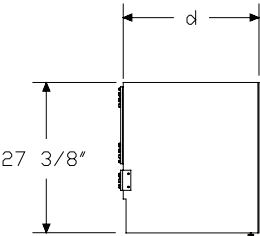
Specification Information
Step 1.
AO432.
Step 2. Depth
24 24" deep
30 30" deep
Prices for Steps 1-2.
AO432. 24 \$468
30 \$528
Step 3. Surface Finish
UBK ultra black (CP) +\$0
8Q folkstone grey (CP) +\$0
91 white (CP) +\$0
HF inner tone light +\$0
LT light tone +\$0
LU soft white <span style="border: 1px solid black; padding: 0 2px;">A</span> +\$0
WL warm stone (CP) +\$0
WN warm grey neutral +\$0

Work Surface Support Panel, Thin Base

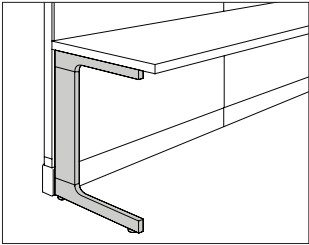
AO832.



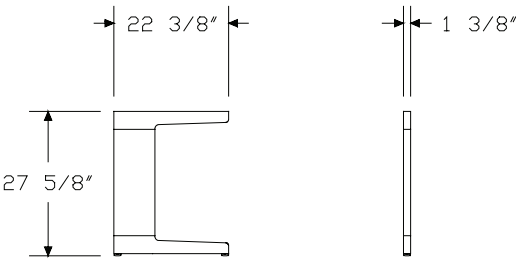
Product Information
Description
This panel attaches to both a radiused-edge rectangular work surface and an Action Office Series 2 thin base panel to provide support and to eliminate the need for a return panel and panel connector. It attaches under a work surface at the left or right end of a panel and provides support at either a panel end run or mid-run. The panel has a laminate surface and 1" adjustable glides. Attachment hardware is included.
Notes
Specify support panel depth to match work surface depth.
Dimensions



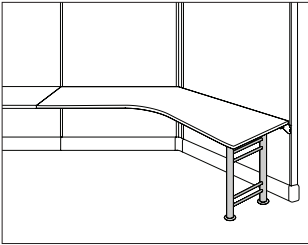
Specification Information
Step 1.
AO832.
Step 2. Depth
24 24" deep
30 30" deep
Prices for Steps 1-2.
AO832. 24 \$472
30 \$533
Step 3. Surface Finish
UBK ultra black (CP) +\$0
8Q folkstone grey (CP) +\$0
HF inner tone light +\$0
LU soft white <input type="checkbox"/> A +\$0
WL warm stone (CP) +\$0
WN warm grey neutral +\$0



Product Information
Description
This metal leg supports the left or right side of a 24"- or 30"-deep work surface. It attaches to the work surface and a panel at the end of a run and eliminates the need for a return panel and panel connector. The leg has 1" adjustable glides. Attachment hardware is included.
Dimensions



Specification Information		
Step 1.		
A2381.29		\$702
Step 2. Leg Finish		
UBK	ultra black (CP)	+\$0
8Q	folkstone grey (CP)	+\$0
HF	inner tone light	+\$0
LT	light tone	+\$0
LU	soft white	+\$0
MT	medium tone	+\$0
SG	slate grey	+\$0
WL	warm stone (CP)	+\$0
WN	warm grey neutral	+\$0



Product Information

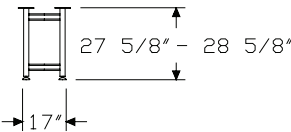
Description

This 24"-wide, H-shaped metal leg supports the left or right side of a 24"-deep 120° corner work surface. It attaches to the corner work surface at the end of a run and eliminates the need for a return panel and panel connector. The leg has 1" adjustable glides. Attachment hardware is included.

Notes

When H-leg replaces an existing return panel or end work surface support panel, work surface bracket (A2390.) must be ordered to support 120° corner work surface.  
For limitations when using H-leg, see Action Office 120° Planning Guide Addendum.

Dimensions



Specification Information

Step 1.

A2394.

Step 2. Width

24 for 24"-deep work surface

Prices for Steps 1-2.

A2394. 24 \$467

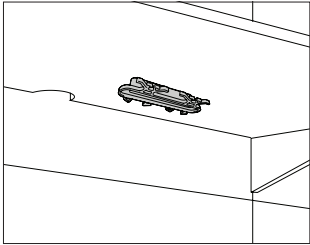
Step 3. Leg Finish

UBK	ultra black (CP)	+\$0
8Q	folkstone grey (CP)	+\$0
HF	inner tone light	+\$0
LT	light tone	+\$0
LU	soft white	+\$0
MT	medium tone	+\$0
SG	slate grey	+\$0
WL	warm stone leg with sandstone foot (CP)	+\$0
WN	warm grey neutral	+\$0



Cord Cleat

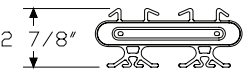
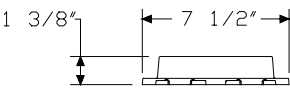
G1331.



**Product Information**  
Description

This cleat attaches to the underside of a work surface or table to manage cords and cables. Finish is cool grey neutral. Package contains 2.

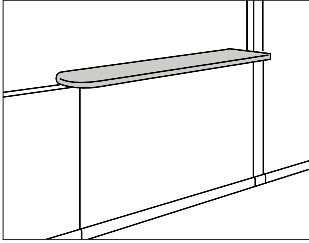
**Dimensions**



**Specification Information**  
Step 1.

**G1331.** \$35

# Squared-Edge Transaction Surface, Round/Rectangular End A2820.



## Product Information

### Description

This 14"-deep surface attaches to the top of an Action Office® Series 1 or Series 2 panel to provide a counter or display surface. The round end extends 4" past the panel; the rectangular end is flush with the panel. It has a laminate top and thermoplastic edge or a veneer top and edge.

### Notes

Specify surface width to match panel width as follows:

Surface Width—Panel Width

31"—24"

37"—30"

43"—36"

49"—42"

55"—48"

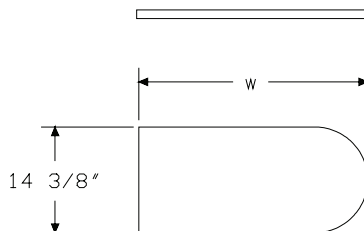
67"—60"

79"—72"

Order appropriate support separately:

- Center support (AO460.)
- Finished end with transaction surface end support (A1271.T)
- Mid-end support (AO463.)

### Dimensions



## Specification Information

### Step 1.

#### A2820.14

### Step 2. Width

31	31" wide
37	37" wide
43	43" wide
49	49" wide
55	55" wide
67	67" wide
79	79" wide

### Step 3. Surface Material

<b>M</b>	thermally-fused laminate top/thermoplastic edge
<b>L</b>	high-pressure laminate top/thermoplastic edge
<b>W</b>	veneer <span style="border: 1px solid black; padding: 0 2px;">A</span>

### Prices for Steps 1-3.

		<b>M</b>	<b>L</b>	<b>W</b>
<b>A2820.14</b>	<b>31</b>	\$297	362	618
	<b>37</b>	\$334	408	634
	<b>43</b>	\$367	450	685
	<b>49</b>	\$390	477	705
	<b>55</b>	\$401	490	721
	<b>67</b>	\$483	592	948
	<b>79</b>	\$590	722	1076

Squared-Edge Transaction Surface,  
Round/Rectangular End *continued*

Step 4.

Top Finish

*For high-pressure laminate top/thermoplastic edge (L)*

<b>125</b>	natural maple (CP)	+\$0
<b>126</b>	natural cherry (CP)	+\$0
<b>127</b>	walnut (CP)	+\$0
<b>139</b>	light ash (CP)	+\$0
<b>140</b>	warm ash (CP)	+\$0
<b>UBK</b>	ultra black (CP)	+\$0
<b>76</b>	light brown walnut	+\$0
<b>8Q</b>	folkstone grey (CP)	+\$0
<b>91</b>	white (CP)	+\$0
<b>98</b>	studio white (CP)	+\$0
<b>CL</b>	cool grey neutral	+\$0
<b>HF</b>	inner tone light	+\$0
<b>HP</b>	light anigre	+\$0
<b>LBA</b>	clear on ash (CP)	+\$0
<b>LBR</b>	phantom ecru	+\$0
<b>LBS</b>	phantom cocoa	+\$0
<b>LBU</b>	medium matte walnut (CP)	+\$0
<b>LBV</b>	warm grey teak	+\$0
<b>LBB</b>	oak on ash (CP)	+\$0
<b>LBC</b>	walnut on ash (CP)	+\$0
<b>LBF</b>	neutral twill	+\$0
<b>LBJ</b>	graphite twill	+\$0
<b>LBQ</b>	white twill	+\$0
<b>LT</b>	light tone	+\$0
<b>LU</b>	soft white	+\$0
<b>WL</b>	warm stone (CP)	+\$0
<b>WN</b>	warm grey neutral	+\$0

Top Finish

*For thermally-fused laminate top/thermoplastic edge (M)*

<b>125</b>	natural maple (CP)	+\$0
<b>126</b>	natural cherry (CP)	+\$0
<b>127</b>	walnut (CP)	+\$0
<b>139</b>	light ash (CP)	+\$0
<b>140</b>	warm ash (CP)	+\$0
<b>8Q</b>	folkstone grey (CP)	+\$0
<b>91</b>	white (CP)	+\$0
<b>98</b>	studio white (CP)	+\$0
<b>LBA</b>	clear on ash (CP)	+\$0
<b>LBB</b>	oak on ash (CP)	+\$0
<b>LBC</b>	walnut on ash (CP)	+\$0
<b>LBF</b>	neutral twill	+\$0
<b>LBQ</b>	white twill	+\$0
<b>LBU</b>	medium matte walnut (CP)	+\$0

Top/Edge Finish: Wood Veneer

*For veneer (W)*

<b>2U</b>	light brown walnut <input type="checkbox"/>	+\$43
<b>40</b>	dark brown walnut <input type="checkbox"/>	+\$43
<b>CHD</b>	noble cherry <input type="checkbox"/>	+\$38
<b>EW</b>	medium matte walnut <input type="checkbox"/>	+\$43
<b>UL</b>	natural maple <input type="checkbox"/>	+\$43

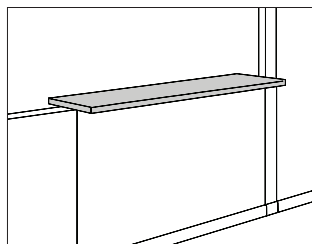
Squared-Edge Transaction Surface,  
Round/Rectangular End *continued*

Step 5. Edge Finish

*For thermally-fused laminate top/thermoplastic edge (M) or  
high-pressure laminate top/thermoplastic edge (L)*

125	natural maple (CP)	+\$0
126	natural cherry (CP)	+\$0
127	walnut (CP)	+\$0
139	light ash (CP)	+\$0
140	warm ash (CP)	+\$0
G1	graphite (CP)	+\$0
UBK	ultra black (CP)	+\$0
76	light brown walnut	+\$0
8Q	folkstone grey (CP)	+\$0
91	white (CP)	+\$0
98	studio white (CP)	+\$0
CL	cool grey neutral	+\$0
HF	inner tone light	+\$0
HP	light anigre	+\$0
LBA	clear on ash (CP)	+\$0
LBR	phantom ecru	+\$0
LBS	phantom cocoa	+\$0
LBU	medium matte walnut (CP)	+\$0
LBV	warm grey teak	+\$0
LBB	oak on ash (CP)	+\$0
LBC	walnut on ash (CP)	+\$0
LBF	neutral twill	+\$0
LBJ	graphite twill	+\$0
LBQ	white twill	+\$0
LU	soft white	+\$0
WL	warm stone (CP)	+\$0
WN	warm grey neutral	+\$0

# Squared-Edge Transaction Surface, Rectangular End A2830.



## Product Information

### Description

This 14"-deep surface attaches to the top of an Action Office® Series 1 or Series 2 panel to provide a counter or display surface. Ends are flush with the panel. The surface has a laminate top and thermoplastic edge, laminate top with a thermoplastic backed plywood edge, or a veneer top and edge.

### Notes

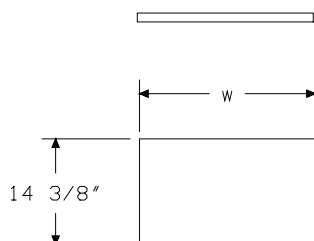
Specify surface width to match panel width.

Order support separately:

- Center support (AO460.)
- Finished end with transaction surface end support (A1271.T)
- Mid-end support (AO463.)

Task light cannot mount under 24"-wide surface.

## Dimensions



## Specification Information

### Step 1.

#### A2830.14

### Step 2. Width

24	24" wide
30	30" wide
36	36" wide
42	42" wide
48	48" wide
60	60" wide
72	72" wide

### Step 3. Surface Material

<b>M</b>	thermally-fused laminate top/thermoplastic edge
<b>T</b>	thermally-fused laminate top/universal edge
<b>L</b>	high-pressure laminate top/thermoplastic edge
<b>U</b>	high-pressure laminate/universal edge
<b>W</b>	veneer <span style="border: 1px solid black; padding: 0 2px;">A</span>

### Prices for Steps 1-3.

		<b>M</b>	<b>T</b>	<b>L</b>	<b>U</b>	<b>W</b>
<b>A2830.14</b>	<b>24</b>	\$246	242	301	279	466
	<b>30</b>	\$257	250	314	288	486
	<b>36</b>	\$286	279	351	321	521
	<b>42</b>	\$299	293	366	338	536
	<b>48</b>	\$312	305	382	351	660
	<b>60</b>	\$393	381	482	438	765
	<b>72</b>	\$459	449	562	516	838

Squared-Edge Transaction Surface,  
Rectangular End *continued*

Step 4.

Top Finish

*For high-pressure laminate top/thermoplastic edge (L) or high-pressure laminate/universal edge (U)*

125	natural maple (CP)	+\$0
126	natural cherry (CP)	+\$0
127	walnut (CP)	+\$0
139	light ash (CP)	+\$0
140	warm ash (CP)	+\$0
UBK	ultra black (CP)	+\$0
76	light brown walnut	+\$0
8Q	folkstone grey (CP)	+\$0
91	white (CP)	+\$0
98	studio white (CP)	+\$0
CL	cool grey neutral	+\$0
HF	inner tone light	+\$0
HP	light anigre	+\$0
LBA	clear on ash (CP)	+\$0
LBR	phantom ecru	+\$0
LBS	phantom cocoa	+\$0
LBU	medium matte walnut (CP)	+\$0
LBV	warm grey teak	+\$0
LBB	oak on ash (CP)	+\$0
LBC	walnut on ash (CP)	+\$0
LBF	neutral twill	+\$0
LBJ	graphite twill	+\$0
LBQ	white twill	+\$0
LT	light tone	+\$0
LU	soft white	+\$0
WL	warm stone (CP)	+\$0
WN	warm grey neutral	+\$0

Top Finish

*For thermally-fused laminate top/thermoplastic edge (M) or thermally-fused laminate top/universal edge (T)*

125	natural maple (CP)	+\$0
126	natural cherry (CP)	+\$0
127	walnut (CP)	+\$0
139	light ash (CP)	+\$0
140	warm ash (CP)	+\$0
8Q	folkstone grey (CP)	+\$0
91	white (CP)	+\$0
98	studio white (CP)	+\$0
LBA	clear on ash (CP)	+\$0
LBB	oak on ash (CP)	+\$0
LBC	walnut on ash (CP)	+\$0
LBF	neutral twill	+\$0
LBQ	white twill	+\$0
LBU	medium matte walnut (CP)	+\$0

Top/Edge Finish: Wood Veneer

*For veneer (W)*

2U	light brown walnut	A	+\$43
40	dark brown walnut	A	+\$43
CHD	noble cherry	A	+\$38
EW	medium matte walnut	A	+\$43
UL	natural maple	A	+\$43

Squared-Edge Transaction Surface,  
Rectangular End *continued*

Step 5. Edge Finish

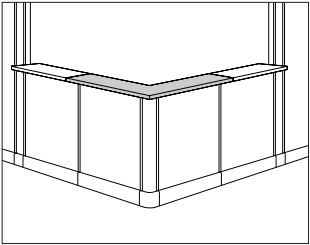
*For thermally-fused laminate top/thermoplastic edge (M) or high-pressure laminate top/thermoplastic edge (L)*

125	natural maple (CP)	+\$0
126	natural cherry (CP)	+\$0
127	walnut (CP)	+\$0
139	light ash (CP)	+\$0
140	warm ash (CP)	+\$0
G1	graphite (CP)	+\$0
UBK	ultra black (CP)	+\$0
76	light brown walnut	+\$0
8Q	folkstone grey (CP)	+\$0
91	white (CP)	+\$0
98	studio white (CP)	+\$0
CL	cool grey neutral	+\$0
HF	inner tone light	+\$0
HP	light anigre	+\$0
LBA	clear on ash (CP)	+\$0
LBR	phantom ecru	+\$0
LBS	phantom cocoa	+\$0
LBU	medium matte walnut (CP)	+\$0
LBV	warm grey teak	+\$0
LBB	oak on ash (CP)	+\$0
LBC	walnut on ash (CP)	+\$0
LBF	neutral twill	+\$0
LBJ	graphite twill	+\$0
LBQ	white twill	+\$0
LU	soft white	+\$0
WL	warm stone (CP)	+\$0
WN	warm grey neutral	+\$0

*For thermally-fused laminate top/universal edge (T) or high-pressure laminate/universal edge (U)*

PLY	plywood edge	+\$56
-----	--------------	-------

Squared-Edge Corner Transaction Surface A2840.

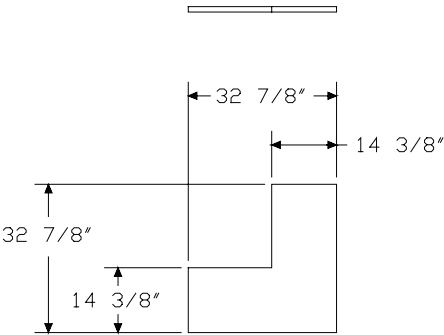


Product Information

**Description**  
 This 14"-deep surface attaches to the top of 2 24"-wide Action Office® Series 1 or Series 2 panels joined with a 2-way 90° connector. It provides a corner counter or display surface. The surface has a laminate top and thermoplastic edge, laminate top with a thermoplastic backed plywood edge, or a veneer top and edge.

**Notes**  
 Order support separately:  
 • Center support (AO460.)  
 • Finished end with transaction surface end support (A1271.T)  
 • Mid-end support (AO463.)

Dimensions



Specification Information

**Step 1.**  
**A2840.**

Step 2. Surface Material

<b>M</b>	thermally-fused laminate top/thermoplastic edge
<b>T</b>	thermally-fused laminate top/universal edge
<b>L</b>	high-pressure laminate top/thermoplastic edge
<b>U</b>	high-pressure laminate/universal edge
<b>W</b>	veneer <span style="border: 1px solid black; padding: 0 2px;">A</span>

Prices for Steps 1-2.

<b>A2840. M</b>	\$416
<b>T</b>	\$408
<b>L</b>	\$509
<b>U</b>	\$470
<b>W</b>	\$1049



# Squared-Edge Corner Transaction

## Surface *continued*

### Step 3.

#### Top Finish

*For high-pressure laminate top/thermoplastic edge (L) or high-pressure*

*laminate/universal edge (U)*

<b>125</b>	natural maple (CP)	+\$0
<b>126</b>	natural cherry (CP)	+\$0
<b>127</b>	walnut (CP)	+\$0
<b>139</b>	light ash (CP)	+\$0
<b>140</b>	warm ash (CP)	+\$0
<b>UBK</b>	ultra black (CP)	+\$0
<b>76</b>	light brown walnut	+\$0
<b>8Q</b>	folkstone grey (CP)	+\$0
<b>91</b>	white (CP)	+\$0
<b>98</b>	studio white (CP)	+\$0
<b>CL</b>	cool grey neutral	+\$0
<b>HF</b>	inner tone light	+\$0
<b>HP</b>	light anigre	+\$0
<b>LBA</b>	clear on ash (CP)	+\$0
<b>LBR</b>	phantom ecru	+\$0
<b>LBS</b>	phantom cocoa	+\$0
<b>LBU</b>	medium matte walnut (CP)	+\$0
<b>LBV</b>	warm grey teak	+\$0
<b>LBB</b>	oak on ash (CP)	+\$0
<b>LBC</b>	walnut on ash (CP)	+\$0
<b>LBF</b>	neutral twill	+\$0
<b>LBJ</b>	graphite twill	+\$0
<b>LBQ</b>	white twill	+\$0
<b>LT</b>	light tone	+\$0
<b>LU</b>	soft white	+\$0
<b>WL</b>	warm stone (CP)	+\$0
<b>WN</b>	warm grey neutral	+\$0

#### Top Finish

*For thermally-fused laminate top/thermoplastic edge (M) or thermally-fused*

*laminate top/universal edge (T)*

<b>125</b>	natural maple (CP)	+\$0
<b>126</b>	natural cherry (CP)	+\$0
<b>127</b>	walnut (CP)	+\$0
<b>139</b>	light ash (CP)	+\$0
<b>140</b>	warm ash (CP)	+\$0
<b>8Q</b>	folkstone grey (CP)	+\$0
<b>91</b>	white (CP)	+\$0
<b>98</b>	studio white (CP)	+\$0
<b>LBA</b>	clear on ash (CP)	+\$0
<b>LBB</b>	oak on ash (CP)	+\$0
<b>LBC</b>	walnut on ash (CP)	+\$0
<b>LBF</b>	neutral twill	+\$0
<b>LBQ</b>	white twill	+\$0
<b>LBU</b>	medium matte walnut (CP)	+\$0

#### Top/Edge Finish: Wood Veneer

*For veneer (W)*

<b>2U</b>	light brown walnut <span style="border: 1px solid black; padding: 0 2px;">A</span>	+\$43
<b>40</b>	dark brown walnut <span style="border: 1px solid black; padding: 0 2px;">A</span>	+\$43
<b>CHD</b>	noble cherry <span style="border: 1px solid black; padding: 0 2px;">A</span>	+\$38
<b>EW</b>	medium matte walnut <span style="border: 1px solid black; padding: 0 2px;">A</span>	+\$43
<b>UL</b>	natural maple <span style="border: 1px solid black; padding: 0 2px;">A</span>	+\$43

# Squared-Edge Corner Transaction

## Surface *continued*

### Step 4. Edge Finish

*For thermally-fused laminate top/thermoplastic edge (M) or high-pressure laminate top/thermoplastic edge (L)*

Action Office® Work Surfaces

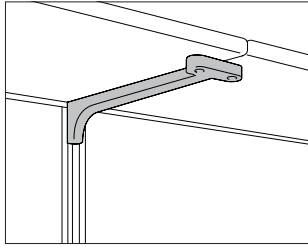
125	natural maple (CP)	+\$0
126	natural cherry (CP)	+\$0
127	walnut (CP)	+\$0
139	light ash (CP)	+\$0
140	warm ash (CP)	+\$0
G1	graphite (CP)	+\$0
UBK	ultra black (CP)	+\$0
76	light brown walnut	+\$0
8Q	folkstone grey (CP)	+\$0
91	white (CP)	+\$0
98	studio white (CP)	+\$0
CL	cool grey neutral	+\$0
HF	inner tone light	+\$0
HP	light anigre	+\$0
LBA	clear on ash (CP)	+\$0
LBR	phantom ecru	+\$0
LBS	phantom cocoa	+\$0
LBU	medium matte walnut (CP)	+\$0
LBV	warm grey teak	+\$0
LBB	oak on ash (CP)	+\$0
LBC	walnut on ash (CP)	+\$0
LBF	neutral twill	+\$0
LBJ	graphite twill	+\$0
LBQ	white twill	+\$0
LU	soft white	+\$0
WL	warm stone (CP)	+\$0
WN	warm grey neutral	+\$0

*For thermally-fused laminate top/universal edge (T) or high-pressure laminate/universal edge (U)*

PLY	plywood edge	+\$56
-----	--------------	-------

## Transaction Surface Support

AO460.  
AO461.  
AO463.



### Product Information

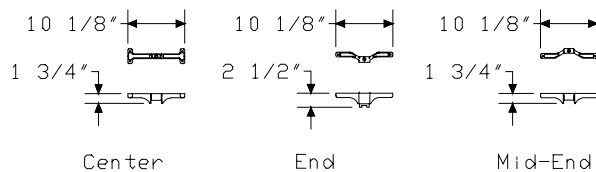
#### Description

This center, end, or mid-end bracket supports transaction surfaces. The center bracket supports 2 transaction surfaces placed above Action Office Series 1 or 2 panels in a straight-line arrangement. The end bracket supports the end of a transaction surface placed above the last Series 1 panel in a run; it must be used with a hingeable finished end and cannot be used with a 2-, 3-, or 4-way 90° connector; spacer; or Series 2 panel. The mid-end bracket supports the end of a transaction surface placed above a 2-, 3-, or 4-way 90° connector or draw rod; it can be used with Series 1 or 2 panels.

#### Notes

For end support bracket, order hingeable finished end (AO258.) separately.

#### Dimensions



### Specification Information

#### Step 1.

**AO46**

#### Step 2. Position

- 0. center
- 1. end
- 3. mid-end

#### Prices for Steps 1-2.

<b>AO460.</b>	\$69
<b>AO461.</b>	\$67
<b>AO463.</b>	\$67

#### Step 3. Surface Finish

##### For center (0.)

<b>UBK</b>	ultra black (CP)	+\$0
<b>8Q</b>	folkstone grey (CP)	+\$0
<b>HF</b>	inner tone light	+\$0
<b>LT</b>	light tone	+\$0
<b>LU</b>	soft white	+\$0
<b>MT</b>	medium tone	+\$0
<b>SG</b>	slate grey <span style="border: 1px solid black; padding: 0 2px;">A</span>	+\$0
<b>WL</b>	warm stone (CP)	+\$0
<b>WN</b>	warm grey neutral	+\$0

##### For end (1.)

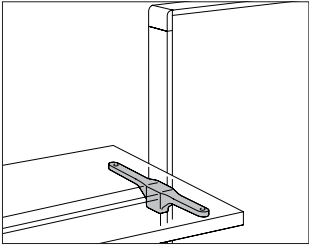
<b>UBK</b>	ultra black (CP)	+\$0
<b>8Q</b>	folkstone grey (CP)	+\$0
<b>HF</b>	inner tone light	+\$0
<b>LT</b>	light tone	+\$0
<b>LU</b>	soft white	+\$0
<b>MT</b>	medium tone	+\$0
<b>SG</b>	slate grey <span style="border: 1px solid black; padding: 0 2px;">A</span>	+\$0
<b>WL</b>	warm stone (CP)	+\$0
<b>WN</b>	warm grey neutral	+\$0

Action Office® Work Surfaces

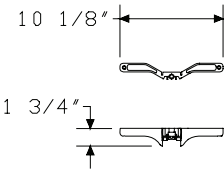
<i>For mid-end (3.)</i>		
UBK	ultra black (CP)	+\$0
8Q	folkstone grey (CP)	+\$0
HF	inner tone light	+\$0
LT	light tone	+\$0
LU	soft white	+\$0
MT	medium tone	+\$0
SG	slate grey <span>A</span>	+\$0
WL	warm stone (CP)	+\$0
WN	warm grey neutral	+\$0

Transaction Surface Support, Change of Height

AO464.



Product Information
Description
This bracket supports the end of a transaction surface placed next to a higher Action Office® Series 1 or Series 2 panel or Co/Struc® C-series panel.
Dimensions

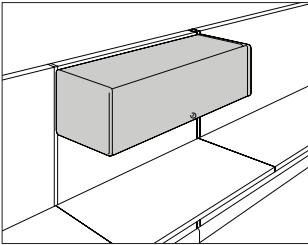


Specification Information
Step 1.
AO464.
\$73
Step 2. Surface Finish
UBK ultra black (CP)
8Q folkstone grey (CP)
HF inner tone light
LT light tone
LU soft white
MT medium tone
SG slate grey <span>A</span>
WL warm stone (CP)
WN warm grey neutral

Action Office® Work Surfaces

B-Style Flipper Door Unit

A3352.  
A3353.



Product Information

Description

This storage unit hangs from a panel or wall strips and combines a flipper door and a 13" or 16"-deep shelf to enclose binders, files, and other items. The underside of the shelf accepts a task light. The flipper door unit has a painted or fabric-covered front. Attachment hardware is included. Shipped knocked down.

Notes

Order optional task light separately:

- Twist™ LED task light (G6160.xM)
- Under shelf LED task light (G6170.xxS). Width of light must match width of flipper door unit.

Order optional angled shelf divider (G7330.) separately.

To enclose back of unit, order B-style flipper door back panel (A3390.) separately.

For applications requiring heavy component loading on tackable acoustical-barrier panel, a component brace (A3910.) is recommended; order separately. For appropriate applications, contact local Herman Miller representative.

Fabric-covered flipper door accepts Customer's Own Material (COM).

Yardage is estimated for nondirectional, 54"-wide fabrics, except as noted.

Width—Yardage

24"— $\frac{2}{3}$

30"— $\frac{2}{3}$

36"— $\frac{2}{3}$

42"— $\frac{2}{3}$

48"— $\frac{2}{3}$

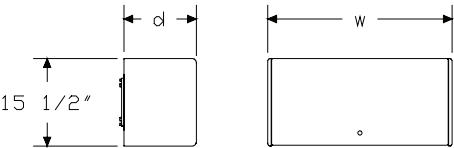
60"—2

60"— $\frac{2}{3}$ , for 66"-wide fabrics

For information on multiple quantities or directional fabrics, contact COM Department. See Order Information in Appendices.

For keyed-alike locks, order lock plugs separately. See Keyed-Alike Information in Appendices.

Dimensions



# B-Style Flipper Door Unit *continued*

## Specification Information

Step 1.

**A335**

Step 2. Door Material

3. painted door

2. fabric door

Step 3. Depth

*For painted door (3.) or fabric door (2.)*

**13** 13" deep

**16** 16" deep

Step 4. Width

**24** 24" wide

**30** 30" wide

**36** 36" wide

**42** 42" wide

**48** 48" wide

**60** 60" wide

Step 5. Lock

*For lock (\*), skip this step.*

**N** no lock

Prices for Steps 1-5.

	<b>N</b>	<b>*</b>
<b>A3353. 13 24</b>	\$669	687
<b>30</b>	\$708	727
<b>36</b>	\$765	786
<b>42</b>	\$824	842
<b>48</b>	\$872	891
<b>60</b>	\$1068	1087
<b>16 24</b>	\$709	730
<b>30</b>	\$761	774
<b>36</b>	\$876	892
<b>42</b>	\$910	928
<b>48</b>	\$949	968
<b>60</b>	\$1166	1184

	<b>N</b>	<b>*</b>
<b>A3352. 13 24</b>	\$688	711
<b>30</b>	\$727	750
<b>36</b>	\$786	806
<b>42</b>	\$844	866
<b>48</b>	\$891	912
<b>60</b>	\$1087	1108
<b>16 24</b>	\$730	756
<b>30</b>	\$774	800
<b>36</b>	\$892	913
<b>42</b>	\$928	952
<b>48</b>	\$971	990
<b>60</b>	\$1185	1210

Step 6. Lock Option

*For lock*

<b>KA</b>	keyed alike	+\$0
<b>KD</b>	keyed differently	+\$0

Step 7. Case Finish

<b>UBK</b>	ultra black (CP)	+\$0
<b>8Q</b>	folkstone grey (CP)	+\$0
<b>HF</b>	inner tone light	+\$0
<b>LT</b>	light tone	+\$0
<b>LU</b>	soft white	+\$0
<b>MT</b>	medium tone	+\$0
<b>SG</b>	slate grey	+\$0
<b>WL</b>	warm stone (CP)	+\$0
<b>WN</b>	warm grey neutral	+\$0

Step 8. Door Finish

*See application chart and textiles list for fabric usage and numbers. First 2 digits of number indicate fabric line; remaining digit(s) indicate fabric color.*

Painted

*For painted door (3.)*

<b>UBK</b>	ultra black (CP)	+\$0
<b>8Q</b>	folkstone grey (CP)	+\$0
<b>HF</b>	inner tone light	+\$0
<b>LT</b>	light tone	+\$0
<b>LU</b>	soft white	+\$0
<b>MT</b>	medium tone	+\$0
<b>SG</b>	slate grey	+\$0
<b>WL</b>	warm stone (CP)	+\$0
<b>WN</b>	warm grey neutral	+\$0

Action Office® Storage

B-Style Flipper Door Unit *continued*

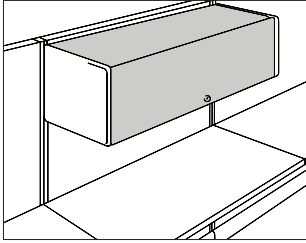
Action Office® Storage

<i>For fabric door (2.) with 24" wide (24), 30" wide (30), 36" wide (36), or 42" wide (42), or 48" wide (48)</i>	
Price Category 1	+\$0
Price Category 2	+\$22
Price Category 3	+\$44
Price Category 5	+\$104
Price Category B	+\$42
Price Category D	+\$82
<i>For fabric door (2.) with 60" wide (60)</i>	
Price Category 1	+\$0
Price Category 2	+\$22
Price Category 3	+\$44
Price Category D	+\$82
Price Category E	+\$98



## B-Style Flipper Door

A3312.  
A3313.



### Product Information

#### Description

This flipper door attaches to a 15½"-high, 13"- or 16"-deep shelf to provide top and front closure. It has a painted or fabric-covered front. Attachment hardware is included. Shipped knocked down.

#### Notes

Order B-style 15½"-high shelf (A3210.) separately.

To enclose back of unit, order B-style flipper door back panel (A3390.) separately.

Fabric-covered flipper door accepts Customer's Own Material (COM).

Yardage is estimated for nondirectional, 54"-wide fabrics, except as noted.

#### Width—Yardage

24"— $\frac{2}{3}$

30"— $\frac{2}{3}$

36"— $\frac{2}{3}$

42"— $\frac{2}{3}$

48"— $\frac{2}{3}$

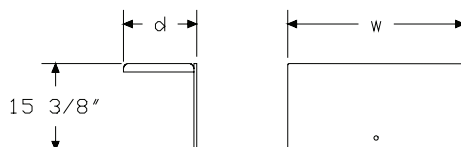
60"—2

60"— $\frac{2}{3}$ , for 66"-wide fabrics

For information on multiple quantities or directional fabrics, contact COM Department. See Order Information in Appendices.

For keyed-alike locks, order lock plugs separately. See Keyed-Alike Information in Appendices.

### Dimensions



### Specification Information

#### Step 1.

**A331**

#### Step 2. Door Material

3. painted door

2. fabric door

#### Step 3. Depth

*For painted door (3.) or fabric door (2.)*

13 13" deep

16 16" deep

#### Step 4. Width

24 24" wide

30 30" wide

36 36" wide

42 42" wide

48 48" wide

60 60" wide

#### Step 5. Lock

*For lock (\*), skip this step.*

N no lock

#### Prices for Steps 1-5.

		N	*
A3313.	13 24	\$425	446
	30	\$452	479
	36	\$499	518
	42	\$538	565
	48	\$579	598
	60	\$727	752
	16 24	\$437	452
	30	\$451	473
	36	\$521	543
	42	\$551	571
	48	\$580	601
	60	\$740	761

## B-Style Flipper Door *continued*

Action Office® Storage

		N	*
A3312.	13 24	\$446	461
	30	\$480	499
	36	\$518	538
	42	\$565	581
	48	\$601	621
	60	\$755	772
	16 24	\$452	479
	30	\$479	495
	36	\$544	567
	42	\$571	592
	48	\$604	622
	60	\$764	783

### Step 6. Lock Option

#### For lock

KA	keyed alike	+\$0
KD	keyed differently	+\$0

### Step 7. Top Finish

UBK	ultra black (CP)	+\$0
8Q	folkstone grey (CP)	+\$0
HF	inner tone light	+\$0
LT	light tone	+\$0
LU	soft white	+\$0
MT	medium tone	+\$0
SG	slate grey	+\$0
WL	warm stone (CP)	+\$0
WN	warm grey neutral	+\$0

### Step 8. Door Finish

See application chart and textiles list for fabric usage and numbers. First 2 digits of number indicate fabric line; remaining digit(s) indicate fabric color.

#### Painted

#### For painted door (3.)

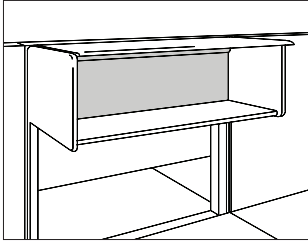
UBK	ultra black (CP)	+\$0
8Q	folkstone grey (CP)	+\$0
HF	inner tone light	+\$0
LT	light tone	+\$0
LU	soft white	+\$0
MT	medium tone	+\$0
SG	slate grey	+\$0
WL	warm stone (CP)	+\$0
WN	warm grey neutral	+\$0

#### For fabric door (2.) with 24" wide (24), 30" wide (30), 36" wide (36), or 42" wide (42), or 48" wide (48)

Price Category 1	+\$0
Price Category 2	+\$22
Price Category 3	+\$44
Price Category 5	+\$104
Price Category B	+\$42
Price Category D	+\$82

#### For fabric door (2.) with 60" wide (60)

Price Category 1	+\$0
Price Category 2	+\$22
Price Category 3	+\$44
Price Category D	+\$82
Price Category E	+\$98

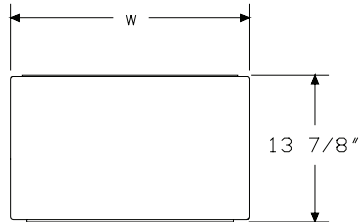


### Product Information

#### Description

This panel attaches to the back of a B-style flipper door unit or a flipper door with shelf to enclose the back. Attachment hardware is included.

#### Dimensions



### Specification Information

#### Step 1.

**A3390.**

#### Step 2. Width

<b>24</b>	24" wide
<b>30</b>	30" wide
<b>36</b>	36" wide
<b>42</b>	42" wide
<b>48</b>	48" wide

#### Prices for Steps 1-2.

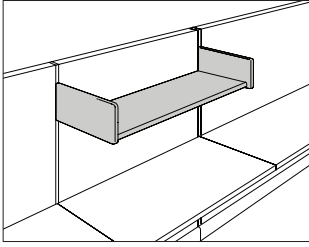
<b>A3390. 24</b>	\$144
<b>30</b>	\$144
<b>36</b>	\$157
<b>42</b>	\$163
<b>48</b>	\$165

#### Step 3. Surface Finish

<b>611</b>	beige mist metallic (CP)	+\$0
<b>613</b>	silver (CP)	+\$0
<b>UBK</b>	ultra black (CP)	+\$0
<b>8Q</b>	folkstone grey (CP)	+\$0
<b>91</b>	white (CP)	+\$0
<b>98</b>	studio white (CP) <input type="checkbox"/>	+\$0
<b>CL</b>	cool grey neutral	+\$0
<b>EH</b>	metallic bronze	+\$0
<b>G1</b>	graphite (CP)	+\$0
<b>HF</b>	inner tone light	+\$0
<b>LT</b>	light tone	+\$0
<b>LU</b>	soft white	+\$0
<b>MT</b>	medium tone	+\$0
<b>SG</b>	slate grey	+\$0
<b>WL</b>	warm stone (CP)	+\$0
<b>WN</b>	warm grey neutral	+\$0

## B-Style Shelf

A3210.  
A3221.



### Product Information

#### Description

This shelf hangs from a panel or wall strips. The underside of the shelf accepts a task light. Attachment hardware is included. Shipped knocked down.

The 7½"-high shelf is for storage or display; the 15½"-high shelf stores binders and books.

#### Notes

Order optional task light separately:

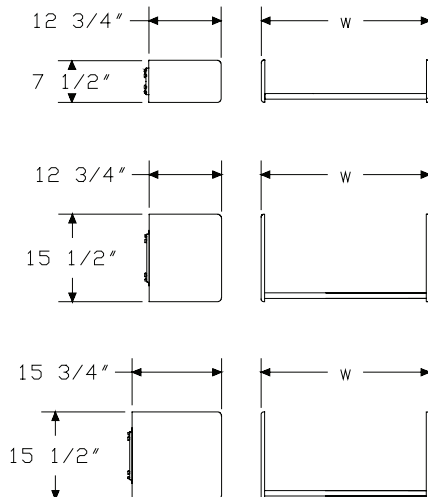
- Twist™ LED task light (G6160.xM)
- Under shelf LED task light (G6170.xxS). Width of light must match width of shelf.

Order optional angled shelf divider (G7330.) separately.

For enclosed storage on 15½"-high shelf, order B-style flipper door (A3310., A3312., or A3313.) separately.

For applications requiring heavy component loading on tackable acoustical-barrier panel, a component brace (A3910.) is recommended; order separately. For appropriate applications, contact local Herman Miller representative.

#### Dimensions



### Specification Information

#### Step 1.

#### A32

#### Step 2. Height

21. 7½" high  
10. 15½" high

#### Step 3. Depth

#### For 7½" high (21.)

- 13 13" deep

#### For 15½" high (10.)

- 13 13" deep  
16 16" deep

#### Step 4. Width

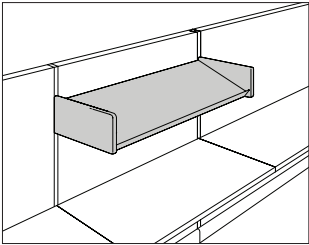
- 24 24" wide  
30 30" wide  
36 36" wide  
42 42" wide  
48 48" wide  
60 60" wide

#### Prices for Steps 1-4.

	24	30	36	42	48	60
A3221. 13	\$213	221	230	249	256	315
A3210. 13	\$283	292	305	322	332	385
16	\$310	336	384	393	402	455

#### Step 5. Case Finish

UBK	ultra black (CP)	+\$0
8Q	folkstone grey (CP)	+\$0
HF	inner tone light	+\$0
LT	light tone	+\$0
LU	soft white	+\$0
MT	medium tone	+\$0
SG	slate grey	+\$0
WL	warm stone (CP)	+\$0
WN	warm grey neutral	+\$0



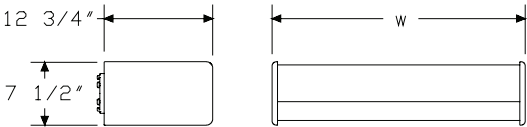
Product Information

**Description**  
This 13"-deep shelf hangs from a panel or wall strips in a flat position for storage or a slanted position for display. The underside of the shelf accepts a task light. Attachment hardware is included. Shipped knocked down.

Notes

Order optional task light separately:  
• Under shelf LED task light (G6170.xxS) and display shelf adapter (G6191.).  
Width of light must match width of shelf.  
To divide interior when shelf is in flat position, order angled shelf divider (G7330.) separately.  
For applications requiring heavy component loading on tackable acoustical-barrier panel, a component brace (A3910.) is recommended; order separately. For appropriate applications, contact local Herman Miller representative.

Dimensions



Specification Information

**Step 1.**  
**A3220.13**

Step 2. Width

24	24" wide
30	30" wide
36	36" wide
42	42" wide
48	48" wide
60	60" wide

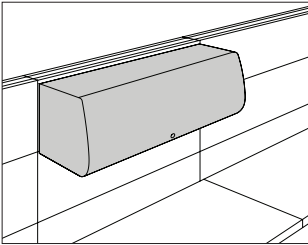
Prices for Steps 1-2.

A3220.13	24	\$265
	30	\$279
	36	\$294
	42	\$315
	48	\$327
	60	\$403

Step 3. Case Finish

UBK	ultra black (CP)	+\$0
8Q	folkstone grey (CP)	+\$0
HF	inner tone light	+\$0
LT	light tone	+\$0
LU	soft white	+\$0
MT	medium tone	+\$0
SG	slate grey	+\$0
WL	warm stone (CP)	+\$0
WN	warm grey neutral	+\$0

C-Style Flipper Door UnitX3750.



Product Information

Description

This curved-front storage unit hangs from the following products: Action Office® Series 1 or Series 2 panel or wall strips; Canvas wall-based frame or wall strips; or Ethospace® on- or off-module frame, off-module upper tile, or wall strips. It combines a flipper door and a 13¾" deep shelf to enclose binders, files, and other items. The unit has a painted door that opens over the case and 2 door mechanisms: a standard mechanism or a lift-assisted mechanism. A lift handle can be specified to enable easier lifting and closing of the flipper door. The underside of the shelf accepts a task light.

Attachment hardware is included. Shipped knocked down.

Storage units can hang from 2 panels or 2 frames with a combined width of 36", 42", or 48". The 36", 42", and 48"-wide units can also span more than 1 Ethospace off-module upper tile.

Metallic silver (MS) case has cool grey neutral (CL) end panels and lift handle. Metallic champagne (CN) and metallic bronze (EH) cases have warm grey neutral (WN) end panels and lift handle.

Notes

Lift handle conforms to guidelines of Americans with Disabilities Act (ADA). Ethospace off-module upper tile location determines placement of storage unit.

Use component brace for C-/E-style flipper unit/shelf (X3910.1) to connect overhead storage units in heavy component loading situations.

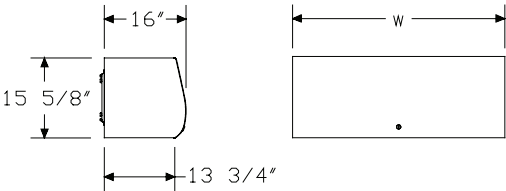
Order under shelf LED task light (G6170.xxQ) separately. Width of light must match width of flipper door unit.

Order optional angled shelf divider (G7330.) separately.

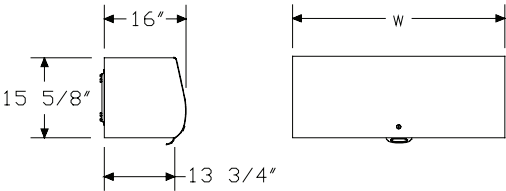
To enclose back of unit, order C-style flipper door back panel (X3790.) separately.

For keyed-alike locks, order lock plugs separately. See Keyed-Alike Information in Appendices.

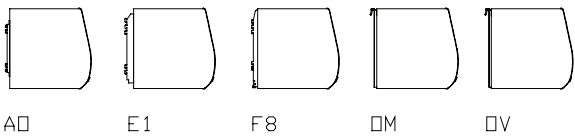
Dimensions



No Lift Handle



Lift Handle



**Specification Information****Step 1.****X3750.****Step 2. Width**

<b>24</b>	24" wide
<b>30</b>	30" wide
<b>36</b>	36" wide
<b>42</b>	42" wide
<b>48</b>	48" wide

**Step 3. Mechanism**

<b>SP</b>	standard mechanism
<b>HP</b>	lift-assisted mechanism

**Step 4. Lift Handle**

<b>N</b>	no lift handle
<b>U</b>	lift handle

**Prices for Steps 1-4.**

	<b>N</b>	<b>U</b>
<b>X3750. 24 SP</b>	\$1073	1129
<b>HP</b>	\$1748	1803
<b>30 SP</b>	\$1141	1196
<b>HP</b>	\$1827	1885
<b>36 SP</b>	\$1210	1254
<b>HP</b>	\$1909	1964
<b>42 SP</b>	\$1295	1344
<b>HP</b>	\$1998	2044
<b>48 SP</b>	\$1388	1443
<b>HP</b>	\$2074	2131

**Step 5. Lock Option**

<b>KA</b>	keyed alike	+\$0
<b>KD</b>	keyed differently	+\$0

**Step 6. Attachment Bracket**

<b>AO</b>	for Action Office® system	+\$0
<b>E1</b>	for Ethospace® System	+\$0
<b>F8</b>	for Canvas	+\$0
<b>OM</b>	for Ethospace® off module	+\$0
<b>OV</b>	for Canvas off module	+\$0

**Step 7. Case/Lift Handle Finish**

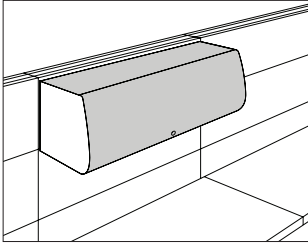
<b>611</b>	beige mist metallic (CP)	+\$0
<b>613</b>	silver (CP)	+\$0
<b>UBK</b>	ultra black (CP)	+\$0
<b>8Q</b>	folkstone grey (CP)	+\$0
<b>91</b>	white (CP)	+\$0
<b>98</b>	studio white (CP)	+\$0
<b>CL</b>	cool grey neutral	+\$0
<b>EH</b>	metallic bronze	+\$0
<b>G1</b>	graphite (CP)	+\$0
<b>HF</b>	inner tone light	+\$0
<b>LT</b>	light tone	+\$0
<b>LU</b>	soft white	+\$0
<b>MT</b>	medium tone	+\$0
<b>WL</b>	warm stone (CP)	+\$0
<b>WN</b>	warm grey neutral	+\$0

**Step 8. Door Finish**

<b>611</b>	beige mist metallic (CP)	+\$0
<b>613</b>	silver (CP)	+\$0
<b>UBK</b>	ultra black (CP)	+\$0
<b>8Q</b>	folkstone grey (CP)	+\$0
<b>91</b>	white (CP)	+\$0
<b>98</b>	studio white (CP)	+\$0
<b>CL</b>	cool grey neutral	+\$0
<b>EH</b>	metallic bronze	+\$0
<b>G1</b>	graphite (CP)	+\$0
<b>HF</b>	inner tone light	+\$0
<b>LT</b>	light tone	+\$0
<b>LU</b>	soft white	+\$0
<b>MT</b>	medium tone	+\$0
<b>WL</b>	warm stone (CP)	+\$0
<b>WN</b>	warm grey neutral	+\$0

# C-Style Flipper Door

X3710.



## Product Information

### Description

This curved flipper door attaches to a C-style shelf to provide top and front closure. It has a painted door with a standard mechanism. A lift handle can be specified to enable easier lifting and closing of the flipper door.

Attachment hardware is included. Shipped knocked down.

Metallic silver (MS) top has cool grey neutral (CL) lift handle. Metallic champagne (CN) top has warm grey neutral (WN) lift handle.

### Notes

Order C-style shelf (X3730.) separately.

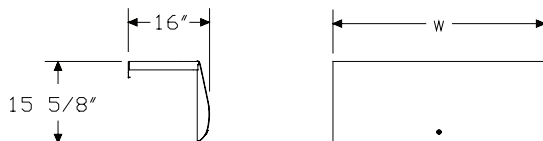
Lift handle conforms to guidelines of Americans with Disabilities Act (ADA).

Use component brace for C-/E-style flipper unit/shelf (X3910.1) to connect overhead storage units in heavy component loading situations.

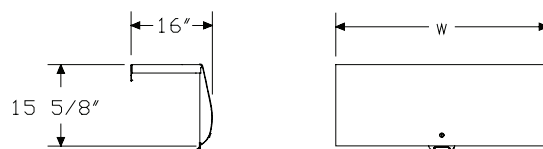
To enclose back of unit, order C-style flipper door back panel (X3790.) separately.

For keyed-alike locks, order lock plugs separately. See Keyed-Alike Information in Appendices.

## Dimensions



No Lift Handle



Lift Handle

## Specification Information

### Step 1.

**X3710.**

### Step 2. Width

<b>24SP</b>	24" wide
<b>30SP</b>	30" wide
<b>36SP</b>	36" wide
<b>42SP</b>	42" wide
<b>48SP</b>	48" wide

### Step 3. Lift Handle

<b>N</b>	no lift handle
<b>U</b>	lift handle

### Prices for Steps 1-3.

		<b>N</b>	<b>U</b>
<b>X3710.</b>	<b>24SP</b>	\$673	722
	<b>30SP</b>	\$717	775
	<b>36SP</b>	\$783	838
	<b>42SP</b>	\$844	904
	<b>48SP</b>	\$905	956

### Step 4. Lock Option

<b>KA</b>	keyed alike	+\$0
<b>KD</b>	keyed differently	+\$0

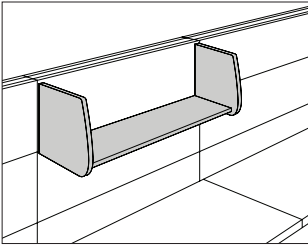
### Step 5. Top/Lift Handle Finish

<b>611</b>	beige mist metallic (CP)	+\$0
<b>613</b>	silver (CP)	+\$0
<b>UBK</b>	ultra black (CP)	+\$0
<b>8Q</b>	folkstone grey (CP)	+\$0
<b>91</b>	white (CP)	+\$0
<b>98</b>	studio white (CP)	+\$0
<b>CL</b>	cool grey neutral	+\$0
<b>EH</b>	metallic bronze	+\$0
<b>G1</b>	graphite (CP)	+\$0
<b>HF</b>	inner tone light	+\$0
<b>LT</b>	light tone	+\$0
<b>LU</b>	soft white	+\$0
<b>MT</b>	medium tone	+\$0
<b>WL</b>	warm stone (CP)	+\$0
<b>WN</b>	warm grey neutral	+\$0



Step 6. Door Finish		
<b>611</b>	beige mist metallic (CP)	+\$0
<b>613</b>	silver (CP)	+\$0
<b>UBK</b>	ultra black (CP)	+\$0
<b>8Q</b>	folkstone grey (CP)	+\$0
<b>91</b>	white (CP)	+\$0
<b>98</b>	studio white (CP)	+\$0
<b>CL</b>	cool grey neutral	+\$0
<b>EH</b>	metallic bronze	+\$0
<b>G1</b>	graphite (CP)	+\$0
<b>HF</b>	inner tone light	+\$0
<b>LT</b>	light tone	+\$0
<b>LU</b>	soft white	+\$0
<b>MT</b>	medium tone	+\$0
<b>WL</b>	warm stone (CP)	+\$0
<b>WN</b>	warm grey neutral	+\$0

C-Style ShelfX3730.



Product Information

Description

This 13¾"-deep, curved-end-panel shelf hangs from the following products: Action Office® Series 1 or Series 2 panel or wall strips; Canvas frame or wall strips; or Ethospace® on- or off-module frame, off-module upper tile, or wall strips. It stores binders and books. The underside of the shelf accepts a task light. Attachment hardware is included. Shipped knocked down.

Shelves can hang from 2 panels or 2 frames with a combined width of 36", 42", or 48". The 36", 42", and 48"-wide shelves can also span more than 1 Ethospace off-module upper tile.

Metallic silver (MS) shelf has cool grey neutral (CL) end panels. Metallic champagne (CN) and metallic bronze (EH) shelves have warm grey neutral (WN) end panels.

Notes

Ethospace off-module upper tile location determines placement of shelf. For information, see Ethospace Planning Guide.

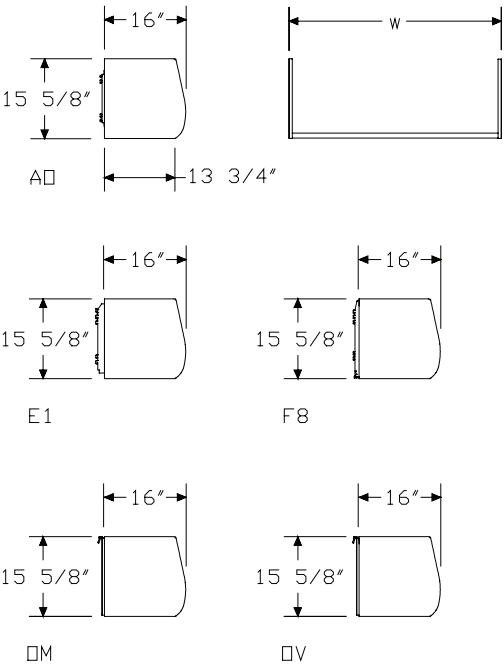
Use component brace for C-/E-style flipper unit/shelf (X3910.1) to connect overhead storage units in heavy component loading situations.

Order under shelf LED task light (G6170.xxQ) separately. Width of light must match width of shelf.

Order optional angled shelf divider (G7330.) separately.

For enclosed storage, order C-style flipper door (X3710.) separately.

Dimensions



**Specification Information****Step 1.****X3730.****Step 2. Width**

<b>24</b>	24" wide
<b>30</b>	30" wide
<b>36</b>	36" wide
<b>42</b>	42" wide
<b>48</b>	48" wide

**Prices for Steps 1-2.**

<b>X3730. 24</b>	\$445
<b>30</b>	\$462
<b>36</b>	\$483
<b>42</b>	\$510
<b>48</b>	\$532

**Step 3. Attachment Bracket**

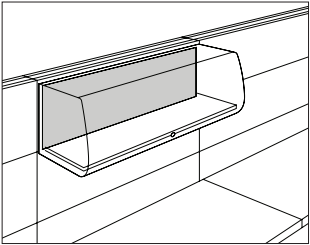
<b>AO</b>	for Action Office® system	+\$0
<b>E1</b>	for Ethospace® System	+\$0
<b>F8</b>	for Canvas	+\$0
<b>OM</b>	for Ethospace® off module	+\$0
<b>OV</b>	for Canvas off module	+\$0

**Step 4. Surface Finish**

<b>611</b>	beige mist metallic (CP)	+\$0
<b>613</b>	silver (CP)	+\$0
<b>UBK</b>	ultra black (CP)	+\$0
<b>8Q</b>	folkstone grey (CP)	+\$0
<b>91</b>	white (CP)	+\$0
<b>98</b>	studio white (CP)	+\$0
<b>CL</b>	cool grey neutral	+\$0
<b>G1</b>	graphite (CP)	+\$0
<b>HF</b>	inner tone light	+\$0
<b>LT</b>	light tone	+\$0
<b>MT</b>	medium tone	+\$0
<b>EH</b>	metallic bronze	+\$0
<b>WL</b>	warm stone (CP)	+\$0
<b>LU</b>	soft white	+\$0
<b>WN</b>	warm grey neutral	+\$0
<b>611</b>	beige mist metallic (CP)	+\$0
<b>613</b>	silver (CP)	+\$0
<b>UBK</b>	ultra black (CP)	+\$0

C-Style Flipper Door Back Panel

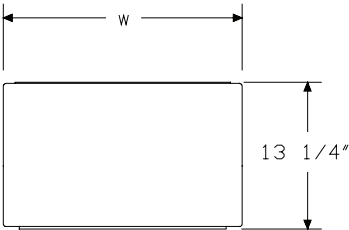
X3790.



Product Information

**Description**  
This panel attaches to the back of a C-style flipper door unit or C-style flipper door with shelf to enclose the back. Attachment hardware is included.

Dimensions



Specification Information

**Step 1.**  
**X3790.**

Step 2. Width

<b>24</b>	24" wide
<b>30</b>	30" wide
<b>36</b>	36" wide
<b>42</b>	42" wide
<b>48</b>	48" wide

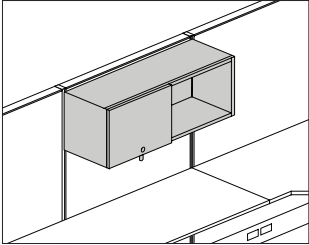
Prices for Steps 1-2.

<b>X3790.</b>	<b>24</b>	\$220
	<b>30</b>	\$220
	<b>36</b>	\$240
	<b>42</b>	\$258
	<b>48</b>	\$272

Step 3. Surface Finish

<b>611</b>	beige mist metallic (CP)	+\$0
<b>613</b>	silver (CP)	+\$0
<b>UBK</b>	ultra black (CP)	+\$0
<b>8Q</b>	folkstone grey (CP)	+\$0
<b>91</b>	white (CP)	+\$0
<b>98</b>	studio white (CP)	+\$0
<b>CL</b>	cool grey neutral	+\$0
<b>G1</b>	graphite (CP)	+\$0
<b>HF</b>	inner tone light	+\$0
<b>LT</b>	light tone	+\$0
<b>LU</b>	soft white	+\$0
<b>MT</b>	medium tone	+\$0
<b>WL</b>	warm stone (CP)	+\$0
<b>WN</b>	warm grey neutral	+\$0
<b>EH</b>	metallic bronze	+\$0

F-Style Sliding Door Storage UnitA3810.



Product Information

Description

This lockable storage unit hangs from a panel or wall strips. It has a painted or debossed sliding door. The sliding door covers 1 side of the storage unit and can be locked in either position. The underside of the shelf accepts a task light. Attachment hardware included. Shipped knocked down.

The 15"-high storage unit has 1 shelf; the 22"-high storage unit has 2 shelves.

Notes

To enclose back of unit, order back panel (A3812.) separately.

Order optional task light separately:

- Twist™ LED task light (G6160.xM)
- Under shelf LED task light (G6170.xxS). Width of light must match width of sliding door storage unit.

For keyed-alike locks, order chrome lock plugs separately. See Keyed-Alike Information in Appendices.

Dimensions

15"

14 3/4"

14 3/8"

15"

22"

14 3/8"

Painted

Debossed

Painted

Debossed

Painted

Debossed

Painted

Debossed

Action Office® Storage

HermanMiller

GSA Action Office® System Price Book (2/25)

237

# F-Style Sliding Door Storage Unit

continued

Action Office® Storage

## Specification Information

### Step 1.

**A3810.**

### Step 2. Height

- 1** 15" high
- 2** 22" high

### Step 3. Width

- 24** 24" wide
- 30** 30" wide
- 36** 36" wide
- 42** 42" wide
- 48** 48" wide

### Step 4. Door Material

- P** painted door
- X** debossed door

### Step 5. Lock

- N** no lock
- L** lock

### Prices for Steps 1-5.

		PN	PL	XN	XL
<b>A3810. 1</b>	<b>24</b>	\$598	614	640	656
	<b>30</b>	\$636	653	677	699
	<b>36</b>	\$681	703	733	756
	<b>42</b>	\$733	756	788	807
	<b>48</b>	\$777	794	833	851
<b>2</b>	<b>24</b>	\$793	811	830	849
	<b>30</b>	\$840	860	884	899
	<b>36</b>	\$901	924	951	973
	<b>42</b>	\$972	991	1022	1040
	<b>48</b>	\$1020	1037	1081	1098

### Step 6. Lock Option

For lock (L)

- KA** keyed alike +\$0
- KD** keyed differently, black +\$0

### Step 7. Case Finish

- UBK** ultra black (CP) +\$0
- 8Q** folkstone grey (CP) +\$0
- HF** inner tone light +\$0
- LT** light tone +\$0
- LU** soft white +\$0
- MT** medium tone +\$0
- SG** slate grey +\$0
- WL** warm stone (CP) +\$0
- WN** warm grey neutral +\$0

### Step 8. Door Finish

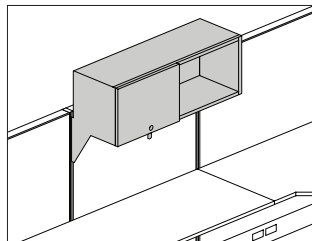
- UBK** ultra black (CP) +\$0
- 8Q** folkstone grey (CP) +\$0
- HF** inner tone light +\$0
- LU** soft white +\$0
- MT** medium tone +\$0
- SG** slate grey +\$0
- WL** warm stone (CP) +\$0
- WN** warm grey neutral +\$0

### Step 9. Pull Finish

- CL** cool grey neutral +\$0
- WN** warm grey neutral +\$0

# F-Style Upmount Sliding Door Storage Unit

A3814.



## Product Information

### Description

This 15"-high lockable storage unit has brackets that allow it to be mounted above the top of a panel. It has a painted or debossed sliding door. The sliding door covers 1 side of the unit and can be locked in either position. Underside of shelf accepts a task light. Back panel and attachment hardware included. Shipped knocked down.

### Notes

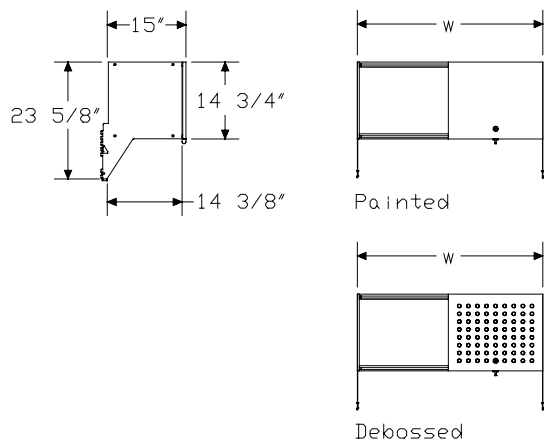
Debossed door can only be specified as lockable (L).

Order optional task light separately:

- Twist™ LED task light (G6160.AM)
- Under shelf LED task light (G6170.xxS). Width of light must match width of sliding door storage unit.

For keyed-alike locks, specify chrome lock plugs separately. See Keyed-Alike information in Appendices.

## Dimensions



## Specification Information

### Step 1.

A3814.

### Step 2. Width

24	24" wide
30	30" wide
36	36" wide
42	42" wide
48	48" wide

### Step 3. Door Material

P	painted door
X	debossed door

### Step 4. Lock

#### For painted door (P)

N	no lock
L	lock

#### For debossed door (X)

L	lock
---	------

### Prices for Steps 1-4.

		N	L
A3814.	24 P	\$919	936
	X	—	\$980
	30 P	\$979	995
	X	—	\$1038
	36 P	\$1042	1063
	X	—	\$1111
	42 P	\$1108	1129
	X	—	\$1178
	48 P	\$1172	1190
	X	—	\$1251

### Step 5. Lock Option

#### For lock (L)

KA	keyed alike	+\$0
KD	keyed differently, black	+\$0

## F-Style Upmount Sliding Door Storage Unit *continued*

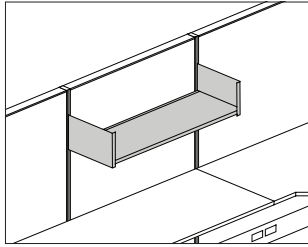
Action Office® Storage

Step 6. Case Finish		
<b>UBK</b>	ultra black (CP)	+\$0
<b>8Q</b>	folkstone grey (CP)	+\$0
<b>HF</b>	inner tone light	+\$0
<b>LT</b>	light tone	+\$0
<b>LU</b>	soft white	+\$0
<b>MT</b>	medium tone	+\$0
<b>SG</b>	slate grey	+\$0
<b>WL</b>	warm stone (CP)	+\$0
<b>WN</b>	warm grey neutral	+\$0
Step 7. Door Finish		
<b>UBK</b>	ultra black (CP)	+\$0
<b>8Q</b>	folkstone grey (CP)	+\$0
<b>HF</b>	inner tone light	+\$0
<b>LT</b>	light tone	+\$0
<b>LU</b>	soft white	+\$0
<b>MT</b>	medium tone	+\$0
<b>SG</b>	slate grey	+\$0
<b>WL</b>	warm stone (CP)	+\$0
<b>WN</b>	warm grey neutral	+\$0
Step 8. Pull Finish		
<b>CL</b>	cool grey neutral	+\$0
<b>WN</b>	warm grey neutral	+\$0



# F-Style Shelf

A3811.



## Product Information

### Description

This 8¾"-high shelf hangs from a panel or wall strips. The underside of the shelf accepts a task light. Attachment hardware is included. Shipped knocked down.

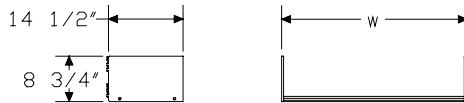
### Notes

Shelf matches style of sliding door storage unit (A3810.).

Order optional task light separately:

- Twist™ LED task light (G6160.xM)
- Under shelf LED task light (G6170.xxS). Width of light must match width of shelf.

### Dimensions



## Specification Information

### Step 1.

**A3811.**

### Step 2. Width

<b>24</b>	24" wide
<b>30</b>	30" wide
<b>36</b>	36" wide
<b>42</b>	42" wide
<b>48</b>	48" wide

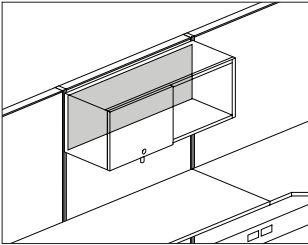
### Prices for Steps 1-2.

<b>A3811. 24</b>	\$231
<b>30</b>	\$244
<b>36</b>	\$257
<b>42</b>	\$281
<b>48</b>	\$288

### Step 3. Surface Finish

<b>UBK</b>	ultra black (CP)	+\$0
<b>8Q</b>	folkstone grey (CP)	+\$0
<b>HF</b>	inner tone light	+\$0
<b>LU</b>	soft white	+\$0
<b>MT</b>	medium tone	+\$0
<b>SG</b>	slate grey	+\$0
<b>WL</b>	warm stone (CP)	+\$0
<b>WN</b>	warm grey neutral	+\$0

F-Style Storage Unit Back PanelA3812.



Product Information
Description
This panel attaches to the back of a sliding door storage unit to enclose the back. Attachment hardware included.
Dimensions

Specification Information
Step 1.
A3812.

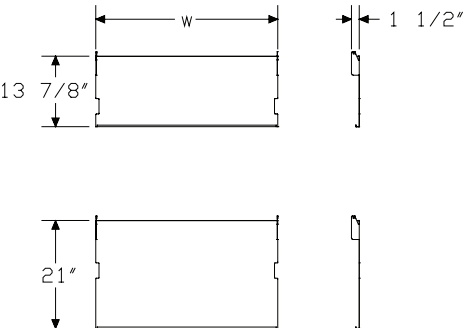
Step 2. Height
1515" high
2222" high

Step 3. Width
2424" wide
3030" wide
3636" wide
4242" wide
4848" wide

Prices for Steps 1-3.					
		24	30	36	4248
A3812.	15	\$223	230	241	257277
	22	\$234	252	270	292320

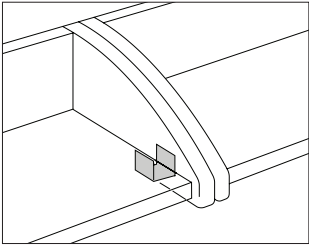
Step 4. Surface Finish		
UBK	ultra black (CP)	+\$0
8Q	folkstone grey (CP)	+\$0
HF	inner tone light	+\$0
LU	soft white	+\$0
MT	medium tone	+\$0
SG	slate grey	+\$0
WL	warm stone (CP)	+\$0
WN	warm grey neutral	+\$0

Action Office® Storage

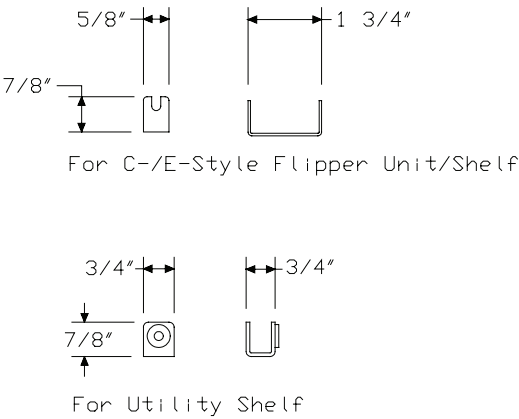


Component Brace

X3910.



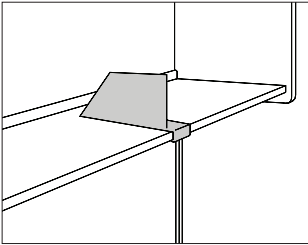
Product Information
Description
This bracket mounts under C- and E-style flipper door units and shelves and utility shelves (E3234.) hung from stacking panels or frames. The brackets support heavy component loading and reduce deflection of a panel or frame run. Package contains 6.
Notes
Component brace finish for utility shelf (X3910.2) is black umber (BU).
Dimensions



Specification Information
Step 1.
X3910.
Step 2. Usage
1 for C-/E-style flipper unit/shelf
2 for utility shelf (E3234.)
Prices for Steps 1-2.
X3910. 1 \$75
2 \$75
Step 3. Surface Finish
For C-/E-style flipper unit/shelf (1)
8Q folkstone grey (CP) +\$0
91 white (CP) +\$0
98 studio white (CP) +\$0
HF inner tone light +\$0
LT light tone +\$0
LU soft white +\$0
MT medium tone +\$0
WL warm stone (CP) +\$0

Action Office® Storage

Shelf Divider, AngledG7330.

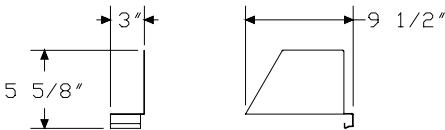


Product Information

Description

This divider attaches to a B-, C-, E-style shelf to vertically divide books and binders. Package contains 8.

Dimensions



Specification Information

Step 1.

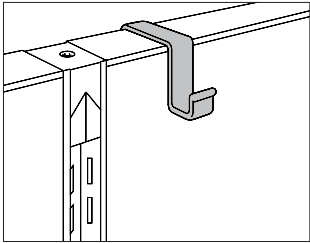
**G7330.** \$393

Step 2. Surface Finish

<b>8Q</b>	folkstone grey (CP)	+\$0
<b>91</b>	white (CP)	+\$0
<b>98</b>	studio white (CP)	+\$0
<b>CL</b>	cool grey neutral	+\$0
<b>G1</b>	graphite (CP)	+\$0
<b>HF</b>	inner tone light	+\$0
<b>LT</b>	light tone	+\$0
<b>LU</b>	soft white	+\$0
<b>MT</b>	medium tone	+\$0
<b>SG</b>	slate grey	+\$0
<b>WL</b>	warm stone (CP)	+\$0
<b>WN</b>	warm grey neutral	+\$0
<b>EH</b>	metallic bronze	+\$0

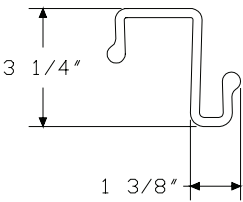
Coat Hook

A0535.



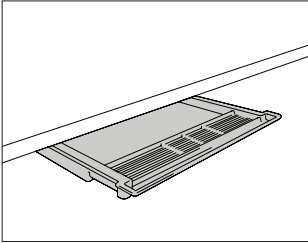
Product Information
Description
This hook fits over the top of an Action Office Series 1 or Series 2 panel for hanging coats, hats, and umbrellas. Finish is medium tone. Package contains 6.
Dimensions

Specification Information
Step 1.
A0535. <span style="float: right;">\$61</span>



Pencil Drawer

Y5010.

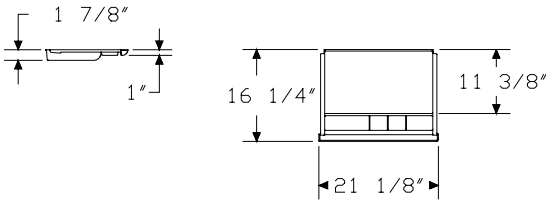


Product Information

Description

This plastic drawer mounts under a hanging or freestanding work surface to store pencils and other small items. Mounting hardware is included.

Dimensions



Specification Information

Step 1.

Y5010.	\$76
--------	------

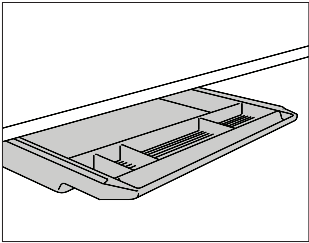
Step 2. Surface Finish

8Q	folkstone grey (CP)	+\$0
HF	inner tone light	+\$0
LT	light tone	+\$0
LU	soft white	+\$0
MT	medium tone	+\$0
SG	slate grey	+\$0
WL	warm stone (CP)	+\$0
WN	warm grey neutral	+\$0

Action Office® Storage

Metal Pencil Drawer

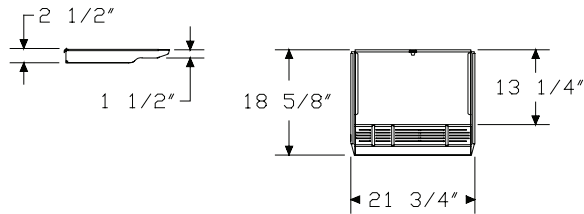
Y5012.



Product Information

**Description**  
This metal drawer mounts under a hanging or freestanding work surface to store pencils and other small items. Mounting hardware is included.

Dimensions



Specification Information

**Step 1.**  
**Y5012.** \$317

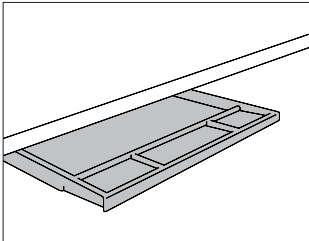
Step 2. Surface Finish

<b>8Q</b>	folkstone grey (CP)	+\$0
<b>98</b>	studio white (CP)	+\$0
<b>HF</b>	inner tone light	+\$0
<b>LT</b>	light tone	+\$0
<b>LU</b>	soft white	+\$0
<b>MT</b>	medium tone	+\$0
<b>SG</b>	slate grey	+\$0
<b>WL</b>	warm stone (CP)	+\$0
<b>WN</b>	warm grey neutral	+\$0

Action Office® Storage

A-Style Pencil Drawer

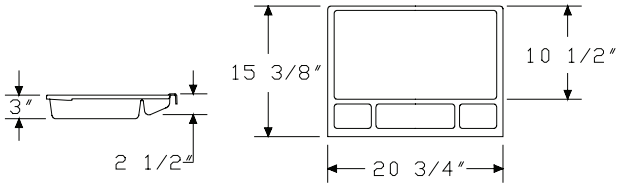
AO480.



Product Information
Description
This drawer mounts under a predrilled Action Office® suspended work surface or Action Office table to store pencils and other small items. Mounting hardware is included.
Dimensions

Specification Information		
Step 1.		
AO480.		\$84
Step 2. Surface Finish		
UBK	ultra black (CP)	+\$0
LT	light tone	+\$0
MT	medium tone	+\$0

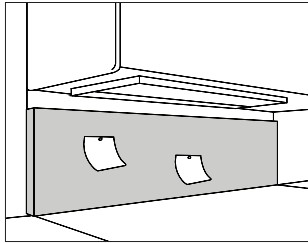
Action Office® Storage





# B-Style Tackboard

A3410.



## Product Information

### Description

This tackboard attaches to a panel or wall strips to display notes, photographs, or art. It has a fabric surface and includes attachment hardware.

### Notes

Tackboard accepts Customer's Own Material (COM). Yardage is estimated for nondirectional, 54"-wide fabrics; yardage for 60"-wide tackboard is estimated for nondirectional, 66"-wide fabrics.

### Height—Width—Yardage

12"—24" to 48"— $\frac{1}{2}$

12"—60"— $\frac{1}{2}$

16"—24" to 48"— $\frac{2}{3}$

16"—60"— $\frac{2}{3}$

20"—24" to 48"— $\frac{3}{4}$

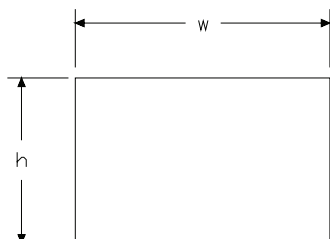
20"—60"— $\frac{3}{4}$

30"—30"—1

48"—48"—1  $\frac{1}{2}$

For information on multiple quantities or directional fabrics, contact COM Department. See Order Information in Appendices.

### Dimensions



## Specification Information

### Step 1.

**A3410.**

### Step 2. Height

**12** 12" high

**16** 16" high

**20** 20" high

**30** 30" high

**48** 48" high

### Step 3. Width

*For 12" high (12), 16" high (16), or 20" high (20)*

**24** 24" wide

**30** 30" wide

**36** 36" wide

**42** 42" wide

**48** 48" wide

**60** 60" wide

*For 30" high (30)*

**30** 30" wide

*For 48" high (48)*

**48** 48" wide

### Prices for Steps 1-3.

		<b>24</b>	<b>30</b>	<b>36</b>	<b>42</b>	<b>48</b>	<b>60</b>
<b>A3410. 12</b>		\$213	219	230	245	263	331
<b>16</b>		\$273	286	306	318	338	436
<b>20</b>		\$350	366	386	414	437	533
<b>30</b>		—	\$419	—	—	—	—
<b>48</b>		—	—	—	—	\$577	—

Step 4. Surface Finish

See application chart and textiles list for fabric usage and numbers. First 2 digits of number indicate fabric line; remaining digit(s) indicate fabric color.

For 12" high (12) with 24" wide (24), 30" wide (30), 36" wide (36), or 42" wide (42), or 48" wide (48)

Price Category 1	+\$0
Price Category 2	+\$10
Price Category 3	+\$49
Price Category 5	+\$110
Price Category B	+\$32
Price Category D	+\$61

For 16" high (16) with 24" wide (24), 30" wide (30), 36" wide (36), or 42" wide (42), or 48" wide (48)

Price Category 1	+\$0
Price Category 2	+\$12
Price Category 3	+\$65
Price Category 5	+\$140
Price Category B	+\$42
Price Category D	+\$82

For 20" high (20) with 24" wide (24), 30" wide (30), 36" wide (36), or 42" wide (42), or 48" wide (48)

Price Category 1	+\$0
Price Category 2	+\$16
Price Category 3	+\$73
Price Category 5	+\$145
Price Category B	+\$47
Price Category D	+\$91

For 30" high (30) with 30" wide (30)

Price Category 1	+\$0
Price Category 2	+\$23
Price Category 3	+\$102
Price Category 5	+\$247
Price Category B	+\$71
Price Category D	+\$122

For 48" high (48) with 48" wide (48)

Price Category 1	+\$0
Price Category 2	+\$32
Price Category 3	+\$125
Price Category 5	+\$280
Price Category B	+\$82
Price Category D	+\$161

For 12" high (12) with 60" wide (60)

Price Category 1	+\$0
Price Category 2	+\$10
Price Category 3	+\$49
Price Category D	+\$61

For 16" high (16) with 60" wide (60)

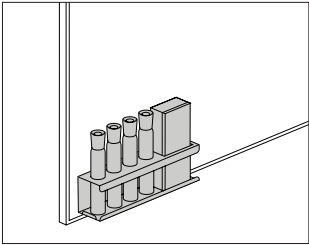
Price Category 1	+\$0
Price Category 2	+\$12
Price Category 3	+\$65
Price Category D	+\$82
Price Category E	+\$98

For 20" high (20) with 60" wide (60)

Price Category 1	+\$0
Price Category 2	+\$16
Price Category 3	+\$73
Price Category D	+\$91

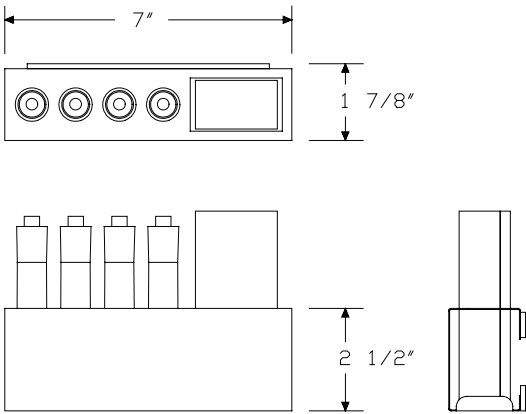
Marker/Eraser Holder

Y7231.



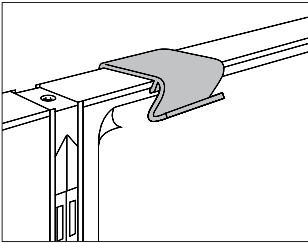
Product Information
Description
This metal holder includes 4 erasable markers and an eraser. It attaches to a vertical surface with hook-and-loop fastener, 2-sided tape, or magnetic tape (also included).
Dimensions

Specification Information		
Step 1.		
Y7231.		\$191
Step 2. Finish		
613	silver (CP)	+\$0
UBK	ultra black (CP)	+\$0
91	white (CP)	+\$0
BK	black	+\$0



Display Clip

AO640.



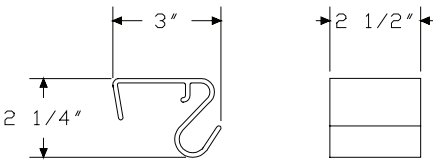
Product Information

**Description**  
This clip hangs from the top of a panel to hold notes, drawings, or presentation papers. Finish is medium tone. Package contains 2.

Dimensions

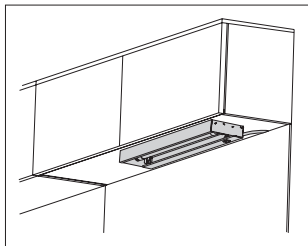
Specification Information

**Step 1.**  
**AO640.** \$68



# Under Shelf LED Task Light

G6170.



## Product Information

### Description

This LED light mounts below metal overheads and shelves to uniformly light a work surface. It has a powder-coated formed-steel housing, an acrylic lens, linear light-emitting diodes (LED) and an 8-foot cord. Mounting hardware and 3 cord management clips included. Light is UL Listed.

### Notes

Width of light must match width of storage unit/shelf.

For use with Canvas Office Landscape®, Action Office® System, or

Ethospace® System, specify bracket option (S).

For use with Ethospace utility shelf (E3234.) or C-style storage (X3750.,

X3730.), specify bracket option (Q).

Task light has the following unit widths:

Task Light Width—Unit Width

30"—26.77"

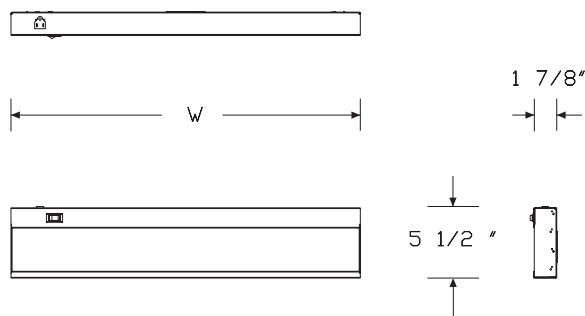
36"—32.77"

42"—38.77"

48"—44.77"

30" and 36" lights consume 7 watts of power. 42" and 48" lights consume 12 watts of power.

## Dimensions



## Specification Information

### Step 1.

**G6170.**

### Step 2. Width

**30** 30" wide

**36** 36" wide

**42** 42" wide

**48** 48" wide

### Step 3. Bracket Option

**S** for Action Office® or Ethospace® Systems or Canvas

**Q** for C-style storage or E3234.

### Prices for Steps 1-3.

	<b>S</b>	<b>Q</b>
<b>G6170. 30</b>	\$506	506
<b>36</b>	\$519	519
<b>42</b>	\$535	535
<b>48</b>	\$547	547

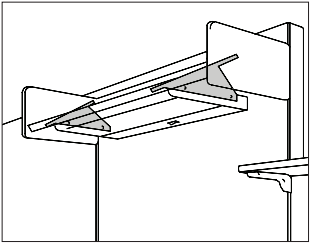
### Step 4. Surface Finish

*For Action Office® or Ethospace® Systems or Canvas (S) or C-style storage or E3234. (Q)*

<b>8Q</b>	folkstone grey (CP)	+\$0
<b>91</b>	white (CP)	+\$0
<b>98</b>	studio white (CP) <input type="checkbox"/>	+\$0
<b>BK</b>	black	+\$0
<b>CL</b>	cool grey neutral	+\$0
<b>EH</b>	metallic bronze	+\$0
<b>G1</b>	graphite (CP)	+\$0
<b>HF</b>	inner tone light	+\$0
<b>LT</b>	light tone	+\$0
<b>LU</b>	soft white	+\$0
<b>MT</b>	medium tone	+\$0
<b>SG</b>	slate grey	+\$0
<b>WL</b>	warm stone (CP)	+\$0
<b>WN</b>	warm grey neutral	+\$0

Display Shelf Adapter, Task Light

G6191.



Product Information

Description

These black umber adapters are used to mount a task light under a B-style storage/display shelf (A3220., E3232.). 2 adapters are required for mounting the task light. Package contains 2.

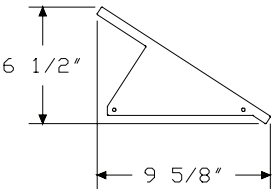
Dimensions

Specification Information

Step 1.

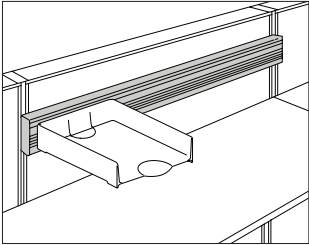
G6191.

\$111




Tool Bar

A3610.



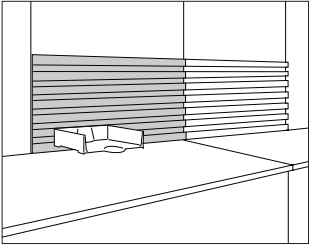
Product Information
Description
This tool bar attaches to a panel or wall strips and has 1 rail to hold work tools.
Dimensions



Specification Information
Step 1.
A3610.
Step 2. Width
24 24" wide
30 30" wide
36 36" wide
42 42" wide
48 48" wide
60 60" wide
Prices for Steps 1-2.
A3610. 24 \$139
30 \$154
36 \$161
42 \$176
48 \$188
60 \$237
Step 3. Surface Finish
UBK ultra black (CP) +\$0
8Q folkstone grey (CP) +\$0
HF inner tone light +\$0
LT light tone +\$0
LU soft white +\$0
MT medium tone +\$0
SG slate grey +\$0
WL warm stone (CP) +\$0
WN warm grey neutral +\$0

Rail Tile

A3615.

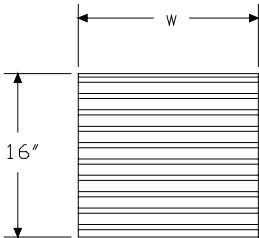


Product Information

Description

This tile attaches to a panel or wall strips to hold work tools.

Dimensions



Specification Information

Step 1.

A3615.16

Step 2. Width

- 2424" wide
- 3030" wide
- 3636" wide
- 4242" wide
- 4848" wide

Prices for Steps 1-2.

A3615.16	24	\$304
	30	\$335
	36	\$361
	42	\$391
	48	\$423

Step 3. Surface Finish

UBK	ultra black (CP)	+\$0
8Q	folkstone grey (CP)	+\$0
HF	inner tone light	+\$0
LT	light tone	+\$0
LU	soft white	+\$0
MT	medium tone	+\$0
SG	slate grey	+\$0
WL	warm stone (CP)	+\$0
WN	warm grey neutral	+\$0



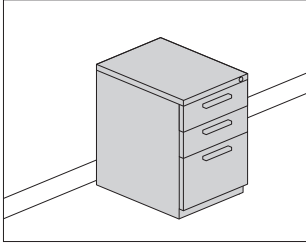
Tu Metal Storage

Tu Wood Storage



## Bar-Pull Freestanding Pedestal

LK10D.  
LK10H.  
LK10L.



### Product Information

#### Description

This freestanding pedestal fits below a hanging or freestanding work surface. It has a painted, laminate, or veneer front, smooth-steel case, applied metal bar pulls, and 1" leveling glides. A counterweight is included.

Actual pedestal depth is 19 $\frac{3}{8}$ ", 23 $\frac{1}{4}$ ", or 27 $\frac{3}{4}$ ". Standard-height pedestal is 26 $\frac{3}{8}$ " high; raised-height pedestal is 27 $\frac{1}{4}$ " high. Raised-height configuration adds  $\frac{7}{8}$ " to overall height to fill the space between the top of the pedestal and the underside of a surface.

Box drawers are available with  $\frac{3}{4}$ -extension or full-extension slides. File drawers have full-extension slides and hold letter-size front-to-back hanging files.

#### Notes

To add drawer divider, pencil tray, and file converters to drawer interiors, specify option (2M) or (3M).

For full extension slides on box drawers, specify option (SB).

Base on 2 drawers, raised height option (1) aligns with base on Tu® storage towers.

Pedestal will not fit below the following products:

- Action Office® table
- Ethospace® round-end peninsula with access

24"-deep pedestal will not fit below the following products:

- 24"-deep Ethospace work surface with cable management trough
- Action Office 60"-wide work surface

28"-deep pedestal will not fit below the following products:

- 30"-deep Ethospace work surface with cable management trough
- Action Office 60"-wide work surface

Grain direction is vertical for veneer-front pedestals.

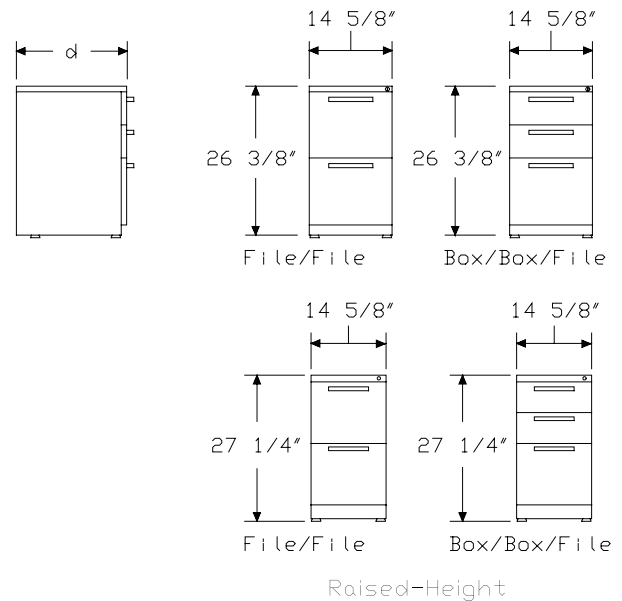
Order optional accessories separately:

- Drawer divider (LG903.)
- File compressor (LG908)
- File converter (LG907)
- File drawer organizer (LG901)
- Pedestal stationery divider (LG905)
- Utility tray (LG906)
- Storage organizer (LG910)

Storage organizer includes a hanging file holder, utility tray (pencil tray) and 2 containers. Storage organizer frame color matches drawer interior; file holder and containers are 91 white; utility tray is black.

For keyed-alike locks, order lock plugs separately. See Keyed-Alike Information in Appendices.

### Dimensions



# Bar-Pull Freestanding Pedestal

continued

## Specification Information

### Step 1.

**LK10**

### Step 2. Front Material

- H.** high-pressure laminate with thermoplastic edge ☐ **A**  
**L.** thermally-fused laminate with thermoplastic edge  
**D.** painted metal front

### Step 3. Depth

- 20** 20" deep  
**24** 24" deep  
**28** 28" deep

### Step 4. Configuration

- BBF** box/box/file  
**FF** file/file

### Prices for Steps 1-4.

	BBF	FF
<b>LK10H. 20</b>	\$1369	1408
<b>24</b>	\$1451	1484
<b>28</b>	\$1582	1617
<b>LK10L. 20</b>	\$1097	1127
<b>24</b>	\$1161	1186
<b>28</b>	\$1266	1295
<b>LK10D. 20</b>	\$955	979
<b>24</b>	\$1008	1034
<b>28</b>	\$1101	1126

### Step 5. Slides

#### For box/box/file (BBF)

- SR** ¾-extension roller slides on box drawer, full-extension ball bearing on file drawer +\$0  
**SB** full-extension ball-bearing +\$50

#### For file/file (FF)

- SB** full-extension ball-bearing +\$0

### Step 6. Paint/Steel Type

- SS** smooth paint on smooth steel +\$0  
**XS** textured paint on smooth steel +\$0

### Step 7. Surface Finish

#### For smooth paint on smooth steel (SS)

- SNA** satin aluminum +\$60  
**SNB** satin bronze +\$60  
**SNC** satin carbon +\$60

#### For smooth paint on smooth steel (SS)

- 611** beige mist metallic (CP) +\$0  
**613** silver (CP) +\$0  
**98** studio white (CP) +\$0  
**UBK** ultra black (CP) +\$0  
**8Q** folkstone grey (CP) +\$0  
**HF** inner tone light +\$0  
**LT** light tone +\$0  
**LU** soft white +\$0  
**MT** medium tone +\$0  
**SG** slate grey +\$0  
**WL** warm stone (CP) +\$0  
**EH** metallic bronze +\$0

#### Sand Texture Paint

#### For textured paint on smooth steel (XS)

- UBK** ultra black (CP) +\$0  
**91** white (CP) +\$0  
**98** studio white (CP) +\$0  
**BK** black +\$0  
**CL** cool grey neutral +\$0  
**G1** graphite (CP) +\$0  
**WN** warm grey neutral +\$0

# Bar-Pull Freestanding Pedestal

continued

## Step 8. Front Finish

### For thermally-fused laminate with thermoplastic edge (L.)

125	natural maple (CP)	+\$0
126	natural cherry (CP)	+\$0
127	walnut (CP)	+\$0
139	light ash (CP)	+\$0
140	warm ash (CP)	+\$0
76	light brown walnut	+\$0
8Q	folkstone grey (CP)	+\$0
91	white (CP)	+\$0
98	studio white (CP)	+\$0
CL	cool grey neutral	+\$0
HP	light anigre	+\$0
LBA	clear on ash (CP)	+\$0
LBB	oak on ash (CP)	+\$0
LBC	walnut on ash (CP)	+\$0
LBF	neutral twill	+\$0
LBJ	graphite twill	+\$0
LBQ	white twill	+\$0
LBR	phantom ecru	+\$0
LBS	phantom cocoa	+\$0
LBU	medium matte walnut (CP)	+\$0
LBV	warm grey teak	+\$0
LU	soft white	+\$0
WL	warm stone (CP)	+\$0
WN	warm grey neutral	+\$0
X1	chalk white	+\$0

### For high-pressure laminate with thermoplastic edge (H.)

125	natural maple (CP) <input type="checkbox"/>	+\$0
126	natural cherry (CP) <input type="checkbox"/>	+\$0
127	walnut (CP) <input type="checkbox"/>	+\$0
139	light ash (CP) <input type="checkbox"/>	+\$0
140	warm ash (CP) <input type="checkbox"/>	+\$0
76	light brown walnut	+\$0
8Q	folkstone grey (CP)	+\$0
91	white (CP)	+\$0
98	studio white (CP)	+\$0
CL	cool grey neutral	+\$0
HF	inner tone light	+\$0
HP	light anigre	+\$0
LBA	clear on ash (CP)	+\$0
LBB	oak on ash (CP)	+\$0
LBC	walnut on ash (CP)	+\$0
LBF	neutral twill	+\$0
LBJ	graphite twill	+\$0
LBQ	white twill	+\$0
LBR	phantom ecru <input type="checkbox"/>	+\$0
LBS	phantom cocoa <input type="checkbox"/>	+\$0
LBU	medium matte walnut (CP) <input type="checkbox"/>	+\$0
LBV	warm grey teak <input type="checkbox"/>	+\$0
LT	light tone	+\$0
LU	soft white	+\$0
WL	warm stone (CP)	+\$0
WN	warm grey neutral	+\$0

## Step 9. Lock

KA	keyed alike	+\$0
KC	keyed differently, chrome	+\$0
KD	keyed differently, black	+\$0

## Step 10. Pull Finish

### Metallic Paint

611	beige mist metallic (CP)	+\$0
613	silver (CP)	+\$0
SNA	satin aluminum	+\$10
SNB	satin bronze	+\$10
SNC	satin carbon	+\$10

### Sand Texture Paint

BK	black	+\$0
UBK	ultra black (CP)	+\$0

# Bar-Pull Freestanding Pedestal

continued

Tu® Metal Pedestals

Smooth Paint		
<b>8Q</b>	folkstone grey (CP)	+\$0
<b>91</b>	white (CP)	+\$0
<b>98</b>	studio white (CP)	+\$0
<b>G1</b>	graphite (CP)	+\$0
<b>WL</b>	warm stone (CP)	+\$0

Step 11. Base Height		
<b>1F</b>	standard height	+\$0
<b>2F</b>	raised height	+\$0

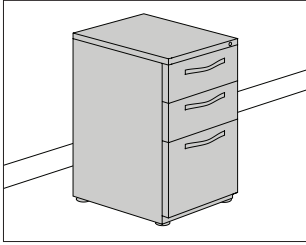
Step 12. Drawer Interior		
--------------------------	--	--

For box/box/file (BBF)		
<b>NN</b>	none	+\$0
<b>2M</b>	drawer divider in box drawers, 2 file converters in file drawer	+\$25
<b>3M</b>	drawer divider in one box drawer, pencil tray in one box drawer, 2 file converters in file drawer	+\$25
<b>C51</b>	storage organizer including hanging file holder bin, utility tray and two containers <input type="checkbox"/> A	+\$120

For file/file (FF)		
<b>NN</b>	none	+\$0
<b>1M</b>	2 file converters in each file drawer	+\$25
<b>C51</b>	storage organizer including hanging file holder bin, utility tray and two containers <input type="checkbox"/> A	+\$120

## Arc Pull Freestanding Pedestal

LQ10D.  
LQ10H.  
LQ10L.



### Product Information

#### Description

This freestanding pedestal fits below a hanging or freestanding work surface. It has a painted, laminate, or veneer front, smooth-steel case, applied metal arc pulls, and 1" leveling glides. A counterweight is included.

Actual pedestal depth is 19 $\frac{3}{8}$ ", 23 $\frac{1}{4}$ ", or 27 $\frac{3}{4}$ ". Standard-height pedestal is 26 $\frac{3}{8}$ " high; raised-height pedestal is 27 $\frac{1}{4}$ " high. Raised-height configuration adds  $\frac{7}{8}$ " to overall height to fill the space between the top of the pedestal and the underside of a surface.

Box drawers are available with  $\frac{3}{4}$ -extension or full-extension slides. File drawers have full-extension slides and hold letter-size front-to-back hanging files.

#### Notes

Pull design conforms to guidelines of Americans with Disabilities Act (ADA). To add drawer divider, pencil tray, file converters and storage organizer to drawer interiors, specify option (1M), (2M), (3M) or (C51).

For full extension slides on box drawers, specify option (SB).

Base on 2 drawers, raised height option (1) aligns with base on Tu® storage towers.

Pedestal will not fit below the following products:

- Action Office® table
- Ethospace® round-end peninsula with access

24"-deep pedestal will not fit below the following products:

- 24"-deep Ethospace work surface with cable management trough
- Action Office 60"-wide work surface

28"-deep pedestal will not fit below the following products:

- 30"-deep Ethospace work surface with cable management trough
- Action Office 60"-wide work surface

Grain direction is vertical for veneer-front pedestals.

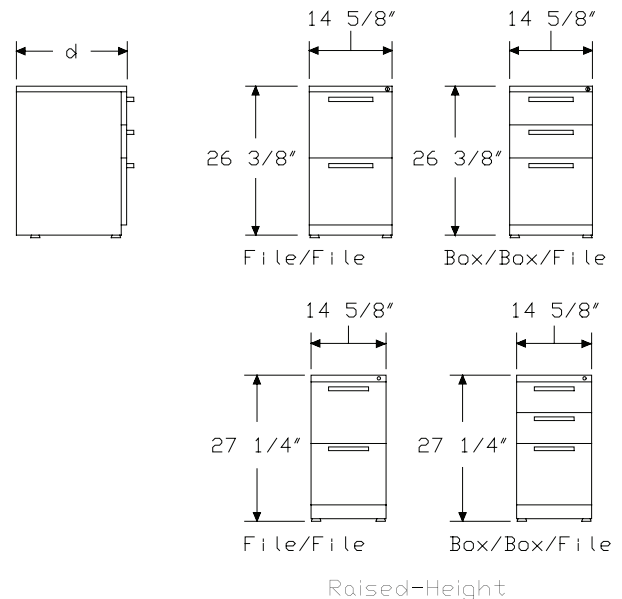
Order optional accessories separately:

- Drawer divider (LG903.)
- File compressor (LG908)
- File converter (LG907)
- File drawer organizer (LG901)
- Pedestal stationery divider (LG905)
- Utility tray (LG906)
- Storage organizer (LG910)

Storage organizer includes a hanging file holder, utility tray (pencil tray) and 2 containers. The storage organizer frame color matches the drawer interior; file holder and containers are 91 white; utility tray is black.

For keyed-alike locks, order lock plugs separately. See Keyed-Alike Information in Appendices.

### Dimensions



# Arc Pull Freestanding Pedestal

continued

Specification Information			
Step 1.			
LQ10			
Step 2. Front Material			
H.	high-pressure laminate with thermoplastic edge <span style="border: 1px solid black; padding: 0 2px;">A</span>		
L.	thermally-fused laminate with thermoplastic edge		
D.	painted metal front		
Step 3. Depth			
20	20" deep		
24	24" deep		
28	28" deep		
Step 4. Configuration			
BBF	box/box/file		
FF	file/file		
Prices for Steps 1-4.			
		BBF	FF
LQ10H. 20		\$1369	1484
24		\$1408	1582
28		\$1451	1617
LQ10L. 20		\$1097	1127
24		\$1161	1186
28		\$1266	1295
LQ10D. 20		\$955	979
24		\$1008	1034
28		\$1101	1126
Step 5. Slides			
For box/box/file (BBF)			
SR	¾-extension roller slides on box drawer, full-extension ball bearing on file drawer		+\$0
SB	full-extension ball-bearing		+\$50
For file/file (FF)			
SB	full-extension ball-bearing		+\$0
Step 6. Paint/Steel Type			
SS	smooth paint on smooth steel		+\$0
XS	textured paint on smooth steel		+\$0

Step 7. Surface Finish		
For smooth paint on smooth steel (SS)		
<b>611</b>	beige mist metallic (CP)	+\$0
<b>613</b>	silver (CP)	+\$0
<b>UBK</b>	ultra black (CP)	+\$0
<b>8Q</b>	folkstone grey (CP)	+\$0
<b>98</b>	studio white (CP)	+\$0
<b>EH</b>	metallic bronze	+\$0
<b>HF</b>	inner tone light	+\$0
<b>LT</b>	light tone	+\$0
<b>LU</b>	soft white	+\$0
<b>MT</b>	medium tone	+\$0
<b>SG</b>	slate grey	+\$0
<b>WL</b>	warm stone (CP)	+\$0
For smooth paint on smooth steel (SS)		
<b>SNA</b>	satin aluminum	+\$60
<b>SNB</b>	satin bronze	+\$60
<b>SNC</b>	satin carbon	+\$60
Sand Texture Paint		
For textured paint on smooth steel (XS)		
<b>UBK</b>	ultra black (CP)	+\$0
<b>91</b>	white (CP)	+\$0
<b>98</b>	studio white (CP)	+\$0
<b>BK</b>	black	+\$0
<b>CL</b>	cool grey neutral	+\$0
<b>G1</b>	graphite (CP)	+\$0
<b>WN</b>	warm grey neutral	+\$0



# Arc Pull Freestanding Pedestal

continued

## Step 8. Front Finish

### For thermally-fused laminate with thermoplastic edge (L.)

<b>125</b>	natural maple (CP)	+\$0
<b>126</b>	natural cherry (CP)	+\$0
<b>127</b>	walnut (CP)	+\$0
<b>139</b>	light ash (CP)	+\$0
<b>140</b>	warm ash (CP)	+\$0
<b>76</b>	light brown walnut	+\$0
<b>8Q</b>	folkstone grey (CP)	+\$0
<b>91</b>	white (CP)	+\$0
<b>98</b>	studio white (CP)	+\$0
<b>CL</b>	cool grey neutral	+\$0
<b>HP</b>	light anigre	+\$0
<b>LBA</b>	clear on ash (CP)	+\$0
<b>LBB</b>	oak on ash (CP)	+\$0
<b>LBC</b>	walnut on ash (CP)	+\$0
<b>LBF</b>	neutral twill	+\$0
<b>LBJ</b>	graphite twill	+\$0
<b>LBQ</b>	white twill	+\$0
<b>LBR</b>	phantom ecru	+\$0
<b>LBS</b>	phantom cocoa	+\$0
<b>LBU</b>	medium matte walnut (CP)	+\$0
<b>LBV</b>	warm grey teak	+\$0
<b>LU</b>	soft white	+\$0
<b>WL</b>	warm stone (CP)	+\$0
<b>WN</b>	warm grey neutral	+\$0
<b>X1</b>	chalk white	+\$0

### For high-pressure laminate with thermoplastic edge (H.)

<b>125</b>	natural maple (CP) <input type="checkbox"/>	+\$0
<b>126</b>	natural cherry (CP) <input type="checkbox"/>	+\$0
<b>127</b>	walnut (CP) <input type="checkbox"/>	+\$0
<b>139</b>	light ash (CP) <input type="checkbox"/>	+\$0
<b>140</b>	warm ash (CP) <input type="checkbox"/>	+\$0
<b>76</b>	light brown walnut	+\$0
<b>8Q</b>	folkstone grey (CP)	+\$0
<b>91</b>	white (CP)	+\$0
<b>98</b>	studio white (CP)	+\$0
<b>CL</b>	cool grey neutral	+\$0
<b>HF</b>	inner tone light	+\$0
<b>HP</b>	light anigre	+\$0
<b>LBA</b>	clear on ash (CP)	+\$0
<b>LBB</b>	oak on ash (CP)	+\$0
<b>LBC</b>	walnut on ash (CP)	+\$0
<b>LBF</b>	neutral twill	+\$0
<b>LBJ</b>	graphite twill	+\$0
<b>LBQ</b>	white twill	+\$0
<b>LBR</b>	phantom ecru <input type="checkbox"/>	+\$0
<b>LBS</b>	phantom cocoa <input type="checkbox"/>	+\$0
<b>LBU</b>	medium matte walnut (CP) <input type="checkbox"/>	+\$0
<b>LBV</b>	warm grey teak <input type="checkbox"/>	+\$0
<b>LT</b>	light tone	+\$0
<b>LU</b>	soft white	+\$0
<b>WL</b>	warm stone (CP)	+\$0
<b>WN</b>	warm grey neutral	+\$0

## Step 9. Lock

<b>KA</b>	keyed alike	+\$0
<b>KC</b>	keyed differently, chrome	+\$0
<b>KD</b>	keyed differently, black	+\$0

## Step 10. Pull Finish

<b>NH</b>	brushed nickel	+\$0
<b>NK</b>	black nickel	+\$0

## Step 11. Base Height

<b>1F</b>	standard height	+\$0
<b>2F</b>	raised height	+\$0

# Arc Pull Freestanding Pedestal

continued

Tu® Metal Pedestals

## Step 12. Drawer Interior

### For 20" deep (20) or 24" deep (24) with box/box/file (BBF)

<b>NN</b>	none	+\$0
<b>2M</b>	drawer divider in box drawers, 2 file converters in file drawer	+\$25
<b>3M</b>	drawer divider in one box drawer, pencil tray in one box drawer, 2 file converters in file drawer	+\$25
<b>C51</b>	storage organizer including hanging file holder bin, utility tray and two containers <input type="checkbox"/> A	+\$120

### For 28" deep (28) with box/box/file (BBF)

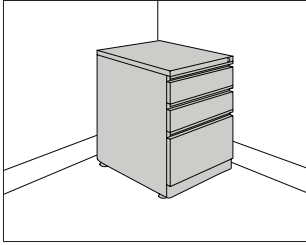
<b>NN</b>	none	+\$0
<b>2M</b>	drawer divider in box drawers, 2 file converters in file drawer	+\$25
<b>3M</b>	drawer divider in one box drawer, pencil tray in one box drawer, 2 file converters in file drawer	+\$25

### For 20" deep (20) or 24" deep (24) with file/file (FF)

<b>NN</b>	none	+\$0
<b>1M</b>	2 file converters in each file drawer	+\$25
<b>C51</b>	storage organizer including hanging file holder bin, utility tray and two containers <input type="checkbox"/> A	+\$120

### For 28" deep (28) with file/file (FF)

<b>NN</b>	none	+\$0
<b>1M</b>	2 file converters in each file drawer	+\$25



### Product Information

#### Description

This freestanding pedestal fits below a hanging or freestanding work surface. It has a smooth-steel case, full-width pulls, and 1" leveling glides.

Counterweight is included.

Actual pedestal depth is 19 $\frac{3}{8}$ ", 23 $\frac{1}{4}$ ", or 27 $\frac{3}{4}$ ". Standard-height pedestal is 26 $\frac{3}{8}$ " high; raised-height pedestal is 27 $\frac{1}{4}$ " high. Raised-height configuration adds  $\frac{7}{8}$ " to overall height to fill the space between the top of the file and the underside of a surface.

Drawers are available with full-extension or  $\frac{3}{4}$ -extension slides. A drawer divider, utility tray or storage organizer is optional for box drawers. File drawers hold letter-size front-to-back hanging files. File converters are optional for letter-, legal-, and A4-size side-to-side hanging files.

#### Notes

Base on 2 drawers, raised height option (1) aligns with base on Tu® storage towers.

Pedestal will not fit below the following products:

- Action Office® table
- Ethospace® round-end peninsula with access

24"-deep pedestal will not fit below the following products:

- 24"-deep Ethospace work surface with cable management trough
- Action Office 60"-wide work surface

28"-deep pedestal will not fit below the following products:

- 30"-deep Ethospace work surface with cable management trough
- Action Office 60"-wide work surface

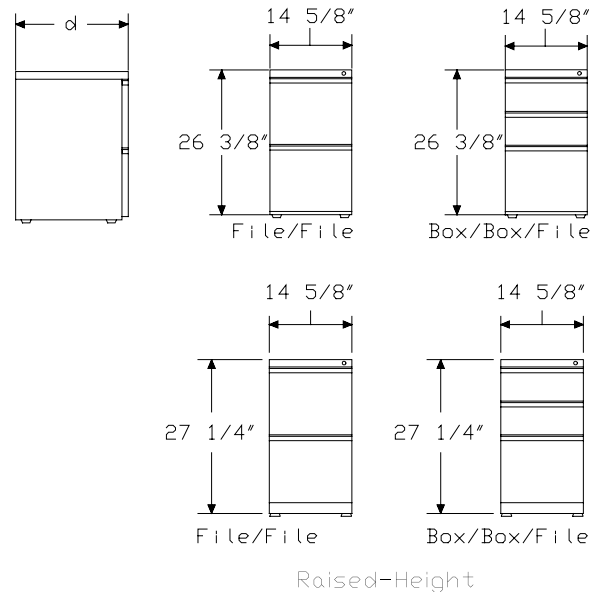
Order optional accessories separately:

- Drawer divider (LG903.)
- File compressor (LG908)
- File converter (LG907)
- File drawer organizer (LG901)
- Pedestal stationery divider (LG905)
- Utility tray (LG906)
- Storage organizer (LG910)

Storage organizer includes a hanging file holder, utility tray (pencil tray) and 2 containers. The storage organizer frame color matches the drawer interior; file holder and containers are 91 white; utility tray is black.

For keyed-alike locks, order lock plugs separately. See Keyed-Alike Information in Appendices.

### Dimensions



# W-Pull Freestanding Pedestal *continued*

Specification Information			
Step 1.			
<b>LW100.</b>			
Step 2. Depth			
<b>20</b>	20" deep		
<b>24</b>	24" deep		
<b>28</b>	28" deep		
Step 3. Configuration			
<b>BBF</b>	box/box/file		
<b>FF</b>	file/file		
Prices for Steps 1-3.			
		<b>BBF</b>	<b>FF</b>
<b>LW100. 20</b>		\$823	754
<b>24</b>		\$841	775
<b>28</b>		\$945	872
Step 4. Slides			
<i>For 20" deep (20) with box/box/file (BBF)</i>			
<b>SR</b>	¾-extension roller slides on box drawer, full-extension ball bearing on file drawer		+\$0
<b>SB</b>	full-extension ball-bearing		+\$50
<i>For 24" deep (24) or 28" deep (28) with box/box/file (BBF)</i>			
<b>SR</b>	¾-extension roller slides on box drawer, full-extension ball bearing on file drawer		+\$0
<b>SB</b>	full-extension ball-bearing		+\$50
<i>For 20" deep (20) with file/file (FF)</i>			
<b>SB</b>	full-extension ball-bearing		+\$0
<i>For 24" deep (24) or 28" deep (28) with file/file (FF)</i>			
<b>SB</b>	full-extension ball-bearing		+\$0
Step 5. Paint/Steel Type			
<b>SS</b>	smooth paint on smooth steel		+\$0
<b>XS</b>	textured paint on smooth steel		+\$0
Step 6. Surface Finish			
<i>For smooth paint on smooth steel (SS)</i>			
<b>SNA</b>	satin aluminum		+\$60
<b>SNB</b>	satin bronze		+\$60
<b>SNC</b>	satin carbon		+\$60

<i>For smooth paint on smooth steel (SS)</i>		
<b>611</b>	beige mist metallic (CP)	+\$0
<b>613</b>	silver (CP)	+\$0
<b>UBK</b>	ultra black (CP)	+\$0
<b>8Q</b>	folkstone grey (CP)	+\$0
<b>98</b>	studio white (CP)	+\$0
<b>EH</b>	metallic bronze	+\$0
<b>HF</b>	inner tone light	+\$0
<b>LT</b>	light tone	+\$0
<b>LU</b>	soft white	+\$0
<b>MT</b>	medium tone	+\$0
<b>SG</b>	slate grey	+\$0
<b>WL</b>	warm stone (CP)	+\$0

Sand Texture Paint		
<i>For textured paint on smooth steel (XS)</i>		
<b>UBK</b>	ultra black (CP)	+\$0
<b>91</b>	white (CP)	+\$0
<b>98</b>	studio white (CP)	+\$0
<b>BK</b>	black	+\$0
<b>CL</b>	cool grey neutral	+\$0
<b>G1</b>	graphite (CP)	+\$0
<b>WN</b>	warm grey neutral	+\$0

Step 7. Lock		
<b>KA</b>	keyed alike	+\$0
<b>KC</b>	keyed differently, chrome	+\$0
<b>KD</b>	keyed differently, black	+\$0

Step 8. Base Height		
<b>1F</b>	standard height	+\$0
<b>2F</b>	raised height	+\$0

Step 9. Drawer Interior		
<i>For 20" deep (20) or 24" deep (24) with box/box/file (BBF)</i>		
<b>NN</b>	none	+\$0
<b>2M</b>	drawer divider in box drawers, 2 file converters in file drawer	+\$25
<b>3M</b>	drawer divider in one box drawer, pencil tray in one box drawer, 2 file converters in file drawer	+\$25
<b>C51</b>	storage organizer including hanging file holder bin, utility tray and two containers <b>A</b>	+\$120

## W-Pull Freestanding Pedestal *continued*

### *For 28" deep (28) with box/box/file (BBF)*

<b>NN</b>	none	+\$0
<b>2M</b>	drawer divider in box drawers, 2 file converters in file drawer	+\$25
<b>3M</b>	drawer divider in one box drawer, pencil tray in one box drawer, 2 file converters in file drawer	+\$25

### *For 20" deep (20) or 24" deep (24) with file/file (FF)*

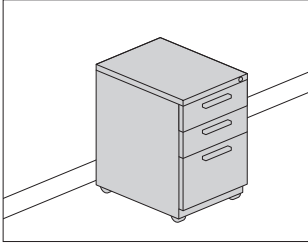
<b>NN</b>	none	+\$0
<b>1M</b>	2 file converters in each file drawer	+\$25
<b>C51</b>	storage organizer including hanging file holder bin, utility tray and two containers <span style="border: 1px solid black; padding: 0 2px;">A</span>	+\$120

### *For 28" deep (28) with file/file (FF)*

<b>NN</b>	none	+\$0
<b>1M</b>	2 file converters in each file drawer	+\$25

## Bar Pull Mobile Pedestal

LK11D.  
LK11H.  
LK11L.



Tu® Metal Pedestals

### Product Information

#### Description

This mobile pedestal fits below a hanging or freestanding work surface. It has a painted or veneer front, smooth-steel case, applied metal bar pulls, and black rubber casters. Pedestal can be specified with or without a hand grip. Counterweight is included.

Actual pedestal depth is 19<sup>3</sup>/<sub>8</sub>" or 23<sup>1</sup>/<sub>4</sub>".

Box drawers are available with <sup>3</sup>/<sub>4</sub>"-extension or full-extension slides. File drawers have full-extension slides and hold letter-size front-to-back hanging files.

#### Notes

To add drawer divider, pencil tray, and file converters to drawer interiors, specify option (2M) or (3M).

For full extension slides on box drawers, specify option (SB).

24"-deep pedestal will not fit below the following products:

- 24"-deep Ethospace® work surface with cable management trough
- Action Office® 60"-wide work surface
- Prospects® 60"-wide work surface

Grain direction is vertical for veneer-front pedestals.

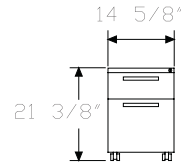
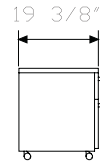
Order optional accessories separately:

- Drawer divider (LG903.)
- File compressor (LG908)
- File converter (LG907)
- File drawer organizer (LG901)
- Pedestal stationery divider (LG905)
- Utility tray (LG906)
- Storage organizer (LG910)

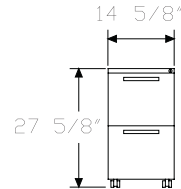
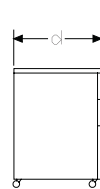
Storage organizer includes a hanging file holder, utility tray (pencil tray) and 2 containers. Storage organizer frame color matches drawer interior; file holder and containers are 91 white; utility tray is black.

For keyed-alike locks, order lock plugs separately. See Keyed-Alike Information in Appendices.

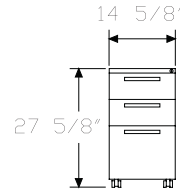
### Dimensions



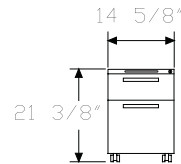
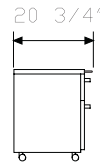
Box/File  
Without Hand Grip



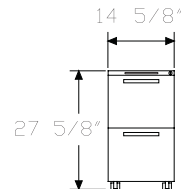
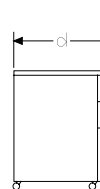
File/File  
Without Hand Grip



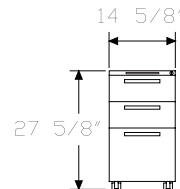
Box/Box/File  
Without Hand Grip



Box/File  
With Hand Grip



File/File  
With Hand Grip



Box/Box/File  
With Hand Grip

**Specification Information**

**Step 1.**

**LK11**

**Step 2. Front Material**

- H.** high-pressure laminate with thermoplastic edge A  
**L.** thermally-fused laminate with thermoplastic edge  
**D.** painted metal front

**Step 3. Depth**

- 20** 20" deep  
**24** 24" deep

**Step 4. Configuration**

*For 20" deep (20)*

- BBF** box/box/file  
**BF** box/file  
**FF** file/file

*For 24" deep (24)*

- BBF** box/box/file  
**FF** file/file

**Prices for Steps 1-4.**

	<b>BBF</b>	<b>BF</b>	<b>FF</b>
<b>LK11H. 20</b>	\$1492	1287	1412
<b>24</b>	\$1580	—	1482
<b>LK11L. 20</b>	\$1193	1029	1130
<b>24</b>	\$1264	—	1185
<b>LK11D. 20</b>	\$1037	895	982
<b>24</b>	\$1099	—	1032

**Step 5. Slides**

*For box/box/file (BBF)*

- SR** ¾-extension roller slides on box drawer, full-extension ball bearing on file drawer +\$0  
**SB** full-extension ball-bearing +\$50

*For box/file (BF)*

- SR** ¾-extension roller slides on box drawer, full-extension ball bearing on file drawer +\$0  
**SB** full-extension ball-bearing +\$25

*For file/file (FF)*

- SB** full-extension ball-bearing +\$0

**Step 6. Paint/Steel Type**

- SS** smooth paint on smooth steel +\$0  
**XS** textured paint on smooth steel +\$0

**Step 7. Surface Finish**

*For smooth paint on smooth steel (SS)*

- SNA** satin aluminum +\$60  
**SNB** satin bronze +\$60  
**SNC** satin carbon +\$60

*For smooth paint on smooth steel (SS)*

- 611** beige mist metallic (CP) +\$0  
**613** silver (CP) +\$0  
**98** studio white (CP) +\$0  
**UBK** ultra black (CP) +\$0  
**8Q** folkstone grey (CP) +\$0  
**HF** inner tone light +\$0  
**LT** light tone +\$0  
**LU** soft white +\$0  
**MT** medium tone +\$0  
**SG** slate grey +\$0  
**WL** warm stone (CP) +\$0  
**EH** metallic bronze +\$0

**Sand Texture Paint**

*For textured paint on smooth steel (XS)*

- UBK** ultra black (CP) +\$0  
**91** white (CP) +\$0  
**98** studio white (CP) +\$0  
**BK** black +\$0  
**CL** cool grey neutral +\$0  
**G1** graphite (CP) +\$0  
**WN** warm grey neutral +\$0

## Step 8. Front Finish

## For high-pressure laminate with thermoplastic edge (H.)

125	natural maple (CP) <span>A</span>	+\$0
126	natural cherry (CP) <span>A</span>	+\$0
127	walnut (CP) <span>A</span>	+\$0
139	light ash (CP) <span>A</span>	+\$0
140	warm ash (CP) <span>A</span>	+\$0
76	light brown walnut	+\$0
8Q	folkstone grey (CP)	+\$0
91	white (CP)	+\$0
98	studio white (CP)	+\$0
CL	cool grey neutral	+\$0
HF	inner tone light	+\$0
HP	light anigre	+\$0
LBA	clear on ash (CP)	+\$0
LBB	oak on ash (CP)	+\$0
LBC	walnut on ash (CP)	+\$0
LBF	neutral twill	+\$0
LBJ	graphite twill	+\$0
LBQ	white twill	+\$0
LBR	phantom ecru <span>A</span>	+\$0
LBS	phantom cocoa <span>A</span>	+\$0
LBU	medium matte walnut (CP) <span>A</span>	+\$0
LBV	warm grey teak <span>A</span>	+\$0
LT	light tone	+\$0
LU	soft white	+\$0
WL	warm stone (CP) <span>A</span>	+\$0
WN	warm grey neutral	+\$0

## For thermally-fused laminate with thermoplastic edge (L.)

125	natural maple (CP)	+\$0
126	natural cherry (CP)	+\$0
127	walnut (CP)	+\$0
139	light ash (CP)	+\$0
140	warm ash (CP)	+\$0
76	light brown walnut	+\$0
8Q	folkstone grey (CP)	+\$0
91	white (CP)	+\$0
LBA	clear on ash (CP)	+\$0
LBR	phantom ecru	+\$0
LBS	phantom cocoa	+\$0
LBU	medium matte walnut (CP)	+\$0
LBV	warm grey teak	+\$0
LBB	oak on ash (CP)	+\$0
LBC	walnut on ash (CP)	+\$0
LBF	neutral twill	+\$0
LBJ	graphite twill	+\$0
LBQ	white twill	+\$0
LU	soft white	+\$0
WL	warm stone (CP)	+\$0

## Step 9. Lock

KA	keyed alike	+\$0
KC	keyed differently, chrome	+\$0
KD	keyed differently, black	+\$0

## Step 10. Pull Finish

## Metallic Paint

611	beige mist metallic (CP)	+\$0
613	silver (CP)	+\$0
SNA	satin aluminum	+\$10
SNB	satin bronze	+\$10
SNC	satin carbon	+\$10

## Sand Texture Paint

BK	black	+\$0
UBK	ultra black (CP)	+\$0

## Smooth Paint

8Q	folkstone grey (CP)	+\$0
91	white (CP)	+\$0
98	studio white (CP)	+\$0
G1	graphite (CP)	+\$0
WL	warm stone (CP)	+\$0



## Bar Pull Mobile Pedestal *continued*

Step 11. Drawer Interior		
<i>For box/box/file (BBF)</i>		
<b>NN</b>	none	+\$0
<b>2M</b>	drawer divider in box drawers, 2 file converters in file drawer	+\$25
<b>3M</b>	drawer divider in one box drawer, pencil tray in one box drawer, 2 file converters in file drawer	+\$25
<b>C51</b>	storage organizer including hanging file holder bin, utility tray and two containers <input type="checkbox"/> A	+\$120

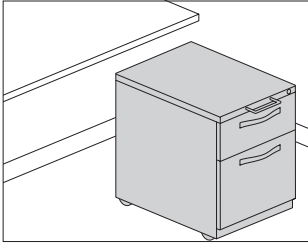
Step 12. Drawer Interior		
<i>For box/file (BF)</i>		
<b>NN</b>	none	+\$0
<b>4M</b>	drawer divider in box drawer, 2 file converters in file drawer	+\$20
<b>5M</b>	pencil tray in box drawer, 2 file converters in file drawer	+\$20
<b>C51</b>	storage organizer including hanging file holder bin, utility tray and two containers <input type="checkbox"/> A	+\$120

Step 13. Drawer Interior		
<i>For file/file (FF)</i>		
<b>NN</b>	none	+\$0
<b>1M</b>	2 file converters in each file drawer	+\$25
<b>C51</b>	storage organizer including hanging file holder bin, utility tray and two containers <input type="checkbox"/> A	+\$120

Step 14. Handle		
<b>HN</b>	no hand grip	+\$0
<b>H1</b>	hand grip only	+\$48

## Arc Pull Mobile Pedestal

LQ11D.  
LQ11H.  
LQ11L.



Tu® Metal Pedestals

### Product Information

#### Description

This mobile pedestal fits below a hanging or freestanding work surface. It has a painted, laminate, or veneer front, smooth-steel case, applied metal arc pulls, and black rubber casters. Pedestal can be specified with or without a hand grip. Counterweight is included.

Actual pedestal depth is 19<sup>3</sup>/<sub>8</sub>" or 23<sup>1</sup>/<sub>4</sub>".

Box drawers are available with <sup>3</sup>/<sub>4</sub>-extension or full-extension slides. File drawers have full-extension slides and hold letter-size front-to-back hanging files.

#### Notes

Pull design conforms to guidelines of Americans with Disabilities Act (ADA).

To add drawer divider, pencil tray, file converters and storage organizer to drawer interiors, specify option (1M), (2M), (3M), (4M), (5M) or (C51).

For full extension slides on box drawers, specify option (SB).

24"-deep pedestal will not fit below the following products:

- 24"-deep Ethospace® work surface with cable management trough
- Action Office® 60"-wide work surface

Accepts Tu® add-on cushion top (LG890.).

Grain direction is vertical for veneer-front pedestals.

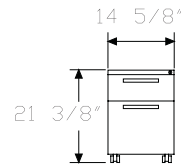
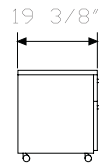
Order optional accessories separately:

- Drawer divider (LG903.)
- File compressor (LG908)
- File converter (LG907)
- File drawer organizer (LG901)
- Pedestal stationery divider (LG905)
- Utility tray (LG906)
- Storage organizer (LG910)

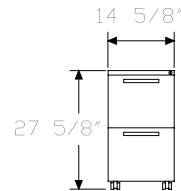
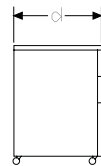
Storage organizer includes a hanging file holder, utility tray (pencil tray) and 2 containers. The storage organizer frame color matches the drawer interior; file holder and containers are 91 white; utility tray is black.

For keyed-alike locks, order lock plugs separately. See Keyed-Alike Information in Appendices.

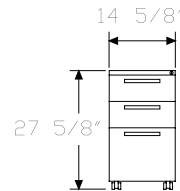
### Dimensions



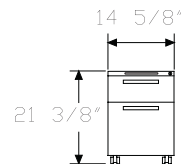
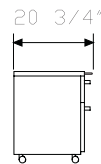
Box/File  
Without Hand Grip



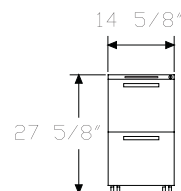
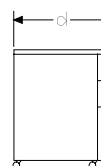
File/File  
Without Hand Grip



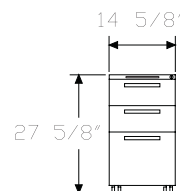
Box/Box/File  
Without Hand Grip



Box/File  
With Hand Grip



File/File  
With Hand Grip



Box/Box/File  
With Hand Grip

**Specification Information****Step 1.****LQ11****Step 2. Front Material**

- H.** high-pressure laminate with thermoplastic edge A
- L.** thermally-fused laminate with thermoplastic edge
- D.** painted metal front

**Step 3. Depth**

- 20** 20" deep
- 24** 24" deep

**Step 4. Configuration***For 20" deep (20)*

- BBF** box/box/file
- BF** box/file
- FF** file/file

*For 24" deep (24)*

- BBF** box/box/file
- FF** file/file

**Prices for Steps 1-4.**

	<b>BBF</b>	<b>BF</b>	<b>FF</b>
<b>LQ11H. 20</b>	\$1492	1287	1412
<b>24</b>	\$1580	—	1482
<b>LQ11L. 20</b>	\$1193	1029	1130
<b>24</b>	\$1264	—	1185
<b>LQ11D. 20</b>	\$1037	895	982
<b>24</b>	\$1099	—	1032

**Step 5. Slides***For box/box/file (BBF)*

- SR** ¾-extension roller slides on box drawer, full-extension ball bearing on file drawer +\$0
- SB** full-extension ball-bearing +\$50

*For box/file (BF)*

- SR** ¾-extension roller slides on box drawer, full-extension ball bearing on file drawer +\$0
- SB** full-extension ball-bearing +\$25

*For file/file (FF)*

- SB** full-extension ball-bearing +\$0

**Step 6. Paint/Steel Type**

- SS** smooth paint on smooth steel +\$0
- XS** textured paint on smooth steel +\$0

**Step 7. Surface Finish***For smooth paint on smooth steel (SS)*

- 611** beige mist metallic (CP) +\$0
- 613** silver (CP) +\$0
- UBK** ultra black (CP) +\$0
- 8Q** folkstone grey (CP) +\$0
- 98** studio white (CP) +\$0
- EH** metallic bronze +\$0
- HF** inner tone light +\$0
- LT** light tone +\$0
- LU** soft white +\$0
- MT** medium tone +\$0
- SG** slate grey +\$0
- WL** warm stone (CP) +\$0

*For smooth paint on smooth steel (SS)*

- SNA** satin aluminum +\$60
- SNB** satin bronze +\$60
- SNC** satin carbon +\$60

**Sand Texture Paint***For textured paint on smooth steel (XS)*

- UBK** ultra black (CP) +\$0
- 91** white (CP) +\$0
- 98** studio white (CP) +\$0
- BK** black +\$0
- CL** cool grey neutral +\$0
- G1** graphite (CP) +\$0
- WN** warm grey neutral +\$0

## Step 8. Front Finish

*For thermally-fused laminate with thermoplastic edge (L.)*

125	natural maple (CP)	+\$0
126	natural cherry (CP)	+\$0
127	walnut (CP)	+\$0
139	light ash (CP)	+\$0
140	warm ash (CP)	+\$0
76	light brown walnut	+\$0
8Q	folkstone grey (CP)	+\$0
91	white (CP)	+\$0
98	studio white (CP)	+\$0
CL	cool grey neutral	+\$0
HP	light anigre	+\$0
LBA	clear on ash (CP)	+\$0
LBR	phantom ecru	+\$0
LBS	phantom cocoa	+\$0
LBU	medium matte walnut (CP)	+\$0
LBV	warm grey teak	+\$0
LBB	oak on ash (CP)	+\$0
LBC	walnut on ash (CP)	+\$0
LBF	neutral twill	+\$0
LBJ	graphite twill	+\$0
LBQ	white twill	+\$0
LU	soft white	+\$0
WL	warm stone (CP)	+\$0
WN	warm grey neutral	+\$0
X1	chalk white	+\$0

*For high-pressure laminate with thermoplastic edge (H.)*

125	natural maple (CP) <span style="border: 1px solid black; padding: 0 2px;">A</span>	+\$0
126	natural cherry (CP) <span style="border: 1px solid black; padding: 0 2px;">A</span>	+\$0
127	walnut (CP) <span style="border: 1px solid black; padding: 0 2px;">A</span>	+\$0
139	light ash (CP) <span style="border: 1px solid black; padding: 0 2px;">A</span>	+\$0
140	warm ash (CP) <span style="border: 1px solid black; padding: 0 2px;">A</span>	+\$0
76	light brown walnut	+\$0
8Q	folkstone grey (CP)	+\$0
91	white (CP)	+\$0
98	studio white (CP)	+\$0
CL	cool grey neutral	+\$0
HF	inner tone light	+\$0
HP	light anigre	+\$0
LBA	clear on ash (CP)	+\$0
LBB	oak on ash (CP)	+\$0
LBC	walnut on ash (CP)	+\$0
LBF	neutral twill	+\$0
LBJ	graphite twill	+\$0
LBQ	white twill	+\$0
LBR	phantom ecru <span style="border: 1px solid black; padding: 0 2px;">A</span>	+\$0
LBS	phantom cocoa <span style="border: 1px solid black; padding: 0 2px;">A</span>	+\$0
LBU	medium matte walnut (CP) <span style="border: 1px solid black; padding: 0 2px;">A</span>	+\$0
LBV	warm grey teak <span style="border: 1px solid black; padding: 0 2px;">A</span>	+\$0
LT	light tone	+\$0
LU	soft white	+\$0
WL	warm stone (CP)	+\$0
WN	warm grey neutral	+\$0

## Step 9. Lock

KA	keyed alike	+\$0
KC	keyed differently, chrome	+\$0
KD	keyed differently, black	+\$0

## Step 10. Pull Finish

NH	brushed nickel	+\$0
NK	black nickel	+\$0

## Step 11. Drawer Interior

*For box/box/file (BBF)*

<b>NN</b>	none	+\$0
<b>2M</b>	drawer divider in box drawers, 2 file converters in file drawer	+\$25
<b>3M</b>	drawer divider in one box drawer, pencil tray in one box drawer, 2 file converters in file drawer	+\$25
<b>C51</b>	storage organizer including hanging file holder bin, utility tray and two containers <input type="checkbox"/> A	+\$120

*For box/file (BF)*

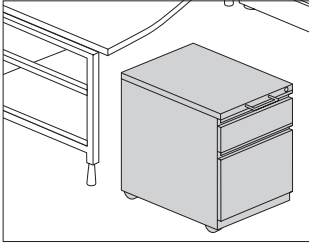
<b>NN</b>	none	+\$0
<b>4M</b>	drawer divider in box drawer, 2 file converters in file drawer	+\$20
<b>5M</b>	pencil tray in box drawer, 2 file converters in file drawer	+\$20
<b>C51</b>	storage organizer including hanging file holder bin, utility tray and two containers <input type="checkbox"/> A	+\$120

*For file/file (FF)*

<b>NN</b>	none	+\$0
<b>1M</b>	2 file converters in each file drawer	+\$25
<b>C51</b>	storage organizer including hanging file holder bin, utility tray and two containers <input type="checkbox"/> A	+\$120

## Step 12. Handle

<b>HN</b>	no hand grip	+\$0
<b>H1</b>	hand grip only	+\$48



### Product Information

#### Description

This mobile pedestal fits below a hanging or freestanding work surface. It has a smooth-steel case, full-width pulls, and black amber casters. Pedestal can be specified with or without a hand grip. Counterweight is included.

Actual pedestal depth is 19 $\frac{3}{8}$ " or 23 $\frac{1}{4}$ ".

Drawers are available with full-extension or  $\frac{3}{4}$ -extension slides. A drawer divider, utility tray or storage organizer is optional for box drawers. File drawers hold letter-size front-to-back hanging files. File converters are optional for letter-, legal-, and A4-size side-to-side hanging files.

#### Notes

24"-deep pedestal will not fit below the following products:

- 24"-deep Ethospace® work surface with cable management trough
- Action Office® 60"-wide work surface

Accepts Tu® add-on cushion top (LG890.).

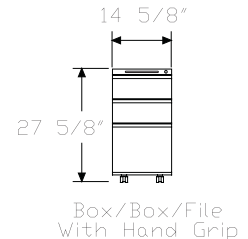
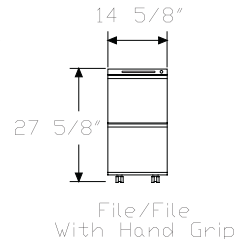
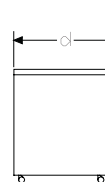
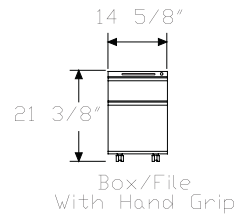
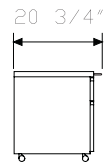
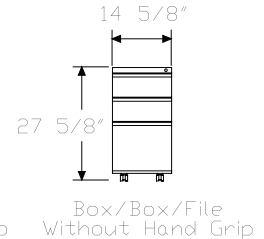
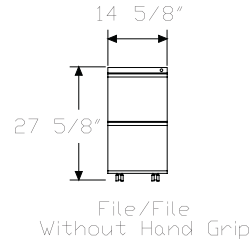
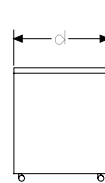
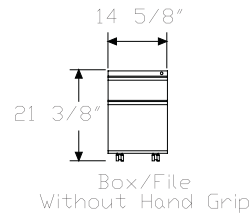
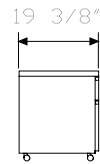
Order optional accessories separately:

- Drawer divider (LG903.)
- File compressor (LG908)
- File converter (LG907)
- File drawer organizer (LG901)
- Pedestal stationery divider (LG905)
- Utility tray (LG906)
- Storage organizer (LG910)

Storage organizer includes a hanging file holder, utility tray (pencil tray) and 2 containers. The storage organizer frame color matches the drawer interior; file holder and containers are 91 white; utility tray is black.

For keyed-alike locks, order lock plugs separately. See Keyed-Alike Information in Appendices.

### Dimensions



Specification Information				
Step 1.				
LW110.				
Step 2. Depth				
20	20" deep			
24	24" deep			
Step 3. Configuration				
For 20" deep (20)				
BBF	box/box/file			
BF	box/file			
FF	file/file			
For 24" deep (24)				
BBF	box/box/file			
FF	file/file			
Prices for Steps 1-3.				
		BBF	BF	FF
LW110. 20		\$886	747	806
24		\$892	—	818
Step 4. Slides				
For box/box/file (BBF)				
SR	¾-extension roller slides on box drawer, full-extension ball bearing on file drawer			+\$0
SB	full-extension ball-bearing			+\$50
For box/file (BF)				
SR	¾-extension roller slides on box drawer, full-extension ball bearing on file drawer			+\$0
SB	full-extension ball-bearing			+\$25
For file/file (FF)				
SB	full-extension ball-bearing			+\$0
Step 5. Paint/Steel Type				
SS	smooth paint on smooth steel			+\$0
XS	textured paint on smooth steel			+\$0

## Step 6. Surface Finish

*For smooth paint on smooth steel (SS)*

<b>SNA</b>	satin aluminum	+\$60
<b>SNB</b>	satin bronze	+\$60
<b>SNC</b>	satin carbon	+\$60

*For smooth paint on smooth steel (SS)*

<b>611</b>	beige mist metallic (CP)	+\$0
<b>613</b>	silver (CP)	+\$0
<b>UBK</b>	ultra black (CP)	+\$0
<b>8Q</b>	folkstone grey (CP)	+\$0
<b>98</b>	studio white (CP)	+\$0
<b>EH</b>	metallic bronze	+\$0
<b>HF</b>	inner tone light	+\$0
<b>LT</b>	light tone	+\$0
<b>LU</b>	soft white	+\$0
<b>MT</b>	medium tone	+\$0
<b>SG</b>	slate grey	+\$0
<b>WL</b>	warm stone (CP)	+\$0

## Sand Texture Paint

*For textured paint on smooth steel (XS)*

<b>UBK</b>	ultra black (CP)	+\$0
<b>91</b>	white (CP)	+\$0
<b>98</b>	studio white (CP)	+\$0
<b>BK</b>	black	+\$0
<b>CL</b>	cool grey neutral	+\$0
<b>G1</b>	graphite (CP)	+\$0
<b>WN</b>	warm grey neutral	+\$0

## Step 7. Lock

<b>KA</b>	keyed alike	+\$0
<b>KC</b>	keyed differently, chrome	+\$0
<b>KD</b>	keyed differently, black	+\$0

## Step 8. Drawer Interior

*For box/box/file (BBF)*

<b>NN</b>	none	+\$0
<b>2M</b>	drawer divider in box drawers, 2 file converters in file drawer	+\$25
<b>3M</b>	drawer divider in one box drawer, pencil tray in one box drawer, 2 file converters in file drawer	+\$25
<b>C51</b>	storage organizer including hanging file holder bin, utility tray and two containers <span style="border: 1px solid black; padding: 0 2px;">A</span>	+\$120

Tt® Metal Pedestals

For box/file (BF)		
NN	none	+\$0
4M	drawer divider in box drawer, 2 file converters in file drawer	+\$20
5M	pencil tray in box drawer, 2 file converters in file drawer	+\$20
C51	storage organizer including hanging file holder bin, utility tray and two containers <span>A</span>	+\$120

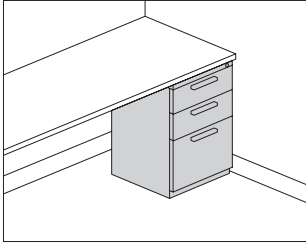
For file/file (FF)		
NN	none	+\$0
1M	2 file converters in each file drawer	+\$25
C51	storage organizer including hanging file holder bin, utility tray and two containers <span>A</span>	+\$120

Step 9. Handle		
HN	no hand grip	+\$0
H1	hand grip only	+\$48



## Bar Pull Surface-Attached Pedestal

LK14D.  
LK14H.  
LK14L.



### Product Information

#### Description

This pedestal attaches under a work surface on the left or right side to provide support and eliminates the need for a cantilever. It has a painted, laminate, or veneer front, smooth-steel case, applied metal bar pulls, and 1" leveling glides. Attachment hardware is included.

Actual pedestal height is 27 1/4". Height with squared-edge laminate or veneer work surface is 28 1/2". Height with squared- or eased-edge Formcoat® work surface is 28 3/4". Actual pedestal depth is 19 3/8", 22 7/8", or 28 7/8". Pedestal does not work with thin-edge work surfaces.

For freestanding applications, the 24"-deep pedestal depth matches a 24"-deep Canvas or Ethospace® work surface. The 30"-deep pedestal depth matches a 30"-deep Canvas or Ethospace work surface.

Box drawers are available with full-extension or 3/4-extension slides. File drawers have full-extension slides. A drawer divider, utility tray or storage organizer is optional for box drawers. File drawers hold letter-size front-to-back hanging files. File converters are optional for letter-, legal-, and A4-size side-to-side hanging files.

#### Notes

Base on 27 1/4"-high (raised height) unit (2F) aligns with base on Tu® storage towers.

For full extension slides on box drawers, specify option (SB).

Grain direction is vertical for veneer-front pedestals.

To add file converters, drawer divider, pencil tray, or storage organizer to drawer interiors, specify drawer interior option (1M), (2M), (3M) or (C51).

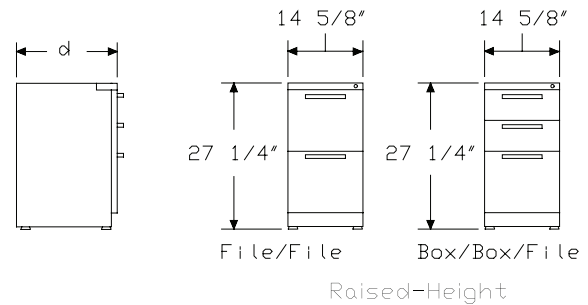
Order optional accessories separately:

- Drawer divider (LG903.)
- File compressor (LG908)
- File converter (LG907)
- File drawer organizer (LG901)
- Pedestal stationery divider (LG905)
- Utility tray (LG906)
- Storage organizer (LG910)

Storage organizer includes a hanging file holder, utility tray (pencil tray) and 2 containers. Storage organizer frame color matches drawer interior; file holder and containers are 91 white; utility tray is black.

For keyed-alike locks, order lock plugs separately. See Keyed-Alike Information in Appendices.

### Dimensions



# Bar Pull Surface-Attached Pedestal

continued

Specification Information			
Step 1.			
LK14			
Step 2. Front Material			
H.	high-pressure laminate with thermoplastic edge <input type="checkbox"/> A		
L.	thermally-fused laminate with thermoplastic edge		
D.	painted metal front		
Step 3. Depth			
20	20" deep		
24	24" deep		
28	28" deep		
Step 4. Configuration			
BBF	box/box/file		
FF	file/file		
Prices for Steps 1-4.			
		BBF	FF
LK14H. 20		\$1245	1276
24		\$1316	1352
28		\$1455	1491
LK14L. 20		\$997	1023
24		\$1055	1082
28		\$1165	1193
LK14D. 20		\$867	891
24		\$917	942
28		\$1011	1037
Step 5. Slides			
For box/box/file (BBF)			
SR	¾-extension roller slides on box drawer, full-extension ball bearing on file drawer		+\$0
SB	full-extension ball-bearing		+\$50
For file/file (FF)			
SB	full-extension ball-bearing		+\$0
Step 6. Paint/Steel Type			
SS	smooth paint on smooth steel		+\$0
XS	textured paint on smooth steel		+\$0

Step 7. Surface Finish		
For smooth paint on smooth steel (SS)		
<b>SNA</b>	satin aluminum	+\$60
<b>SNB</b>	satin bronze	+\$60
<b>SNC</b>	satin carbon	+\$60
For smooth paint on smooth steel (SS)		
<b>611</b>	beige mist metallic (CP)	+\$0
<b>613</b>	silver (CP)	+\$0
<b>UBK</b>	ultra black (CP)	+\$0
<b>8Q</b>	folkstone grey (CP)	+\$0
<b>98</b>	studio white (CP)	+\$0
<b>EH</b>	metallic bronze	+\$0
<b>HF</b>	inner tone light	+\$0
<b>LT</b>	light tone	+\$0
<b>LU</b>	soft white	+\$0
<b>MT</b>	medium tone	+\$0
<b>SG</b>	slate grey	+\$0
<b>WL</b>	warm stone (CP)	+\$0
Sand Texture Paint		
For textured paint on smooth steel (XS)		
<b>UBK</b>	ultra black (CP)	+\$0
<b>91</b>	white (CP)	+\$0
<b>98</b>	studio white (CP)	+\$0
<b>BK</b>	black	+\$0
<b>CL</b>	cool grey neutral	+\$0
<b>G1</b>	graphite (CP)	+\$0
<b>WN</b>	warm grey neutral	+\$0

# Bar Pull Surface-Attached Pedestal

continued

## Step 8. Front Finish

### For thermally-fused laminate with thermoplastic edge (L.)

<b>125</b>	natural maple (CP)	+\$0
<b>126</b>	natural cherry (CP)	+\$0
<b>127</b>	walnut (CP)	+\$0
<b>139</b>	light ash (CP)	+\$0
<b>140</b>	warm ash (CP)	+\$0
<b>76</b>	light brown walnut	+\$0
<b>8Q</b>	folkstone grey (CP)	+\$0
<b>91</b>	white (CP)	+\$0
<b>98</b>	studio white (CP)	+\$0
<b>CL</b>	cool grey neutral	+\$0
<b>HP</b>	light anigre	+\$0
<b>LBA</b>	clear on ash (CP)	+\$0
<b>LBR</b>	phantom ecru	+\$0
<b>LBS</b>	phantom cocoa	+\$0
<b>LBU</b>	medium matte walnut (CP)	+\$0
<b>LBV</b>	warm grey teak	+\$0
<b>LBB</b>	oak on ash (CP)	+\$0
<b>LBC</b>	walnut on ash (CP)	+\$0
<b>LBF</b>	neutral twill	+\$0
<b>LBJ</b>	graphite twill	+\$0
<b>LBQ</b>	white twill	+\$0
<b>LU</b>	soft white	+\$0
<b>WL</b>	warm stone (CP)	+\$0
<b>WN</b>	warm grey neutral	+\$0
<b>X1</b>	chalk white	+\$0

### For high-pressure laminate with thermoplastic edge (H.)

<b>125</b>	natural maple (CP) <input type="checkbox"/>	+\$0
<b>126</b>	natural cherry (CP) <input type="checkbox"/>	+\$0
<b>127</b>	walnut (CP) <input type="checkbox"/>	+\$0
<b>139</b>	light ash (CP) <input type="checkbox"/>	+\$0
<b>140</b>	warm ash (CP) <input type="checkbox"/>	+\$0
<b>76</b>	light brown walnut	+\$0
<b>8Q</b>	folkstone grey (CP)	+\$0
<b>91</b>	white (CP)	+\$0
<b>98</b>	studio white (CP)	+\$0
<b>CL</b>	cool grey neutral	+\$0
<b>HF</b>	inner tone light	+\$0
<b>HP</b>	light anigre	+\$0
<b>LBA</b>	clear on ash (CP)	+\$0
<b>LBB</b>	oak on ash (CP)	+\$0
<b>LBC</b>	walnut on ash (CP)	+\$0
<b>LBF</b>	neutral twill	+\$0
<b>LBJ</b>	graphite twill	+\$0
<b>LBQ</b>	white twill	+\$0
<b>LBR</b>	phantom ecru <input type="checkbox"/>	+\$0
<b>LBS</b>	phantom cocoa <input type="checkbox"/>	+\$0
<b>LBU</b>	medium matte walnut (CP) <input type="checkbox"/>	+\$0
<b>LBV</b>	warm grey teak <input type="checkbox"/>	+\$0
<b>LT</b>	light tone	+\$0
<b>LU</b>	soft white	+\$0
<b>WL</b>	warm stone (CP)	+\$0
<b>WN</b>	warm grey neutral	+\$0

## Step 9. Lock

<b>KA</b>	keyed alike	+\$0
<b>KC</b>	keyed differently, chrome	+\$0
<b>KD</b>	keyed differently, black	+\$0

## Step 10. Pull Finish

### Metallic Paint

<b>611</b>	beige mist metallic (CP)	+\$0
<b>613</b>	silver (CP)	+\$0
<b>SNA</b>	satin aluminum	+\$10
<b>SNB</b>	satin bronze	+\$10
<b>SNC</b>	satin carbon	+\$10

### Sand Texture Paint

<b>BK</b>	black	+\$0
<b>UBK</b>	ultra black (CP)	+\$0

## Bar Pull Surface-Attached Pedestal

*continued*

**Tu® Metal Pedestals**

Smooth Paint		
<b>8Q</b>	folkstone grey (CP)	+\$0
<b>91</b>	white (CP)	+\$0
<b>98</b>	studio white (CP)	+\$0
<b>G1</b>	graphite (CP)	+\$0
<b>WL</b>	warm stone (CP)	+\$0
<b>XX</b>	no pull	+\$0

Step 11. Base Height		
<b>2F</b>	27¼" high (raised height)	+\$0

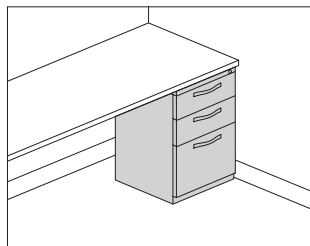
Step 12. Drawer Interior		
--------------------------	--	--

<i>For box/box/file (BBF)</i>		
<b>NN</b>	none	+\$0
<b>2M</b>	drawer divider in box drawers, 2 file converters in file drawer	+\$25
<b>3M</b>	drawer divider in one box drawer, pencil tray in one box drawer, 2 file converters in file drawer	+\$25
<b>C51</b>	storage organizer including hanging file holder bin, utility tray and two containers <input type="checkbox"/> A	+\$120

<i>For file/file (FF)</i>		
<b>NN</b>	none	+\$0
<b>1M</b>	2 file converters in each file drawer	+\$25
<b>C51</b>	storage organizer including hanging file holder bin, utility tray and two containers <input type="checkbox"/> A	+\$120

## Arc Pull Surface-Attached Pedestal

LQ14D.  
LQ14H.  
LQ14L.



### Product Information

#### Description

This pedestal attaches under a work surface on the left or right side to provide support and eliminates the need for a cantilever. It has a painted, laminate, or veneer front, smooth-steel case, applied metal arc pulls, and 1" leveling glides. Attachment hardware is included.

Actual pedestal height is 27 1/4". Height with squared-edge laminate or veneer work surface is 28 1/2". Height with squared- or eased-edge Formcoat® work surface is 28 3/4". Actual pedestal depth is 19 3/8", 22 7/8", or 28 7/8". Pedestal does not work with thin-edge work surfaces.

For freestanding applications, the 24"-deep pedestal depth matches a 24"-deep Canvas or Ethospace® work surface. The 30"-deep pedestal depth matches a 30"-deep Canvas or Ethospace work surface.

Box drawers are available with full-extension or 3/4-extension slides. File drawers have full-extension slides. A drawer divider, utility tray or storage organizer is optional for box drawers. File drawers hold letter-size front-to-back hanging files. File converters are optional for letter-, legal-, and A4-size side-to-side hanging files.

#### Notes

Pull design conforms to guidelines of Americans with Disabilities Act (ADA). Base on 27 1/4"-high (raised height) unit (2F) aligns with base on Tu® storage towers.

For full extension slides on box drawers, specify option (SB).

Grain direction is vertical for veneer-front pedestals.

To add file converters, drawer divider, pencil tray, or storage organizer to drawer interiors, specify drawer interior option (1M), (2M), (3M) or (C51).

Order optional accessories separately:

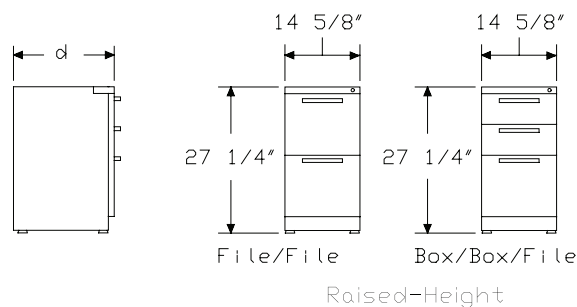
- Drawer divider (LG903.)
- File compressor (LG908)
- File converter (LG907)
- File drawer organizer (LG901)
- Pedestal stationery divider (LG905)
- Utility tray (LG906)
- Storage organizer (LG910)

Storage organizer includes a hanging file holder, utility tray (pencil tray) and 2 containers. The storage organizer frame color matches the drawer interior; file holder and containers are 91 white; utility tray is black.

For keyed-alike locks, order lock plugs separately. See Keyed-Alike

Information in Appendices.

### Dimensions



# Arc Pull Surface-Attached Pedestal

continued

Specification Information			
Step 1.			
LQ14			
Step 2. Front Material			
H.	high-pressure laminate with thermoplastic edge <input type="checkbox"/> A		
L.	thermally-fused laminate with thermoplastic edge		
D.	painted metal front		
Step 3. Depth			
20	20" deep		
24	24" deep		
28	28" deep		
Step 4. Configuration			
BBF	box/box/file		
FF	file/file		
Prices for Steps 1-4.			
		BBF	FF
LQ14H. 20		\$1245	1276
24		\$1316	1352
28		\$1455	1491
LQ14L. 20		\$997	1023
24		\$1055	1082
28		\$1165	1193
LQ14D. 20		\$867	891
24		\$917	942
28		\$1011	1037
Step 5. Slides			
For box/box/file (BBF)			
SR	¾-extension roller slides on box drawer, full-extension ball bearing on file drawer		+\$0
SB	full-extension ball-bearing		+\$50
For file/file (FF)			
SB	full-extension ball-bearing		+\$0
Step 6. Paint/Steel Type			
SS	smooth paint on smooth steel		+\$0
XS	textured paint on smooth steel		+\$0

Step 7. Surface Finish		
For smooth paint on smooth steel (SS)		
<b>SNA</b>	satin aluminum	+\$60
<b>SNB</b>	satin bronze	+\$60
<b>SNC</b>	satin carbon	+\$60
For smooth paint on smooth steel (SS)		
<b>611</b>	beige mist metallic (CP)	+\$0
<b>613</b>	silver (CP)	+\$0
<b>UBK</b>	ultra black (CP)	+\$0
<b>8Q</b>	folkstone grey (CP)	+\$0
<b>98</b>	studio white (CP)	+\$0
<b>EH</b>	metallic bronze	+\$0
<b>HF</b>	inner tone light	+\$0
<b>LT</b>	light tone	+\$0
<b>LU</b>	soft white	+\$0
<b>MT</b>	medium tone	+\$0
<b>SG</b>	slate grey	+\$0
<b>WL</b>	warm stone (CP)	+\$0
Sand Texture Paint		
For textured paint on smooth steel (XS)		
<b>UBK</b>	ultra black (CP)	+\$0
<b>91</b>	white (CP)	+\$0
<b>98</b>	studio white (CP)	+\$0
<b>BK</b>	black	+\$0
<b>CL</b>	cool grey neutral	+\$0
<b>G1</b>	graphite (CP)	+\$0
<b>WN</b>	warm grey neutral	+\$0

# Arc Pull Surface-Attached Pedestal

continued

## Step 8. Front Finish

### For thermally-fused laminate with thermoplastic edge (L.)

<b>125</b>	natural maple (CP)	+\$0
<b>126</b>	natural cherry (CP)	+\$0
<b>127</b>	walnut (CP)	+\$0
<b>139</b>	light ash (CP)	+\$0
<b>140</b>	warm ash (CP)	+\$0
<b>76</b>	light brown walnut	+\$0
<b>8Q</b>	folkstone grey (CP)	+\$0
<b>91</b>	white (CP)	+\$0
<b>98</b>	studio white (CP)	+\$0
<b>CL</b>	cool grey neutral	+\$0
<b>HP</b>	light anigre	+\$0
<b>LBA</b>	clear on ash (CP)	+\$0
<b>LBR</b>	phantom ecru	+\$0
<b>LBS</b>	phantom cocoa	+\$0
<b>LBU</b>	medium matte walnut (CP)	+\$0
<b>LBV</b>	warm grey teak	+\$0
<b>LBB</b>	oak on ash (CP)	+\$0
<b>LBC</b>	walnut on ash (CP)	+\$0
<b>LBF</b>	neutral twill	+\$0
<b>LBJ</b>	graphite twill	+\$0
<b>LBQ</b>	white twill	+\$0
<b>LU</b>	soft white	+\$0
<b>WL</b>	warm stone (CP)	+\$0
<b>WN</b>	warm grey neutral	+\$0
<b>X1</b>	chalk white	+\$0

### For high-pressure laminate with thermoplastic edge (H.)

<b>125</b>	natural maple (CP) <input type="checkbox"/>	+\$0
<b>126</b>	natural cherry (CP) <input type="checkbox"/>	+\$0
<b>127</b>	walnut (CP) <input type="checkbox"/>	+\$0
<b>139</b>	light ash (CP) <input type="checkbox"/>	+\$0
<b>140</b>	warm ash (CP) <input type="checkbox"/>	+\$0
<b>76</b>	light brown walnut	+\$0
<b>8Q</b>	folkstone grey (CP)	+\$0
<b>91</b>	white (CP)	+\$0
<b>98</b>	studio white (CP)	+\$0
<b>CL</b>	cool grey neutral	+\$0
<b>HF</b>	inner tone light	+\$0
<b>HP</b>	light anigre	+\$0
<b>LBA</b>	clear on ash (CP)	+\$0
<b>LBB</b>	oak on ash (CP)	+\$0
<b>LBC</b>	walnut on ash (CP)	+\$0
<b>LBF</b>	neutral twill	+\$0
<b>LBJ</b>	graphite twill	+\$0
<b>LBQ</b>	white twill	+\$0
<b>LBR</b>	phantom ecru <input type="checkbox"/>	+\$0
<b>LBS</b>	phantom cocoa <input type="checkbox"/>	+\$0
<b>LBU</b>	medium matte walnut (CP) <input type="checkbox"/>	+\$0
<b>LBV</b>	warm grey teak <input type="checkbox"/>	+\$0
<b>LT</b>	light tone	+\$0
<b>LU</b>	soft white	+\$0
<b>WL</b>	warm stone (CP)	+\$0
<b>WN</b>	warm grey neutral	+\$0

## Step 9. Lock

<b>KA</b>	keyed alike	+\$0
<b>KC</b>	keyed differently, chrome	+\$0
<b>KD</b>	keyed differently, black	+\$0

## Step 10. Pull Finish

<b>NH</b>	brushed nickel	+\$0
<b>NK</b>	black nickel	+\$0

## Step 11. Base Height

<b>2F</b>	27 1/4" high (raised height)	+\$0
-----------	------------------------------	------

Arc Pull Surface-Attached Pedestal

continued

Tu® Metal Pedestals

Step 12. Drawer Interior

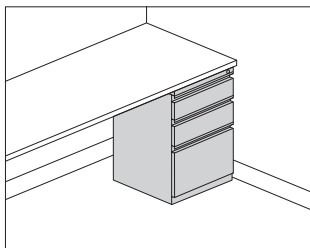
For box/box/file (BBF)

NN	none	+\$0
2M	drawer divider in box drawers, 2 file converters in file drawer	+\$25
3M	drawer divider in one box drawer, pencil tray in one box drawer, 2 file converters in file drawer	+\$25
C51	storage organizer including hanging file holder bin, utility tray and two containers <input type="checkbox"/> A	+\$120

For file/file (FF)

NN	none	+\$0
1M	2 file converters in each file drawer	+\$25
C51	storage organizer including hanging file holder bin, utility tray and two containers <input type="checkbox"/> A	+\$120





### Product Information

#### Description

This pedestal attaches under a work surface on the left or right side to provide support and eliminates the need for a cantilever. It has a painted metal front, smooth-steel case, full-width recessed pulls, and 1" leveling glides. Attachment hardware is included.

Actual pedestal height is 27 1/4". Height with squared-edge laminate or veneer work surface is 28 1/2". Height with squared- or eased-edge Formcoat® work surface is 28 3/4". Actual pedestal depth is 19 3/8", 22 7/8", or 28 7/8". Pedestal does not work with thin-edge work surfaces.

For freestanding applications, the 24"-deep pedestal depth matches a 24"-deep Canvas or Ethospace® work surface. The 30"-deep pedestal depth matches a 30"-deep Canvas or Ethospace work surface.

Box drawers are available with full-extension or 3/4-extension slides. File drawers have full-extension slides. A drawer divider, utility tray or storage organizer is optional for box drawers. File drawers hold letter-size front-to-back hanging files. File converters are optional for letter-, legal-, and A4-size side-to-side hanging files.

#### Notes

Base on 27 1/4"-high (raised height) unit (2F) aligns with base on Tu® storage towers.

For full extension slides on box drawers, specify option (SB).

To add file converters, drawer divider, pencil tray, or storage organizer to drawer interiors, specify drawer interior option (1M), (2M), (3M) or (C51).

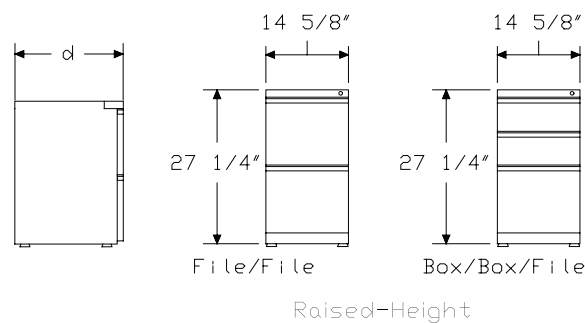
Order optional accessories separately:

- Drawer divider (LG903.)
- File compressor (LG908)
- File converter (LG907)
- File drawer organizer (LG901)
- Pedestal stationery divider (LG905)
- Utility tray (LG906)
- Storage organizer (LG910)

Storage organizer includes a hanging file holder, utility tray (pencil tray) and 2 containers. The storage organizer frame color matches the drawer interior; file holder and containers are 91 white; utility tray is black.

For keyed-alike locks, order lock plugs separately. See Keyed-Alike Information in Appendices.

### Dimensions



# W-Pull Surface-Attached Pedestal

continued

Tu® Metal Pedestals

Specification Information			
Step 1.			
LW140.			
Step 2. Depth			
20	20" deep		
24	24" deep		
28	28" deep		
Step 3. Configuration			
BBF	box/box/file		
FF	file/file		
Prices for Steps 1-3.			
		BBF	FF
LW140. 20		\$764	699
24		\$786	718
28		\$916	842
Step 4. Slides			
For 20" deep (20) with box/box/file (BBF)			
SR	¾-extension roller slides on box drawer, full-extension ball bearing on file drawer		+\$0
SB	full-extension ball-bearing		+\$50
For 24" deep (24) or 28" deep (28) with box/box/file (BBF)			
SR	¾-extension roller slides on box drawer, full-extension ball bearing on file drawer		+\$0
SB	full-extension ball-bearing		+\$50
For 20" deep (20) with file/file (FF)			
SB	full-extension ball-bearing		+\$0
For 24" deep (24) or 28" deep (28) with file/file (FF)			
SB	full-extension ball-bearing		+\$0
Step 5. Paint/Steel Type			
SS	smooth paint on smooth steel		+\$0
XS	textured paint on smooth steel		+\$0

Step 6. Surface Finish		
<i>For smooth paint on smooth steel (SS)</i>		
<b>SNA</b>	satin aluminum	+\$60
<b>SNB</b>	satin bronze	+\$60
<b>SNC</b>	satin carbon	+\$60
<b>SNL</b>	satin steel	+\$92
<i>For smooth paint on smooth steel (SS)</i>		
<b>611</b>	beige mist metallic (CP)	+\$0
<b>613</b>	silver (CP)	+\$0
<b>UBK</b>	ultra black (CP)	+\$0
<b>8Q</b>	folkstone grey (CP)	+\$0
<b>98</b>	studio white (CP)	+\$0
<b>EH</b>	metallic bronze	+\$0
<b>HF</b>	inner tone light	+\$0
<b>LT</b>	light tone	+\$0
<b>LU</b>	soft white	+\$0
<b>MT</b>	medium tone	+\$0
<b>SG</b>	slate grey	+\$0
<b>WL</b>	warm stone (CP)	+\$0
Sand Texture Paint		
<i>For textured paint on smooth steel (XS)</i>		
<b>UBK</b>	ultra black (CP)	+\$0
<b>91</b>	white (CP)	+\$0
<b>98</b>	studio white (CP)	+\$0
<b>BK</b>	black	+\$0
<b>CL</b>	cool grey neutral	+\$0
<b>G1</b>	graphite (CP)	+\$0
<b>WN</b>	warm grey neutral	+\$0
Step 7. Lock		
<b>KA</b>	keyed alike	+\$0
<b>KD</b>	keyed differently, black	+\$0
<b>KC</b>	keyed differently, chrome	+\$0
Step 8. Base Height		
<b>2F</b>	27¼" high (raised height)	+\$0

# W-Pull Surface-Attached Pedestal

continued

## Step 9. Drawer Interior

### For 20" deep (20) or 24" deep (24) with box/box/file (BBF)

<b>NN</b>	none	+\$0
<b>2M</b>	drawer divider in box drawers, 2 file converters in file drawer	+\$25
<b>3M</b>	drawer divider in one box drawer, pencil tray in one box drawer, 2 file converters in file drawer	+\$25
<b>C51</b>	storage organizer including hanging file holder bin, utility tray and two containers <input type="checkbox"/>	+\$120

### For 28" deep (28) with box/box/file (BBF)

<b>NN</b>	none	+\$0
<b>2M</b>	drawer divider in box drawers, 2 file converters in file drawer	+\$25
<b>3M</b>	drawer divider in one box drawer, pencil tray in one box drawer, 2 file converters in file drawer	+\$25

### For 20" deep (20) or 24" deep (24) with file/file (FF)

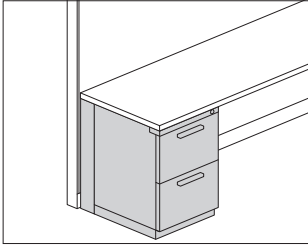
<b>NN</b>	none	+\$0
<b>1M</b>	2 file converters in each file drawer	+\$25
<b>C51</b>	storage organizer including hanging file holder bin, utility tray and two containers <input type="checkbox"/>	+\$120

### For 28" deep (28) with file/file (FF)

<b>NN</b>	none	+\$0
<b>1M</b>	2 file converters in each file drawer	+\$25

## Bar Pull Support Pedestal

LK15D.  
LK15H.  
LK15L.



Tu® Metal Pedestals

### Product Information

#### Description

This pedestal attaches to both a work surface and a panel or frame at the end of a run or mid-run to provide support. It eliminates the need for a return panel/frame and connector or a work surface support panel. It has a painted, laminate, or veneer front, smooth-steel case, applied metal bar pulls, and 1 $\frac{3}{4}$ " leveling glides. The pedestal attaches under a work surface on the left or right side. Attachment hardware and support bracket are included.

The actual pedestal depth is 19 $\frac{3}{8}$ ", 23 $\frac{1}{4}$ ", or 27 $\frac{3}{4}$ ". A 20"-deep pedestal supports a 24"-deep work surface. A 24"-deep pedestal supports a 30"-deep Ethospace® work surface with a cable management trough. A 28"-deep pedestal supports a 30"-deep work surface.

Box drawers are available with full-extension or  $\frac{3}{4}$ -extension slides. File drawers have full-extension slides and hold letter-size front-to-back hanging files.

#### Notes

To add drawer divider, pencil tray, and file converters to drawer interiors, specify option (2M) or (3M).

For full extension slides on box drawers, specify option (SB).

Grain direction is vertical for veneer-front pedestals.

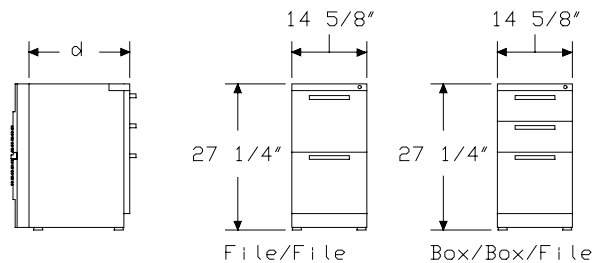
Order optional accessories separately:

- Drawer divider (LG903.)
- File compressor (LG908)
- File converter (LG907)
- File drawer organizer (LG901)
- Pedestal stationery divider (LG905)
- Utility tray (LG906)
- Storage organizer (LG910)

Storage organizer includes a hanging file holder, utility tray (pencil tray) and 2 containers. Storage organizer frame color matches drawer interior; file holder and containers are 91 white; utility tray is black.

For keyed-alike locks, order lock plugs separately. See Keyed-Alike Information in Appendices.

### Dimensions



**Specification Information**
**Step 1.**
**LK15**
**Step 2. Front Material**

- H.** high-pressure laminate with thermoplastic edge **A**  
**L.** thermally-fused laminate with thermoplastic edge  
**D.** painted metal front

**Step 3. Depth**

- 20** 20" deep  
**24** 24" deep  
**28** 28" deep

**Step 4. Configuration**

- BBF** box/box/file  
**FF** file/file

**Prices for Steps 1-4.**

	<b>BBF</b>	<b>FF</b>
<b>LK15H. 20</b>	\$1510	1455
<b>24</b>	\$1721	1638
<b>28</b>	\$1930	1832
<b>LK15L. 20</b>	\$1207	1165
<b>24</b>	\$1376	1311
<b>28</b>	\$1545	1467
<b>LK15D. 20</b>	\$1050	1011
<b>24</b>	\$1196	1141
<b>28</b>	\$1342	1274

**Step 5. Slides**
**For box/box/file (BBF)**

- SR** ¾-extension roller slides on box drawer, full-extension ball bearing on file drawer +\$0  
**SB** full-extension ball-bearing +\$50

**For file/file (FF)**

- SB** full-extension ball-bearing +\$0

**Step 6. Paint/Steel Type**

- SS** smooth paint on smooth steel +\$0  
**XS** textured paint on smooth steel +\$0

**Step 7. Surface Finish**
**For smooth paint on smooth steel (SS)**

- SNA** satin aluminum +\$60  
**SNB** satin bronze +\$60  
**SNC** satin carbon +\$60

**For smooth paint on smooth steel (SS)**

- 611** beige mist metallic (CP) +\$0  
**613** silver (CP) +\$0  
**UBK** ultra black (CP) +\$0  
**8Q** folkstone grey (CP) +\$0  
**98** studio white (CP) +\$0  
**EH** metallic bronze +\$0  
**HF** inner tone light +\$0  
**LT** light tone +\$0  
**LU** soft white +\$0  
**MT** medium tone +\$0  
**SG** slate grey +\$0  
**WL** warm stone (CP) +\$0

**Sand Texture Paint**
**For textured paint on smooth steel (XS)**

- UBK** ultra black (CP) +\$0  
**91** white (CP) +\$0  
**98** studio white (CP) +\$0  
**BK** black +\$0  
**CL** cool grey neutral +\$0  
**G1** graphite (CP) +\$0  
**WN** warm grey neutral +\$0

**Step 8. Attachment Bracket**
**For smooth paint on smooth steel (SS)**

- 1A** for Action Office® Series 1 and 2 radiused-edge work surface +\$0  
**2A** for Action Office® Series 1 and 2 squared-edge work surface +\$0  
**E1** for Ethospace® System +\$0  
**F8** for Canvas Office Landscape® +\$0

## For textured paint on smooth steel (XS)

<b>1A</b>	for Action Office® Series 1 and 2 radiused-edge work surface	+\$0
<b>2A</b>	for Action Office® Series 1 and 2 squared-edge work surface	+\$0
<b>E1</b>	for Ethospace® System	+\$0
<b>F8</b>	for Canvas Office Landscape®	+\$0

## Step 9. Front Finish

## For thermally-fused laminate with thermoplastic edge (L.)

<b>125</b>	natural maple (CP)	+\$0
<b>126</b>	natural cherry (CP)	+\$0
<b>127</b>	walnut (CP)	+\$0
<b>139</b>	light ash (CP)	+\$0
<b>140</b>	warm ash (CP)	+\$0
<b>76</b>	light brown walnut	+\$0
<b>8Q</b>	folkstone grey (CP)	+\$0
<b>91</b>	white (CP)	+\$0
<b>LBA</b>	clear on ash (CP)	+\$0
<b>LBR</b>	phantom ecru	+\$0
<b>LBS</b>	phantom cocoa	+\$0
<b>LBU</b>	medium matte walnut (CP)	+\$0
<b>LBV</b>	warm grey teak	+\$0
<b>LBB</b>	oak on ash (CP)	+\$0
<b>LBC</b>	walnut on ash (CP)	+\$0
<b>LBF</b>	neutral twill	+\$0
<b>LBJ</b>	graphite twill	+\$0
<b>LBQ</b>	white twill	+\$0
<b>LU</b>	soft white	+\$0
<b>WL</b>	warm stone (CP)	+\$0

## For high-pressure laminate with thermoplastic edge (H.)

<b>125</b>	natural maple (CP) <span style="border: 1px solid black; padding: 0 2px;">A</span>	+\$0
<b>126</b>	natural cherry (CP) <span style="border: 1px solid black; padding: 0 2px;">A</span>	+\$0
<b>127</b>	walnut (CP) <span style="border: 1px solid black; padding: 0 2px;">A</span>	+\$0
<b>139</b>	light ash (CP) <span style="border: 1px solid black; padding: 0 2px;">A</span>	+\$0
<b>140</b>	warm ash (CP) <span style="border: 1px solid black; padding: 0 2px;">A</span>	+\$0
<b>76</b>	light brown walnut	+\$0
<b>8Q</b>	folkstone grey (CP)	+\$0
<b>91</b>	white (CP)	+\$0
<b>98</b>	studio white (CP)	+\$0
<b>CL</b>	cool grey neutral	+\$0
<b>HF</b>	inner tone light	+\$0
<b>HP</b>	light anigre	+\$0
<b>LBA</b>	clear on ash (CP)	+\$0
<b>LBB</b>	oak on ash (CP)	+\$0
<b>LBC</b>	walnut on ash (CP)	+\$0
<b>LBF</b>	neutral twill	+\$0
<b>LBJ</b>	graphite twill	+\$0
<b>LBQ</b>	white twill	+\$0
<b>LBR</b>	phantom ecru <span style="border: 1px solid black; padding: 0 2px;">A</span>	+\$0
<b>LBS</b>	phantom cocoa <span style="border: 1px solid black; padding: 0 2px;">A</span>	+\$0
<b>LBU</b>	medium matte walnut (CP) <span style="border: 1px solid black; padding: 0 2px;">A</span>	+\$0
<b>LBV</b>	warm grey teak <span style="border: 1px solid black; padding: 0 2px;">A</span>	+\$0
<b>LT</b>	light tone	+\$0
<b>LU</b>	soft white	+\$0
<b>WL</b>	warm stone (CP)	+\$0
<b>WN</b>	warm grey neutral	+\$0

## Step 10. Lock

<b>KA</b>	keyed alike	+\$0
<b>KC</b>	keyed differently, chrome	+\$0
<b>KD</b>	keyed differently, black	+\$0

## Step 11. Pull Finish

## Metallic Paint

<b>611</b>	beige mist metallic (CP)	+\$0
<b>613</b>	silver (CP)	+\$0
<b>SNA</b>	satin aluminum	+\$10
<b>SNB</b>	satin bronze	+\$10
<b>SNC</b>	satin carbon	+\$10

## Sand Texture Paint

<b>BK</b>	black	+\$0
<b>UBK</b>	ultra black (CP)	+\$0

Smooth Paint		
<b>8Q</b>	folkstone grey (CP)	+\$0
<b>91</b>	white (CP)	+\$0
<b>98</b>	studio white (CP)	+\$0
<b>G1</b>	graphite (CP)	+\$0
<b>WL</b>	warm stone (CP)	+\$0
<b>XX</b>	no pull	+\$0

## Step 12. Drawer Interior

*For box/box/file (BBF)*

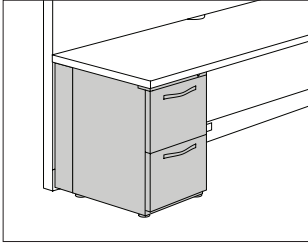
<b>NN</b>	none	+\$0
<b>2M</b>	drawer divider in box drawers, 2 file converters in file drawer	+\$25
<b>3M</b>	drawer divider in one box drawer, pencil tray in one box drawer, 2 file converters in file drawer	+\$25
<b>C51</b>	storage organizer including hanging file holder bin, utility tray and two containers <input type="checkbox"/> A	+\$120

*For file/file (FF)*

<b>NN</b>	none	+\$0
<b>1M</b>	2 file converters in each file drawer	+\$25
<b>C51</b>	storage organizer including hanging file holder bin, utility tray and two containers <input type="checkbox"/> A	+\$120

## Arc Pull Support Pedestal

LQ15D.  
LQ15H.  
LQ15L.



Tu® Metal Pedestals

### Product Information

#### Description

This pedestal attaches to both a work surface and a panel or frame at the end of a run or mid-run to provide support. It eliminates the need for a return panel/frame and connector or a work surface support panel. It has a painted, laminate, or veneer front, smooth-steel case, applied metal arc pulls, and 1 $\frac{3}{4}$ " leveling glides. The pedestal attaches under a work surface on the left or right side. Attachment hardware and support bracket are included.

The actual pedestal depth is 19 $\frac{3}{8}$ ", 23 $\frac{1}{4}$ ", or 27 $\frac{3}{4}$ ". A 20"-deep pedestal supports a 24"-deep work surface. A 24"-deep pedestal supports a 30"-deep Ethospace® work surface with a cable management trough. A 28"-deep pedestal supports a 30"-deep work surface.

Box drawers are available with full-extension or  $\frac{3}{4}$ -extension slides. File drawers have full-extension slides and hold letter-size front-to-back hanging files.

#### Notes

Pull design conforms to guidelines of Americans with Disabilities Act (ADA). To add drawer divider, pencil tray, file converters and storage organizer to drawer interiors, specify option (1M), (2M), (3M) or (C51).

For full extension slides on box drawers, specify option (SB).

Grain direction is vertical for veneer-front pedestals.

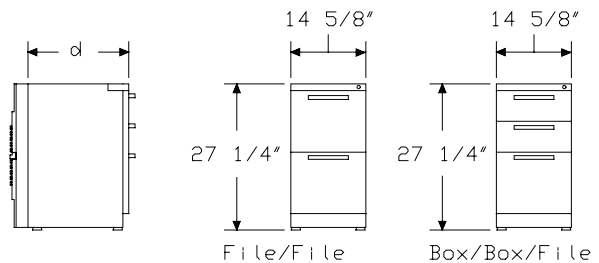
Order optional accessories separately:

- Drawer divider (LG903.)
- File compressor (LG908)
- File converter (LG907)
- File drawer organizer (LG901)
- Pedestal stationery divider (LG905)
- Utility tray (LG906)
- Storage organizer (LG910)

Storage organizer includes a hanging file holder, utility tray (pencil tray) and 2 containers. The storage organizer frame color matches the drawer interior; file holder and containers are 91 white; utility tray is black.

For keyed-alike locks, order lock plugs separately. See Keyed-Alike Information in Appendices.

### Dimensions





Specification Information			
Step 1.			
LQ15			
Step 2. Front Material			
H.	high-pressure laminate with thermoplastic edge <span>A</span>		
L.	thermally-fused laminate with thermoplastic edge		
D.	painted metal front		
Step 3. Depth			
20	20" deep		
24	24" deep		
28	28" deep		
Step 4. Configuration			
BBF	box/box/file		
FF	file/file		
Prices for Steps 1-4.			
		BBF	FF
LQ15H. 20		\$1510	1455
24		\$1721	1638
28		\$1930	1832
LQ15L. 20		\$1207	1165
24		\$1376	1311
28		\$1545	1467
LQ15D. 20		\$1050	1011
24		\$1196	1141
28		\$1342	1274
Step 5. Slides			
For box/box/file (BBF)			
SR	¾-extension roller slides on box drawer, full-extension ball bearing on file drawer		+\$0
SB	full-extension ball-bearing		+\$50
For file/file (FF)			
SB	full-extension ball-bearing		+\$0
Step 6. Paint/Steel Type			
SS	smooth paint on smooth steel		+\$0
XS	textured paint on smooth steel		+\$0

## Step 7. Surface Finish

*For smooth paint on smooth steel (SS)*

<b>SNA</b>	satin aluminum <span style="border: 1px solid black; padding: 0 2px;">A</span>	+\$60
<b>SNB</b>	satin bronze <span style="border: 1px solid black; padding: 0 2px;">A</span>	+\$60
<b>SNC</b>	satin carbon <span style="border: 1px solid black; padding: 0 2px;">A</span>	+\$60

*For smooth paint on smooth steel (SS)*

<b>611</b>	beige mist metallic (CP)	+\$0
<b>613</b>	silver (CP)	+\$0
<b>UBK</b>	ultra black (CP)	+\$0
<b>8Q</b>	folkstone grey (CP)	+\$0
<b>98</b>	studio white (CP)	+\$0
<b>EH</b>	metallic bronze	+\$0
<b>HF</b>	inner tone light	+\$0
<b>LT</b>	light tone	+\$0
<b>LU</b>	soft white	+\$0
<b>MT</b>	medium tone	+\$0
<b>SG</b>	slate grey	+\$0
<b>WL</b>	warm stone (CP)	+\$0

## Sand Texture Paint

*For textured paint on smooth steel (XS)*

<b>91</b>	white (CP)	+\$0
<b>BK</b>	black	+\$0
<b>CL</b>	cool grey neutral	+\$0
<b>G1</b>	graphite (CP)	+\$0
<b>UBK</b>	ultra black (CP)	+\$0
<b>WN</b>	warm grey neutral	+\$0
<b>98</b>	studio white (CP)	+\$0

## Step 8. Attachment Bracket

*For smooth paint on smooth steel (SS)*

<b>1A</b>	for Action Office® Series 1 and 2 radiused-edge work surface	+\$0
<b>2A</b>	for Action Office® Series 1 and 2 squared-edge work surface	+\$0
<b>E1</b>	for Ethospace® System	+\$0
<b>F8</b>	for Canvas Office Landscape®	+\$0

## For textured paint on smooth steel (XS)

<b>1A</b>	for Action Office® Series 1 and 2 radiused-edge work surface	+\$0
<b>2A</b>	for Action Office® Series 1 and 2 squared-edge work surface	+\$0
<b>E1</b>	for Ethospace® System	+\$0
<b>F8</b>	for Canvas Office Landscape®	+\$0

## Step 9. Front Finish

## For thermally-fused laminate with thermoplastic edge (L.)

<b>125</b>	natural maple (CP)	+\$0
<b>126</b>	natural cherry (CP)	+\$0
<b>127</b>	walnut (CP)	+\$0
<b>139</b>	light ash (CP)	+\$0
<b>140</b>	warm ash (CP)	+\$0
<b>76</b>	light brown walnut	+\$0
<b>8Q</b>	folkstone grey (CP)	+\$0
<b>91</b>	white (CP)	+\$0
<b>98</b>	studio white (CP)	+\$0
<b>CL</b>	cool grey neutral	+\$0
<b>HP</b>	light anigre	+\$0
<b>LBA</b>	clear on ash (CP)	+\$0
<b>LBR</b>	phantom ecru	+\$0
<b>LBS</b>	phantom cocoa	+\$0
<b>LBU</b>	medium matte walnut (CP)	+\$0
<b>LBV</b>	warm grey teak	+\$0
<b>LBB</b>	oak on ash (CP)	+\$0
<b>LBC</b>	walnut on ash (CP)	+\$0
<b>LBF</b>	neutral twill	+\$0
<b>LBJ</b>	graphite twill	+\$0
<b>LBQ</b>	white twill	+\$0
<b>LU</b>	soft white	+\$0
<b>WL</b>	warm stone (CP)	+\$0
<b>WN</b>	warm grey neutral	+\$0
<b>X1</b>	chalk white	+\$0

## For high-pressure laminate with thermoplastic edge (H.)

<b>125</b>	natural maple (CP) <input type="checkbox"/> A	+\$0
<b>126</b>	natural cherry (CP) <input type="checkbox"/> A	+\$0
<b>127</b>	walnut (CP) <input type="checkbox"/> A	+\$0
<b>139</b>	light ash (CP) <input type="checkbox"/> A	+\$0
<b>140</b>	warm ash (CP) <input type="checkbox"/> A	+\$0
<b>76</b>	light brown walnut	+\$0
<b>8Q</b>	folkstone grey (CP)	+\$0
<b>91</b>	white (CP)	+\$0
<b>98</b>	studio white (CP)	+\$0
<b>CL</b>	cool grey neutral	+\$0
<b>HF</b>	inner tone light	+\$0
<b>HP</b>	light anigre	+\$0
<b>LBA</b>	clear on ash (CP)	+\$0
<b>LBB</b>	oak on ash (CP)	+\$0
<b>LBC</b>	walnut on ash (CP)	+\$0
<b>LBF</b>	neutral twill	+\$0
<b>LBJ</b>	graphite twill	+\$0
<b>LBQ</b>	white twill	+\$0
<b>LBR</b>	phantom ecru <input type="checkbox"/> A	+\$0
<b>LBS</b>	phantom cocoa <input type="checkbox"/> A	+\$0
<b>LBU</b>	medium matte walnut (CP) <input type="checkbox"/> A	+\$0
<b>LBV</b>	warm grey teak <input type="checkbox"/> A	+\$0
<b>LT</b>	light tone	+\$0
<b>LU</b>	soft white	+\$0
<b>WL</b>	warm stone (CP)	+\$0
<b>WN</b>	warm grey neutral	+\$0

## Step 10. Lock

<b>KA</b>	keyed alike	+\$0
<b>KC</b>	keyed differently, chrome	+\$0
<b>KD</b>	keyed differently, black	+\$0

## Step 11. Pull Finish

<b>NH</b>	brushed nickel	+\$0
<b>NK</b>	black nickel	+\$0

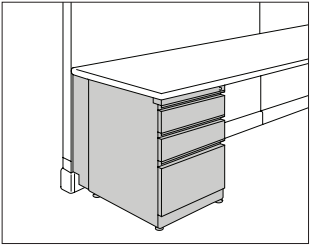
## Step 12. Drawer Interior

*For box/box/file (BBF)*

<b>NN</b>	none	+\$0
<b>2M</b>	drawer divider in box drawers, 2 file converters in file drawer	+\$25
<b>3M</b>	drawer divider in one box drawer, pencil tray in one box drawer, 2 file converters in file drawer	+\$25
<b>C51</b>	storage organizer including hanging file holder bin, utility tray and two containers <input type="checkbox"/> A	+\$120

*For file/file (FF)*

<b>NN</b>	none	+\$0
<b>1M</b>	2 file converters in each file drawer	+\$25
<b>C51</b>	storage organizer including hanging file holder bin, utility tray and two containers <input type="checkbox"/> A	+\$120



Tu® Metal Pedestals

Product Information

Description

This pedestal attaches to both a work surface and a panel or frame at either the end of a run or mid-run to provide support. It eliminates the need for a return panel/frame and connector or a work surface support panel. It has a smooth-steel case, full-width pulls, and 1 3/4" leveling glides. It attaches under a work surface on the left or right side. Attachment hardware and support bracket are included.

The actual pedestal depth is 19 3/8", 23 1/4", or 27 3/4". A 20"-deep pedestal supports a 24"-deep work surface. A 24"-deep pedestal supports a 30"-deep Ethospace® work surface with cable management trough. A 28"-deep pedestal supports a 30"-deep work surface.

Drawers are available with full-extension or 3/4-extension slides. A drawer divider, utility tray or storage organizer is optional for box drawers. File drawers hold letter-size front-to-back hanging files. File converters are optional for letter-, legal-, and A4-size side-to-side hanging files.

Notes

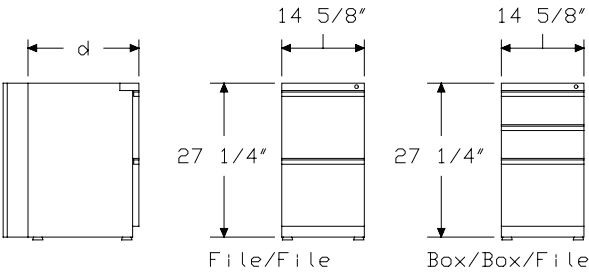
Order optional accessories separately:

- Drawer divider (LG903.)
- File compressor (LG908)
- File converter (LG907)
- File drawer organizer (LG901)
- Pedestal stationery divider (LG905)
- Utility tray (LG906)
- Storage organizer (LG910)

Storage organizer includes a hanging file holder, utility tray (pencil tray) and 2 containers. The storage organizer frame color matches the drawer interior; file holder and containers are 91 white; utility tray is black.

For keyed-alike locks, order lock plugs separately. See Keyed-Alike Information in Appendices.

Dimensions



# W-Pull Support Pedestal *continued*

Specification Information		
Step 1.		
<b>LW150.</b>		
Step 2. Depth		
<b>20</b>	20" deep	
<b>24</b>	24" deep	
<b>28</b>	28" deep	
Step 3. Configuration		
<b>BBF</b>	box/box/file	
<b>FF</b>	file/file	
Prices for Steps 1-3.		
	<b>BBF</b>	<b>FF</b>
<b>LW150. 20</b>	\$875	814
<b>24</b>	\$916	873
<b>28</b>	\$966	926
Step 4. Slides		
<i>For 20" deep (20) with box/box/file (BBF)</i>		
<b>SR</b>	¾-extension roller slides on box drawer, full-extension ball bearing on file drawer	+\$0
<b>SB</b>	full-extension ball-bearing	+\$50
<i>For 24" deep (24) or 28" deep (28) with box/box/file (BBF)</i>		
<b>SR</b>	¾-extension roller slides on box drawer, full-extension ball bearing on file drawer	+\$0
<b>SB</b>	full-extension ball-bearing	+\$50
<i>For 20" deep (20) with file/file (FF)</i>		
<b>SB</b>	full-extension ball-bearing	+\$0
<i>For 24" deep (24) or 28" deep (28) with file/file (FF)</i>		
<b>SB</b>	full-extension ball-bearing	+\$0
Step 5. Paint/Steel Type		
<b>SS</b>	smooth paint on smooth steel	+\$0
<b>XS</b>	textured paint on smooth steel	+\$0
Step 6. Surface Finish		
<i>For smooth paint on smooth steel (SS)</i>		
<b>SNA</b>	satin aluminum	+\$60
<b>SNB</b>	satin bronze	+\$60
<b>SNC</b>	satin carbon	+\$60

<i>For smooth paint on smooth steel (SS)</i>		
<b>611</b>	beige mist metallic (CP)	+\$0
<b>613</b>	silver (CP)	+\$0
<b>UBK</b>	ultra black (CP)	+\$0
<b>8Q</b>	folkstone grey (CP)	+\$0
<b>98</b>	studio white (CP)	+\$0
<b>EH</b>	metallic bronze	+\$0
<b>HF</b>	inner tone light	+\$0
<b>LT</b>	light tone	+\$0
<b>LU</b>	soft white	+\$0
<b>MT</b>	medium tone	+\$0
<b>SG</b>	slate grey	+\$0
<b>WL</b>	warm stone (CP)	+\$0
Sand Texture Paint		
<i>For textured paint on smooth steel (XS)</i>		
<b>UBK</b>	ultra black (CP)	+\$0
<b>91</b>	white (CP)	+\$0
<b>98</b>	studio white (CP)	+\$0
<b>BK</b>	black	+\$0
<b>CL</b>	cool grey neutral	+\$0
<b>G1</b>	graphite (CP)	+\$0
<b>WN</b>	warm grey neutral	+\$0
Step 7. Attachment Bracket		
<i>For smooth paint on smooth steel (SS)</i>		
<b>1A</b>	for Action Office® Series 1 and 2 radiused-edge work surface	+\$0
<b>2A</b>	for Action Office® Series 1 and 2 squared-edge work surface	+\$0
<b>E1</b>	for Ethospace® System	+\$0
<b>F8</b>	for Canvas Office Landscape®	+\$0
<i>For textured paint on smooth steel (XS)</i>		
<b>1A</b>	for Action Office® Series 1 and 2 radiused-edge work surface	+\$0
<b>2A</b>	for Action Office® Series 1 and 2 squared-edge work surface	+\$0
<b>E1</b>	for Ethospace® System	+\$0
<b>F8</b>	for Canvas Office Landscape®	+\$0
Step 8. Lock		
<b>KA</b>	keyed alike	+\$0
<b>KC</b>	keyed differently, chrome	+\$0
<b>KD</b>	keyed differently, black	+\$0

## Step 9. Drawer Interior

*For 20" deep (20) or 24" deep (24) with box/box/file (BBF)*

<b>NN</b>	none	+\$0
<b>2M</b>	drawer divider in box drawers, 2 file converters in file drawer	+\$25
<b>3M</b>	drawer divider in one box drawer, pencil tray in one box drawer, 2 file converters in file drawer	+\$25
<b>C51</b>	storage organizer including hanging file holder bin, utility tray and two containers <input type="checkbox"/> A	+\$120

*For 28" deep (28) with box/box/file (BBF)*

<b>NN</b>	none	+\$0
<b>2M</b>	drawer divider in box drawers, 2 file converters in file drawer	+\$25
<b>3M</b>	drawer divider in one box drawer, pencil tray in one box drawer, 2 file converters in file drawer	+\$25

*For 20" deep (20) or 24" deep (24) with file/file (FF)*

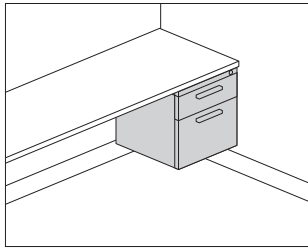
<b>NN</b>	none	+\$0
<b>1M</b>	2 file converters in each file drawer	+\$25
<b>C51</b>	storage organizer including hanging file holder bin, utility tray and two containers <input type="checkbox"/> A	+\$120

*For 28" deep (28) with file/file (FF)*

<b>NN</b>	none	+\$0
<b>1M</b>	2 file converters in each file drawer	+\$25

# Bar Pull Suspended Pedestal

LK13D.  
LK13L.



## Product Information

### Description

This pedestal mounts under a predrilled hanging or freestanding work surface. It has a smooth-steel case and applied metal bar pulls. Mounting hardware included.

Actual pedestal depth is 19 3/8".

The box drawer is available with full-extension or 3/4-extension slides. The file drawer has full-extension slides and holds letter-size front-to-back hanging files.

### Notes

To add drawer divider, pencil tray, and file converters to drawer interiors, specify option (2M) or (3M).

For full extension slides on box drawer, specify option (SB).

Pedestal will not mount under the following products:

- Action Office® table
- Ethospace® peninsula with access
- Ethospace work surface in off-module application

Grain direction is vertical for veneer-front pedestals.

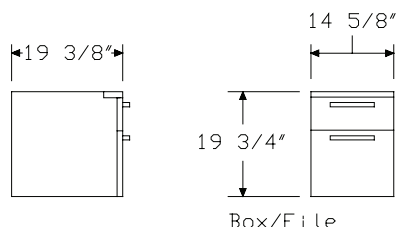
Order optional accessories separately:

- Drawer divider (LG903.)
- File compressor (LG908)
- File converter (LG907)
- File drawer organizer (LG901)
- Pedestal stationery divider (LG905)
- Utility tray (LG906)
- Storage organizer (LG910)

Storage organizer includes a hanging file holder, utility tray (pencil tray) and 2 containers. Storage organizer frame color matches drawer interior; file holder and containers are 91 white; utility tray is black.

For keyed-alike locks, order lock plugs separately. See Keyed-Alike Information in Appendices.

### Dimensions



## Specification Information

### Step 1.

**LK13**

### Step 2. Front Material

**D.20BF** painted metal front

**L.20BF** thermally-fused front

### Prices for Steps 1-2.

**LK13D.20BF** \$683

**LK13L.20BF** \$784

### Step 3. Slides

**SR** 3/4-extension roller slides on box drawer, full-extension ball bearing on file drawer +\$0

**SB** full-extension ball-bearing +\$25

### Step 4. Paint/Steel Type

**SS** smooth paint on smooth steel +\$0

**XS** textured paint on smooth steel +\$0

### Step 5. Surface Finish

#### For smooth paint on smooth steel (SS)

**SNA** satin aluminum +\$60

**SNB** satin bronze +\$60

**SNC** satin carbon +\$60

#### For smooth paint on smooth steel (SS)

**611** beige mist metallic (CP) +\$0

**613** silver (CP) +\$0

**98** studio white (CP) +\$0

**UBK** ultra black (CP) +\$0

**8Q** folkstone grey (CP) +\$0

**HF** inner tone light +\$0

**LT** light tone +\$0

**LU** soft white +\$0

**MT** medium tone +\$0

**SG** slate grey +\$0

**WL** warm stone (CP) +\$0

**EH** metallic bronze +\$0

## Bar Pull Suspended Pedestal *continued*

### Sand Texture Paint

*For textured paint on smooth steel (XS)*

<b>UBK</b>	ultra black (CP)	+\$0
<b>91</b>	white (CP)	+\$0
<b>98</b>	studio white (CP)	+\$0
<b>BK</b>	black	+\$0
<b>CL</b>	cool grey neutral	+\$0
<b>G1</b>	graphite (CP)	+\$0
<b>WN</b>	warm grey neutral	+\$0

### Step 6. Front Finish

*For thermally-fused front (L.20BF)*

<b>125</b>	natural maple (CP)	+\$0
<b>126</b>	natural cherry (CP)	+\$0
<b>127</b>	walnut (CP)	+\$0
<b>139</b>	light ash (CP)	+\$0
<b>140</b>	warm ash (CP)	+\$0
<b>76</b>	light brown walnut	+\$0
<b>8Q</b>	folkstone grey (CP)	+\$0
<b>91</b>	white (CP)	+\$0
<b>98</b>	studio white (CP)	+\$0
<b>CL</b>	cool grey neutral	+\$0
<b>HP</b>	light anigre	+\$0
<b>LBA</b>	clear on ash (CP)	+\$0
<b>LBR</b>	phantom ecru	+\$0
<b>LBS</b>	phantom cocoa	+\$0
<b>LBU</b>	medium matte walnut (CP)	+\$0
<b>LBV</b>	warm grey teak	+\$0
<b>LBB</b>	oak on ash (CP)	+\$0
<b>LBC</b>	walnut on ash (CP)	+\$0
<b>LBF</b>	neutral twill	+\$0
<b>LBJ</b>	graphite twill	+\$0
<b>LBQ</b>	white twill	+\$0
<b>LU</b>	soft white	+\$0
<b>WL</b>	warm stone (CP)	+\$0
<b>WN</b>	warm grey neutral	+\$0
<b>X1</b>	chalk white	+\$0

### Step 7. Lock

<b>KA</b>	keyed alike	+\$0
<b>KC</b>	keyed differently, chrome	+\$0
<b>KD</b>	keyed differently, black	+\$0

### Step 8. Pull Finish

#### Metallic Paint

<b>611</b>	beige mist metallic (CP)	+\$0
<b>613</b>	silver (CP)	+\$0
<b>SNA</b>	satin aluminum	+\$10
<b>SNB</b>	satin bronze	+\$10
<b>SNC</b>	satin carbon	+\$10

#### Sand Texture Paint

<b>BK</b>	black	+\$0
<b>UBK</b>	ultra black (CP)	+\$0

#### Smooth Paint

<b>8Q</b>	folkstone grey (CP)	+\$0
<b>91</b>	white (CP)	+\$0
<b>98</b>	studio white (CP)	+\$0
<b>G1</b>	graphite (CP)	+\$0
<b>WL</b>	warm stone (CP)	+\$0
<b>XX</b>	no pull	+\$0

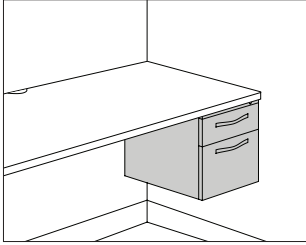
### Step 9. Drawer Interior

<b>NN</b>	none	+\$0
<b>4M</b>	drawer divider in box drawer, 2 file converters in file drawer	+\$20
<b>5M</b>	pencil tray in box drawer, 2 file converters in file drawer	+\$20
<b>C51</b>	storage organizer including hanging file holder bin, utility tray and two containers <span style="border: 1px solid black; padding: 0 2px;">A</span>	+\$120



## Arc Pull Suspended Pedestal

LQ13D.  
LQ13L.



### Product Information

#### Description

This pedestal mounts under a predrilled hanging or freestanding work surface. It has a smooth-steel case and applied metal arc pulls. Mounting hardware included.

Actual pedestal depth is 19 $\frac{3}{8}$ ".

The box drawer is available with full-extension or  $\frac{3}{4}$ -extension slides. The file drawer has full-extension slides and holds letter-size front-to-back hanging files.

#### Notes

Pull design conforms to guidelines of Americans with Disabilities Act (ADA). To add drawer divider, pencil tray, file converters and storage organizer to drawer interiors, specify option (4M), (5M) or (C51).

For full extension slides on box drawer, specify option (SB).

Pedestal will not mount under the following products:

- Action Office® table
- Ethospace® peninsula with access
- Ethospace work surface in off-module application

Grain direction is vertical for veneer-front pedestals.

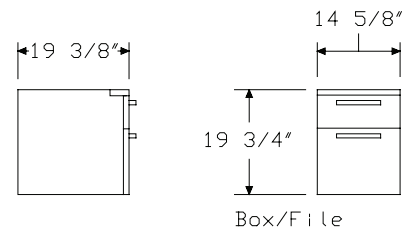
Order optional accessories separately:

- Drawer divider (LG903.)
- File compressor (LG908)
- File converter (LG907)
- File drawer organizer (LG901)
- Pedestal stationery divider (LG905)
- Utility tray (LG906)
- Storage organizer (LG910)

Storage organizer includes a hanging file holder, utility tray (pencil tray) and 2 containers. The storage organizer frame color matches the drawer interior; file holder and containers are 91 white; utility tray is black.

For keyed-alike locks, order lock plugs separately. See Keyed-Alike Information in Appendices.

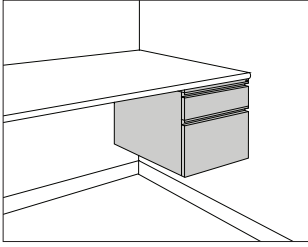
### Dimensions



Specification Information		
Step 1.		
<b>LQ13</b>		
Step 2. Front Material		
<b>D.20BF</b>	painted metal front	
<b>L.20BF</b>	thermally-fused front	
Prices for Steps 1-2.		
<b>LQ13D.20BF</b>		\$683
<b>LQ13L.20BF</b>		\$784
Step 3. Slides		
<b>SR</b>	¾-extension roller slides on box drawer, full-extension ball bearing on file drawer	+\$0
<b>SB</b>	full-extension ball-bearing	+\$25
Step 4. Paint/Steel Type		
<b>SS</b>	smooth paint on smooth steel	+\$0
<b>XS</b>	textured paint on smooth steel	+\$0
Step 5. Surface Finish		
<i>For smooth paint on smooth steel (SS)</i>		
<b>611</b>	beige mist metallic (CP)	+\$0
<b>613</b>	silver (CP)	+\$0
<b>UBK</b>	ultra black (CP)	+\$0
<b>8Q</b>	folkstone grey (CP)	+\$0
<b>98</b>	studio white (CP)	+\$0
<b>EH</b>	metallic bronze	+\$0
<b>HF</b>	inner tone light	+\$0
<b>LT</b>	light tone	+\$0
<b>LU</b>	soft white	+\$0
<b>MT</b>	medium tone	+\$0
<b>SG</b>	slate grey	+\$0
<b>WL</b>	warm stone (CP)	+\$0
<i>For smooth paint on smooth steel (SS)</i>		
<b>SNA</b>	satin aluminum	+\$60
<b>SNB</b>	satin bronze	+\$60
<b>SNC</b>	satin carbon	+\$60

Sand Texture Paint		
<i>For textured paint on smooth steel (XS)</i>		
<b>UBK</b>	ultra black (CP)	+\$0
<b>91</b>	white (CP)	+\$0
<b>98</b>	studio white (CP)	+\$0
<b>BK</b>	black	+\$0
<b>CL</b>	cool grey neutral	+\$0
<b>G1</b>	graphite (CP)	+\$0
<b>WN</b>	warm grey neutral	+\$0
Step 6. Front Finish		
<i>For thermally-fused front (L.20BF)</i>		
<b>125</b>	natural maple (CP)	+\$0
<b>126</b>	natural cherry (CP)	+\$0
<b>127</b>	walnut (CP)	+\$0
<b>139</b>	light ash (CP)	+\$0
<b>140</b>	warm ash (CP)	+\$0
<b>76</b>	light brown walnut	+\$0
<b>8Q</b>	folkstone grey (CP)	+\$0
<b>91</b>	white (CP)	+\$0
<b>98</b>	studio white (CP)	+\$0
<b>CL</b>	cool grey neutral	+\$0
<b>HP</b>	light anigre	+\$0
<b>LBA</b>	clear on ash (CP)	+\$0
<b>LBR</b>	phantom ecru	+\$0
<b>LBS</b>	phantom cocoa	+\$0
<b>LBU</b>	medium matte walnut (CP)	+\$0
<b>LBV</b>	warm grey teak	+\$0
<b>LBB</b>	oak on ash (CP)	+\$0
<b>LBC</b>	walnut on ash (CP)	+\$0
<b>LBF</b>	neutral twill	+\$0
<b>LBJ</b>	graphite twill	+\$0
<b>LBQ</b>	white twill	+\$0
<b>LU</b>	soft white	+\$0
<b>WL</b>	warm stone (CP)	+\$0
<b>WN</b>	warm grey neutral	+\$0
<b>X1</b>	chalk white	+\$0
Step 7. Lock		
<b>KA</b>	keyed alike	+\$0
<b>KC</b>	keyed differently, chrome	+\$0
<b>KD</b>	keyed differently, black	+\$0
Step 8. Pull Finish		
<b>NH</b>	brushed nickel	+\$0
<b>NK</b>	black nickel	+\$0

Step 9. Drawer Interior		
<b>NN</b>	none	+\$0
<b>4M</b>	drawer divider in box drawer, 2 file converters in file drawer	+\$20
<b>5M</b>	pencil tray in box drawer, 2 file converters in file drawer	+\$20
<b>C51</b>	storage organizer including hanging file holder bin, utility tray and two containers <span style="border: 1px solid black; padding: 0 2px;">A</span>	+\$120



### Product Information

#### Description

This pedestal mounts under a predrilled hanging or freestanding work surface. It has a smooth-steel case and full-width pulls. Mounting hardware included.

Actual pedestal depth is 19 3/8".

Drawers are available with full-extension or 3/4-extension slides. A drawer divider, utility tray or storage organizer is optional for box drawers. The file drawer holds letter-size front-to-back hanging files. File converters are optional for letter-, legal-, and A4-size side-to-side hanging files.

#### Notes

Pedestal will not mount under the following products:

- Action Office® table
- Ethospace® peninsula with access cover
- Ethospace work surface in off-module application

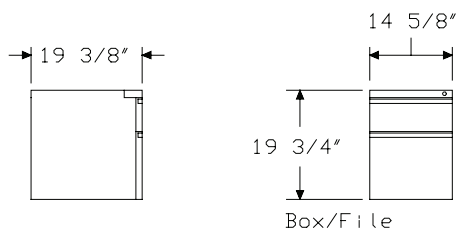
Order optional accessories separately:

- Drawer divider (LG903.)
- File compressor (LG908)
- File converter (LG907)
- File drawer organizer (LG901)
- Pedestal stationery divider (LG905)
- Utility tray (LG906)
- Storage organizer (LG910)

Storage organizer includes a hanging file holder, utility tray (pencil tray) and 2 containers. The storage organizer frame color matches the drawer interior; file holder and containers are 91 white; utility tray is black.

For keyed-alike locks, order lock plugs separately. See Keyed-Alike Information in Appendices.

#### Dimensions



### Specification Information

#### Step 1.

**LW130.20BF** \$556

#### Step 2. Slides

<b>SR</b>	3/4-extension roller slides on box drawer, full-extension ball bearing on file drawer	+\$0
<b>SB</b>	full-extension ball-bearing	+\$25

#### Step 3. Paint/Steel Type

<b>SS</b>	smooth paint on smooth steel	+\$0
<b>XS</b>	textured paint on smooth steel	+\$0

#### Step 4. Surface Finish

##### For smooth paint on smooth steel (SS)

<b>SNA</b>	satin aluminum	+\$60
<b>SNB</b>	satin bronze	+\$60
<b>SNC</b>	satin carbon	+\$60

##### For smooth paint on smooth steel (SS)

<b>611</b>	beige mist metallic (CP)	+\$0
<b>613</b>	silver (CP)	+\$0
<b>UBK</b>	ultra black (CP)	+\$0
<b>8Q</b>	folkstone grey (CP)	+\$0
<b>98</b>	studio white (CP)	+\$0
<b>EH</b>	metallic bronze	+\$0
<b>HF</b>	inner tone light	+\$0
<b>LT</b>	light tone	+\$0
<b>LU</b>	soft white	+\$0
<b>MT</b>	medium tone	+\$0
<b>SG</b>	slate grey	+\$0
<b>WL</b>	warm stone (CP)	+\$0

#### Sand Texture Paint

##### For textured paint on smooth steel (XS)

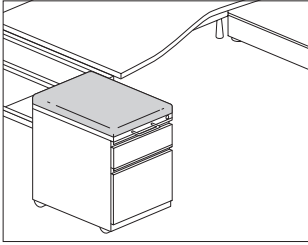
<b>UBK</b>	ultra black (CP)	+\$0
<b>91</b>	white (CP)	+\$0
<b>98</b>	studio white (CP)	+\$0
<b>BK</b>	black	+\$0
<b>CL</b>	cool grey neutral	+\$0
<b>G1</b>	graphite (CP)	+\$0
<b>WN</b>	warm grey neutral	+\$0

## Step 5. Lock

<b>KA</b>	keyed alike	+\$0
<b>KC</b>	keyed differently, chrome	+\$0
<b>KD</b>	keyed differently, black	+\$0

## Step 6. Drawer Interior

<b>NN</b>	none	+\$0
<b>4M</b>	drawer divider in box drawer, 2 file converters in file drawer	+\$20
<b>5M</b>	pencil tray in box drawer, 2 file converters in file drawer	+\$20
<b>C51</b>	storage organizer including hanging file holder bin, utility tray and two containers <input type="text" value="A"/>	+\$120



### Product Information

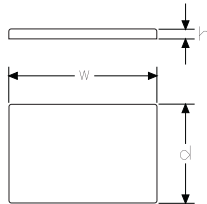
#### Description

This 1" or 2"-high cushion top is retrofit to a mobile pedestal with a flat metal top and provides temporary guest seating. Hook-and-loop fastener strips are included to attach cushion top to flat metal top.

#### Notes

Cushion top accepts Customer's Own Material (COM). Yardage is estimated for nondirectional, 54"-wide fabrics. Order 1/2 yard of fabric per cushion. For odd number of cushions, round up to next whole yard. For information on multiple quantities or directional fabrics, contact COM Department. See Order Information in Appendices.

#### Dimensions



### Specification Information

#### Step 1.

#### LG890.

#### Step 2. Height

- 1 1" high
- 2 2" high

#### Step 3. Depth

- 20 20" deep
- 24 24" deep

#### Prices for Steps 1-3.

	20	24
LG890. 1	\$188	231
2	\$220	277

#### Step 4. Cushion Top Fabric

#### For 1" high (1)

Price Category 1	A	+\$0
Price Category 10	A	+\$323
Price Category 2	A	+\$52
Price Category 3	A	+\$73
Price Category 5	A	+\$124
Price Category 7	A	+\$176
Price Category 8	A	+\$319
Price Category 9	A	+\$1126
Price Category B	A	+\$35
Price Category C	A	+\$47
Price Category D	A	+\$61
Price Category E	A	+\$73
Price Category F	A	+\$95
Price Category G	A	+\$124
Price Category H	A	+\$150
Price Category I	A	+\$176

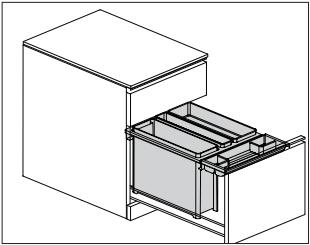
## Pedestal Add-On Cushion Top

*continued*

---

*For 2" high (2)*

Price Category 1	<input type="checkbox"/> A	+\$0
Price Category 10	<input type="checkbox"/> A	+\$323
Price Category 2	<input type="checkbox"/> A	+\$52
Price Category 3	<input type="checkbox"/> A	+\$73
Price Category 5	<input type="checkbox"/> A	+\$124
Price Category 7	<input type="checkbox"/> A	+\$176
Price Category 8	<input type="checkbox"/> A	+\$319
Price Category 9	<input type="checkbox"/> A	+\$1126
Price Category B	<input type="checkbox"/> A	+\$35
Price Category C	<input type="checkbox"/> A	+\$47
Price Category D	<input type="checkbox"/> A	+\$61
Price Category F	<input type="checkbox"/> A	+\$95
Price Category H	<input type="checkbox"/> A	+\$150
Price Category I	<input type="checkbox"/> A	+\$176



Tu® Metal Pedestals

Product Information

Description

This storage organizer includes 1 hanging file holder, 1 utility tray (pencil tray), and 2 containers. The storage organizer frame color matches the drawer interior. File holder and containers are 91 white, and the utility tray is black.

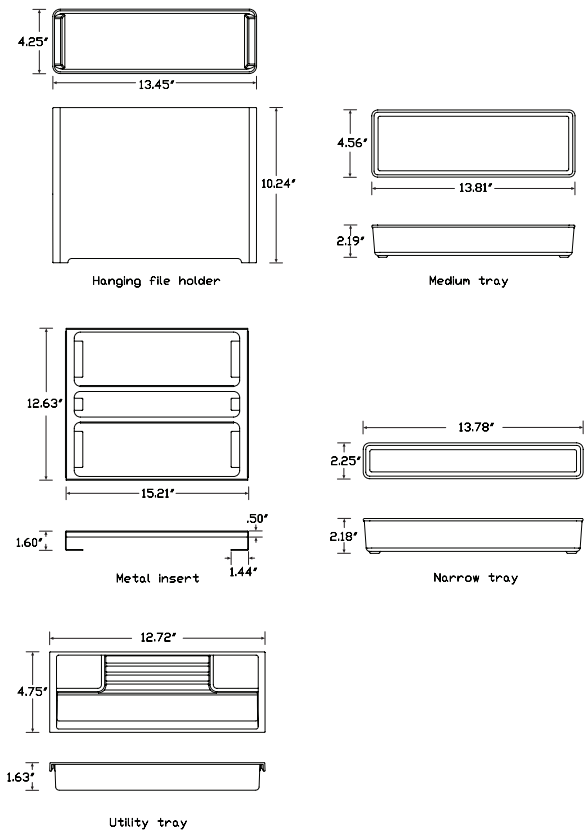
Notes

Storage organizer can be used in the following products:

- Tu® pedestals
- Tu storage towers

For 20" deep file drawer, storage organizer will include hanging file holder and 2 containers in 1 drawer, and utility tray in separate drawer. For 24" deep drawer, utility tray can be placed inside the same drawer as the storage organizer unit.

Dimensions

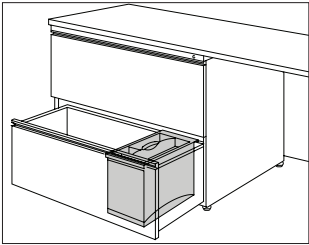


Specification Information

Step 1.

LG910. A \$265



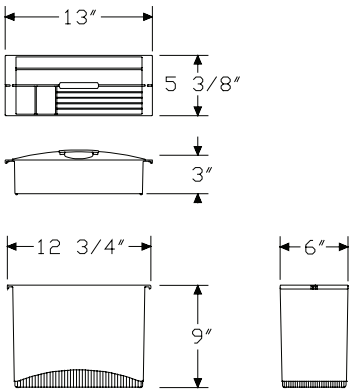


Product Information

Description

This 2-sectioned organizer fits into any file drawer arranged for letter-size filing. The removable top section stores computer disks and other small items. The bottom section stores larger items or can be divided into 3 compartments; it includes 2 vertical dividers. Finish is black umber.

Dimensions



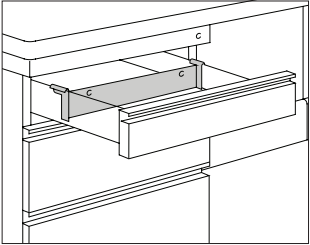
Specification Information

Step 1.

LG901 \$127

Drawer Divider, Tu® Pedestal

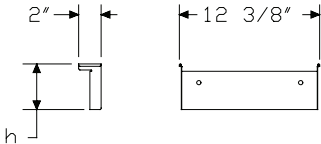
LG903.

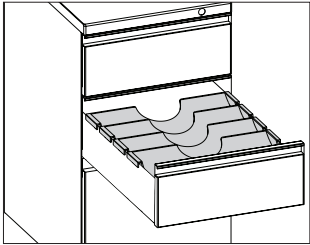


Tu® Metal Pedestals

Product Information
Description
This adjustable divider is used in a pencil or box drawer. Finish is black umber.
Notes
Divider can be used in the following products: <ul style="list-style-type: none"><li>• 5000 Series furniture with B- and F-pull pedestals</li><li>• Tu® Q-, R-, T-, V-, and W-pull pedestals</li><li>• Tu storage towers</li></ul>
Dimensions

Specification Information		
Step 1.		
LG903.		
Step 2. Usage		
3	for pencil drawer	
6	for box drawer	
Prices for Steps 1-2.		
LG903. 3		\$24
6		\$25

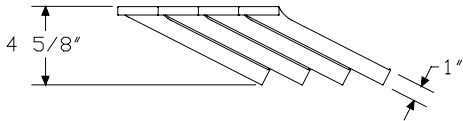


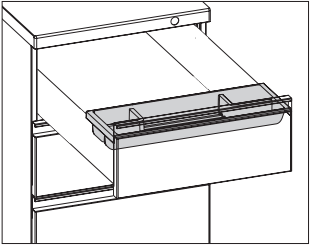


Product Information
Description
These 4 removable dividers are used in box drawers. Finish is black umber.
Notes
Dividers can be used in the following products:
<ul style="list-style-type: none"><li>• 5000 Series furniture with B- and F-pull pedestals</li><li>• Tu® Q-, R-, T-, V-, and W-pull pedestals</li><li>• Tu storage towers</li></ul>
Dimensions

Specification Information
Step 1.
LG905
\$85

Tu® Metal Pedestals





Tu® Metal Pedestals

Product Information

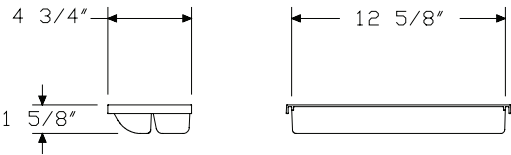
Description  
This sectioned tray stores pencils and small items in a pencil or box drawer.  
Finish is black umber.

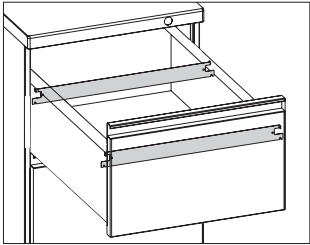
Notes  
Tray can be used in the following products:  
• 5000 Series furniture with B- and F-pull pedestals  
• Tu® Q-, R-, T-, V-, and W-pull pedestals  
• Tu storage towers

Dimensions

Specification Information

Step 1.  
LG906 \$32





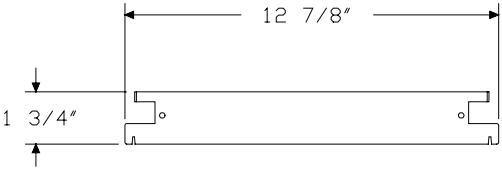
Product Information

**Description**  
These black umber bars convert a file drawer to hold letter-, legal-, and A4-size side-to-side hanging files. 2 converters are used per drawer. Package contains 4.

**Notes**  
Converters can be used in the following products:

- 5000 Series furniture with B- and F-pull pedestals
- Tu® Q-, R-, T-, V-, and W-pull pedestals
- Tu storage towers

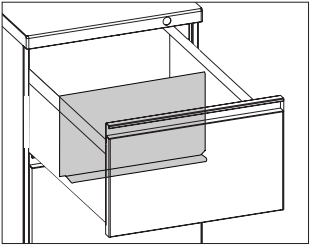
Dimensions



Specification Information

**Step 1.**  
**LG907** \$44

Tu® Metal Pedestals



Tu® Metal Pedestals

Product Information

**Description**  
These compressors lock into slots in the bottom of a pedestal file drawer to divide non-hanging files. Finish is black umber. Package contains 4.

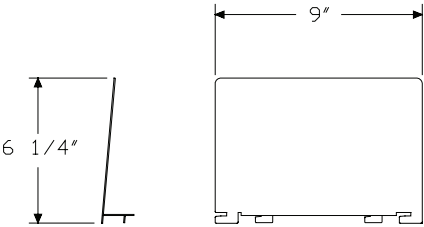
**Notes**  
Compressors can be used in the following products:

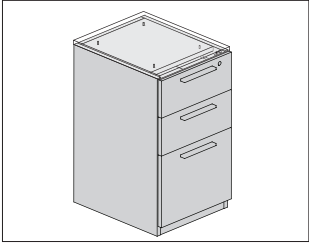
- 5000 Series furniture with B- and F-pull pedestals
- Tu® Q-, R-, T-, V-, and W-pull pedestals
- Tu storage towers

Dimensions

Specification Information

Step 1.  
**LG908** \$70





**Product Information**

**Description**

This pedestal attaches under a work surface on the left or right side to provide support and eliminate the need for a cantilever. It has an all-laminate case with laminate fronts, 2"-high recessed base, base with front to floor, or 2"-high foot with 1" leveling glides. A counterweight and top are required when specified in a freestanding application.

Actual pedestal depth is 19<sup>7</sup>/<sub>8</sub>" (20), 22<sup>7</sup>/<sub>8</sub>" (24), or 28<sup>7</sup>/<sub>8</sub>" (28). Actual pedestal width is 15". Actual pedestal height is 27<sup>1</sup>/<sub>4</sub>". Adding top will increase height by <sup>3</sup>/<sub>4</sub>", 1<sup>1</sup>/<sub>8</sub>", or 1<sup>1</sup>/<sub>4</sub>".

Box drawers and file drawers have full-extension slides. File drawers accommodate front-to-back filing of letter-sized hanging files. Specify a file converter to file side-to-side.

**Notes**

Order optional accessories separately:

- Storage top (L2ST.)
- Pencil tray (L2UT.906)
- File converter (L29P.15) for legal filing side-to-side.

For keyed-alike locks, order lock plugs separately. See Keyed-Alike information in Appendices.

**Dimensions**

15"

2"

Box/Box/File

File/File

27 1/4"

Base

27 1/4"

Foot

Base with front to floor

C-Foot

Specification Information		
Step 1.		
<b>L2PS.</b>	<input type="checkbox"/> A	
Step 2. Width		
<b>15</b>	15" wide <input type="checkbox"/> A	+\$0
Step 3. Depth		
<b>20</b>	20" deep	+\$1576
<b>24</b>	24" deep	+\$1682
<b>28</b>	28" deep	+\$1790
Step 4. Base/Foot Height		
<b>1</b>	base	+\$0
<b>3</b>	base with fronts to floor <input type="checkbox"/> A	+\$19
<b>5</b>	foot	+\$157
<b>9</b>	c-foot <input type="checkbox"/> A	+\$204
Step 5. Configuration		
<b>FF</b>	file/file	+\$0
<b>BBF</b>	box/box/file	+\$138
Step 6. Case/Front Material		
<b>H</b>	high-pressure laminate with thermoplastic edge <input type="checkbox"/> A	+\$327
<b>L</b>	thermally-fused laminate with thermoplastic edge	+\$0
Step 7. Pull Type		
<b>A</b>	arc pull	+\$0
<b>K</b>	bar pull	+\$0
<b>U</b>	flush pull <input type="checkbox"/> A	+\$0
Step 8. Interior Drawer Material		
<b>M</b>	metal	+\$0
Step 9. Case/Front Finish		
<i>For thermally-fused laminate with thermoplastic edge (L)</i>		
<b>8Q</b>	folkstone grey (CP)	+\$0
<b>91</b>	white (CP)	+\$0
<b>98</b>	studio white (CP)	+\$0
<b>CL</b>	cool grey neutral	+\$0
<b>LU</b>	soft white	+\$0
<b>WL</b>	warm stone (CP)	+\$0
<b>WN</b>	warm grey neutral	+\$0

<i>For thermally-fused laminate with thermoplastic edge (L)</i>		
<b>LBF</b>	neutral twill	+\$0
<b>LBJ</b>	graphite twill	+\$0
<b>LBQ</b>	white twill	+\$0
<i>For thermally-fused laminate with thermoplastic edge (L)</i>		
<b>125</b>	natural maple (CP) <input type="checkbox"/> A	+\$0
<b>126</b>	natural cherry (CP) <input type="checkbox"/> A	+\$0
<b>127</b>	walnut (CP) <input type="checkbox"/> A	+\$0
<b>139</b>	light ash (CP) <input type="checkbox"/> A	+\$0
<b>140</b>	warm ash (CP) <input type="checkbox"/> A	+\$0
<b>76</b>	light brown walnut	+\$0
<b>HP</b>	light anigre	+\$0
<b>LBA</b>	clear on ash (CP)	+\$0
<b>LBR</b>	phantom ecru	+\$0
<b>LBS</b>	phantom cocoa	+\$0
<b>LBU</b>	medium matte walnut (CP)	+\$0
<b>LBV</b>	warm grey teak	+\$0
<b>LBB</b>	oak on ash (CP)	+\$0
<b>LBC</b>	walnut on ash (CP)	+\$0



# Surface-Attached Pedestal *continued*

## For high-pressure laminate with thermoplastic edge (H)

125	natural maple (CP) <input type="checkbox"/>	+\$0
126	natural cherry (CP) <input type="checkbox"/>	+\$0
127	walnut (CP) <input type="checkbox"/>	+\$0
139	light ash (CP) <input type="checkbox"/>	+\$0
140	warm ash (CP) <input type="checkbox"/>	+\$0
76	light brown walnut	+\$0
8Q	folkstone grey (CP)	+\$0
91	white (CP)	+\$0
98	studio white (CP)	+\$0
CL	cool grey neutral	+\$0
HF	inner tone light	+\$0
HP	light anigre	+\$0
LBA	clear on ash (CP)	+\$0
LBB	oak on ash (CP)	+\$0
LBC	walnut on ash (CP)	+\$0
LBF	neutral twill	+\$0
LBJ	graphite twill	+\$0
LBQ	white twill	+\$0
LBR	phantom ecru <input type="checkbox"/>	+\$0
LBS	phantom cocoa <input type="checkbox"/>	+\$0
LBU	medium matte walnut (CP) <input type="checkbox"/>	+\$0
LBV	warm grey teak <input type="checkbox"/>	+\$0
LT	light tone	+\$0
LU	soft white	+\$0
WL	warm stone (CP)	+\$0
WN	warm grey neutral	+\$0

## Step 10. Pull Finish

### For arc pull (A)

NH	brushed nickel	+\$0
NK	black nickel	+\$0

## Metallic Paint

### For bar pull (K) or flush pull (U)

611	beige mist metallic (CP) <input type="checkbox"/>	+\$0
613	silver (CP) <input type="checkbox"/>	+\$0
SNA	satin aluminum <input type="checkbox"/>	+\$10
SNB	satin bronze <input type="checkbox"/>	+\$10
SNC	satin carbon <input type="checkbox"/>	+\$10

## Sand Texture Paint

### For bar pull (K) or flush pull (U)

BK	black <input type="checkbox"/>	+\$0
UBK	ultra black (CP) <input type="checkbox"/>	+\$0

## Smooth Paint

### For bar pull (K) or flush pull (U)

8Q	folkstone grey (CP) <input type="checkbox"/>	+\$0
91	white (CP) <input type="checkbox"/>	+\$0
98	studio white (CP) <input type="checkbox"/>	+\$0
G1	graphite (CP) <input type="checkbox"/>	+\$0
WL	warm stone (CP) <input type="checkbox"/>	+\$0

## Step 11. Foot Finish

### For foot (5) or c-foot (9)

## Metallic Paint

611	beige mist metallic (CP) <input type="checkbox"/>	+\$0
613	silver (CP) <input type="checkbox"/>	+\$0
EH	metallic bronze <input type="checkbox"/>	+\$0
SNA	satin aluminum <input type="checkbox"/>	+\$10
SNB	satin bronze <input type="checkbox"/>	+\$10
SNC	satin carbon <input type="checkbox"/>	+\$10

## Sand Texture Paint

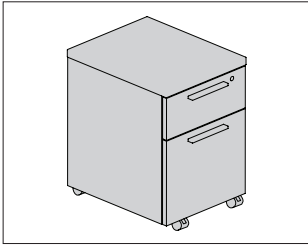
8Q	folkstone grey (CP) <input type="checkbox"/>	+\$0
91	white (CP) <input type="checkbox"/>	+\$0
98	studio white (CP) <input type="checkbox"/>	+\$0
BK	black <input type="checkbox"/>	+\$0
CL	cool grey neutral <input type="checkbox"/>	+\$0
G1	graphite (CP) <input type="checkbox"/>	+\$0
UBK	ultra black (CP) <input type="checkbox"/>	+\$0
WL	warm stone (CP) <input type="checkbox"/>	+\$0
WN	warm grey neutral <input type="checkbox"/>	+\$0

## Step 12. Counterweight

NO	no counterweight	+\$0
CB	counterweight	+\$50

## Step 13. Lock Option

KA	keyed alike	+\$0
KC	keyed differently, chrome	+\$0
KD	keyed differently, black	+\$0



### Product Information

#### Description

This mobile pedestal fits below a hanging or freestanding work surface. It has an all-laminate case with laminate fronts, applied metal pulls, and black umber casters. It has 1 box drawer and 1 file drawer. Counterweight is included.

Actual pedestal depth is 19 $\frac{7}{8}$ ". Actual pedestal width is 15". Actual pedestal height is 22" with  $\frac{3}{4}$ " laminate top.

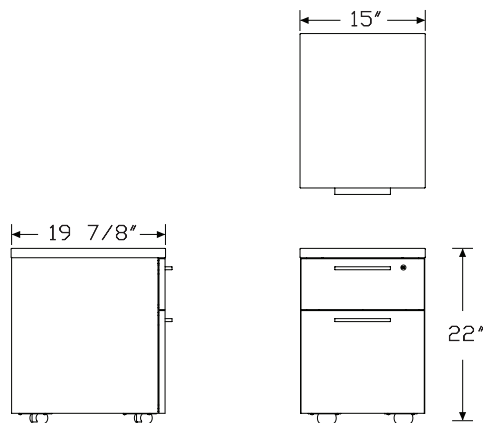
Box drawers and file drawers have full-extension slides and hold front-to-back letter-sized hanging files. Specify a file converter for side-to-side filing.

#### Notes

Order optional accessories separately:

- Add-on cushion top (L2SC.PD)
- Pencil tray (L2UT.906)
- File converter (L29P.15)

#### Dimensions



### Specification Information

#### Step 1.

**L2PM.** A

#### Step 2. Depth

**20** 20" deep +\$0

#### Step 3. Configuration

**BF** box/file +\$1578

#### Step 4. Case/Front Material

**H** high-pressure laminate with thermoplastic edge A +\$327

**L** thermally-fused laminate with thermoplastic edge +\$0

#### Step 5. Top Material

*For high-pressure laminate with thermoplastic edge (H) or thermally-fused laminate with thermoplastic edge (L)*

**02**  $\frac{3}{4}$ " thermally-fused laminate with thermoplastic edge +\$0

**06** 1 $\frac{1}{4}$ " high-pressure laminate with thermoplastic edge A +\$117

**08** 1 $\frac{1}{8}$ " high-pressure laminate with thermoplastic edge A +\$117

**11**  $\frac{3}{4}$ " high-pressure laminate with thermoplastic edge A +\$117

#### Step 6. Pull Type

**A** arc pull +\$0

**K** bar pull +\$0

**U** flush pull A +\$0

#### Step 7. Interior Drawer Material

**M** metal +\$0

#### Step 8. Case/Front Finish

*For thermally-fused laminate with thermoplastic edge (L)*

**8Q** folkstone grey (CP) +\$0

**91** white (CP) +\$0

**98** studio white (CP) +\$0

**CL** cool grey neutral +\$0

**LU** soft white +\$0

**WL** warm stone (CP) +\$0

**WN** warm grey neutral +\$0

*For thermally-fused laminate with thermoplastic edge (L)*

**LBF** neutral twill +\$0

**LBJ** graphite twill +\$0

**LBQ** white twill +\$0

## For thermally-fused laminate with thermoplastic edge (L)

125	natural maple (CP) <input type="checkbox"/>	+\$0
126	natural cherry (CP) <input type="checkbox"/>	+\$0
127	walnut (CP) <input type="checkbox"/>	+\$0
139	light ash (CP) <input type="checkbox"/>	+\$0
140	warm ash (CP) <input type="checkbox"/>	+\$0
76	light brown walnut	+\$0
HP	light anigre	+\$0
LBA	clear on ash (CP)	+\$0
LBR	phantom ecru	+\$0
LBS	phantom cocoa	+\$0
LBU	medium matte walnut (CP)	+\$0
LBV	warm grey teak	+\$0
LBB	oak on ash (CP)	+\$0
LBC	walnut on ash (CP)	+\$0

## For high-pressure laminate with thermoplastic edge (H)

125	natural maple (CP) <input type="checkbox"/>	+\$0
126	natural cherry (CP) <input type="checkbox"/>	+\$0
127	walnut (CP) <input type="checkbox"/>	+\$0
139	light ash (CP) <input type="checkbox"/>	+\$0
140	warm ash (CP) <input type="checkbox"/>	+\$0
76	light brown walnut	+\$0
8Q	folkstone grey (CP)	+\$0
91	white (CP)	+\$0
98	studio white (CP)	+\$0
CL	cool grey neutral	+\$0
HF	inner tone light	+\$0
HP	light anigre	+\$0
LBA	clear on ash (CP)	+\$0
LBB	oak on ash (CP)	+\$0
LBC	walnut on ash (CP)	+\$0
LBF	neutral twill	+\$0
LBJ	graphite twill	+\$0
LBQ	white twill	+\$0
LBR	phantom ecru <input type="checkbox"/>	+\$0
LBS	phantom cocoa <input type="checkbox"/>	+\$0
LBU	medium matte walnut (CP) <input type="checkbox"/>	+\$0
LBV	warm grey teak <input type="checkbox"/>	+\$0
LT	light tone	+\$0
LU	soft white	+\$0
WL	warm stone (CP)	+\$0
WN	warm grey neutral	+\$0

## Step 9. Top/Edge Finish

## For 3/4" thermally-fused laminate with thermoplastic edge (02)

8Q	folkstone grey (CP)	+\$0
91	white (CP)	+\$0
98	studio white (CP)	+\$0
CL	cool grey neutral	+\$0
LU	soft white	+\$0
WL	warm stone (CP)	+\$0
WN	warm grey neutral	+\$0

## For 3/4" thermally-fused laminate with thermoplastic edge (02)

LBF	neutral twill	+\$0
LBJ	graphite twill	+\$0
LBQ	white twill	+\$0

## For 3/4" thermally-fused laminate with thermoplastic edge (02)

125	natural maple (CP) <input type="checkbox"/>	+\$0
126	natural cherry (CP) <input type="checkbox"/>	+\$0
127	walnut (CP) <input type="checkbox"/>	+\$0
139	light ash (CP) <input type="checkbox"/>	+\$0
140	warm ash (CP) <input type="checkbox"/>	+\$0
76	light brown walnut	+\$0
HP	light anigre	+\$0
LBA	clear on ash (CP)	+\$0
LBR	phantom ecru	+\$0
LBS	phantom cocoa	+\$0
LBU	medium matte walnut (CP)	+\$0
LBV	warm grey teak	+\$0
LBB	oak on ash (CP)	+\$0
LBC	walnut on ash (CP)	+\$0

For 1¼" high-pressure laminate with thermoplastic edge (06), 1⅝" high-pressure laminate with thermoplastic edge (08), or ¾" high-pressure laminate with thermoplastic edge (11)

125	natural maple (CP) <input type="checkbox"/>	+\$0
126	natural cherry (CP) <input type="checkbox"/>	+\$0
127	walnut (CP) <input type="checkbox"/>	+\$0
139	light ash (CP) <input type="checkbox"/>	+\$0
140	warm ash (CP) <input type="checkbox"/>	+\$0
76	light brown walnut	+\$0
8Q	folkstone grey (CP)	+\$0
91	white (CP)	+\$0
98	studio white (CP)	+\$0
CL	cool grey neutral	+\$0
HF	inner tone light	+\$0
HP	light anigre	+\$0
LBA	clear on ash (CP)	+\$0
LBB	oak on ash (CP)	+\$0
LBC	walnut on ash (CP)	+\$0
LBF	neutral twill	+\$0
LBJ	graphite twill	+\$0
LBQ	white twill	+\$0
LBR	phantom ecru <input type="checkbox"/>	+\$0
LBS	phantom cocoa <input type="checkbox"/>	+\$0
LBU	medium matte walnut (CP) <input type="checkbox"/>	+\$0
LBV	warm grey teak <input type="checkbox"/>	+\$0
LT	light tone	+\$0
LU	soft white	+\$0
WL	warm stone (CP)	+\$0
WN	warm grey neutral	+\$0

#### Step 10. Pull Finish

For arc pull (A)

NH	brushed nickel	+\$0
NK	black nickel	+\$0

#### Metallic Paint

For bar pull (K) or flush pull (U)

611	beige mist metallic (CP) <input type="checkbox"/>	+\$0
613	silver (CP) <input type="checkbox"/>	+\$0

#### Sand Texture Paint

For bar pull (K) or flush pull (U)

BK	black <input type="checkbox"/>	+\$0
UBK	ultra black (CP) <input type="checkbox"/>	+\$0

#### Smooth Paint

For bar pull (K) or flush pull (U)

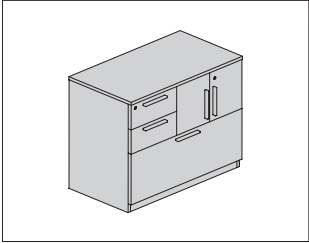
8Q	folkstone grey (CP) <input type="checkbox"/>	+\$0
91	white (CP) <input type="checkbox"/>	+\$0
98	studio white (CP) <input type="checkbox"/>	+\$0
G1	graphite (CP) <input type="checkbox"/>	+\$0
SNA	satin aluminum <input type="checkbox"/>	+\$10
SNB	satin bronze <input type="checkbox"/>	+\$10
SNC	satin carbon <input type="checkbox"/>	+\$10
WL	warm stone (CP) <input type="checkbox"/>	+\$0

#### Step 11. Lock Option

KA	keyed alike	+\$0
KC	keyed differently, chrome	+\$0
KD	keyed differently, black	+\$0

Combination Pedestal

L2CP.



Product Information

Description

This extended width pedestal attaches under a work surface on the left or right side to provide support and eliminate the need for a cantilever. It is available in 2 widths and 2 depths. It has an all-laminate case with laminate fronts, applied metal pulls, 2"-high recessed base, base with front to floor, or 2"-high foot with 1" leveling glides, and comes with or without a top. A counterweight and top are required when specified in a freestanding application.

Actual pedestal width is 29 7/8" (30) or 35 7/8" (36).

Actual pedestal depth is 19 7/8" (20) or 23 7/8" (24).

Actual pedestal height is 27 1/4", or 28 1/2" with optional 1 1/4" laminate top.

This combination unit has 2 box drawers, 1 large file drawer, and 1 storage area with door or open and drawers. Drawers have full-extension slides and accommodate side-to-side letter filing.

Notes

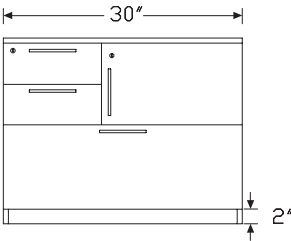
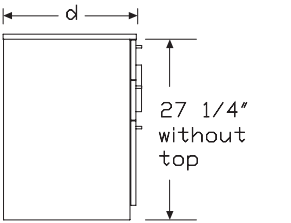
For use with Layout Studio® or Canvas Office Landscape®, specify 1 1/8" thick top or 1 1/4" thick top.

When specified in a freestanding application, counterweight (CB) and 3/4", 1 1/8" or 1 1/4" top are required.

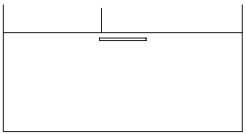
For front-to-back filing of letter- or legal-size hanging files, order optional file converter (L29P.15) separately. Specify 2 converters per drawer.

For keyed-alike locks, order lock plugs separately. See Keyed-Alike Information in appendices.

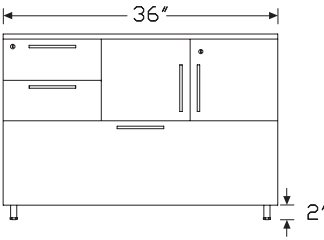
Dimensions



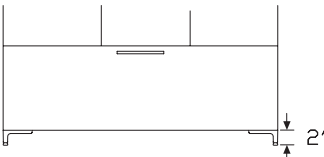
Base



Base with front to floor



Foot



C-Foot

Specification Information		
Step 1.		
<b>L2CP.</b>	<input type="checkbox"/>	
Step 2. Width		
<b>30</b>	30" wide	+\$831
<b>36</b>	36" wide	+\$997
Step 3. Depth		
<b>20</b>	20" deep	+\$0
<b>24</b>	24" deep	+\$112
Step 4. Base/Foot Height		
<b>1</b>	base	+\$0
<b>3</b>	base with fronts to floor	+\$18
<b>5</b>	tube foot <input type="checkbox"/>	+\$147
<b>9</b>	c-foot	+\$189
Step 5. Configuration		
<i>For 30" wide (30)</i>		
<b>DL</b>	door left, box/box right	+\$1517
<b>DR</b>	door right, box/box left	+\$1517
<b>OL</b>	open left, box/box right	+\$1394
<b>OR</b>	open right, box/box left	+\$1394
<i>For 36" wide (36)</i>		
<b>DL</b>	door left, box/box right	+\$1532
<b>DR</b>	door right, box/box left	+\$1532
<b>OL</b>	open left, box/box right	+\$1415
<b>OR</b>	open right, box/box left	+\$1410
Step 6. Case/Front Material		
<b>L</b>	thermally-fused laminate	+\$0
Step 7. Top Material		
<i>For thermally-fused laminate (L)</i>		
<b>NT</b>	no top	-\$12
<b>02</b>	¾" thermally-fused laminate with thermoplastic edge	+\$0
<b>08</b>	1½" high-pressure laminate with thermoplastic edge	+\$117
<b>06</b>	1¼" high-pressure laminate with thermoplastic edge	+\$117
Step 8. Pull Type		
<b>A</b>	arc pull	+\$0
<b>K</b>	bar pull	+\$0
<b>U</b>	flush pull	+\$0

Step 9. Interior Drawer Material		
<b>M</b>	metal	+\$0
Step 10. Case/Front Finish		
Solid-Color Laminate		
<b>8Q</b>	folkstone grey (CP)	+\$0
<b>91</b>	white (CP)	+\$0
<b>98</b>	studio white (CP)	+\$0
<b>CL</b>	cool grey neutral	+\$0
<b>LU</b>	soft white	+\$0
<b>WL</b>	warm stone (CP)	+\$0
<b>WN</b>	warm grey neutral	+\$0
Twill Laminate		
<b>LBF</b>	neutral twill	+\$0
<b>LBJ</b>	graphite twill	+\$0
<b>LBQ</b>	white twill	+\$0
Wood-Grain Laminate		
<b>125</b>	natural maple (CP) <input type="checkbox"/>	+\$0
<b>126</b>	natural cherry (CP) <input type="checkbox"/>	+\$0
<b>127</b>	walnut (CP) <input type="checkbox"/>	+\$0
<b>139</b>	light ash (CP) <input type="checkbox"/>	+\$0
<b>140</b>	warm ash (CP) <input type="checkbox"/>	+\$0
<b>76</b>	light brown walnut	+\$0
<b>HP</b>	light anigre	+\$0
<b>LBA</b>	clear on ash (CP)	+\$0
<b>LBR</b>	phantom ecru	+\$0
<b>LBS</b>	phantom cocoa	+\$0
<b>LBU</b>	medium matte walnut (CP)	+\$0
<b>LBV</b>	warm grey teak	+\$0
<b>LBB</b>	oak on ash (CP)	+\$0
<b>LBC</b>	walnut on ash (CP)	+\$0

## Step 11. Top/Edge Finish

*For 3/4" thermally-fused laminate with thermoplastic edge (02), 1 1/8" high-pressure laminate with thermoplastic edge (08), or 1 1/4" high-pressure laminate with thermoplastic edge (06)*

## Solid-Color Laminate

<b>8Q</b>	folkstone grey (CP)	+\$0
<b>91</b>	white (CP)	+\$0
<b>98</b>	studio white (CP)	+\$0
<b>CL</b>	cool grey neutral	+\$0
<b>LU</b>	soft white	+\$0
<b>WL</b>	warm stone (CP)	+\$0
<b>WN</b>	warm grey neutral	+\$0

## Twill Laminate

<b>LBF</b>	neutral twill	+\$0
<b>LBJ</b>	graphite twill	+\$0
<b>LBQ</b>	white twill	+\$0

## Wood-Grain Laminate

<b>125</b>	natural maple (CP) <span>A</span>	+\$0
<b>126</b>	natural cherry (CP) <span>A</span>	+\$0
<b>127</b>	walnut (CP) <span>A</span>	+\$0
<b>139</b>	light ash (CP) <span>A</span>	+\$0
<b>140</b>	warm ash (CP) <span>A</span>	+\$0
<b>76</b>	light brown walnut	+\$0
<b>HP</b>	light anigre	+\$0
<b>LBA</b>	clear on ash (CP)	+\$0
<b>LBR</b>	phantom ecru	+\$0
<b>LBS</b>	phantom cocoa	+\$0
<b>LBU</b>	medium matte walnut (CP)	+\$0
<b>LBV</b>	warm grey teak	+\$0
<b>LBB</b>	oak on ash (CP)	+\$0
<b>LBC</b>	walnut on ash (CP)	+\$0

## Step 12. Pull Finish

*For arc pull (A)*

<b>NH</b>	brushed nickel	+\$0
<b>NK</b>	black nickel	+\$0

## Metallic Paint

*For bar pull (K) or flush pull (U)*

<b>611</b>	beige mist metallic (CP) <span>A</span>	+\$0
<b>613</b>	silver (CP) <span>A</span>	+\$0
<b>SNA</b>	satin aluminum <span>A</span>	+\$10
<b>SNB</b>	satin bronze <span>A</span>	+\$10
<b>SNC</b>	satin carbon <span>A</span>	+\$10

## Sand Texture Paint

*For bar pull (K) or flush pull (U)*

<b>BK</b>	black <span>A</span>	+\$0
<b>UBK</b>	ultra black (CP) <span>A</span>	+\$0

## Smooth Paint

*For bar pull (K) or flush pull (U)*

<b>8Q</b>	folkstone grey (CP) <span>A</span>	+\$0
<b>91</b>	white (CP) <span>A</span>	+\$0
<b>98</b>	studio white (CP) <span>A</span>	+\$0
<b>G1</b>	graphite (CP) <span>A</span>	+\$0
<b>WL</b>	warm stone (CP) <span>A</span>	+\$0

## Step 13. Foot Finish

*For tube foot (5) or c-foot (9)*

<b>611</b>	beige mist metallic (CP) <span>A</span>	+\$0
<b>613</b>	silver (CP) <span>A</span>	+\$0
<b>EH</b>	metallic bronze <span>A</span>	+\$0
<b>SNA</b>	satin aluminum <span>A</span>	+\$10
<b>SNB</b>	satin bronze <span>A</span>	+\$10
<b>SNC</b>	satin carbon <span>A</span>	+\$10

## Sand Texture Paint

<b>8Q</b>	folkstone grey (CP) <span>A</span>	+\$0
<b>91</b>	white (CP) <span>A</span>	+\$0
<b>BK</b>	black <span>A</span>	+\$0
<b>CL</b>	cool grey neutral <span>A</span>	+\$0
<b>G1</b>	graphite (CP) <span>A</span>	+\$0
<b>UBK</b>	ultra black (CP) <span>A</span>	+\$0
<b>WL</b>	warm stone (CP) <span>A</span>	+\$0
<b>WN</b>	warm grey neutral <span>A</span>	+\$0

## Step 14. Counterweight

<b>NO</b>	no counterweight (must gang or anchor)	+\$0
<b>CB</b>	counterweight (recommended)	+\$50

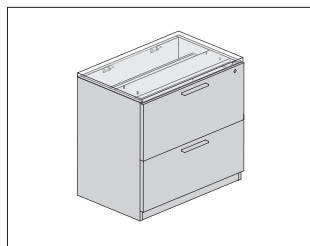
Tu® Wood Pedestals

Step 15. Lock Option		
KA	keyed alike	+\$0
KC	keyed differently, chrome	+\$0
KD	keyed differently, black	+\$0



# Extended Width Surface-Attached Pedestal

L2EW.



## Product Information

### Description

This extended width pedestal attaches under a work surface on the left or right side to provide support and eliminate the need for a cantilever. It is available in 4 widths and 2 depths. It has an all-laminate case with laminate fronts, applied metal pulls, 2"-high recessed base, base with front to floor, or 2"-high foot with 1" leveling glides, and comes with or without a top. Tops are available in 3/4", 1 1/8", and 1 1/4" thicknesses. A counterweight and top are required when specified in a freestanding application.

Actual pedestal case depth is 18 7/8" (20) or 21 7/8" (24). Fronts add 1" to case depth.

Actual pedestal width is 23 7/8" (24), 29 7/8" (30), 35 7/8" (36), or 41 7/8" (42).

Actual pedestal height is 27 1/4", or 28 1/2" with optional 1 1/4" laminate top.

The file/file unit (FF) has 2 file drawers with positive interlock system that permits only 1 drawer to open at a time. Drawers have full-extension slides and accommodate side-to-side letter filing. Specify optional file converter for front-to-back filing of letter or legal hanging files. Specify 2 converters per drawer.

The open unit with shelf (OS) is an open cabinet with 1 laminate adjustable shelf. Shelf has 3 locations and adjusts in 1 1/4" increments. Actual cabinet depth is 18 7/8" (20) or 21 7/8" (24).

The unit with doors and shelf (DS) has 2 laminate doors that enclose a cabinet with one laminate adjustable shelf. Shelf has 3 locations and adjusts in 1 1/4" increments.

### Notes

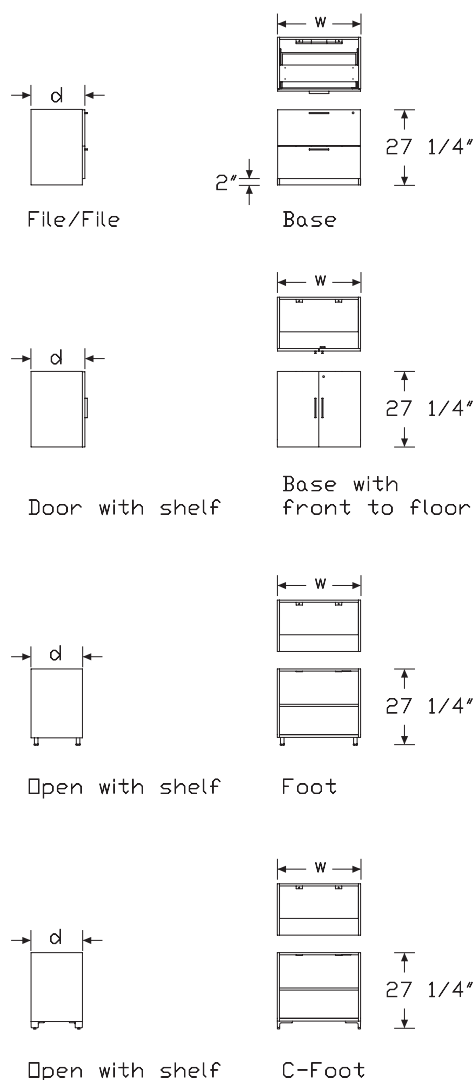
Dimensional illustrations do not include all possible configurations.

Order optional accessories separately:

- Storage top (L2ST.)
- File converter (L29P.15)

For keyed-alike locks, order lock plugs separately. See Keyed-Alike information in Appendices.

## Dimensions



# Extended Width Surface-Attached Pedestal *continued*

Tu® Wood Pedestals

Specification Information			
Step 1.			
<b>L2EW.</b>			
Step 2. Width			
24	24" wide		+\$898
30	30" wide		+\$1001
36	36" wide		+\$1108
42	42" wide		+\$1194
Step 3. Depth			
20	20" deep		+\$0
24	24" deep		+\$117
Step 4. Base/Foot Height			
1	base		+\$0
3	base with fronts to floor		+\$19
5	tube foot <span style="border: 1px solid black; padding: 0 2px;">A</span>		+\$157
9	c-foot		+\$204
Step 5. Configuration			
<i>For 24" wide (24), 30" wide (30), or 36" wide (36)</i>			
OP	open with shelf		+\$254
DS	doors with shelf		+\$645
OF	open/file		+\$808
OBF	open/box/file		+\$855
FF	file/file		+\$855
BBF	box/box/file		+\$982
<i>For 42" wide (42)</i>			
OF	open/file		+\$903
OBF	open/box/file		+\$957
FF	file/file		+\$957
BBF	box/box/file		+\$1085
Step 6. Case/Front Material			
<i>For 24" wide (24) with file/file (FF) or box/box/file (BBF)</i>			
H	high-pressure laminate with thermoplastic edge <span style="border: 1px solid black; padding: 0 2px;">A</span>		+\$410
L	thermally-fused laminate with thermoplastic edge		+\$0
<i>For 24" wide (24) with open/file (OF), open with shelf (OP), or open/box/file (OBF)</i>			
H	high-pressure laminate with thermoplastic edge <span style="border: 1px solid black; padding: 0 2px;">A</span>		+\$410
L	thermally-fused laminate with thermoplastic edge		+\$0

<i>For 24" wide (24) with doors with shelf (DS)</i>			
H	high-pressure laminate with thermoplastic edge <span style="border: 1px solid black; padding: 0 2px;">A</span>		+\$410
L	thermally-fused laminate with thermoplastic edge		+\$0
<i>For 30" wide (30), 36" wide (36), or 42" wide (42) with file/file (FF) or box/box/file (BBF)</i>			
H	high-pressure laminate with thermoplastic edge <span style="border: 1px solid black; padding: 0 2px;">A</span>		+\$410
L	thermally-fused laminate with thermoplastic edge		+\$0
<i>For 30" wide (30), 36" wide (36), or 42" wide (42) with open/file (OF), open with shelf (OP), or open/box/file (OBF)</i>			
H	high-pressure laminate with thermoplastic edge <span style="border: 1px solid black; padding: 0 2px;">A</span>		+\$410
L	thermally-fused laminate with thermoplastic edge		+\$0
<i>For 30" wide (30), 36" wide (36), or 42" wide (42) with doors with shelf (DS)</i>			
H	high-pressure laminate with thermoplastic edge <span style="border: 1px solid black; padding: 0 2px;">A</span>		+\$410
L	thermally-fused laminate with thermoplastic edge		+\$0
Step 7. Pull Type			
<i>For open/file (OF), doors with shelf (DS), open/box/file (OBF), file/file (FF), or box/box/file (BBF)</i>			
A	arc pull		+\$0
K	bar pull		+\$0
U	flush pull		+\$0
<i>For open with shelf (OP)</i>			
N	no pull		+\$0
Step 8. Interior Drawer Material			
<i>For open/file (OF), open/box/file (OBF), file/file (FF), or box/box/file (BBF)</i>			
M	metal		+\$0
Step 9. Case/Front Finish			
<i>For thermally-fused laminate with thermoplastic edge (L)</i>			
8Q	folkstone grey (CP)		+\$0
91	white (CP)		+\$0
98	studio white (CP)		+\$0
CL	cool grey neutral		+\$0
LU	soft white		+\$0
WL	warm stone (CP)		+\$0
WN	warm grey neutral		+\$0

# Extended Width Surface-Attached Pedestal *continued*

## For thermally-fused laminate with thermoplastic edge (L)

<b>LBF</b>	neutral twill	+\$0
<b>LBJ</b>	graphite twill	+\$0
<b>LBQ</b>	white twill	+\$0

## For thermally-fused laminate with thermoplastic edge (L)

<b>125</b>	natural maple (CP)	+\$0
<b>126</b>	natural cherry (CP)	+\$0
<b>127</b>	walnut (CP)	+\$0
<b>139</b>	light ash (CP)	+\$0
<b>140</b>	warm ash (CP)	+\$0
<b>76</b>	light brown walnut	+\$0
<b>HP</b>	light anigre	+\$0
<b>LBA</b>	clear on ash (CP)	+\$0
<b>LBR</b>	phantom ecru	+\$0
<b>LBS</b>	phantom cocoa	+\$0
<b>LBU</b>	medium matte walnut (CP)	+\$0
<b>LBV</b>	warm grey teak	+\$0
<b>LBB</b>	oak on ash (CP)	+\$0
<b>LBC</b>	walnut on ash (CP)	+\$0

## For high-pressure laminate with thermoplastic edge (H)

<b>125</b>	natural maple (CP)	+\$0
<b>126</b>	natural cherry (CP)	+\$0
<b>127</b>	walnut (CP)	+\$0
<b>139</b>	light ash (CP)	+\$0
<b>140</b>	warm ash (CP)	+\$0
<b>76</b>	light brown walnut	+\$0
<b>8Q</b>	folkstone grey (CP)	+\$0
<b>91</b>	white (CP)	+\$0
<b>98</b>	studio white (CP)	+\$0
<b>HF</b>	inner tone light	+\$0
<b>HP</b>	light anigre	+\$0
<b>LBA</b>	clear on ash (CP)	+\$0
<b>LBB</b>	oak on ash (CP)	+\$0
<b>LBC</b>	walnut on ash (CP)	+\$0
<b>LBF</b>	neutral twill	+\$0
<b>LBJ</b>	graphite twill	+\$0
<b>LBQ</b>	white twill	+\$0
<b>LBR</b>	phantom ecru <span style="border: 1px solid black; padding: 0 2px;">A</span>	+\$0
<b>LBS</b>	phantom cocoa <span style="border: 1px solid black; padding: 0 2px;">A</span>	+\$0
<b>LBU</b>	medium matte walnut (CP) <span style="border: 1px solid black; padding: 0 2px;">A</span>	+\$0
<b>LBV</b>	warm grey teak <span style="border: 1px solid black; padding: 0 2px;">A</span>	+\$0
<b>LT</b>	light tone	+\$0
<b>LU</b>	soft white	+\$0
<b>WL</b>	warm stone (CP)	+\$0
<b>WN</b>	warm grey neutral	+\$0

## Step 10. Pull Finish

### For arc pull (A)

<b>NH</b>	brushed nickel	+\$0
<b>NK</b>	black nickel	+\$0

### Metallic Paint

#### For bar pull (K) or flush pull (U)

<b>611</b>	beige mist metallic (CP)	+\$0
<b>613</b>	silver (CP)	+\$0
<b>SNA</b>	satin aluminum	+\$10
<b>SNB</b>	satin bronze	+\$10
<b>SNC</b>	satin carbon	+\$10

### Sand Texture Paint

#### For bar pull (K) or flush pull (U)

<b>BK</b>	black <span style="border: 1px solid black; padding: 0 2px;">A</span>	+\$0
<b>UBK</b>	ultra black (CP)	+\$0

### Smooth Paint

#### For bar pull (K) or flush pull (U)

<b>8Q</b>	folkstone grey (CP) <span style="border: 1px solid black; padding: 0 2px;">A</span>	+\$0
<b>91</b>	white (CP) <span style="border: 1px solid black; padding: 0 2px;">A</span>	+\$0
<b>98</b>	studio white (CP) <span style="border: 1px solid black; padding: 0 2px;">A</span>	+\$0
<b>G1</b>	graphite (CP) <span style="border: 1px solid black; padding: 0 2px;">A</span>	+\$0
<b>WL</b>	warm stone (CP) <span style="border: 1px solid black; padding: 0 2px;">A</span>	+\$0

## Step 11. Foot Finish

### For tube foot (5) or c-foot (9)

### Metallic Paint

<b>611</b>	beige mist metallic (CP)	+\$0
<b>613</b>	silver (CP)	+\$0
<b>EH</b>	metallic bronze <span style="border: 1px solid black; padding: 0 2px;">A</span>	+\$0
<b>SNA</b>	satin aluminum	+\$10
<b>SNB</b>	satin bronze	+\$10
<b>SNC</b>	satin carbon	+\$10

## Extended Width Surface-Attached Pedestal *continued*

**Tu® Wood Pedestals**

### Sand Texture Paint

<b>8Q</b>	folkstone grey (CP) <input type="checkbox"/> A	+\$0
<b>91</b>	white (CP) <input type="checkbox"/> A	+\$0
<b>98</b>	studio white (CP) <input type="checkbox"/> A	+\$0
<b>BK</b>	black <input type="checkbox"/> A	+\$0
<b>CL</b>	cool grey neutral <input type="checkbox"/> A	+\$0
<b>G1</b>	graphite (CP) <input type="checkbox"/> A	+\$0
<b>UBK</b>	ultra black (CP)	+\$0
<b>WL</b>	warm stone (CP) <input type="checkbox"/> A	+\$0
<b>WN</b>	warm grey neutral <input type="checkbox"/> A	+\$0

### Step 12. Counterweight

*For open/file (OF), open/box/file (OBF), file/file (FF), or box/box/file (BBF)*

<b>NO</b>	no counterweight	+\$0
<b>CB</b>	counterweight	+\$50

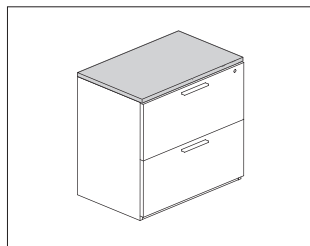
*For open with shelf (OP) or doors with shelf (DS)*

<b>NO</b>	no counterweight	+\$0
-----------	------------------	------

### Step 13. Lock Option

*For open/file (OF), doors with shelf (DS), open/box/file (OBF), file/file (FF), or box/box/file (BBF)*

<b>KA</b>	keyed alike	+\$0
<b>KC</b>	keyed differently, chrome	+\$0
<b>KD</b>	keyed differently, black	+\$0



### Product Information

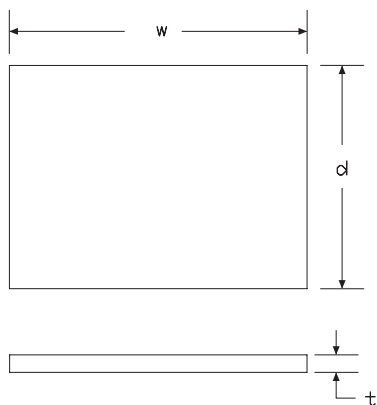
#### Description

This file top attaches to a surface-attached pedestal or an extended-width surface-attached pedestal. It has a laminate top with thermoplastic edge or veneer top with veneer edge.

#### Notes

For use with Layout Studio® or Canvas Office Landscape®, specify 1⅞" thick top or 1¼" thick top.

#### Dimensions



### Specification Information

#### Step 1.

#### L2ST.

#### Step 2. Width

015	15" wide	+\$188
024	24" wide	+\$210
030	30" wide	+\$232
036	36" wide	+\$307
042	42" wide	+\$330
048	48" wide	+\$359
060	60" wide	+\$388
066	66" wide	+\$410
072	72" wide	+\$431

#### Step 3. Depth

20	20" deep	+\$0
24	24" deep	+\$20

#### Step 4. Top Material

For 15" wide (015), 24" wide (024), 30" wide (030), 36" wide (036), or 42" wide (042)

2	¾" thermally-fused laminate top	+\$0
8	1⅞" high-pressure laminate top	+\$117
6	1¼" high - pressure laminate top	+\$117
5	¾" veneer	+\$226
9	1⅞" veneer	+\$346
7	1¼" veneer	+\$346

For 60" wide (060), 66" wide (066), or 72" wide (072)

2	¾" thermally-fused laminate top	+\$0
8	1⅞" high-pressure laminate top	+\$188
6	1¼" high - pressure laminate top	+\$188
5	¾" veneer	+\$389
9	1⅞" veneer	+\$569
7	1¼" veneer	+\$569

For 48" wide (048)

2	¾" thermally-fused laminate top	+\$0
8	1⅞" high-pressure laminate top	+\$153
6	1¼" high - pressure laminate top	+\$153
5	¾" veneer	+\$308
9	1⅞" veneer	+\$456
7	1¼" veneer	+\$456

## Step 5. Surface Finish

## Solid-Color Laminate

For ¾" thermally-fused laminate top (2), 1⅝" high-pressure laminate top (8),  
or 1¼" high - pressure laminate top (6)

<b>8Q</b>	folkstone grey (CP) <input type="checkbox"/> A	+\$0
<b>91</b>	white (CP) <input type="checkbox"/> A	+\$0
<b>98</b>	studio white (CP) <input type="checkbox"/> A	+\$0
<b>CL</b>	cool grey neutral <input type="checkbox"/> A	+\$0
<b>LU</b>	soft white <input type="checkbox"/> A	+\$0
<b>WL</b>	warm stone (CP) <input type="checkbox"/> A	+\$0
<b>WN</b>	warm grey neutral <input type="checkbox"/> A	+\$0

## Wood-Grain Laminate

For ¾" thermally-fused laminate top (2), 1⅝" high-pressure laminate top (8),  
or 1¼" high - pressure laminate top (6)

<b>125</b>	natural maple (CP)	+\$0
<b>126</b>	natural cherry (CP)	+\$0
<b>127</b>	walnut (CP)	+\$0
<b>139</b>	light ash (CP)	+\$0
<b>140</b>	warm ash (CP)	+\$0
<b>HP</b>	light anigre <input type="checkbox"/> A	+\$0
<b>76</b>	light brown walnut <input type="checkbox"/> A	+\$0
<b>LBA</b>	clear on ash (CP)	+\$0
<b>LBR</b>	phantom ecru <input type="checkbox"/> A	+\$0
<b>LBS</b>	phantom cocoa <input type="checkbox"/> A	+\$0
<b>LBU</b>	medium matte walnut (CP) <input type="checkbox"/> A	+\$0
<b>LBV</b>	warm grey teak <input type="checkbox"/> A	+\$0
<b>LBB</b>	oak on ash (CP) <input type="checkbox"/> A	+\$0
<b>LBC</b>	walnut on ash (CP)	+\$0

## Twill Laminate

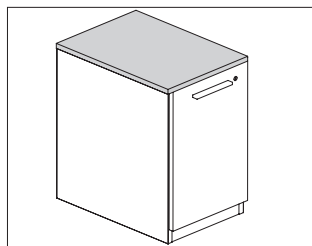
For ¾" thermally-fused laminate top (2), 1⅝" high-pressure laminate top (8),  
or 1¼" high - pressure laminate top (6)

<b>LBF</b>	neutral twill <input type="checkbox"/> A	+\$0
<b>LBJ</b>	graphite twill <input type="checkbox"/> A	+\$0
<b>LBQ</b>	white twill <input type="checkbox"/> A	+\$0

## Wood Veneer

For ¾" veneer (5), 1⅝" veneer (9), or 1¼" veneer (7)

<b>2U</b>	light brown walnut	+\$85
<b>40</b>	dark brown walnut	+\$85
<b>CHD</b>	noble cherry	+\$85
<b>ET</b>	clear on ash	+\$85
<b>EU</b>	oak on ash	+\$85
<b>EV</b>	walnut on ash	+\$85
<b>EW</b>	medium matte walnut	+\$85
<b>UL</b>	natural maple	+\$85
<b>WHN</b>	natural white oak	+\$85



### Product Information

#### Description

This 1" thick cushion attaches to the top of a mobile pedestal to provide temporary guest seating. Attachment hardware included.

#### Notes

Cushion top accepts Customer's Own Material (COM). Yardage is estimated for nondirectional 54"-wide fabrics.

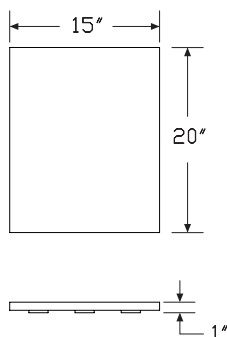
#### Depth—Yardage

20—0.76

24—0.84

For information on multiple quantities or directional fabrics, contact COM Department. See Order Information in Appendices.

### Dimensions



### Specification Information

#### Step 1.

**L2SC.PD** A

#### Step 2. Height

<b>1</b>	1" high	+\$84
----------	---------	-------

#### Step 3. Depth

<b>20</b>	19.88" deep	+\$181
<b>24</b>	22.88" deep	+\$213

#### Step 4. Width

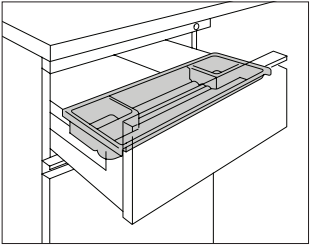
<b>15</b>	15" wide	+\$0
-----------	----------	------

#### Step 5. Cushion Top Fabric

Price Category 1	+\$0
Price Category 10	+\$797
Price Category 2	+\$82
Price Category 3	+\$98
Price Category 5	+\$144
Price Category 7	+\$164
Price Category 8	+\$310
Price Category 9	+\$1140
Price Category B	+\$62
Price Category C	+\$48
Price Category D	+\$61
Price Category E	+\$130
Price Category F	+\$168
Price Category G	+\$218
Price Category H	+\$265
Price Category I	+\$312

Utility Tray Pedestal

L2UT.



Product Information

Description

This plastic tray provides storage for pencils and other small items in a pedestal or credenza box drawer. It hangs side-to-side on pedestal drawer and front-to-back on credenza drawer. Finish is black umber.

Notes

To install tray front-to-back in the box drawer of credenza, order side-to-side filing rail (L2902.) separately.

Dimensions

Specification Information

Step 1.

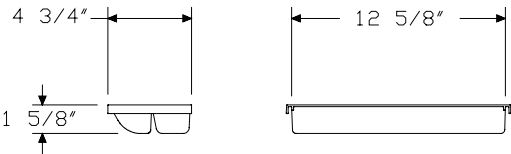
L2UT. A

Step 2. Drawer

906 15" metal drawer A

Prices for Steps 1-2.

L2UT. 906 \$39

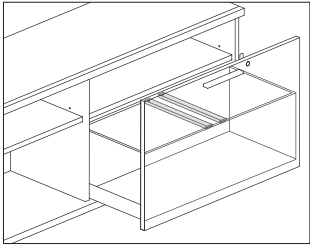


Tu® Wood Pedestals



File Rail

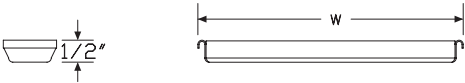

L29P.



Product Information
Description
This file rail provides the capability to file front-to-back in a file/file extended width pedestal or credenza file drawer. Finish is black. Rails are individually packaged.
Notes
Specify 1 rail for each row of front-to-back files to be supported.
Dimensions

Specification Information
Step 1.
L29P. <span>A</span>
Step 2. Depth
15 front to back file rail <span>A</span>
Prices for Steps 1-2.
L29P. 15 \$20

Tu® Wood Pedestals





## Index by Product Name

Action Office® System	
2-Way 90° Connector	page(s) 28, 106
2-Way 90° Connector, Thin Base	119
2-Way 120° Connector	107
2-Way 120° Connector, Thin Base	121
3-3-2 Power Retrofit Kit, 3 Circuit	48
3-Way 90° Connector	32, 111
3-Way 90° Connector, Thin Base	125
3-Way 120° Connector	112
3-Way 120° Connector, Thin Base	127
4-Way 90° Connector	34, 113
4-Way 90° Connector, Thin Base	128
Acoustical Panel	14, 65
Acoustical Panel, Thin Base	85
A-Style Pencil Drawer	248
Base Power Adapter, 4 Circuit	156
Base Power Adapter, 4 Circuit, Thin Base	158
Base Power Entry, Direct Connect, 3 Circuit	40
Base Power Entry, Direct Connect, 4 Circuit	149
Base Power Entry, Junction Box, 4 Circuit	151
Base Power Entry, Junction Box, 4 Circuit, Thin Base	152
B-Style Flipper Door	225
B-Style Flipper Door Back Panel	227
B-Style Flipper Door Unit	222
B-Style Shelf	228
B-Style Storage/Display Shelf	229
B-Style Tackboard	249
Cable/Energy Barrier, Connector	171
Cable Management Assembly	51
Cable Management Trough, Work Surface Suspended	52, 170
Carpet Gripper	19, 73
Ceiling Power Entry, Internal Direct Connect	154
Ceiling Power Entry, Internal Direct Connect, Thin Base	155
C-Leg	207
Coat Hook	245
Communication Port Faceplate Extender	173
Communication Port Faceplate Reducer	172
Component Brace	243
Connector Conversion Base Kit	46
Connect™ S300	167
Controlled Receptacle Decal (12 per sheet)	164
Cord Cleat	209
C-Style Flipper Door	232
C-Style Flipper Door Back Panel	236
C-Style Flipper Door Unit	230
C-Style Shelf	234
Display Clip	252

Display Shelf Adapter, Task Light	254
Door Panel	18, 71
Door Panel, Thin Base	94
Draw Rod	26, 104
Draw Rod, Change of Height	27, 105
Electrical Distributor, Multi-Outlet	50, 166
Fabric-Covered Panel	7, 56
Fabric-Covered Panel, Thin Base	76
Finished End	36, 114
Finished End, Change of Height, Panel/Connector	38, 116
Finished End, Change of Height, Panel/Panel	37, 115
Finished End Conversion Base Kit	47
Finished End, Hingeable	39
Finished End, Thin Base	129
Floor Anchor Bracket, Action Office® Series 1	20
Floor Anchor Bracket, Action Office® Series 2	118
F-Style Shelf	241
F-Style Sliding Door Storage Unit	237
F-Style Storage Unit Back Panel	242
F-Style Upmount Sliding Door Storage Unit	239
Hard-Surfaced Panel	5, 53
Hard-Surfaced Panel, Thin Base	74
Harness End Cap	162
Harness Extender, 3 Circuit	43
H-Leg	208
Marker/Eraser Holder	251
Metal Pencil Drawer	247
Open Panel Frame	17, 69
Open Panel Frame, Thin Base	92
Panel Base Power Adapter, 3 Circuit	42
Panel Base Power Kit, 3 Circuit	41
Panel Conversion Base Kit	44
Panel Hinge	35
Panel Pass-Through Power Jumper	160
Partial-Glazed Panel, Thin Base	89
Pencil Drawer	246
Power Entry, Internal Direct Connect, 4 Circuit	150
Power Entry, Receptacle to Receptacle	153
Power Harness Extender, Thin Base	161
Rail Tile	256
Receptacle, 3 Circuit	49
Receptacle, 4 Circuit, 15 Amp (package of 6)	163, 169
Receptacle, 4 Circuit, 20 Amp	165
Seismic Finished End	117
Shelf Divider, Angled	244
Spacer	30, 109
Spacer, Thin Base	123

Squared-Edge 120° Corner Work Surface, 90° Ends	183
Squared-Edge 120° Corner Work Surface, 120° Ends	186
Squared-Edge 120° Link	189
Squared-Edge Concave Corner Work Surface	180
Squared-Edge Corner Transaction Surface	216
Squared-Edge Corner Wedge	199
Squared-Edge Corner Work Surface	178
Squared-Edge D-Shaped Work Surface	197
Squared-Edge Rectangular Peninsula	194
Squared-Edge Rectangular Work Surface	174
Squared-Edge Round-End Peninsula	191
Squared-Edge Transaction Surface, Rectangular End	213
Squared-Edge Transaction Surface, Round/Rectangular End	210
Stacking 2-Way 90° Connector	133
Stacking 2-Way 120° Connector	134
Stacking 3-Way 90° Connector	138
Stacking 3-Way 120° Connector	139
Stacking 4-Way 90° Connector	140
Stacking Fabric-Covered Panel	96
Stacking Finished End	146
Stacking Finished End, Change of Height	148
Stacking Finished End, Thin Base	130
Stacking Glass Panel	98
Stacking L-Connector	142
Stacking L-Connector, Change of Height or End of Run	143
Stacking L-Connector, Low/High Panel	144
Stacking Panel-to-Connector Attachment Kit	145
Stacking Spacer	136
Stacking T-Connector	141
Stacking Wall Start	132
Tackable Acoustical-Barrier Panel	11, 61
Tackable Acoustical-Barrier Panel, Thin Base	81
Toggle Wall Strip Anchor	23, 101
Tool Bar	255
Transaction Surface Support	219
Transaction Surface Support, Change of Height	221
Under Shelf LED Task Light	253
Wall Fastener	22, 100
Wall Filler Strip	25, 103
Wall Start	24, 102
Wall Strip	21, 99
Work Surface Bracket	202
Work Surface Support Panel	205
Work Surface Support Panel, End	203
Work Surface Support Panel, End, Thin Base	204
Work Surface Support Panel, Thin Base	206
Work Surface Support, Single	201

**Tu® Pedestals**

Arc Pull Freestanding Pedestal	page(s) 263
Arc Pull Mobile Pedestal	274
Arc Pull Support Pedestal	296
Arc Pull Surface-Attached Pedestal	285
Arc Pull Suspended Pedestal	305
Bar-Pull Freestanding Pedestal	259
Bar Pull Mobile Pedestal	270
Bar Pull Support Pedestal	292
Bar Pull Surface-Attached Pedestal	281
Bar Pull Suspended Pedestal	303
Combination Pedestal	325
Cushion Top for Pedestals	335
Drawer Divider, Tu® Pedestal	314
Extended Width Surface-Attached Pedestal	329
File Compressor, Tu® Pedestal	318
File Converter, Tu® Pedestal	317
File Drawer Organizer	313
File Rail	337
Mobile Pedestal	322
Pedestal Add-On Cushion Top	310
Stationery Divider, Tu® Pedestal	315
Storage Organizer	312
Storage Tops	333
Surface-Attached Pedestal	319
Utility Tray Pedestal	336
Utility Tray, Tu® Pedestal	316
W-Pull Freestanding Pedestal	267
W-Pull Mobile Pedestal	278
W-Pull Support Pedestal	300
W-Pull Surface-Attached Pedestal	289
W-Pull Suspended Pedestal	308

## Index by Product Number

A1110.	Hard-Surfaced Panel	page(s) 53	A2344.	Squared-Edge 120° Link	189
A1120.	Fabric-Covered Panel	56	A2350.	Squared-Edge Round-End Peninsula	191
A1125.	Tackable Acoustical-Barrier Panel	61	A2352.	Squared-Edge Rectangular Peninsula	194
A1126.	Stacking Fabric-Covered Panel	96	A2355.	Squared-Edge D-Shaped Work Surface	197
A1131.	Acoustical Panel	65	A2380.	Work Surface Support Panel, End	203
A1150.	Open Panel Frame	69	A2381.	C-Leg	207
A1169.	Stacking Glass Panel	98	A2390.	Work Surface Bracket	202
A1191.	Door Panel	71	A2393.	Work Surface Support, Single	201
A1214.	Stacking T-Connector	141	A2394.	H-Leg	208
A1216.	Stacking Wall Start	132	A2820.	Squared-Edge Transaction Surface, Round/Rectangular End	210
A1217.	Stacking L-Connector	142	A2830.	Squared-Edge Transaction Surface, Rectangular End	213
A1218.	Stacking L-Connector, Change of Height or End of Run	143	A2840.	Squared-Edge Corner Transaction Surface	216
A1219.	Stacking L-Connector, Low/High Panel	144	A3210.	B-Style Shelf	228
A1220.	2-Way 90° Connector	106	A3220.	B-Style Storage/Display Shelf	229
A1221.	2-Way 120° Connector	107	A3221.	B-Style Shelf	228
A1226.	Stacking 2-Way 90° Connector	133	A3312.	B-Style Flipper Door	225
A1227.	Stacking 2-Way 120° Connector	134	A3313.		
A1230.	3-Way 90° Connector	111	A3352.	B-Style Flipper Door Unit	222
A1231.	3-Way 120° Connector	112	A3353.		
A1236.	Stacking 3-Way 90° Connector	138	A3390.	B-Style Flipper Door Back Panel	227
A1237.	Stacking 3-Way 120° Connector	139	A3410.	B-Style Tackboard	249
A1240.	4-Way 90° Connector	113	A3610.	Tool Bar	255
A1246.	Stacking 4-Way 90° Connector	140	A3615.	Rail Tile	256
A1250.	Seismic Finished End	117	A3810.	F-Style Sliding Door Storage Unit	237
A1260.	Spacer	109	A3811.	F-Style Shelf	241
A1266.	Stacking Spacer	136	A3812.	F-Style Storage Unit Back Panel	242
A1271.	Finished End	114	A3814.	F-Style Upmount Sliding Door Storage Unit	239
A1276.	Stacking Finished End	146	A8110.	Hard-Surfaced Panel, Thin Base	74
A1277.	Stacking Finished End, Change of Height	148	A8120.	Fabric-Covered Panel, Thin Base	76
A1293.	Stacking Panel-to-Connector Attachment Kit	145	A8125.	Tackable Acoustical-Barrier Panel, Thin Base	81
A1311.	Receptacle, 4 Circuit, 15 Amp (package of 6)	163	A8131.	Acoustical Panel, Thin Base	85
A1322.	Base Power Entry, Direct Connect, 4 Circuit	149	A8150.	Open Panel Frame, Thin Base	92
A1323.	Base Power Entry, Junction Box, 4 Circuit	151	A8164.	Partial-Glazed Panel, Thin Base	89
A1325.	Ceiling Power Entry, Internal Direct Connect	154	A8191.	Door Panel, Thin Base	94
A1342.	Panel Pass-Through Power Jumper	160	A8220.	2-Way 90° Connector, Thin Base	119
A1354.	Base Power Adapter, 4 Circuit	156	A8221.	2-Way 120° Connector, Thin Base	121
A1355.			A8230.	3-Way 90° Connector, Thin Base	125
A1381.	Cable/Energy Barrier, Connector	171	A8231.	3-Way 120° Connector, Thin Base	127
A1910.	Panel Conversion Base Kit	44	A8240.	4-Way 90° Connector, Thin Base	128
A1920.	Connector Conversion Base Kit	46	A8260.	Spacer, Thin Base	123
A1921.			A8271.	Finished End, Thin Base	129
A1924.	Finished End Conversion Base Kit	47	A8276.	Stacking Finished End, Thin Base	130
A2310.	Squared-Edge Rectangular Work Surface	174	A8323.	Base Power Entry, Junction Box, 4 Circuit, Thin Base	152
A2332.	Squared-Edge Corner Work Surface	178	A8325.	Ceiling Power Entry, Internal Direct Connect, Thin Base	155
A2333.	Squared-Edge Concave Corner Work Surface	180	A8342.	Power Harness Extender, Thin Base	161
A2340.	Squared-Edge 120° Corner Work Surface, 90° Ends	183	A8354.	Base Power Adapter, 4 Circuit, Thin Base	158
A2341.	Squared-Edge 120° Corner Work Surface, 120° Ends	186	A8355.		

A8380.	Work Surface Support Panel, End, Thin Base	204
AO110.	Hard-Surfaced Panel	5
AO120.	Fabric-Covered Panel	7
AO125.	Tackable Acoustical-Barrier Panel	11
AO131.	Acoustical Panel	14
AO150.	Open Panel Frame	17
AO191.	Door Panel	18
AO210.	Wall Start	24, 102
AO212.	Wall Filler Strip	25, 103
AO213.	Wall Strip	21, 99
AO215.	Draw Rod	26, 104
AO219.	Draw Rod, Change of Height	27, 105
AO220.	2-Way 90° Connector	28
AO230.	3-Way 90° Connector	32
AO240.	4-Way 90° Connector	34
AO258.	Finished End, Hingeable	39
AO259.	Finished End, Change of Height, Panel/Connector	38, 116
AO260.	Spacer	30
AO270.	Panel Hinge	35
AO271.	Finished End	36
AO272.	Finished End, Change of Height, Panel/Panel	37, 115
AO311.	Receptacle, 3 Circuit	49
AO322.	Base Power Entry, Direct Connect, 3 Circuit	40
AO345.	Harness Extender, 3 Circuit	43
AO355.	Panel Base Power Kit, 3 Circuit	41
AO356.	Panel Base Power Adapter, 3 Circuit	42
AO380.	Cable Management Assembly	51
AO382.	Cable Management Trough, Work Surface Suspended	52, 170
AO432.	Work Surface Support Panel	205
AO460.	Transaction Surface Support	219
AO461.		
AO463.		
AO464.	Transaction Surface Support, Change of Height	221
AO480.	A-Style Pencil Drawer	248
AO535.	Coat Hook	245
AO640.	Display Clip	252
AO832.	Work Surface Support Panel, Thin Base	206
CO481.	Floor Anchor Bracket, Action Office® Series 1	20
CO485.	Floor Anchor Bracket, Action Office® Series 2	118
G1189.	Communication Port Faceplate Extender	173
G1189.	Communication Port Faceplate Reducer	172
G1190.	Carpet Gripper	19, 73
G1331.	Cord Cleat	209
G1350.	Power Entry, Internal Direct Connect, 4 Circuit	150
G1358.	Harness End Cap	162
G6170.	Under Shelf LED Task Light	253
G6191.	Display Shelf Adapter, Task Light	254

G7330.	Shelf Divider, Angled	244
G9999.	Controlled Receptacle Decal (12 per sheet)	164
K1311.	Receptacle, 4 Circuit, 15 Amp (package of 6)	169
L2CP.	Combination Pedestal	325
L2EW.	Extended Width Surface-Attached Pedestal	329
L2PM.	Mobile Pedestal	322
L2PS.	Surface-Attached Pedestal	319
L2SC.	Cushion Top for Pedestals	335
L2ST.	Storage Tops	333
L2UT.	Utility Tray Pedestal	336
L29P.	File Rail	337
LG890.	Pedestal Add-On Cushion Top	310
LG901.	File Drawer Organizer	313
LG903.	Drawer Divider, Tu® Pedestal	314
LG905.	Stationery Divider, Tu® Pedestal	315
LG906.	Utility Tray, Tu® Pedestal	316
LG907.	File Converter, Tu® Pedestal	317
LG908.	File Compressor, Tu® Pedestal	318
LG910.	Storage Organizer	312
LK10D.	Bar-Pull Freestanding Pedestal	259
LK10H.		
LK10L.		
LK11D.	Bar Pull Mobile Pedestal	270
LK11H.		
LK11L.		
LK13D.	Bar Pull Suspended Pedestal	303
LK13L.		
LK14D.	Bar Pull Surface-Attached Pedestal	281
LK14H.		
LK14L.		
LK15D.	Bar Pull Support Pedestal	292
LK15H.		
LK15L.		
LQ10D.	Arc Pull Freestanding Pedestal	263
LQ10H.		
LQ10L.		
LQ11D.	Arc Pull Mobile Pedestal	274
LQ11H.		
LQ11L.		
LQ13D.	Arc Pull Suspended Pedestal	305
LQ13L.		
LQ14D.	Arc Pull Surface-Attached Pedestal	285
LQ14H.		
LQ14L.		
LQ15D.	Arc Pull Support Pedestal	296
LQ15H.		
LQ15L.		

LW100.	W-Pull Freestanding Pedestal	267
LW110.	W-Pull Mobile Pedestal	278
LW130.	W-Pull Suspended Pedestal	308
LW140.	W-Pull Surface-Attached Pedestal	289
LW150.	W-Pull Support Pedestal	300
NP289	Electrical Distributor, Multi-Outlet	50, 166
NP398.	3-3-2 Power Retrofit Kit, 3 Circuit	48
X1191.	Toggle Wall Strip Anchor	23, 101
X1192.	Wall Fastener	22, 100
X1311.	Receptacle, 4 Circuit, 20 Amp	165
X1350.	Power Entry, Receptacle to Receptacle	153
X3710.	C-Style Flipper Door	232
X3730.	C-Style Shelf	234
X3750.	C-Style Flipper Door Unit	230
X3790.	C-Style Flipper Door Back Panel	236
X3910.	Component Brace	243
Y1323.	Connect™-S300	167
Y2091.	Squared-Edge Corner Wedge	199
Y5010.	Pencil Drawer	246
Y5012.	Metal Pencil Drawer	247
Y7231.	Marker/Eraser Holder	251







## 20-Day or Less/Assigned Lead-Time Order Information

GSA

### 20-Day or Less and Assigned Lead-Time Programs

20-day or less and assigned lead-time products are designed for established Herman Miller dealers with pre-approved credit.

Products are distributed from multiple manufacturing facilities across the United States. All products and options not designated by an Assigned Lead-Time icon  will ship in 20 business days or less after being acknowledged by Herman Miller. Products and options designated by an  are on the assigned lead-time program and will ship in 20 days, less than 20 days, or more than 20 days from order acknowledgement.

### Ordering Procedure

Please place orders through Order Manager. If this is not available to you, place orders through mail or fax. Verbal purchase orders will not be accepted.

Order Entry fax number for Meridian® Filing and Storage:

(616) 846 9236.

Order Entry fax number for all other products:

(616) 654 3085.

For more information, contact your Customer Care representative at:

(866) 854 3048 ext 3400.

### Shipments and Delivery

Per Herman Miller Terms and Conditions.

### Changes and Cancellation

Per Herman Miller Terms and Conditions.



# Keyed-Alike Information

## GSA

**Keyed-Alike Locks**

All components with locks may be specified keyed alike. Products with keyed-alike locks will be shipped with lock chassis installed. Installation of lock cylinders will be on-site according to instructions provided. Herman Miller, Inc., will not be responsible for lock cylinder installation.

When specifying product keyed-alike, include separate lines on your order for the lock cylinders.

**For Action Office®, Ethospace®, Quadrant®, and Supplemental products,** list cylinder part number and key number (232092-XXX); select a key number (or numbers) between 226 and 427, excluding numbers 408 and 412.

The following products require a different lock cylinder part number.

Specify UKY001-XXX for these products only; select a key number (or numbers) between 226 and 427, excluding numbers 408 and 412.

- A3013.
- A3053.
- G5180.
- G5181.
- G5280.

The keys provided in 232092-XXX and UKY001-XXX kits work with either cylinder type, provided the key numbers match.

**For Tu® Storage, Canvas Office Landscape®, and Meridian® Storage, see the following charts.**

Keyed-alike locks are field installed.

To order keyed-alike locks for Action Office® Series 1 and 2 door panels, please contact Customer Care.

A master key can be used to open any lock on an attached or freestanding component. In addition, a removal key or lock change tool is required to remove lock plugs. Customers interested in ordering master keys, removal keys, or lock change tools should contact Customer Care.

For Canvas overhead and lower storage units, specify as follows:

Specification Code	Part Number	Color	Lock Series
KA	1B2JK7-XXX <sup>1</sup>	chrome	UM series 226-427

For Meridian Storage and Tu Storage, specify as follows:

Specification Code	Key Number	Color	Lock Series
KA	232092-XXX <sup>1</sup>	black	UM series 226-427
KA	1B2JK7-XXX <sup>1</sup>	chrome	UM series 226-427

For Canvas Metal Desk overhead units, specify as follows:

Specification Code	Key Number	Color	Lock Series
KA	232092-XXX <sup>1</sup>	black	UM series 226-427
KC	1B2JK7-XXX <sup>1</sup>	chrome	UM series 226-427

**Key Number:**  
XXX<sup>1</sup> = a key number between 226 and 427 (excluding 408 and 412)



# Vary Easy Program

GSA

## Program Overview

The Vary Easy program offers expanded product selections beyond what is available through our standard offering. From expanded material and finish lists, to size availability, to completely new product configurations, the Vary Easy program offers it all at standard pricing, warranty, and lead-time.

## Specifying Vary Easy using Made-to-Measure Plus

Vary Easy products are now available by clicking the Vary Easy/Options tile in the Made-to-Measure Plus tool.

Made-to-Measure Plus is a web-based tool available through Omni that takes the guesswork out of specifying products and service parts. It's quickly evolving to become your one-stop shop for specifying Herman Miller products and service parts, particularly customized product like Vary Easy and HM Options.

Vary Easy products are no longer published in marketing SIF for importing into specIT and other third-party specifiers. Specifying through the Made-to-Measure Plus tool allows us to make frequent updates and offer more complex products. It allows you to easily specify and price products and download SIF files to import into your specification tool. The acknowledgement process for Vary Easy products is the same as for any standard order. Vary Easy products ship with a standardized lead-time and are competitively priced.

For step-by-step instructions, reference the Made-to-Measure Plus page under Tools & Resources on Omni to watch the how-to video and to see how easy it is to specify Vary Easy products in Made-to-Measure Plus.

For Vary Easy product and specification questions, contact Product Services at 866 854 3048 (ext #1).

For technical questions about the Made-to-Measure Plus tool, contact Sales Technology Support at 866 854 3048 (ext #4) or [sts@hermanmiller.com](mailto:sts@hermanmiller.com).



Fire Retardancy for Proprietary Fabrics

Action Office® Products

The panel types listed below, when covered with the textiles identified below, meet the Class A requirements for flame spread and smoke development as specified by the National Fire Protection Association (NFPA) in the 2015 Life Safety Code No. 101, and the Underwriter's Laboratories requirements for use with energy distribution components (listed by UL under Office Furnishings 1286).

Panel Type

fabric covered	stacking fabric covered
acoustical	tackable acoustical barrier partial-glazed

Textiles

Bento	Grasscloth	Scatter
Chain	Ground Cloth®	Silkworm
Cord	Horizon	Slant
Crepe	Medley	Strands
Crossing	Parcel	Twine
Fractal	Resonance	Twist <sup>2</sup>

<sup>1</sup> Acoustical panels, when covered in Flannel, meet the Class B requirements for flame spread and smoke development as specified by the NFPA in the 2015 Life Safety Code No. 101.

<sup>2</sup> Fabric not available on acoustical panels.

Action Office Products

The panel type listed below meets the Class A requirements for flame spread and smoke development as specified by the National Fire Protection Association (NFPA) in the 2015 Life Safety Code No. 101, and the Underwriter's Laboratories requirements for use with energy distribution components (listed by UL under Office Furnishings 1286).

Panel Type

hard-surfaced

Ethospace® Products

Acoustical tiles, when covered with the textiles identified below, meet the Class B requirements for flame spread and smoke development as specified by the NFPA in the 2015 Life Safety Code No. 101, and the Underwriter's Laboratories requirements for use with electrical components (listed by UL under Office Furnishings 1286).

Face tiles and beltline communication tiles, when covered with the textiles identified below, meet the Class A requirements for flame spread and smoke development as specified by the National Fire Protection Association (NFPA) in the 2015 Life Safety Code No. 101, and the Underwriter's Laboratories requirements for use with electrical components (listed by UL under Office Furnishings 1286).

Tackable tiles, when covered with the textiles identified below, meet the Class B requirements for flame spread and smoke development as specified by the NFPA in the 2015 Life Safety Code No. 101, and the Underwriter's Laboratories requirements for use with electrical components (listed by UL under Office Furnishings 1286).

Tile Type

face tile	beltline face tile
tackable tile	cable access tile
acoustical tile	cable channel tile

Textiles

Chain	Ground Cloth®	Silkworm
Cord	Horizon	Slant
Crepe	Medley	Strands
Crossing	Moiré	Twine
Fractal	Parcel	Twist
Grasscloth	Resonance	

GSA

Canvas Office Landscape® Products

Tiles, when covered with the textiles identified below, meet the Class A requirements for flame spread and smoke development as specified by the National Fire Protection Association (NFPA) in the 2015 Life Safety Code No. 101, and the Underwriter’s Laboratories requirements for use with electrical components (listed by UL under Office Furnishings 1286).

Table with 2 columns: Tile Type, and corresponding tile descriptions (lower power/data tile, upper power/data tile, off-module upper tile).

Table with 3 columns: Textiles, and corresponding textile types (Bento, Chain, Cord, Crepe, Crossing, Fractal, Grasscloth, Ground, Cloth, Horizon, Medley, Moiré, Parcel, Resonance, Scatter, Silkworm, Slant, Strands, Tape, Twine, Twist).



GSA

Fire Retardancy for Maharam® Fabrics

The panel types, tile types, and textiles listed below are recognized by the Underwriter's Laboratories under the UL Component Recognition Program. The following UL recognized fabrics, when used on the panel or tile types listed below, fall within a Class C requirement for flame spread and smoke development as specified by the National Fire Protection Association (NFPA) in the 2015 Life Safety Code No. 101. The panels and tiles are incomplete in construction features when tested. The UL Component Recognition Program does not provide evidence of UL listing or labeling, which may be required by installation codes or standards.

Tackable tiles, when covered with the textiles identified below, meet a minimum Class C requirement for flame spread and smoke development as specified by the NFPA in the 2015 Life Safety Code No. 101, and the Underwriter's Laboratories requirements for use with electrical components (listed by UL under Office Furnishings 1286).

Action Office Products	
Panel Type	
fabric covered	stacking fabric covered
acoustical	tackable acoustical barrier
	partial-glazed
Textiles	
Crisp <sup>2</sup>	Metric
Hum	Parallel <sup>1</sup>
Manner	Unit

<sup>1</sup> Fabric not available on acoustical panels.

<sup>2</sup> Fabric not available on partial-glazed panels.

Ethospace Products	
Tile Type	
face tile	beltline face tile
tackable tile	cable access tile
acoustical tile	cable channel tile
Textiles	
Crisp <sup>1</sup>	Messenger
Hum	Parallel
Manner	Skein

<sup>1</sup> Fabric not available on tackable tiles.

Canvas Office Landscape Products	
Tile Type	
lower tile	lower power/data tile
full height tile	off-module upper tile
upper tile	upper power/data tile
Textiles	
Crisp	Metric
Hum	Parallel
Manner	Skein
Messenger	



# Stain-to-Match Program

GSA

## Stain-to-Match Program

### Program Overview

The Stain-to-Match program gives you the option of using veneer finishes that are not listed in the standard offering. The program allows Herman Miller to match a customer’s existing recut or natural veneer, or create a new finish that is unique to an installation.

Specific information on approval, ordering, pricing, and warranty for the Stain-to-Match program is listed below. Questions and requests for assistance may be directed to Herman Miller Options at:  
(800) 654 3910

### Ordering Products with Stain-to-Match Veneers

1. Fill out the Options Stain-to-Match Request Form and send along with a color sample (2” x 3” minimum) to the Herman Miller Options Applications Team at the address provided on the form. The form can be found on Omni.
2. Within 7-10 working days, Herman Miller Options will send a sample of the color-matched stain on Herman Miller veneer to the requester for the customer’s signed approval.
3. If the sample meets the customer’s approval, sign the reverse side of the sample, scan and email the approval to:  
options@hermanmiller.com.
4. After the stain has been approved, a formal quotation with special number and pricing can be provided, or the product can be specified through the Vary Easy program, if available. Work with the Options team on final product needs and how to specify.
5. A purchase order can then be placed.

## Stain-to-Match Warranty

Herman Miller warrants its products to be free from defects in craftsmanship from the date of delivery for the applicable warranty period. Herman Miller is responsible for the physical properties of the veneers available through the Stain-to-Match program, which include:

- STA: Stain-to-Match on Recut Ash
- STC: Stain-to-Match on Cherry
- STD: Stain-to-Match on Oak
- STK: Stain-to-Match on Reltech Anigre (Geiger)
- STP: Stain-to-Match on Maple
- STU: Stain-to-Match on Walnut (Geiger)

See your specification tool for product specific finish offering limitations.



# Customer's Own Material Order Information — Workspaces

GSA

## Customer's Own Material

### Program Overview

The Customer's Own Material (COM) program gives you the option of using textiles other than those listed. Herman Miller will test textiles for application to Herman Miller products and will process orders for those with approved COM textiles only. COM textiles are on assigned lead times.

Omni lists an overview of fabrics that have been tested and indicates whether or not they were approved for application to Herman Miller products.

Specific information on the terms and conditions, testing, approval, and ordering process for COM is listed below. Questions about the COM program and requests for assistance may be directed to your COM representative at:

(616) 654 3400

(866) 854 3048 ext 6543400

### Customer's Own Material Warranty

Herman Miller does not warrant COM textiles. COM textiles are tested for application only; they are not tested for performance. The Herman Miller warranty does apply to the underlying products.

Suppliers of COM textiles are responsible for color consistency within commercial tolerances, UV stability, and resistance to soiling and perspiration.

### Customer's Own Material Pricing

COM is a Category 1 fabric. There are no application charges for COM fabrics.

Ordering and payment for COM textile yardage are the responsibility of the customer and the textile supplier.

If desired, Herman Miller will purchase COM textiles directly from Maharam, Camira, C.F. Stinson, Guilford of Maine, Luna Textiles, Momentum Textiles and Ultrafabrics to simplify ordering and shipment. For this service, refer to the Supplier Connection program.

### Application Note

Herman Miller does not guarantee that Customer's Own Material (COM) fabric patterns will align across panels/tiles or from one screen to the next. We also do not guarantee that COM fabric designs will be positioned consistently in the same location across several panels, tiles, or screens.

### Textile Approval

1. Select a COM textile and a Herman Miller product.
2. If your textile does not show as tested in Omni, submit a request. You will be required to select a specific color of the textile and feature of the product to test, i.e., seat, back, etc.
3. Herman Miller will notify you of approval or disapproval within 4 days from receipt of the test yardage.

Ordering Products with COM

1. Refer to the specific products to determine the yardage required for COM textiles.  
*Note: Yardage requirements are based on nondirectional, 54"-wide textiles. 66"-wide textiles are needed for application on 60"-wide products. Additional yardage may be needed due to the unique characteristics of a textile.*
2. Obtain the COM ID# in Omni. If the color you are ordering does not have a COM ID# assigned, click "Create ID".
3. Enter your order on Order Manager in Omni.
4. Upon receipt of your purchase order, Herman Miller will send you a PO acknowledgment.
5. Arrangements must be made for the textiles to be shipped from the supplier to Herman Miller for application to the Herman Miller products. Textiles must be tagged with the assigned identification number and the roll yardage quantity. See Omni for shipping procedures and current shipping addresses or contact a COM representative at (616) 654 3400 or (866) 854 3048 ext 6543400.  
Products will be scheduled for production when COM textiles are received at Herman Miller. Standard lead times in effect at that time will apply.

*Note: If textiles are to be purchased directly by Herman Miller through the Supplier Connection program, Herman Miller will handle the ordering and shipping process and will schedule your order for production upon receipt of your purchase order (dependent on textile availability). Refer to the Supplier Connection program for more information.*

Supplier Connection

Program Overview

The Supplier Connection program is a service offered by Herman Miller to purchase approved COM textiles directly from Maharam, Camira, C.F. Stinson, Guilford of Maine, Luna Textiles, Momentum Textiles and Ultrafabrics. When you select a textile through this program, Herman Miller will facilitate the ordering, scheduling, and shipment of the textile directly with the supplier.

Suppliers included in the Supplier Connection program keep an active inventory of textiles that are pre-approved for application to Herman Miller products. Pre-approval applies only to the suitability of a textile for manufacturing and application to a Herman Miller product. Omni provides an overview of fabrics that have been tested and indicates whether or not they were approved for application to Herman Miller products.

Specific information on the terms and conditions, testing, approval, and ordering process for the Supplier Connection program is listed below. Questions and requests for assistance may be directed to your COM representative at:

(616) 654 3400  
(866) 854 3048 ext 6543400

Supplier Connection Warranty

Textiles purchased by Herman Miller through the Supplier Connection program are COM and are not warranted by Herman Miller. COM textiles are tested for application only; they are not tested for performance. The Herman Miller warranty does apply to the underlying products.

Suppliers of COM textiles are responsible for color consistency within commercial tolerances, UV stability, and resistance to soiling and perspiration.

Supplier Connection Pricing

Textiles purchased by Herman Miller through the Supplier Connection program are COM. COM is a Category 1 fabric. There are no application charges for COM fabrics.

Payment for textiles purchased by Herman Miller through the Supplier Connection program is the responsibility of the customer or dealer. Herman Miller will invoice the order at the suppliers prices published at the time of the order.

# Customer's Own Material Order Information — Workspaces

*continued*

## GSA

### Textile Approval

1. Select a COM textile and a Herman Miller product.
2. If your textile does not show as tested in Omni, submit a request.  
You will be required to select a specific color of the textile and feature of the product to test, i.e., seat, back, etc.
3. Herman Miller will notify you of approval or disapproval within 4 days from receipt of the test yardage.

### Ordering Products with Supplier Connection COM

1. Identify and include the following information on your purchase order:
  - Product number and option
  - Herman Miller's COM identification number
2. Enter your order on Order Manager in Omni.
3. Upon receipt of the purchase order, Herman Miller will process your order and send you a PO acknowledgment. Herman Miller will determine the yardage required to produce your product and will order and schedule for delivery the required textile. Standard lead times in effect at the time the textile is allocated at the supplier will apply to products ordered through this program.







# Textiles Application Chart — Workspaces

## GSA *continued*

- Available

[A] Assigned lead-time textile.

[A] Maharam textiles are on assigned lead times.

See following page for exception notes.

	Action Office® Panels/Connectors	Action Office B-Style Tackboards	Action Office/Ethospace E-Style Storage	Ethospace Tiles/Connectors	Ethospace/Canvas Office Landscape® Privacy Doors	Canvas Tiles/Extended Width Tiles/Channel Tiles	Canvas B-/E-Style Storage	Canvas Tackboards	Canvas Metal Desk Hutch Back Panel	Canvas Vista™ Movable Insert and Display Unit	OE1 Boundary Agile Wall Tile	OE1 Boundary Project Board and Screens	OE1 Nook Liner/Felt Screen Liner/Storage Trolley Liner	Overlay™ Performance Wall Cladding	Pari™ Screens/Flat Edge Screens/Channel Screens	Renew™ Link Screens	Exclave® Tackable Boards and Stowage Tackable Backdrop	Exclave Video-Friendly Tackable Boards and Stowage Tackable Backdrop	Personal Side Screen	Tu® Wood Storage Cubby Tackboard	Seating
<b>Price Category A</b>																					
No fabrics available at this time.																					
<b>Price Category B</b>																					
VM__ Medium - Maharam [A]		2			•	20	•	•	•				•								•
TL__ Messenger - Maharam [A] *		2	•	20	•	2	•	•	•				•	•							•
<b>Price Category C</b>																					
Z27__ Manner - Maharam [A]	2	2	2	•	•	2	•	•	•				•	•							
Z3__ Metric - Maharam [A]	2	2			•	•	•	•	•				•	•							
<b>Price Category D</b>																					
ZMD__ Mode - Maharam [A]	2																•				•
ZS3__ Spiral - Maharam [A]	•	•	•	•	•	•	•	•	•				•								
<b>Price Category E</b>																					
TT__ Parallel - Maharam [A]	7	•		•	•	•	17	•	•	•				•							
<b>Price Category F</b>																					
8EX__ Emit - Maharam [A]	2	2	2	•	•	•	2	•	•												
<b>Price Category G-K</b>																					
No fabrics available at this time.																					

\* Available in select colors on 20-day lead-time.

Refer to “Textile Colors” for 20-day colors.

- 1 Refer to price book appendices and Omni for COM information.
- 2 Available on all products except 54” and 60” wide.
- 3 Not available on AO partial-glazed panels.
- 4 Not available on Action Office (AO®) acoustical panels.
- 5 (8R\_\_ ), (8T\_\_ ), (85\_\_ ), and (5S\_\_ ) not available on AO acoustical panels and not available on 54”- or 60”-wide products.
- 6 Not available on Action Office (AO®) connectors, cable management, and spacers.
- 7 Not available on AO acoustical panels; not available on AO2 cable management panel face.
- 8 Available in select colors. See the “Textile Colors” appendix.
- 17 Not available on Canvas E-style flipper doors.
- 18 Available on seating products in select colors. See the “Textile Colors” appendix.
- 20 Not available on Ethospace tackable tiles.
- 21 Not available on Ethospace connectors and cable management tiles.
- 22 Not available as railroaded application option for Chain and Moire on Canvas extended width tiles.

Application Note: Herman Miller cannot guarantee material/pattern alignment in adjacent products. For example, a fabric’s pattern may not align from one screen to the next, or from one panel to the next.

# Textile Colors

## GSA

### Price Category 1

**Customer's Own Material**  
Ancillary/Seating/Workspaces  
See Order Information in  
Appendices.  
Assigned lead-time textile. A

**8Z Pellicle®**  
Seating  
For New Aeron® Chairs  
56% elastomeric  
44% polyester  
23101 Mineral  
23102 Carbon  
23103 Graphite

**AireWeave™ 2**  
Seating  
For Mirra® 2 Chairs  
67% elastomeric  
33% antimony-free polyester  
1A701 Alpine  
1A702 Slate Grey  
1A703 Graphite  
1A704 Lime Green  
1A706 Urban Orange  
1A708 Twilight

**Chain**  
Workspaces  
66" wide  
100% recycled polyester  
with 12% ocean bound plastic  
2V01 Pearl  
2V02 Oyster  
2V03 Wheat  
2V04 Linen  
2V05 Wicker  
2V06 Bamboo  
2V07 Sage  
2V08 Spring Wood  
2V09 Iceberg

**Crossing**  
Seating/Workspaces  
54" wide  
86% antimony-free polyester  
14% polyester  
8T03 Wicker \*  
8T04 Porcelain \*  
8T05 Warm Grey \*  
8T10 Tomato  
8T17 Cerulean  
8T18 Indigo  
8T19 Shale \*  
8T22 Tin \*  
8T23 Graphite  
8T24 Black

**Crossing**  
Workspaces  
For systems products only.  
54" wide  
86% antimony-free polyester  
14% polyester  
8501 Ivory \*  
8502 Oyster \*

\* Crossing colors available  
on Exclave® Video-friendly  
Tackable Boards and Stowage  
Tackable Backdrop

**Dex**  
Seating/Workspaces  
54" wide  
67% recycled polyester  
33% polyester  
3DE01 Frost  
3DE02 Silver Pine  
3DE03 Stone  
3DE04 Shale  
3DE05 Charcoal  
3DE06 Gossamer  
3DE07 Pine

**Duo**  
Seating  
For Lino™ Chairs  
52% polyester  
48% elastomeric  
4RM01 Mineral  
4RM02 Poppy  
4RM03 Green Leaf  
4RM04 Jade  
4RM05 Shadow  
4RM06 Graphite

**Flexnet™**  
Seating  
For Caper® Chairs  
69% elastomeric  
31% polyester  
6V01 Black  
6V02 Silver Grey

**Grasscloth**  
Workspaces  
66" wide  
100% recycled polyester  
with 11% ocean bound plastic  
2I01 Silver Birch  
2I02 Pampas  
2I03 Sedge  
2I07 Lea  
2I08 Taro  
2I09 Steam Grey  
2I13 Gravel

**Intercept**  
Seating  
For Cosm™ Chairs  
60% elastomeric  
40% polyester  
84501 Graphite  
84502 Carbon  
84503 Mineral  
84504 Nightfall  
84505 Glacier  
84506 Canyon

**Lyris 2™**  
Seating  
For Setu® Chairs  
74% elastomeric  
26% polyester  
4W21 Alpine  
4W23 Chartreuse  
4W25 Berry Blue  
4W26 Slate Grey  
4W28 Chino  
4W31 Graphite

**Monologue**  
Ancillary/Seating/Workspaces  
54" wide  
56% recycled polyester  
44% polyester  
1MN01 Linen  
1MN02 Alabaster  
1MN04 Folkstone  
1MN05 Silver Pine  
1MN06 Slate  
1MN07 Seed  
1MN09 Persimmon  
1MN11 Meadow  
1MN12 Blue Sky  
1MN13 Blue Spruce  
1MN14 Deep Sea

Price category 1 continued on  
next page

Textile Colors

continued  
GSA

Price Category 1  
continued

Appendix: Textile Colors

Resonance	
Workspaces	
66" wide	
100% polyester	
5T04	Greige
5T05	Porcelain
5T06	Alabaster
5T15	Iris
5T28	Sugar
5T47	Tobacco
5T54	Saltbush
5T57	Seed
5T58	Sepia
5T60	Iceberg
5T65	Red
5T68	Pistachio
5T71	Jade
5T72	Blue Green
5T74	Twilight

Ripple 3D Knit	
Seating	
Available only on Zeph® Chairs.	
knit to size	
99% recycled polyester	
1% lycra	
5H201	Black
5H202	Carbon
5H203	Alpine
5H204	Silt
5H205	Tea Rose
5H206	Cocoa
5H207	Persimmon
5H208	Blaze
5H209	Cayenne
5H210	Falcon
5H211	Mustard Seed
5H212	Patina
5H213	Olive
5H214	Moss
5H215	Aloe
5H216	Glacier
5H217	Ultramarine
5H218	Nightfall
5H219	Bluebell
5H220	Boysenberry
5H221	Nightfall/Bluebell
5H222	Patina/Alpine
5H223	Cayenne/Glacier
5H224	Tea Rose/Olive
5H225	Silt/Blaze

Scatter	
Ancillary/Seating/Workspaces	
54" wide	
100% recycled polyester,	
with 26% ocean bound plastic	
4SC01	Alpine
4SC02	Fog
4SC03	Shale
4SC04	Persimmon
4SC07	Olive
4SC08	Glacier
4SC09	Blue Sky
4SC10	Lagoon
4SC11	Slate Grey
4SC12	Blue Black

Scribe	
Ancillary/Seating/Workspaces	
54" wide	
100% recycled polyester	
with 53% ocean bound plastic	
3DN01	Spring Wood
3DN02	Poplar
3DN03	Pewter
3DN04	Deep Sea
3DN05	Fir
3DN06	Nutmeg

Slant	
Workspaces	
66" wide	
51% polyester	
49% recycled polyester	
22F04	Pesto
22F06	Neptune
22F07	Blueberry
22F10	Pumpkin
22F12	Silver Birch
22F13	Bluestone
22F15	Shale

Splash 3D Knit	
Seating	
Available only on Zeph® Chairs.	
knit to size	
98% recycled polyester	
2% lycra	
5H101	Black
5H102	Carbon
5H103	Alpine
5H104	Silt
5H105	Tea Rose
5H106	Cocoa
5H107	Persimmon
5H108	Blaze
5H109	Cayenne
5H110	Falcon
5H111	Mustard Seed
5H112	Patina
5H113	Olive
5H114	Moss
5H115	Aloe
5H116	Glacier
5H117	Ultramarine
5H118	Nightfall
5H119	Bluebell
5H120	Boysenberry

Stretch Knit	
Seating	
Assigned lead-time textile. <a href="#">A</a>	
Available only on Sayl®	
Suspension Back Work Chairs	
97% polyester, 3% spandex	
3DK01	Fog
3DK02	Slate Grey
3DK03	Java
3DK04	Black
3DK05	Red
3DK06	Green Apple
3DK07	Berry Blue

Price category 1 continued on  
next page

# Textile Colors

continued

GSA

## Price Category 1

continued

Tailored	
Ancillary/Seating/Workspaces	
54" wide	
56% polyester	
44% recycled polyester	
23501	Studio White * **
23502	Sugar **
23503	Tomato
23506	Chive
23508	Cobalt
23509	Cadet
23510	Fog
23511	Graphite
23512	Black
23513	Coffee

\* Color not available on Canvas Tiles.

\*\* Colors not available on Plex™ Lounge Furniture.

Tuck 3D Knit	
Seating	
Available only on Fuld Nesting Chairs.	
knit to size	
56% polyester	
44% recycled polyester	
9NK01	Alpine
9NK02	Carbon
9NK03	Nightfall
9NK04	Olive
9NK05	Cocoa
9NK06	Canyon

Whisper	
Ancillary/Seating/Workspaces	
54" wide	
73% recycled polyester	
27% polyester, with 11.3% ocean bound plastic	
1WS01	Sand Dollar
1WS02	Pebble
1WS03	Silver Birch
1WS04	Iceberg
1WS05	Silver Pine
1WS06	Carbon
1WS07	Cumin
1WS12	Willow
1WS13	Sea Grass
1WS14	Pool
1WS15	Blueberry
1WS16	Glacier
1WS17	Grey
1WS18	Canyon

## Price Category 2

Aristo	
Seating/Workspaces	
54" wide	
88% recycled polyester	
12% polyester	
Acrylic backing	
3AR01	Forest Moss
3AR02	Light Brindle
3AR03	Mink
3AR04	Copper
3AR06	Cherry
3AR08	Green Apple
3AR10	Waterfall
3AR11	Cadet
3AR12	Tin
3AR13	Pewter
3AR14	Grey Brindle
3AR15	Grey Black

Cord	
Workspaces	
66" wide	
51% antimony-free polyester	
49% polyester	
5101	Ivory
5102	White Ash
5103	Linen
5104	Bamboo
5105	Sepia
5107	Sesame
5109	Bayou
5111	Spring Wood
5112	Summer White

Crepe	
Ancillary/Seating/Workspaces	
54" wide	
100% recycled polyester, with 43.6% ocean bound plastic	
9201	Licorice
9203	Smoke
9207	Cherry
9223	Cadet
9241	Beachglass
9249	Stone *
9251	Fog *
9252	Slate Grey
9261	Shale
9262	Graphite
9265	Mineral
9266	Persimmon
9267	Juniper
9268	Glacier
9269	Cascade
9270	Navy

\* Colors available on Exclave® Video-friendly Tackable Boards and Stowage Tackable Backdrop

Epic	
Seating/Workspaces	
54" wide	
56% recycled polyester	
44% polyester	
Acrylic backing	
3EP01	Alabaster
3EP02	Smoke
3EP03	Falcon
3EP05	Copper
3EP06	Urban Orange
3EP07	Poppy
3EP10	Clover
3EP11	Loden
3EP14	Peacock
3EP15	Cadet
3EP16	Indigo
3EP17	Spring Wood
3EP18	Grey Brindle
3EP19	Seed
3EP20	Carbon Dark

Price category 2 continued on next page

Textile Colors

continued

GSA

Price Category 2

continued

Appendix: Textile Colors

Hint	
Seating/Workspaces	
54" wide	
76% recycled polyester	
24% polyester	
3DP01	Sediment
3DP02	Gunmetal
3DP03	Silt
3DP04	Porcelain
3DP05	Indigo
3DP06	Fern
3DP07	Adobe
3DP08	Red Sea
Horizon	
Workspaces	
54" wide	
65% antimony-free polyester	
35% polyester	
4N01	Rye Grass
4N02	Sugar Pine
4N03	Silver Pine
4N04	White Ash
4N05	Spring Wood
4N08	Haystack
4N09	Oat Grass
4N13	Pine Cone
4N15	Elderberry
Marvel	
Seating	
54" wide	
100% pvc-free polyurethane	
1MV01	Summer White
1MV02	Sand Dollar
1MV03	Espresso
1MV04	Folkstone Grey
1MV05	Graphite
1MV06	Onyx
1MV07	Polar Blue
1MV08	Blush Grey
1MV12	Red
1MV14	Pine
1MV15	Teal Green
1MV16	Twilight

Medley	
Ancillary/Seating/Workspaces	
54" wide	
50% recycled polyester	
50% polyester	
1HA01	Stone *
1HA02	Trail
1HA03	Charcoal
1HA04	Cinder
1HA06	Papaya
1HA07	Chutney
1HA09	Feather Grey *
1HA11	Loden
1HA13	Bayou *
1HA14	Blue Grotto
1HA15	Blueberry
1HA22	Khaki
1HA23	Pewter
1HA24	Yellow Oxide
1HA25	Vintage Rose
1HA26	Raspberry
1HA27	Acai Berry
* Colors available on Exclave®	
Video-friendly Tackable Boards	
and Stowage Tackable Backdrop	
Mellow	
Seating/Workspaces	
54" wide	
100% recycled polyester,	
with 16% ocean bound plastic	
4ME01	Mineral
4ME04	Olive
4ME05	Glacier
4ME06	Oceanside
4ME07	Charcoal

Metaphor – Maharam	
Ancillary/Seating/Workspaces	
54" wide	
100% polyester	
Acrylic backing	
ZMA01/466553-001	Afterfeather
ZMA02/466553-002	Moonflower
ZMA03/466553-003	Handcraft
ZMA04/466553-004	Crossroad
ZMA05/466553-005	Chondrite
ZMA06/466553-006	Detective
ZMA07/466553-007	Steamship
ZMA08/466553-008	Electricity
ZMA09/466553-009	Takeoff
ZMA10/466553-010	Parachute
ZMA11/466553-011	Blueshift
ZMA12/466553-012	Dockyard
ZMA13/466553-013	Bathe
ZMA14/466553-014	Icebound
ZMA15/466553-015	Thermosphere
ZMA16/466553-016	Aboard
ZMA17/466553-017	Agateware
ZMA18/466553-018	Homeland
ZMA19/466553-019	Rockfall
ZMA20/466553-020	Undergrowth
ZMA21/466553-021	Gremolata
ZMA22/466553-022	Patina
ZMA23/466553-023	Sylvan
ZMA24/466553-024	Outfield
ZMA25/466553-025	Windbreak
ZMA26/466553-026	Saguaro
ZMA27/466553-027	Barnwood
ZMA28/466553-028	Cookshop
ZMA29/466553-029	Amandine
ZMA30/466553-030	Bodhran
ZMA31/466553-031	Centerstage
ZMA32/466553-032	Focaccia
ZMA33/466553-033	Bumblebee
ZMA34/466553-034	Microbrew
ZMA35/466553-035	Sauna
ZMA36/466553-036	Gazebo
ZMA37/466553-037	Pirouette
ZMA38/466553-038	Heartbeat
ZMA39/466553-039	Shino
ZMA40/466553-040	Sunrise

Metaphor continued	
ZMA41/466553-041	Florist
ZMA42/466553-042	Beadwork
ZMA43/466553-043	Framboise
ZMA44/466553-044	Wisteria
ZMA45/466553-045	Warrior
Muse – Maharam	
Ancillary/Seating/Workspaces	
54" wide	
100% post-consumer recycled polyester	
8I101/466487-001	Crescendo
8I102/466487-002	Resonate
8I103/466487-003	Runway
8I104/466487-004	Ascend
8I105/466487-005	Veil
8I106/466487-006	Refresh
8I107/466487-007	Clear
8I108/466487-008	Fantasy
8I109/466487-009	Miso
8I110/466487-010	Compass
8I111/466487-011	Bergamot
8I112/466487-012	Grasshopper
8I113/466487-013	Goal
8I114/466487-014	Mistletoe
8I115/466487-015	Seaglass
8I116/466487-016	Frigid
8I117/466487-017	Riverbend
8I118/466487-018	Noble
8I119/466487-019	Pulsar
8I120/466487-020	Velella
8I121/466487-021	Sailboat
8I122/466487-022	Sparse
8I123/466487-023	Vase
8I124/466487-024	Haven
8I125/466487-025	Mead
8I126/466487-026	Neat
8I127/466487-027	Jovial
8I128/466487-028	Theater
8I129/466487-029	Poinsettia
8I130/466487-030	Celebrate
8I131/466487-031	Spectacle

Price category 2 continued on next page

# Textile Colors

continued

## GSA

### Price Category 2

continued

Rhythm	
Seating	
54" wide	
100% polyester	
3002	Green Apple
3004	Bayou
3005	Berry Blue
3006	Iris
3007	Twilight
3009	Poppy
3010	Molasses
3012	Khaki
3013	Mink
3014	Black *
3015	Charcoal *

\* Colors available on Embody® Chair

Sequel	
Ancillary/Seating/Workspaces	
54" wide	
100% vinyl	
100% polyester knit backing	
Resilience® finish	
3SL01	White
3SL02	Pebble
3SL03	Mushroom
3SL04	Stone
3SL09	Seal
3SL10	Blue Fog
3SL11	Folkstone
3SL12	Shale
3SL13	Slate Grey
3SL14	Charcoal
3SL15	Carbon Dark
3SL28	Navy *

\* Color available on Eames® Tandem Sling Seating

Terra	
Ancillary/Seating/Workspaces	
54" wide	
100% post-consumer recycled biodegradable polyester *	
4TE01	Spring Wood
4TE02	Zinc
4TE03	Pine Cone
4TE04	Charcoal
* 1% biodegradation in 1,278 days under ASTM D5511 conditions. No evidence of further degradation.	

Twine	
Workspaces	
66" wide	
100% recycled polyester	
3TW01	Silver Birch
3TW02	Ivory
3TW03	Alabaster
3TW04	Bamboo
3TW05	Iceberg
3TW06	Charcoal
3TW07	Feather Grey
3TW08	Shale

Twist	
Ancillary/Seating/Workspaces	
54" wide	
80% antimony-free polyester	
13% recycled polyester	
7% polyester	
8R05	Wicker
8R10	Poppy
8R14	Tin
8R15	Shale
8R16	Graphite
8R17	Birch
8R18	Sepia
8R22	Blueberry
8R23	Green Apple
8R26	Gunmetal
8R27	Cinder
8R29	Pekoe
8R33	Forest
8R35	Waterfall
8R36	Midnight Blue
8R37	Carbon Dark

Twist	
Workspaces	
For systems products only.	
54" wide	
80% antimony-free polyester	
13% recycled polyester	
7% polyester	
5S03	Oyster

### Price Category 3

Ace	
Ancillary/Seating	
54" wide	
100% polyurethane	
Polyester knit backing	
Stain resistant finish	
3AC01	Summer White
3AC02	White Ash
3AC04	Metal
3AC05	Clay
3AC06	Chestnut
3AC08	Camelback
3AC09	Chipotle
3AC12	Artichoke
3AC13	Sepia Dark
3AC14	Aloe
3AC17	Oceanside
3AC18	Midnight
3AC20	Frost
3AC21	Lead
3AC22	Black

Fractal	
Ancillary/Seating/Workspaces	
58" wide	
84% recycled polyester	
16% polyester	
43Z01	Granite
43Z02	Golden Olive
43Z03	Verdant
43Z04	Cadet

Price category 3 continued on next page



# Textile Colors

continued

GSA

## Price Category 3

continued

Ground Cloth®	
Workspaces	
66" wide	
100% polyester	
4701	Vapor Grey
4721	Warm White *
4722	Fog *
4723	Straw *
4724	Red Orange *
4726	Green Apple *
4727	Caribbean *
4728	Midnight *
4729	Cappuccino *

\* Colors available on Exclave®  
Video-friendly Tackable Boards  
and Stowage Tackable Backdrop

Latitude	
Seating	
Colors for Mirra 2 Chairs	
100% polyester	
8M10	Alpine
8M17	Black
8M23	French Press
8M27	Cordovan
8M28	Ochre
8M29	Ultramarine
8M30	Olive

Meld - Maharam	
Seating/Workspaces	
Workspaces	
54" wide	
68% post-consumer recycled polyester	
32% polyester	
PFOA-Free stain resistant	
ZM201/466387-201	Vast
ZM202/466387-202	Panda **
ZM203/466387-203	Skyline *
ZM204/466387-204	Knight **
ZM205/466387-205	Quill **
ZM206/466387-206	Pipe
ZM207/466387-207	Grate *
ZM208/466387-208	Gloss
ZM209/466387-209	Bulb

Meld continued	
ZM210/466387-210	Bride
ZM211/466387-211	Stark
ZM212/466387-212	Seashell
ZM213/466387-213	Antler
ZM214/466387-214	Crater *
ZM215/466387-215	Perennial
ZM216/466387-216	Mulberry
ZM217/466387-217	Fuchsia *
ZM218/466387-218	Amethyst *
ZM219/466387-219	Merlot
ZM220/466387-220	Magma *
ZM221/466387-221	Rooster
ZM222/466387-222	Heat *
ZM223/466387-223	Clementine
ZM224/466387-224	Fox
ZM225/466387-225	Kiss *
ZM226/466387-226	Bare
ZM227/466387-227	Blonde
ZM228/466387-228	Mimosa
ZM229/466387-229	Comet *
ZM230/466387-230	Honeydew
ZM231/466387-231	Wild *
ZM232/466387-232	Vine
ZM233/466387-233	Seed
ZM234/466387-234	Kale *
ZM235/466387-235	Waterfall *
ZM236/466387-236	Nordic *
ZM237/466387-237	Reef *
ZM238/466387-238	Wave
ZM239/466387-239	Isle **
ZM240/466387-240	Creek
ZM241/466387-241	Mariner *
ZM242/466387-242	Globe
ZM243/466387-243	Spa

\* Colors available on  
20-day lead time.  
\*\* Colors available on  
10-day lead time.

Parcel	
Ancillary/Seating/Workspaces	
54" wide	
100% recycled polyester	
4GE01	Gunmetal
4GE02	Brindle
4GE03	Bayou
4GE04	Pesto
4GE05	Golden Olive
4GE06	Copper Sea

Saille - Geiger Textile	
Ancillary	
57" wide	
69% cotton	
31% polyester	
PFOA-Free stain resistant finish	
Acrylic backing	
18001	Coal
18002	Shale
18003	Haze
18004	Stone
18005	White *
18006	Beach
18007	Sand
18008	Blush
18009	Brick
18010	Fog
18011	Celadon
18012	Poolside
18013	Summer Sky
18014	Lake
18015	Midnight Blue

\* Color not available on Eames®  
Soft Pad Group Chairs/Ottomans.

Strands	
Workspaces	
66" wide	
100% recycled polyester	
8W01	Pebble
8W02	Porcelain
8W04	Honey
8W05	Khaki
8W06	Rye
8W07	Wicker
8W08	Tin
8W09	Cool Grey



# Textile Colors

continued

GSA

## Price Category 4

Cygnus	
Ancillary	
For Eames® Aluminum Group Chairs	
69% elastomeric	
31% polyester	
5401	Black
5402	Zinc
5403	Quartz

Daydream	
Ancillary/Seating	
54" wide	
48% wool	
41% recycled polyester	
9% nylon	
2% polyester	
3DM01	Rye Grass
3DM02	Silver Birch
3DM03	Pewter
3DM04	Graphite
3DM05	Black
3DM06	Lemongrass
3DM07	Permission
3DM08	Juniper
3DM09	Sea Grass
3DM10	Nightfall

Kalista - Geiger Textile	
Ancillary	
54" wide	
71% post-industrial recycled cotton	
18% post-industrial recycled polyester	
11% polyester	
PFOA-Free stain resistant finish	
1AL01	Cotton
1AL02	Natural
1AL03	Titanium
1AL04	Pewter
1AL05	Starry Night
1AL06	Red Hot
1AL07	Sun Kissed
1AL08	Dune
1AL09	Beach Glass
1AL10	Bluestone
1AL11	Seaside
1AL12	Night Sky

Lariat – Maharam	
Ancillary/Seating	
54" wide	
100% vinyl	
ZLR01/440401-001	001
ZLR02/440401-002	002
ZLR04/440401-004	004
ZLR06/440401-006	006
ZLR07/440401-007	007
ZLR08/440401-008	008
ZLR10/440401-010	010
ZLR11/440401-011	011
ZLR13/440401-013	013
ZLR14/440401-014	014
ZLR15/440401-015	015
ZLR16/440401-016	016
ZLR18/440401-018	018
ZLR20/440401-020	020
ZLR21/440401-021	021
ZLR24/440401-024	024
ZLR25/440401-025	025
ZLR26/440401-026	026
ZLR28/440401-028	028
ZLR31/440401-031	031
ZLR32/440401-032	032
ZLR33/440401-033	033
ZLR34/440401-034	034
ZLR38/440401-038	038
ZLR39/440401-039	Granite
ZLR40/440401-040	Linen
ZLR41/440401-041	Stella
ZLR42/440401-042	Saddle
ZLR43/440401-043	Holly
ZLR44/440401-044	Maroon
ZLR45/440401-045	Siren
ZLR46/440401-046	Reseda
ZLR47/440401-047	Purslane
ZLR48/440401-048	Spire
ZLR49/440401-049	Papyrus
ZLR50/440401-050	Chickadee
ZLR51/440401-051	Requiem

Sync	
Ancillary/Seating	
55" wide	
100% polyester	
3SY01	Pine Cone
3SY03	Canyon
3SY04	Truffle
3SY06	Everglade
3SY08	Nightfall
3SY09	Dark Mineral
3SY10	Slate Grey
3SY11	Dark Carbon
3SY12	Black

## Price Category 5

Arlo - Maharam	
Ancillary/Seating	
70% wool	
30% polyester	
5YT01	Turn
5YT02	Embers
5YT03	Parallel
5YT04	Octave
5YT05	Musing
5YT06	Summon
5YT07	Dynamic
5YT08	Signals
5YT09	Aspect
5YT10	Dedicate
5YT11	Juniper
5YT12	Cilantro
5YT13	Hawthorn
5YT14	Thread
5YT15	Spalted
5YT16	Warmer
5YT17	Misted
5YT18	Share
5YT19	Chord
5YT20	Heroic
5YT21	Arpeggio
5YT22	Roots
5YT23	Sumac
5YT24	Purl
5YT25	Homeward

Cozy	
Ancillary/Seating	
54" wide	
100% wool	
3CY01	Heathered Warm Grey
3CY02	Heathered Rye Grass
3CY03	Heathered Cool Grey
3CY05	Heathered Black
3CY06	Heathered Persimmon
3CY07	Heathered Loden
3CY09	Heathered Lagoon
3CY10	Heathered Twilight

Price category 5 continued on next page

# Textile Colors

continued

## GSA

### Price Category 5

continued

Hopsak	
Ancillary/Seating/Workspaces	
56" wide	
100% recycled polyester	
14A20	Black
14A22	Raw Umber Dark
14A26	Grey Blue Dark
14A30	Sepia Dark
14A38	Emerald Dark
14A39	Yellow Dark
14A40	Orange
14A41	Sienna
14A42	Olive Green Dark
14A43	Crimson
14A44	Crimson Dark Dark
14A45	Violet Dark
14A46	Pink Dark Dark
14A47	Ultramarine Dark
14A48	Cobalt Blue
14A49	Terra Cotta
14A50	Ochre Dark

Ingenuie - Geiger Textile	
Ancillary	
54" wide	
28% wool	
26% viscose	
25% acrylic	
16% polyester	
5% cotton	
PFOA-Free stain resistant finish	
1GH01	Sand
1GH02	Fog
1GH03	Flannel
1GH04	Trench
1GH05	Vermillion
1GH06	Adriatic
1GH07	Umber
1GH08	Charcoal

Method – Maharam	
Seating/Workspaces	
54" wide	
100% recycled polyester	
with 12% ocean-bound plastic	
40G01/466579-001	Inspire
40G02/466579-002	Rhea
40G03/466579-003	Noise
40G04/466579-004	Speedway
40G05/466579-005	Villanelle
40G06/466579-006	Maestro
40G07/466579-007	Destiny
40G08/466579-008	Possess
40G09/466579-009	Waterside
40G10/466579-010	Relax
40G11/466579-011	Delightful
40G12/466579-012	Parrotlet
40G13/466579-013	Verdurous
40G14/466579-014	Bosky
40G15/466579-015	Acreage
40G16/466579-016	Allude
40G17/466579-017	Tweed
40G18/466579-018	Korma
40G19/466579-019	Fossilize
40G20/466579-020	Cattail
40G21/466579-021	Shortcake
40G22/466579-022	Racecar
40G23/466579-023	Courtship
40G24/466579-024	Jam
40G25/466579-025	Sparrow

Nico - Maharam	
Ancillary/Seating/Workspaces	
54" wide	
63% wool	
21% polyester	
16% solution-dyed nylon	
ZNC01/466564-001	Alcazar
ZNC02/466564-002	Ironclad
ZNC03/466564-003	Tune
ZNC04/466564-004	Bridegroom
ZNC05/466564-005	Diode
ZNC06/466564-006	Jest

Nico continued	
ZNC07/466564-007	Sanctuary
ZNC08/466564-008	Aquarius
ZNC09/466564-009	Houseboat
ZNC10/466564-010	Olympian
ZNC11/466564-011	Tennis
ZNC12/466564-012	Dressage
ZNC13/466564-013	Zing
ZNC14/466564-014	Bitterroot
ZNC15/466564-015	Gemini
ZNC16/466564-016	Posh
ZNC17/466564-017	Sizzle
ZNC18/466564-018	Cheerful
ZNC19/466564-019	Watermelon
ZNC20/466564-020	Toucan
ZNC21/466564-021	Rosin
ZNC22/466564-022	Jousting
ZNC23/466564-023	Jojoba
ZNC24/466564-024	Dromedary
ZNC25/466564-025	Toasty
ZNC26/466564-026	Casaba
ZNC27/466564-027	Greenhouse
ZNC28/466564-028	Sibyl
ZNC29/466564-029	Spearmint
ZNC30/466564-030	Pothos
ZNC31/466564-031	Calathea
ZNC32/466564-032	Landscape
ZNC33/466564-033	Espalier
ZNC34/466564-034	Gecko
ZNC35/466564-035	Meditation

Summit	
Ancillary/Seating	
54" wide	
100% silicone	
Polyester knit backing	
3SU02	Oyster
3SU03	Zinc
3SU04	Sparrow
3SU07	Black
3SU09	Beachglass
3SU10	Midnight

Vionette - Geiger Textile	
Ancillary	
55" wide	
100% polyester	
1GJ01	White Sand Mix
1GJ02	Desert Mix
1GJ03	Light Gray Mix
1GJ04	Pewter Mix
1GJ05	Cobalt Mix
1GJ06	Prussian Blue Mix
1GJ07	Chocolate Mix
1GJ08	Champagne
1GJ09	Morning Sky
1GJ10	Aquatic
1GJ11	Sapphire
1GJ12	Midnight Blue
1GJ13	Shadow
1GJ14	Java
1GJ15	Carbon
1GJ16	Black
1GJ17	Claret
1GJ18	Poppy

# Textile Colors

continued

GSA

## Price Category 6

Balance	
Seating	
For Embody® chairs	
100% polyester	
3512	Carbon
3513	Black

Outdoor Weave	
Ancillary	
For Eames® Aluminum Group	
Outdoor Chairs	
50% elastomeric	
50% polypropylene	
7203	Lead
7205	Graphite

## Price Category 7

Customer's Own Leather	
Seating/Ancillary	
See Order Information in	
Appendices. Assigned lead-time	
textile. <a href="#">A</a>	

Beck – Maharam	
Ancillary/Seating	
55" wide	
78% wool	
22% nylon	
ZB301/466571-001	Overshadow
ZB302/466571-002	Molecule
ZB303/466571-003	Zeitgeist
ZB304/466571-004	Blacksmith
ZB305/466571-005	Cornerstone
ZB306/466571-006	Chainmail
ZB307/466571-007	Buckram
ZB308/466571-008	Callisto
ZB309/466571-009	Interlude
ZB310/466571-010	Letterpress
ZB311/466571-011	Memoir
ZB312/466571-012	Litmus
ZB313/466571-013	Stoic
ZB314/466571-014	Inkpad
ZB315/466571-015	Praxis
ZB316/466571-016	Astute
ZB317/466571-017	Percolate
ZB318/466571-018	Halocline
ZB319/466571-019	Semblance
ZB320/466571-020	Loch
ZB321/466571-021	Lido
ZB322/466571-022	Underwater
ZB323/466571-023	Tetrapod
ZB324/466571-024	Nymph
ZB325/466571-025	Appalachian
ZB326/466571-026	Menthol
ZB327/466571-027	Woodruff
ZB328/466571-028	Malachite
ZB329/466571-029	Botanist
ZB330/466571-030	Woodlet
ZB331/466571-031	Katydid
ZB332/466571-032	Exuberant
ZB333/466571-033	Retrospect

Beck continued	
ZB334/466571-034	Lambic
ZB335/466571-035	Argil
ZB336/466571-036	Brushstroke
ZB337/466571-037	Candescent
ZB338/466571-038	Reedbuck
ZB339/466571-039	Clayware
ZB340/466571-040	Curio
ZB341/466571-041	Whimsy
ZB342/466571-042	Effervescent
ZB343/466571-043	Lingonberry
ZB344/466571-044	Resplendent
ZB345/466571-045	Hollyhock
ZB346/466571-046	Filigree
ZB347/466571-047	Plutonic
ZB348/466571-048	Foundry
ZB349/466571-049	Patisserie
ZB390	Gold 007/032/033 *
ZB391	Russet 036/040/039 *
ZB392	Indigo 008/013/014 *
ZB393	Forest 006/031/028 *

\* Colors available only on  
Girard Color Wheel Ottoman.

Bellano - Geiger Textile	
Ancillary	
55" wide	
75% wool	
10% linen	
8% nylon	
7% alpaca	
1AX01	Pearl
1AX02	Fog
1AX03	Fawn
1AX04	Pumice
1AX05	Pewter
1AX06	Atlantic
1AX07	Black Green
1AX08	Adriatic
1AX09	Coffee
1AX10	Charcoal
1AX11	Umber
1AX12	Magenta
1AX13	Bittersweet
1AX14	Sunflower

Capri - Geiger Textile	
Ancillary	
55" wide	
36% cotton	
32% acrylic	
24% rayon	
8% polyester	
PFOA-Free stain resistant finish	
Acrylic backing	
17201	Snow
17202	Stone
17203	Trench
17204	Graphite
17205	Anthracite
17206	Light Silver
17207	Russet
17208	Chestnut Brown
17209	Sand
17210	Sterling
17211	Cobalt
17212	Ink

Mantle - Maharam	
Ancillary/Seating	
59% recycled polyester	
37% polyester	
4% spandex	
8PV01	Pavement
8PV02	Future
8PV03	Piper
8PV04	Manifesto
8PV05	Mapo
8PV06	Redwood
8PV07	Rocky
8PV08	Impala
8PV09	Warbler
8PV10	Guild
8PV11	Kinetic
8PV12	Behold
8PV13	Orb
8PV14	Sport
8PV15	Utopia
8PV16	True
8PV17	Galore

Price category 7 continued on  
next page

Textile Colors

continued

GSA

Price Category 7

continued

Price Category 8

Appendix: Textile Colors

Mantle continued

8PV18	Parsley
8PV19	Dare
8PV20	Branzino
8PV21	Network
8PV22	Standard
8PV23	Salamander
8PV24	Oscillate

Milaner - Geiger Textile

Ancillary	
55" wide	
56% wool, 10% acrylic	
10% alpaca, 10% cotton	
8% nylon, 6% rayon	
17101	Linen
17102	Flax
17103	Bark
17104	Deep Navy
17105	Charcoal
17106	Medium Grey
17107	Ash
17108	Crimson

Panno di Dolce - Geiger Textile

Ancillary	
55" wide	
65% wool	
20% nylon	
15% alpaca	
1AV01	Fog
1AV02	Dune
1AV03	Trench
1AV04	Flannel
1AV05	Charcoal
1AV06	Umber
1AV07	Deep Navy
1AV08	Graphite
1AV09	Orange
1AV10	Pink
1AV11	Deep Red
1AV12	Bright Green
1AV13	Cerulean Blue
1AV14	Deep Cerulean Blue

Resca - Geiger Textile

Ancillary	
56" wide	
75% wool	
10% linen	
8% nylon	
7% alpaca	

1AW01	Fog
1AW02	Dune
1AW03	Trench
1AW04	Flannel
1AW05	Umber
1AW06	Bordeaux

Rowan - Maharam

Ancillary/Seating	
77% wool	
12% nylon	
6% acrylic	
5% linen	

5K301	Kingdom
5K302	Northern
5K303	Rabbit
5K304	Elephant
5K305	Furrow
5K306	Heirloom
5K307	Appear
5K308	Repose
5K309	Blackcurrant
5K310	Courage
5K311	Bordeaux
5K312	Cherish
5K313	Brickfield
5K314	Hibiscus
5K315	Carnelian
5K316	Cinnabar
5K317	Toasted
5K318	Revea
5K319	Cortado
5K320	Medallion
5K321	Polenta
5K322	Prized
5K323	Travertine
5K324	Companion
5K325	Library
5K326	Fable

Rowan continued

5K327	Pixie
5K328	Arboretum
5K329	Ease
5K330	Sapling
5K331	Cottonwood
5K332	Scout
5K333	Valleyside
5K334	Ornament
5K335	Zucchini
5K336	Ethereal
5K337	Springtide
5K338	Traverse
5K339	Untold
5K340	Flowing
5K341	Laguna
5K342	Cerulean
5K343	Soundscape
5K344	Message
5K345	Freefall
5K346	Musical
5K347	Puzzle
5K348	Operatic
5K349	Daydream
5K350	Shale
5K351	Forward
5K352	Anthracite

Wool Tweed - Geiger Textile

Ancillary	
54" wide	
80% wool, 20% nylon	
16601	Trench
16602	Pewter
16603	Ruby
16604	Blue Gray
16605	Navy
16606	Umber
16607	Charcoal

Luce - Maharam

Ancillary/Seating	
59" wide	
75% post-consumer recycled wool	
20% polyester	
5% nylon	
ZLU01/466566-001	Brioche
ZLU02/466566-002	Blanched
ZLU03/466566-003	Relic
ZLU04/466566-004	Sinter
ZLU05/466566-005	Scoria
ZLU06/466566-006	Austere
ZLU07/466566-007	Pigment
ZLU08/466566-008	Alkali
ZLU09/466566-009	Tidal
ZLU10/466566-010	Imbue
ZLU11/466566-011	Reservoir
ZLU12/466566-012	Brine
ZLU13/466566-013	Undertone
ZLU14/466566-014	Prelude
ZLU15/466566-015	Submerge
ZLU16/466566-016	Cypress
ZLU17/466566-017	Awash
ZLU18/466566-018	Adriatic
ZLU19/466566-019	Province
ZLU20/466566-020	Virescent
ZLU21/466566-021	Nettle
ZLU22/466566-022	Agrarian
ZLU23/466566-023	Serpentine
ZLU24/466566-024	Laurel
ZLU25/466566-025	Clarion
ZLU26/466566-026	Gooseberry
ZLU27/466566-027	Swelter
ZLU28/466566-028	Etruscan
ZLU29/466566-029	Coulis
ZLU30/466566-030	Rubescient
ZLU31/466566-031	Akoya
ZLU32/466566-032	Radiant
ZLU33/466566-033	Regent
ZLU34/466566-034	Spectral
ZLU35/466566-035	Thistle

# Textile Colors

continued

## GSA

### Price Category 9

Gemma – Maharam	
Ancillary/Seating	
55" wide	
85% wool	
15% nylon	
ZGE01/466568-001	Crinoline
ZGE02/466568-002	Angelic
ZGE03/466568-003	Savory
ZGE04/466568-004	Honeycomb
ZGE05/466568-005	Gilded
ZGE06/466568-006	Paddleboat
ZGE07/466568-007	Stagecoach
ZGE08/466568-008	Waterbuck
ZGE09/466568-009	Earnest
ZGE10/466568-010	Auric
ZGE11/466568-011	Carmine
ZGE12/466568-012	Serape
ZGE13/466568-013	Ferric
ZGE14/466568-014	Canyon
ZGE15/466568-015	Alembic
ZGE16/466568-016	Patio
ZGE17/466568-017	Sorrel
ZGE18/466568-018	Root
ZGE19/466568-019	Mansion
ZGE20/466568-020	Buff
ZGE21/466568-021	Starch
ZGE22/466568-022	Dawn
ZGE23/466568-023	Countryside
ZGE24/466568-024	Dewy
ZGE25/466568-025	Reliquary
ZGE26/466568-026	Deluge
ZGE27/466568-027	Overlay
ZGE28/466568-028	Electron
ZGE29/466568-029	Sheath
ZGE30/466568-030	Quietude
ZGE31/466568-031	Jargon
ZGE32/466568-032	Powder
ZGE33/466568-033	Tide
ZGE34/466568-034	Outwash
ZGE35/466568-035	Enamored
ZGE36/466568-036	Smitten
ZGE37/466568-037	Revere
ZGE38/466568-038	Mangosteen
ZGE39/466568-039	Allium
ZGE40/466568-040	Immense

Gemma continued	
ZGE41/466568-041	Chamber
ZGE42/466568-042	Cosmos
ZGE43/466568-043	Inkling
ZGE44/466568-044	Rainwater
ZGE45/466568-045	Shade
ZGE46/466568-046	Pendant
ZGE47/466568-047	Axial
ZGE48/466568-048	Fervent
ZGE49/466568-049	Legacy
ZGE50/466568-050	Caliber
ZGE51/466568-051	Temple
ZGE52/466568-052	Evenfall

Jasper - Maharam	
Seating	
53" wide	
55% wool	
27% solution-dyed nylon	
18% cotton	
ZJA01/466563-001	Thrill
ZJA02/466563-002	Anise
ZJA03/466563-003	Grapefruit
ZJA04/466563-004	Lifeguard
ZJA05/466563-005	Heartfelt
ZJA06/466563-006	Corsage
ZJA07/466563-007	Earthenware
ZJA08/466563-008	Bear
ZJA09/466563-009	Firelight
ZJA10/466563-010	Dreamcatcher
ZJA11/466563-011	Bobcat
ZJA12/466563-012	Glacial
ZJA13/466563-013	Vaporize
ZJA14/466563-014	Trapdoor
ZJA15/466563-015	Halcyon
ZJA16/466563-016	Observatory
ZJA17/466563-017	Steamboat
ZJA18/466563-018	Aquathlon
ZJA19/466563-019	Cloudless
ZJA20/466563-020	Briny
ZJA21/466563-021	Magical
ZJA22/466563-022	Picnic
ZJA23/466563-023	Herbage
ZJA24/466563-024	Pasture
ZJA25/466563-025	Courtyard
ZJA26/466563-026	Leapfrog

Leather	
Ancillary/Seating	
approx. 50 sq. ft. per hide	
100% leather	
2101	Ivory
2109	Black *
2110	Smoke
2111	Graphite
2112	Khaki
2113	Rattan
2114	Truffle
2115	Alpine
2116	Haze
2117	Sable Grey
2118	Dark Mineral **
2119	Dark Carbon ***
2120	Cranberry
2121	Deep Sea

\* Armpad color available on Aeron® Chair, Graphite.  
 \*\* Armpad color available on Aeron Chair, Mineral.  
 \*\*\* Armpad color available on Aeron Chair, Carbon.

### Price Category 10

Bristol Leather - Geiger Textile	
Ancillary	
approx. 55 sq. ft. per hide	
100% leather	
5-507	Black
5-511	Putty
5-519	Hunter
5-520	White
5-521	Ivory
5-522	Parchment
5-537	Caribbean
5-546	Pumice
5-547	Smoke
5-548	Charcoal
5-549	Dark Shale
5-556	Downtown Grey
5-557	City Night
5-559	Ash Grey
5-563	Champagne
5-564	Chestnut Brown
5-565	Dark Sienna
5-566	Earthen
5-567	Desert
5-568	British Green
5-579	Paris Blue
5-583	Atlantic
5-592	Camel
5-594	Taupe
5-597	Pure
5-598	Cream
5-600	Midnight Blue
5-603	Sangria
5-604	Swiss Red
5-605	Nordic Yellow
5-606	Sky Grey
5-608	Natural

Price category 10 continued on next page



# Textile Colors

continued

## GSA

### Price Category 10

continued

Firma – Maharam	
Ancillary/Seating	
55" wide	
78% wool	
22% nylon	
3KH01/466582-001	Wrath
3KH02/466582-002	Pantomime
3KH03/466582-003	Shaded
3KH04/466582-004	Prologue
3KH05/466582-005	Framework
3KH06/466582-006	Railroad
3KH07/466582-007	Grommet
3KH08/466582-008	Lunisolar
3KH09/466582-009	Snowpack
3KH10/466582-010	Coldsnap
3KH11/466582-011	Sealift
3KH12/466582-012	Brood
3KH13/466582-013	Intertidal
3KH14/466582-014	Confide
3KH15/466582-015	Secluded
3KH16/466582-016	Leisure
3KH17/466582-017	Portfolio
3KH18/466582-018	Strato
3KH19/466582-019	Fogbow
3KH20/466582-020	Snowcone
3KH21/466582-021	Kazoo
3KH22/466582-022	Esteem
3KH23/466582-023	Mackerel
3KH24/466582-024	Brooch
3KH25/466582-025	Caesious
3KH26/466582-026	Islet
3KH27/466582-027	Biosphere
3KH28/466582-028	Hilltop
3KH29/466582-029	Arboreal
3KH30/466582-030	Lineage
3KH31/466582-031	Comfrey
3KH32/466582-032	Circe
3KH33/466582-033	Ecosystem
3KH34/466582-034	Knack
3KH35/466582-035	Watt
3KH36/466582-036	Epiphany
3KH37/466582-037	Gamma
3KH38/466582-038	Taxicab
3KH39/466582-039	Varietal

Gemma Multi – Maharam	
Ancillary/Seating	
55" wide	
85% wool	
15% nylon	
ZGF01/466569-001	Andromeda
ZGF02/466569-002	Dappled
ZGF03/466569-003	Lyra
ZGF04/466569-004	Flaunt
ZGF05/466569-005	Celluloid
ZGF06/466569-006	Hydrozoa
ZGF07/466569-007	Firefly
ZGF08/466569-008	Pisces
ZGF09/466569-009	Strath
ZGF10/466569-010	Erosion
ZGF11/466569-011	Cabaret
ZGF12/466569-012	Candytuft
ZGF13/466569-013	Juice
ZGF14/466569-014	Fairground
ZGF15/466569-015	Copperplate
ZGF16/466569-016	Sunbird
ZGF17/466569-017	Cinematic
ZGF18/466569-018	Clairvoyant
ZGF19/466569-019	Crocus
ZGF20/466569-020	Memoir
ZGF21/466569-021	Roulette
ZGF22/466569-022	Voltaic
ZGF23/466569-023	Compote
ZGF24/466569-024	Lambent
ZGF25/466569-025	Twister
ZGF26/466569-026	Chronicle
ZGF27/466569-027	Sidereal
ZGF28/466569-028	Tanzanite
ZGF29/466569-029	Crystalize
ZGF30/466569-030	Chromium
ZGF31/466569-031	Pallium
ZGF32/466569-032	Spectre
ZGF33/466569-033	Courgette
ZGF34/466569-034	Viper
ZGF35/466569-035	Sunlit
ZGF36/466569-036	Heavenly
ZGF37/466569-037	Vernal
ZGF38/466569-038	Cress
ZGF39/466569-039	Limn
ZGF40/466569-040	Horseradish

Gemma Multi continued	
ZGF41/466569-041	Shandy
ZGF42/466569-042	Granary
ZGF43/466569-043	Percolate
ZGF44/466569-044	Motor
ZGF45/466569-045	Unicorn
ZGF46/466569-046	Lobster
ZGF47/466569-047	Rhododendron
ZGF48/466569-048	Taffy
ZGF49/466569-049	Rishi
ZGF50/466569-050	Backcountry
ZGF51/466569-051	Buckthorn
ZGF52/466569-052	Coniferous
ZGF53/466569-053	Delphic
ZGF54/466569-054	Hieroglyph
ZGF55/466569-055	Eiderdown
ZGF56/466569-056	Sandbar
ZGF57/466569-057	Tanager

Gemma Multi Reverse – Maharam	
Ancillary/Seating	
55" wide	
85% wool	
15% nylon	
ZGF58/466569-101	Andromeda
	Reverse
ZGF59/466569-102	Dappled
	Reverse
ZGF60/466569-103	Lyra
	Reverse
ZGF61/466569-104	Flaunt
	Reverse
ZGF62/466569-105	Celluloid
	Reverse
ZGF63/466569-106	Hydrozoa
	Reverse
ZGF64/466569-107	Firefly
	Reverse
ZGF65/466569-108	Pisces
	Reverse
ZGF66/466569-109	Strath
	Reverse
ZGF67/466569-110	Erosion
	Reverse

Gemma Multi Reverse continued	
ZGF68/466569-111	Cabaret
	Reverse
ZGF69/466569-112	Candytuft
	Reverse
ZGF70/466569-113	Juice
	Reverse
ZGF71/466569-114	Fairground
	Reverse
ZGF72/466569-115	Copperplate
	Reverse
ZGF73/466569-116	Sunbird
	Reverse
ZGF74/466569-117	Cinematic
	Reverse
ZGF75/466569-118	Clairvoyant
	Reverse
ZGF76/466569-119	Crocus
	Reverse
ZGF77/466569-120	Memoir
	Reverse
ZGF78/466569-121	Roulette
	Reverse
ZGF79/466569-122	Voltaic
	Reverse
ZGF80/466569-123	Compote
	Reverse
ZGF81/466569-124	Lambent
	Reverse
ZGF82/466569-125	Twister
	Reverse
ZGF83/466569-126	Chronicle
	Reverse
ZGF84/466569-127	Sidereal
	Reverse
ZGF85/466569-128	Tanzanite
	Reverse
ZGF86/466569-129	Crystalize
	Reverse
ZGF87/466569-130	Chromium
	Reverse
ZGF88/466569-131	Pallium
	Reverse
ZGF89/466569-132	Spectre
	Reverse

Price category 10 continued on next page

# Textile Colors

continued

## GSA

### Price Category 10

continued

#### Gemma Multi Reverse continued

ZGF90/466569-133	Courgette
	Reverse
ZGF91/466569-134	Viper
	Reverse
ZGF92/466569-135	Sunlit
	Reverse
ZGF93/466569-136	Heavenly
	Reverse
ZGF94/466569-137	Vernal
	Reverse
ZGF95/466569-138	Cress
	Reverse
ZGF96/466569-139	Limn
	Reverse
ZGF97/466569-140	Horseradish
	Reverse
ZGF98/466569-141	Shandy
	Reverse
ZGF99/466569-142	Granary
	Reverse
ZGFA0/466569-143	Percolate
	Reverse
ZGFA1/466569-144	Motor
	Reverse
ZGFA2/466569-145	Unicorn
	Reverse
ZGFA3/466569-146	Lobster
	Reverse
ZGFA4/466569-147	Rhododendron
	Reverse
ZGFA5/466569-148	Taffy
	Reverse
ZGFA6/466569-149	Rishi
	Reverse
ZGFA7/466569-150	Backcountry
	Reverse
ZGFA8/466569-151	Buckthorn
	Reverse
ZGFA9/466569-152	Coniferous
	Reverse
ZGFB0/466569-153	Delphic
	Reverse

#### Gemma Multi Reverse continued

ZGFB1/466569-154	Hieroglyph
	Reverse
ZGFB2/466569-155	Eiderdown
	Reverse
ZGFB3/466569-157	Tanager
	Reverse

#### Petra - Maharam

Ancillary/Seating	
55" wide	
70% wool	
19% linen	
11% nylon	
ZP401/466580-001	Hieroglyph
ZP402/466580-002	Interior
ZP403/466580-003	Samovar
ZP404/466580-004	Calcite
ZP405/466580-005	Silversmith
ZP406/466580-006	Rivet
ZP407/466580-007	Carpolite
ZP408/466580-008	Bonbon
ZP409/466580-009	Dreamy
ZP410/466580-010	Bejewel
ZP411/466580-011	Sashimi
ZP412/466580-012	Spirula
ZP413/466580-013	Chalet
ZP414/466580-014	Reindeer
ZP415/466580-015	Nostalgia
ZP416/466580-016	Trove
ZP417/466580-017	Narcissus
ZP418/466580-018	Yurt
ZP419/466580-019	Congee
ZP420/466580-020	Genepy
ZP421/466580-021	Herbaceous
ZP422/466580-022	Paddock
ZP423/466580-023	Precious
ZP424/466580-024	Biome
ZP425/466580-025	Tinted
ZP426/466580-026	Pelagic
ZP427/466580-027	Bluebill
ZP428/466580-028	Chicory
ZP429/466580-029	Eaglet
ZP430/466580-030	Permafrost
ZP431/466580-031	Atlantic
ZP432/466580-032	Airstream
ZP433/466580-033	Debonair

### Price Category 11

#### Felix - Maharam

Ancillary/Seating	
85% wool	
15% nylon	
3BS01	Angular
3BS02	Shark
3BS03	Easy
3BS04	Cue
3BS05	Rye
3BS06	Champion
3BS07	Between
3BS08	Propose
3BS09	Rising
3BS10	Tile
3BS11	Place
3BS12	Kernel
3BS13	Pinnacle
3BS14	Darling
3BS15	Seasonal
3BS16	Shipmate
3BS17	Jump
3BS18	Geyser
3BS19	Team

#### Prone Leather - Maharam

Ancillary	
approx. 50 sq. ft. per hide	
100% leather	
protective top coat	
1NX01/700020-001	Lotus
1NX02/700020-002	Timbre
1NX03/700020-003	Essence
1NX04/700020-004	Script
1NX05/700020-005	Gambit
1NX06/700020-006	Obsidian
1NX07/700020-007	Sail
1NX09/700020-009	Vine
1NX10/700020-010	Yarrow
1NX13/700020-013	Balsa
1NX14/700020-014	Shore
1NX15/700020-015	Bricolage
1NX17/700020-017	Ledge
1NX19/700020-019	Mantra
1NX20/700020-020	Java
1NX21/700020-021	Lute
1NX22/700020-022	Glow
1NX23/700020-023	Hickory

### Price Category A

No fabrics available at this time.

# Textile Colors

continued

GSA

## Price Category B

Medium – Maharam	
Ancillary/Seating/Workspaces	
54" wide	
100% polyester	
VM01/463490-001	Raven
VM02/463490-002	Smoke
VM03/463490-003	Alloy
VM04/463490-004	Flax
VM07/463490-007	Espresso
VM14/463490-014	Laser
VM16/463490-016	Port
VM22/463490-022	Marina
VM29/463490-029	Pistachio
VM32/463490-032	Prospect
VM36/463490-036	Delight
VM39/463490-039	Nautical
VM40/463490-040	Pool
VM44/463490-044	Washed
VM45/463490-045	Sculpture
VM46/463490-046	Thatched
VM47/463490-047	Hike
VM48/463490-048	Tangle
VM49/463490-049	Pacific
VM50/463490-050	Cosmic
VM53/463490-053	Nasturtium
Messenger — Maharam	
Ancillary/Seating/Workspaces	
54" wide	
78% post-industrial recycled polyester	
15% polyester	
7% nylon	
TI07/458640-007	Shadow
TI08/458640-008	Bayou *
TI24/458640-024	Poppy
TI25/458640-025	Mao
TI29/458640-029	Onyx *
TI31/458640-031	Cloud *
TI38/458640-038	Depth *
TI40/458640-040	Nile *
TI41/458640-041	Azure *
TI45/458640-045	Cactus *

Messenger continued	
TI46/458640-046	Ice *
TI48/458640-048	Neon
TI50/458640-050	Hydrangea
TI53/458640-053	Tangelo
TI54/458640-054	Lumine *
TI58/458640-058	Snow **
TI60/458640-060	Peridot
TI61/458640-061	Capri *
TI62/458640-062	Ultramarine
TI63/458640-063	Squall
TI66/458640-066	Cassis
TI67/458640-067	Aster
TI69/458640-069	Cherry
TI70/458640-070	Vibrant
TI71/458640-071	Satsuma *
TI72/458640-072	Maize
TI76/458640-076	Fossil
TI77/458640-077	Ash
TI78/458640-078	Tusk
TI79/458640-079	Oyster **
TI81/458640-081	Husk
TI84/458640-084	Robust
TI85/458640-085	Beyond
TI86/458640-086	Voyage *
TI87/458640-087	Everglade
TI89/458640-089	Blanch **
TI90/458640-090	Longspur
TI91/458640-091	Vireo
TI92/458640-092	Dipper
TI93/458640-093	Gale
TI94/458640-094	Hunter
TI95/458640-095	Lime
TI96/458640-096	Apple
TI97/458640-097	Krill
TI98/458640-098	Catalyst
* Colors available on 20-day lead time.	
** Colors not available on Eames Molded Fiberglass and Molded Plastic Side Chairs.	

## Price Category C

Manner - Maharam	
Ancillary/Seating/Workspaces	
54" wide	
65% post-industrial recycled polyester	
35% post-consumer recycled polyester	
Z2701/466177-001	Magic
Z2702/466177-002	Carob
Z2703/466177-003	Porpoise
Z2704/466177-004	Flint
Z2705/466177-005	Hush *
Z2706/466177-006	Nuance
Z2711/466177-011	Ember
Z2712/466177-012	Wagon
Z2713/466177-013	Ablaze
Z2714/466177-014	Peel
Z2716/466177-016	Butterscotch
Z2717/466177-017	Harvest
Z2720/466177-020	Parakeet
Z2722/466177-022	Aquatic
Z2723/466177-023	Cottage
Z2724/466177-024	Dahlia
Z2725/466177-025	Vivid
Z2726/466177-026	Basin
Z2727/466177-027	Schooner
Z2729/466177-029	Silverpoint
Z2730/466177-030	Lattice
Z2731/466177-031	Smoky
Z2732/466177-032	Magnetic
Z2733/466177-033	Woad
Z2734/466177-034	Resolute
Z2735/466177-035	Cruise
Z2736/466177-036	Atmospheric
Z2737/466177-037	Cloudburst
Z2738/466177-038	Tidewater
Z2739/466177-039	Firth
Z2740/466177-040	Oceanside
Z2741/466177-041	Grandeur
Z2742/466177-042	Comfort
Z2743/466177-043	Dill
Z2744/466177-044	Poplar
Z2745/466177-045	Citronella
Z2746/466177-046	Passerine

Manner continued	
Z2747/466177-047	Southwest
Z2748/466177-048	Roseate
Z2749/466177-049	Charisma
Z2750/466177-050	Siltstone
Z2751/466177-051	Kimono
Z2752/466177-052	Valiant
Z2753/466177-053	Baroness
* Color not available on Eames Aluminum Group, Executive Chairs, Upholstered Molded Plywood Chairs, and Sofa Compact.	
Merit - Maharam	
Seating	
54" wide	
76% post-industrial recycled polyester	
24% polyester	
PFOA-Free stain resistant	
88Z01/466444-001	Trickle
88Z02/466444-002	Beluga
88Z03/466444-003	Gunmetal
88Z04/466444-004	Blackout
88Z05/466444-005	Superior
88Z06/466444-006	Ocean
88Z07/466444-007	Highborn
88Z08/466444-008	Immersed
88Z09/466444-009	Rainfall
88Z10/466444-010	Blizzard
88Z11/466444-011	Poolside
88Z12/466444-012	Steel
88Z13/466444-013	Zircon
88Z14/466444-014	Ripple
88Z15/466444-015	Aegean
88Z16/466444-016	Armada
88Z17/466444-017	Hedera
88Z18/466444-018	Rainforest
88Z19/466444-019	Gator
88Z20/466444-020	Vineyard
88Z21/466444-021	Pine
88Z22/466444-022	Kiwi
88Z23/466444-023	Kookaburra

Price category C continued on next page



# Textile Colors

continued

## GSA

### Price Category C

continued

Merit continued	
88Z24/466444-024	Bellini
88Z25/466444-025	Sunflower
88Z26/466444-026	Sandstorm
88Z27/466444-027	Mudder
88Z28/466444-028	Lynx
88Z29/466444-029	Farro
88Z30/466444-030	Manila
88Z31/466444-031	Starfish
88Z32/466444-032	Brass
88Z33/466444-033	Arrow
88Z34/466444-034	Gelato
88Z35/466444-035	Nectarine
88Z36/466444-036	Macaron
88Z37/466444-037	Alert
88Z38/466444-038	Goji
88Z39/466444-039	Cabernet
88Z40/466444-040	Eggplant
88Z41/466444-041	Hawk
88Z42/466444-042	Stag
88Z43/466444-043	Overcast
Metric – Maharam	
Seating/Workspaces	
54" wide	
51% post-industrial recycled polyester	
49% polyester	
Z302/466014-002	Fog
Z303/466014-003	Fleece
Z312/466014-012	Cardinal
Z313/466014-013	Lava
Z318/466014-018	Pollen
Z320/466014-020	Alligator
Z323/466014-023	Tar
Z324/466014-024	Anchor
Z326/466014-026	Admiral
Z327/466014-027	Seaport
Z328/466014-028	Scuba
Z329/466014-029	Skate
Z330/466014-030	Hopscotch
Z331/466014-031	Film
Z332/466014-032	Whale
Z333/466014-033	Downpour
Z334/466014-034	Midday

Metric continued	
Z335/466014-035	Talisman
Z336/466014-036	Hedgerow
Z337/466014-037	Snorkel
Z338/466014-038	Highway
Z339/466014-039	Canary
Z340/466014-040	Sunny
Z341/466014-041	Aztec
Z342/466014-042	Fruit
Z343/466014-043	Galah
Z344/466014-044	Kiln
Z345/466014-045	Moth
Murmur - Maharam	
Seating	
55" wide	
100% polyester	
PFOA-Free stain resistant	
8EY01/466446-001	Gust
8EY02/466446-002	Harmonica
8EY03/466446-003	Canopy
8EY04/466446-004	Dim
8EY05/466446-005	Peppercorn
8EY06/466446-006	Cauldron
8EY07/466446-007	Conquer
8EY08/466446-008	Rapids
8EY09/466446-009	Seawater
8EY10/466446-010	Baby
8EY11/466446-011	Elderberry
8EY12/466446-012	Iceberg
8EY13/466446-013	Tallgrass
8EY14/466446-014	Underground
8EY15/466446-015	Biome
8EY16/466446-016	Cask
8EY17/466446-017	Argan
8EY18/466446-018	Sundown
8EY19/466446-019	Ignite
8EY20/466446-020	Sultry
8EY21/466446-021	Sangria

### Price Category D

Bluff - Maharam	
Ancillary/Seating	
54" wide	
100% polyurethane	
Ink-resistant protective top coat	
Polyester backing	
8I801/466489-001	Loom
8I802/466489-002	Helm
8I803/466489-003	Cruller
8I804/466489-004	Folklore
8I805/466489-005	Beguile
8I806/466489-006	Sherpa
8I807/466489-007	Teleport
8I808/466489-008	Annex
8I809/466489-009	Lorimer
8I810/466489-010	Cinema
8I811/466489-011	Zip
8I812/466489-012	Coach
8I813/466489-013	Supernova
8I814/466489-014	Pirate
8I815/466489-015	Academy
8I816/466489-016	Disco
8I817/466489-017	Equator
8I818/466489-018	Brink
8I819/466489-019	Scene
8I820/466489-020	Petrichor
8I821/466489-021	Exotic
8I822/466489-022	Fauna
8I823/466489-023	Calabash
8I824/466489-024	Fuscous
8I825/466489-025	Wildling
8I826/466489-026	Blitz
8I827/466489-027	Allspice
8I828/466489-028	Lumos
8I829/466489-029	Pilot
8I830/466489-030	Jukebox
8I831/466489-031	Dugout
8I832/466489-032	Claret
8I833/466489-033	Flamenco
Mode – Maharam	
Ancillary/Seating/Workspaces	
54" wide	
80% post-consumer recycled polyester	
20% polyester	
PFOA-Free stain resistant finish	
ZMD01/466337-001	Stroll
ZMD02/466337-002	Intaglio
ZMD03/466337-003	Ominous
ZMD04/466337-004	Machine
ZMD05/466337-005	Talus
ZMD06/466337-006	Marsh
ZMD07/466337-007	Hollow
ZMD08/466337-008	Sycamore
ZMD09/466337-009	Clavicle
ZMD10/466337-010	Billygoat
ZMD11/466337-011	Spindle
ZMD12/466337-012	Lemon
ZMD13/466337-013	Oxeye
ZMD14/466337-014	Henge
ZMD15/466337-015	Goldenrod
ZMD16/466337-016	Cottontail
ZMD17/466337-017	Lioness
ZMD18/466337-018	Oriole
ZMD19/466337-019	Rust
ZMD20/466337-020	Carotene
ZMD21/466337-021	Blush
ZMD22/466337-022	Vermillion
ZMD23/466337-023	Alder
ZMD24/466337-024	Kermes
ZMD25/466337-025	Barberry
ZMD26/466337-026	Petal
ZMD27/466337-027	Valley
ZMD28/466337-028	Odyssey
ZMD29/466337-029	Ballpoint
ZMD30/466337-030	Toile
ZMD31/466337-031	Paradise

Price category D continued on next page

# Textile Colors

continued

## GSA

### Price Category D

continued

#### Mode continued

ZMD32/466337-032	Angelfish
ZMD33/466337-033	Denim
ZMD34/466337-034	Crush
ZMD35/466337-035	Jetty
ZMD36/466337-036	Saltwater
ZMD37/466337-037	Mallard
ZMD38/466337-038	Celtic
ZMD39/466337-039	Eucalyptus
ZMD40/466337-040	Bonsai
ZMD41/466337-041	Sassafras
ZMD42/466337-042	Yucca
ZMD43/466337-043	Lichen

#### Spiral - Maharam

Workspaces	
66" wide	
100% polyester	
ZS301/901882-001	Chalk
ZS303/901882-003	Wheat
ZS304/901882-004	Mica
ZS305/901882-005	Pavement
ZS306/901882-006	Graphite

### Price Category E

#### Article – Maharam

Ancillary/Seating	
54" wide	
100% vinyl	
ZAT08/458600-008	Marina
ZAT13/458600-013	Flume
ZAT14/458600-014	Storm
ZAT15/458600-015	Toast
ZAT19/458600-019	Fleece
ZAT22/458600-022	Stone
ZAT26/458600-026	Mercury
ZAT29/458600-029	Bluegrass
ZAT31/458600-031	Truffle
ZAT32/458600-032	Gravel
ZAT33/458600-033	Value
ZAT34/458600-034	Tint
ZAT35/458600-035	Snowflake
ZAT36/458600-036	Chalice
ZAT37/458600-037	Trail
ZAT38/458600-038	Pyramid
ZAT39/458600-039	Desert
ZAT40/458600-040	Lei
ZAT41/458600-041	Rouge
ZAT42/458600-042	Karma
ZAT43/458600-043	Opal
ZAT44/458600-044	Periwinkle
ZAT45/458600-045	Vampire
ZAT46/458600-046	Surf
ZAT47/458600-047	Plumage

#### Micro – Maharam

Ancillary	
54" wide	
100% vinyl	
ZMB01/466099-001	Muslin
ZMB04/466099-004	Basalt
ZMB06/466099-006	Phantom
ZMB07/466099-007	Depth
ZMB08/466099-008	Cottage
ZMB09/466099-009	Hunter
ZMB11/466099-011	Tomatillo
ZMB12/466099-012	Brew
ZMB14/466099-014	Tang
ZMB15/466099-015	Risk

#### Parallel — Maharam

Workspaces	
66" wide	
100% recycled polyester	
TT03/901180-003	Fog
TT22/901180-022	Sterling
TT23/901180-023	Linen
TT24/901180-024	Pea
TT27/901180-027	Boulder
TT28/901180-028	Stream
TT29/901180-029	Shiitake
TT32/901180-032	Brandy
TT33/901180-033	Crater
TT36/901180-036	Quail

### Price Category F

#### Apt – Maharam

Ancillary/Seating	
54" wide	
100% polyurethane/silicone	
Ink-resistant protective top coat	
Polyester backing	
82T12/466392-012	Iris
82T13/466392-013	Nocturnal
82T14/466392-014	Fluid
82T15/466392-015	Eden
82T16/466392-016	Galactic
82T17/466392-017	Shoreline
82T18/466392-018	Jade
82T19/466392-019	Garden
82T20/466392-020	Botanic
82T21/466392-021	Chartreuse
82T23/466392-023	Lyric
82T24/466392-024	Turmeric
82T25/466392-025	Bengal
82T26/466392-026	Core
82T27/466392-027	Mantle
82T28/466392-028	Sorbet
82T32/466392-032	Oak
82T33/466392-033	Castle
82T34/466392-034	Follow
82T35/466392-035	Elixir
82T36/466392-036	Charm
82T37/466392-037	Descend
82T38/466392-009	Sketch
82T39/466392-010	Glacier
82T40/466392-031	Fortress
82T41/466392-030	Lotus
82T42/466392-001	Coconut
82T43/466392-011	Cobblestone
82T44/466392-029	Bloom
82T45/466392-022	Crepe
82T46/466392-006	Hickory
82T47/466392-007	Constellation
82T48/466392-008	Labyrinth
82T49/466392-002	Vibe
82T50/466392-003	Stampede
82T51/466392-004	Lumber
82T52/466392-005	Gingerbread

Price category F continued on next page

# Textile Colors

continued

## GSA

### Price Category F

continued

Emit – Maharam	Instill <i>continued</i>	Ledger – Maharam	Pepper - Maharam
Workspaces	74M19/466351-019 Koala	Ancillary/Seating	Seating
54" wide	74M20/466351-020 Dorsal	54" wide	58" wide
55% post-industrial recycled polyester	74M21/466351-021 Stealth	100% polyurethane	49% polyester
45% post-consumer recycled polyester	74M22/466351-022 Mosey	V9G1/463770-001 001	41% post-industrial recycled polyester
PFOA-free stain resistant	74M23/466351-023 Beachfront	V9G2/463770-002 002	10% post-consumer recycled polyester
8EX01/466378-001 Wed	74M24/466351-024 Discovery	V9G3/463770-003 003	PFOA-Free stain resistant
8EX02/466378-002 Zebra	74M25/466351-025 Grasp	V9G4/463770-004 004	Acrylic Backing
8EX03/466378-003 Chiffon	74M26/466351-026 Arboreous	V9GG/463770-017 017	8LW01/466486-001 Dojo
8EX05/466378-005 Nectar	74M27/466351-027 Yearling	V9GQ/463770-025 025	8LW02/466486-002 Marengo
8EX06/466378-006 Elk	74M28/466351-028 Allele	V9GS/463770-026 026	8LW03/466486-003 Harlequin
8EX08/466378-008 Goldenrod	74M29/466351-029 Eager	V9GU/463770-028 028	8LW04/466486-004 Pavlova
8EX09/466378-009 Beached	74M30/466351-030 Rise	V9GV/463770-029 029	8LW06/466486-006 Achiote
8EX10/466378-010 Samba	74M31/466351-031 Latte	V9GW/463770-030 030	8LW07/466486-007 Essence
8EX11/466378-011 Nest	74M32/466351-032 Compose	V9GX/463770-031 031	8LW08/466486-008 Genome
8EX14/466378-014 Groove	74M33/466351-033 Furrow	V9GY/463770-032 032	8LW09/466486-009 Myriad
8EX17/466378-017 Haiku	74M34/466351-034 Tenor	V9G18/463770-042 042	8LW10/466486-010 Terrarium
8EX18/466378-018 Bluefin	74M35/466351-035 Annatto	V9G19/463770-043 043	
8EX19/466378-019 Flow	74M36/466351-036 Together	V9G20/463770-044 044	<b>Pitch - Maharam</b>
8EX20/466378-020 Xenon	74M37/466351-037 Intention	V9G21/463770-045 045	Ancillary
8EX21/466378-021 Artem	74M38/466351-038 Overnight	V9G22/463770-046 046	54" wide
8EX22/466378-022 Zen	74M39/466351-039 Icecap		100% vinyl
8EX25/466378-025 Limeade	74M40/466351-040 Metamorphic	<b>Loop - Maharam</b>	ZPC04/466186-004 Pollen
	74M41/466351-041 Anthracite	Seating	ZPC07/466186-007 Apple
		57" wide	ZPC11/466186-011 Voyage
		48% post-industrial recycled polyester	ZPC12/466186-012 Turquoise
		26% polyester	ZPC14/466186-014 Inlet
		26% post-consumer recycled polyester	ZPC15/466186-015 Captain
		PFOA-Free stain resistant	ZPC16/466186-016 Aura
		Acrylic Backing	ZPC17/466186-017 Coastal
		ZLL01/466469-001 Opossum	ZPC18/466186-018 Fog
		ZLL02/466469-002 Foundation	ZPC19/466186-019 Coal
		ZLL03/466469-003 Naval	ZPC21/466186-021 Mulberry
		ZLL04/466469-004 Buoyant	ZPC24/466186-024 Flame
		ZLL05/466469-005 Mockingbird	ZPC26/466186-026 Tumbleweed
		ZLL06/466469-006 Dynasty	ZPC29/466186-029 Subtle
		ZLL07/466469-007 Zori	ZPC30/466186-030 Buff
		ZLL08/466469-008 Wildfire	
		ZLL09/466469-009 Floral	
		ZLL10/466469-010 Penguin	
			<i>Price category F continued on next page</i>
Instill – Maharam	Keen - Maharam		
Ancillary/Seating	Seating		
54" wide	54" wide		
100% polyurethane	61% polyester		
Ink-resistant protective top coat	39% polyolefin		
Polyester backing	PFOA-Free stain resistant		
74M01/466351-001 Page	Acrylic backing		
74M02/466351-002 Limestone	89N01/466433-001 Gaur		
74M03/466351-003 Bobwhite	89N02/466433-002 Lock		
74M04/466351-004 Loafer	89N03/466433-003 Elk		
74M07/466351-007 Shaker	89N04/466433-004 Oatmeal		
74M08/466351-008 Doe	89N05/466433-005 Lakefront		
74M09/466351-009 Ride	89N06/466433-006 Argent		
74M10/466351-010 Squire	89N07/466433-007 Coyote		
74M11/466351-011 Tannin	89N08/466433-008 Eventide		
74M12/466351-012 Vitis	89N09/466433-009 Canal		
74M14/466351-014 Quail	89N10/466433-010 Rosemary		
74M15/466351-015 Brittanica	89N11/466433-011 Herb		
74M16/466351-016 Narwhal	89N12/466433-012 Ruby		
74M18/466351-018 Stowaway	89N13/466433-013 Loganberry		

Textile Colors

continued

GSA

Price Category F

continued

Price Category G

Price Category H

Appendix: Textile Colors

Scuba - Maharam	
Ancillary	
54" wide	
100% polyurethane	
V9B1/464930-001	Vanilla
V9B5/464930-005	Chinchilla
V9B6/464930-006	Mahogany
V9B7/464930-007	Jet
V9B8/464930-008	Charcoal
V9B9/464930-009	Dolphin
V9BA/464930-010	Drizzle
V9BC/464930-012	Conifer
V9BD/464930-013	Bottle
V9BF/464930-015	Tourmaline
V9BG/464930-016	Sapphire
V9BH/464930-017	Electric
V9BL/464930-020	Cabernet
V9BM/464930-021	Brick
V9BN/464930-022	Coral
V9BP/464930-023	Autumn
Strum - Maharam	
Seating	
54" wide	
100% polyurethane	
with silver-based antimicrobial	
Z3301/466122-001	Overcast
Z3302/466122-002	Ridge
Z3304/466122-004	Pigeon
Z3307/466122-007	Bur
Z3308/466122-008	Abalone
Z3312/466122-012	Lemongrass

Compound - Maharam	
Seating	
54" wide	
100% polyurethane	
silane-based antimicrobial	
ZC201/466196-001	Quartz
ZC203/466196-003	Weathered
ZC204/466196-004	Cliff
ZC205/466196-005	Espresso
ZC206/466196-006	Smolder
ZC207/466196-007	Blaze
ZC208/466196-008	Mandarin
ZC209/466196-009	Maple
ZC210/466196-010	Perennial
ZC211/466196-011	Mountainside
ZC212/466196-012	Tundra
ZC213/466196-013	Manatee
ZC214/466196-014	Marine
ZC215/466196-015	Twilight
ZC216/466196-016	Shelter
ZC217/466196-017	Vessel
ZC218/466196-018	Smoke
ZC219/466196-019	Fog

Gild - Maharam	
Ancillary/Seating	
54" wide	
100% non-phthalate vinyl	
Ink-resistant protective top coat	
Polyester backing	
8AR01/466432-005	Grapevine
8AR02/466432-009	Frosting
8AR03/466432-007	Smokey
8AR04/466432-003	Skylight
8AR05/466432-011	Sandstone
8AR06/466432-004	Hurricane
8AR07/466432-002	Wreath
8AR08/466432-001	Rainforest
8AR09/466432-012	Fudge
8AR10/466432-010	Lantern
8AR11/466432-006	Planet
8AR12/466432-008	Reflection

Sudden - Maharam	
Ancillary	
54" wide	
100% polyurethane	
ZSD02/463000-002	002
ZSD03/463000-003	003
ZSD05/463000-005	005
ZSD06/463000-006	006
ZSD07/463000-007	007
ZSD08/463000-008	008
ZSD09/463000-009	009
ZSD10/463000-010	010
ZSD11/463000-011	011
ZSD13/463000-013	013
ZSD15/463000-015	015
ZSD16/463000-016	016
ZSD17/463000-017	017
ZSD18/463000-018	018
ZSD19/463000-019	019
ZSD20/463000-020	020
ZSD24/463000-024	024
ZSD27/463000-027	027
ZSD36/463000-036	036

Circles - Maharam	
Ancillary/Seating	
55" wide	
70% cotton	
30% polyester	
ZT01/458310-001	Khaki
ZT02/458310-002	Fatigue
ZT03/458310-003	Document
ZT04/458310-004	Engine

Dot Pattern - Maharam	
Ancillary/Seating	
55" wide	
71% cotton	
29% polyester	
ZK01/458300-001	Document
ZK02/458300-002	Taupe
ZK04/458300-004	Red
ZK05/458300-005	Navy

Regatta - Maharam	
Ancillary	
54" wide	
65% solution-dyed acrylic	
35% solution-dyed polyester	
ZRT01/466189-001	Drift
ZRT02/466189-002	Parasol
ZRT04/466189-004	Swell

Small Dot Pattern - Maharam	
Ancillary/Seating	
55" wide	
71% cotton	
29% polyester	
ZL01/458320-001	Document
ZL02/458320-002	Sand
ZL03/458320-003	Khaki
ZL04/458320-004	Taupe
ZL05/458320-005	Charcoal
ZL06/458320-006	Document
Reverse	
ZL07/458320-007	Red
ZL08/458320-008	Yellow
ZL09/458320-009	Green

Textile Colors

continued

GSA

Price Category I	Price Category J-O	Price Category P	Price Category Q
<div>Cursive – Maharam</div> <div>Seating</div> <div>54” wide</div> <div>67% solution-dyed acrylic</div> <div>33% solution-dyed polyester</div> <div>PFOA-Free stain resistant</div> <div>7CW01/466335-001 Fast</div> <div>7CW03/466335-003 Beachcomb</div> <div>7CW05/466335-005 Swift</div> <div>7CW06/466335-006 Jetstream</div> <div>7CW07/466335-007 Inkwell</div> <div>7CW08/466335-008 Rubber</div>	No fabrics available at this time.	<div>Layers Vineyard Small – Maharam</div> <div>Ancillary</div> <div>52” wide</div> <div>92% wool</div> <div>5% polyester</div> <div>3% nylon</div> <div>ZLS01/465920-001 Ochre/White</div> <div>ZLS02/465920-002 Scarlet/Peony</div> <div>ZLS03/465920-003 Taupe/Violet</div> <div>ZLS04/465920-004 Jade/Turquoise</div> <div>ZLS05/465920-005 Ginger/Rose</div>	<div>Brushed Camel – Maharam</div> <div>Ancillary</div> <div>58” wide</div> <div>100% baby camel hair</div> <div>ZBA01/465977-001 Albino</div> <div>ZBA02/465977-002 Natural</div>

Textile Colors

continued

GSA

Price Category R-Z

Price Category 10M

No fabrics available at this time.

Pace Leather – Maharam	
Ancillary	
approx. 50 sq. ft. per hide	
100% leather	
ZPA01/700011-001	Whisper
ZPA02/700011-002	Shy
ZPA03/700011-003	Granite
ZPA04/700011-004	Misty
ZPA05/700011-005	Studio
ZPA06/700011-006	Throne
ZPA07/700011-007	Proper
ZPA08/700011-008	Huron
ZPA09/700011-009	Darkroom
ZPA10/700011-010	Bark
ZPA11/700011-011	Raspberry
ZPA12/700011-012	Sangria
ZPA13/700011-013	Admiral
ZPA14/700011-014	Juniper
ZPA15/700011-015	Regal
ZPA16/700011-016	Vapor
ZPA17/700011-017	Valley
ZPA18/700011-018	Bushel
ZPA19/700011-019	Heirloom
ZPA20/700011-020	Palomino
ZPA21/700011-021	Bamboo
ZPA22/700011-022	Saffron
ZPA23/700011-023	Tearose
ZPA24/700011-024	Canyon
ZPA25/700011-025	Bistro
ZPA26/700011-026	Toffee
ZPA27/700011-027	Rodeo
ZPA28/700011-028	Mudslide
ZPA29/700011-029	Greige
ZPA30/700011-030	Reflection
ZPA31/700011-031	Pure
ZPA32/700011-032	Desert
ZPA33/700011-033	Griffin
ZPA34/700011-034	Urbane
ZPA35/700011-035	Woodrose



For more information about our products and services or to see a list of dealers, please visit us at [HermanMiller.com](http://HermanMiller.com) or call (800) 851 1196.

© 2025 Herman Miller, Inc., Zeeland, Michigan


#### Distribution Rights

Working together since 1956, Herman Miller and Vitra are the authentic sources of designs by Charles and Ray Eames, Alexander Girard, and George Nelson. All the designs shown in this book are protected by law. Herman Miller has obtained all rights to make and sell these designs. Also, Herman Miller holds exclusive worldwide manufacturing and distribution rights for these products with the following exceptions:

Charles and Ray Eames, George Nelson, and Alexander Girard—Worldwide distribution rights for furniture in all areas except Europe and the Middle East. For those areas, please contact Vitra.

Isamu Noguchi—Worldwide distribution rights for the Noguchi Rudder Table. Distribution rights for the Noguchi Table in North America and Central America only. For all other areas, please contact Vitra.

Magis—Exclusive distribution rights in the US and Canada. For all other areas, please contact Magis.

® HermanMiller, , Action Office, Aeron, Aside, Canvas Office Landscape, Caper, Cosm, Co/Struc, Eames, Embody, Ethospace, Exclave, Fine-Tune, FlexFront, Formcoat, Ground Cloth, Intent, Layout Studio, Lino, Maharam, Meridian, Mirra, Motia, Nelson, Pellicle, Perspectives, Plex, PostureFit, PostureFit SL, Sayl, Setu, Tu, Verus, Y-Tower and Zeph are among the registered trademarks of Herman Miller, Inc., and its owned subsidiaries.

™ AireWeave, Bubbletack, Canvas Vista, Cellular Suspension, Commend, Compass, Connect, DOT, Durawrap, Everywhere, Flex-Edge, Headway, Hopsak 2, Iota, Keyless Entry, Latitude, Lyris 2, Mora, Multiscrim, Nevi, OE1, OE1 Workspace Collection, Overlay, Renew, Stackable, Swoop, Thrive, TriFlex, Twist and Valor are among the trademarks of Herman Miller, Inc., and its owned subsidiaries.

Chemsurf® is a registered trademark of Wilsonart International.

Corian® is a registered trademark of E.I. du Pont de Nemours and Company Corporation.

FLEXNET™ is a trademark of Milliken & Company.

Floor Saver Glide® is a registered trademark of Carpin Manufacturing, Inc.

Forest Stewardship Council® is a registered trademark of the Forest Stewardship Council A.C. (FSC). We are FSC® certified (FSC® C102895).

FSC® is a registered trademark of the Forest Stewardship Council A.C. (FSC).

MicrobeCare™ is a trademark of Parasol Medical LLC.

Microsoft® and Natural® Keyboard are registered trademarks of Microsoft Corporation.

Place Textiles® is a registered trademark of Place Textiles.