



GSA prices effective October 7, 2024  
(based on July 1, 2024, commercial price list)  
Published February 2025

## Conference Room and Multipurpose Tables Layout Studio®

### General Services Administration Federal Supply Service Authorized Federal Supply Schedule Price List

Online access to contract ordering information, terms and conditions, up-to-date pricing, and the option to create an electronic delivery order is available through GSA Advantage!®, a menu-driven database system. The Internet address for GSA Advantage! is [www.gsaadvantage.gov](http://www.gsaadvantage.gov).

Office Furniture  
FSC/PSC 7110/7125  
Contract Number: GS-03F-036DA  
UEI: Q2K3MSZ843D8  
Contract Period: December 21, 2015—December 20, 2025

MillerKnoll, Inc.  
855 East Main Avenue  
Zeeland, Michigan 49464  
(616) 654 3000 Phone  
(616) 654 8278 Fax  
[www.HermanMiller.com/government](http://www.HermanMiller.com/government)

Business Size: Large



# Contract Information

## 1a. Special Item Numbers (SIN)

SIN 33721

Furniture Systems, Computer Furniture, Filing and Storage, Tables and Accessories, Upholstered Seating and Multi-Purpose Seating, Project Management, Reconfiguration and Relocation Services, Design/Layout and Installation Services

SIN 33721P

Packaged Offices

SIN 337127

Modular Laboratory Furniture Systems

SIN 339113H

Healthcare Furniture

SIN OLM

Order-Level Materials (OLMs)

This SIN is only for products and/or services used in direct support of the purchase of new furniture. It requires approval from the ordering Contract Officer. Please contact your local MillerKnoll Inc. representative to discuss the appropriate use of this SIN.

SIN 532289

Leasing

Contact MillerKnoll Inc participating government dealer for current leasing information.

## 1b. Lowest Priced Model

SIN 33721:	BVP3.S	\$7.27
SIN 33127:	TW113	\$5.81
SIN 339113H:	CR900NR	\$483.80

## 1c. Service Rates

Project Management

Furniture Project Manager: \$64.75 per hour  
Furniture Project Coordinator: \$49.00 per hour  
Build-Out Project Manager: \$80.00 per hour

Reconfiguration and Relocation Services

Not to exceed \$55 per hour.

See \* Additional Notes for Installation & Reconfiguration and Relocation Services.

Design/Layout

Not to exceed \$65 per hour.

Installation Services

Not to exceed \$55 per hour (\$82.50 per hour for after-hours Installation).

See \* Additional Notes for Installation & Reconfiguration and Relocation Services.

## 2. Maximum Order

SIN 33721, 337127, NEW, OLM

\$250,000 net product value

SIN 33721P

\$250,000 net value

SIN 339113H

\$500,000 net product value

## 3. Minimum Order

\$100 net

## 4. Geographic Coverage

Continental U.S.

Orders for Alaska, Hawaii, and Puerto Rico will be shipped F.O.B. inland carrier point of exportation.

## 5. Point of Production

Zeeland, Ottawa County, Michigan

Spring Lake, Ottawa County, Michigan

Elland, Yorkshire, United Kingdom

Hildebran, Burke County, North Carolina, USA

## 6. Pricing

Prices shown are list. Discounts include Industrial Funding Fee.

SIN 33721

Standard Lead Time, Single Order Net Purchase \$100 - 250,000, includes approved Herman Miller Options Products.

Product Line	Discount From List
Action Office 1	73.8%
Action Office 2	73.8%
Aeron	64.5%
Ambit Workspace Solutions	74.3%
Asari Chair	53.7%
Aside	64.2%
Bay Work Pod	56.7%
C-Style Overhead Storage	73.8%
Canvas Office Landscape Channel	74.8%
Canvas Office Landscape Dock	74.8%
Canvas Metal Desk	74.8%
Canvas Office Landscape Metal Storage	74.8%
Canvas Office Landscape Private Office	74.8%
Canvas Office Landscape Wood Storage	74.8%
Canvas Office Landscape Vista	74.8%
Canvas Office Landscape Wall	74.8%
Caper	61.5%
Commend Nurses Station	73.3%
Cosm	61.7%
Eames® Aluminum Group	58.7%
Eames Conference & Dining Tables	73.6%
Easton Family	54.91%
Embody	59.7%
Energy Distribution Systems	73.8%
Ethospace System	73.8%
Everywhere™ Tables	73.8%
Exclave	61.7%

Contract Information

continued

Fuld	59.7%
Headway™ Tables	73.8%
Intent Solution	58.7%
Layout Studio®	60.7%
Lighting	73.8%
Lino	63.7%
Meridian Laterals	67.3%
Meridian Pedestals	64.2%
Meridian Towers	62.7%
Meridian Storage	62.7%
Mirra 2	61.7%
Motia Tables	73.8%
NaughtOne	50.0%
Nemschoff	54.91%
Nevi™ Tables	73.8%
Nevi Link	73.8%
OE1 Boundary	72.8%
OE1 Community Elements	61.7%
OE1 Micro Packs	73.8%
OE1 Storage	72.8%
OE1 Tables and Benching	73.8%
Overlay™	62.7%
Plex® Lounge Furniture	59.5%
Pronta Stacking Chair	57.7%
Public Office Landscape	61.7%
Renew™ Tables	73.8%
Renew Link	73.8%
Sayl	62.2%
Setu	59.7%
Swoop Lounge Furniture	60.7%
Thrive Portfolio	62.0%
Thrive Portfolio-CBS Products Extension	62.0%
Tu Lateral Files	74.3%
Tu Pedestals	73.8%
Tu Storage	74.3%
Tu Towers	74.3%
Tu Wood Cases	74.3%
Tu Wood Cubbies	74.3%
Tu Wood Credenzas	74.3%
Tu Wood Pedestals	74.3%
Tu Wood Towers	74.3%
Valor™ Family	54.91%
Verus	63.7%
Zeph	60.2%

Services

Please refer to section 19 for Terms and Conditions of Installation/ Reconfiguration and Relocation Services.

Project Management

Services under this SIN may be used only in conjunction with the purchase of new furniture. Please contact your local MillerKnoll Inc. representative to discuss the available labor categories (listed below). The hourly rates listed are “Not To Exceed” or “NTE” values.

Furniture Project Manager: \$64.75 per hour  
Furniture Project Coordinator: \$49.00 per hour  
Build-Out Project Manager: \$80.00 per hour

Reconfiguration and Relocation Services

Reconfiguration and Relocation Services will be provided by MillerKnoll Inc. or its participating dealer based on a fee not to exceed \$55 per hour.

See \* Additional Notes for Installation & Reconfiguration and Relocation Services.

Design/Layout

Design service will be provided by MillerKnoll Inc. or its participating dealer based on a fee not to exceed \$65 per hour.

Installation Services

Installation Services will be provided by MillerKnoll Inc. or its participating dealer based on a fee not to exceed \$55 per hour (\$82.50 per hour for after-hours Installation).

See \* Additional Notes for Installation & Reconfiguration and Relocation Services.

SIN 337127

Standard Lead Time, Single Order Net Purchase \$100 - 250,000, includes approved Herman Miller Options Products.

Product Line	Discount From List
Action Lab	58.5%
Compass System	58.5%
Co/Struc System	58.5%
Healthcare Carts	18.0%
Mora System	58.5%
Bedside Cabinets	58.5%

SIN 33721P

Packaged Office Furniture - Maximum Order \$250,000 (net).

Includes packaged furniture solutions for customers needing to furnish an office.

SIN 339113H

Standard Lead Time, Single Order Net Purchase \$100 - 500,000, includes approved Herman Miller Options Products.

Product Line	Discount From List
Nemschoff Healthcare Furniture	54.91%

7. Quantity Discounts

Reference item #6.

8. Payment Terms

Net 30 days

9. Foreign Items

None

10. Time of Delivery

- a. 90 day ARO
- b. Expedited delivery: Items listed in the 10-Day section of the catalogs are available for expedited delivery.
- c. Overnight/2-day delivery: Select items may be available for overnight or 2-day delivery. Contact MillerKnoll Inc. or a participating dealer for availability and rates.
- d. Urgent requirements: Agencies may contact contractor or participating dealer to request faster delivery.



# Contract Information

*continued*

## 11. F.O.B.

F.O.B. destination except Alaska, Hawaii, and Puerto Rico, which will be shipped F.O.B. inland carrier point of exportation.

## 12. Ordering Address

a. MillerKnoll Inc.

Government Customer Care 0161  
855 East Main Avenue  
Zeeland MI 49464.

b. For supplies and services, the ordering procedures information on Blanket Purchase Agreements (BPA's) are found in Federal Acquisition Regulation (FAR) 8.405-3.

## 13. Payment Address.

MillerKnoll Inc.  
22764 Network Place  
Chicago, IL 60673-1227

## 14. Warranty

MillerKnoll Inc. commercial warranty applies.

## 15. Export Packing Charge

Prices supplied on request.

## 16. Rental Maintenance and Repair Terms

Not applicable

## 17. Terms and Conditions of Installation/Reconfiguration and Relocation Services

\* Additional Notes for Installation & Reconfiguration and Relocation Services:

FOB Destination (Drop Ship): Price includes product delivery to the site, brought to the tailgate of the truck. The purchaser is responsible for unloading.

Prices effective up to the maximum order by SIN only. Above the MO, pricing shall be negotiated on a case-by-case basis between the client and local dealer.

Standard Services are Subject to the Following Conditions:

Installation will be performed during normal weekday working hours.

Adequate facilities for delivery, unloading, moving and staging/storing the product during the installation process shall be provided.

Service work will not be hindered by other trades.

Electric, heat, and adequate elevator service will be furnished without charge.

The immediate installation area shall be complete and free of debris including the carpet/flooring before installation commences.

Any work requiring a licensed electrician is the responsibility of the buyer.

Additional Charges May Apply For:

Major Metro Markets and any non-ground floor installation.

Major Metro Markets include large population centers and urban environments.

Installation in a clinical/medical environment.

Special restrictions or limits established by local laws, ordinances or the directions of the buyer, including but not limited to restrictions on transportations of materials, street access to the job site and/or dock facilities.

Installations outside of a 50 mile radius of the servicing dealer.

Local Prevailing Wage and/or Union Labor Rates.

Any additional charges shall be quoted by the dealer and approved by the buyer prior to performance of the work.

## 18. Terms and Conditions of Repair Parts

Not applicable

## 19. Service and Distribution Points

For service and distribution points nearest you, call (800) 851 1196.

## 20. Participating Dealers

Access Herman Miller web site for current list of participating dealers: [www.HermanMiller.com/where-to-buy/contact-a-dealer/](http://www.HermanMiller.com/where-to-buy/contact-a-dealer/). Select your market by using the filter.

## 21. Preventive Maintenance

Not applicable

## 22a. Special Attributes.

2022

MillerKnoll earns its 15th consecutive perfect score in Human Rights Campaign Foundation's 2022 Corporate Equality Index.

2021

The OE1 Trolley and Micro Packs are both winners of the 2021 Archiproducts international design competition in the Office Category.

MillerKnoll is named to Michigan's Best and Brightest in Wellness List for 2021.

MillerKnoll is awarded Platinum Rating in CSR by EcoVadis.

OE1 is named winner of Wallpaper's "Most Futuristic Furniture" Category as part of their first-ever Smart Space Awards.

OE1 receives the Workplace category award from Fast Company's 2021 Innovation by Design Awards.

MillerKnoll is named to Fast Company's Annual List of the World's Most Innovative Companies for 2021.

MillerKnoll is recognized as a "Disclosure Leader" by the Chemical Footprint Project (CFP).

# Contract Information

*continued*

MillerKnoll earns its 14th consecutive perfect score in Human Rights Campaign Foundation's 2021 Corporate Equality Index.

MillerKnoll is named to Newsweek's List of America's Most Responsible Companies 2021.

Great Lakes Women's Business Council awards MillerKnoll for "Excellence in Supplier Diversity" in the Best In Class category.

2020

Herman Miller is recognized with a 2020 FSC® Leadership Award for our commitment to responsible forestry management.

Herman Miller is named one of Investor's Business Daily Top 50 Best ESG (Environmental, Social, and Corporate Governance) Companies.

Working Mother names Herman Miller as one of the Best Companies for Dads.

Herman Miller is awarded Platinum Rating in CSR by EcoVadis.

Herman Miller is named Diversity Inc 2020 Noteworthy Company for recruitment efforts, employee development opportunities, leadership accountability, and supplier diversity.

Cosm, by Studio 7.5, receives an iF Gold Award in the Office and Industry category at the iF World Design Awards 2020.

Herman Miller earns its 13th consecutive perfect score in Human Rights Campaign Foundation's 2020 Corporate Equality Index.

2019

Mora System casework, designed by Collective Ten for Herman Miller, receives silver in the Industrial and Life Science Design/ Medical Furniture category at the European Product Design Awards.

Mora System casework is awarded GOOD DESIGN Award 2019, selected for design excellence and innovation.

National Minority Supplier Diversity Council (NMSDC) names Herman Miller as the 2019 Class 1 Corporation of the Year for leadership in supplier diversity.

TIME Magazine names Cosm to its list of 100 Best Inventions of 2019.

Herman Miller is named #12 Overall and #2 in Manufacturing on Investor's Business Daily Best ESG (Environmental, Social, Governance) Companies.

Herman Miller is recognized as a silver level Certified Veteran-Friendly Employer by the Michigan Veterans Affairs Agency for a commitment to veteran hiring, retention, and development.

For the second year in a row, Herman Miller receives a Gold Medal from EcoVadis in recognition of Corporate Social Responsibility achievement measured in categories of environment, labor and human rights, ethics, and sustainable procurement.

Herman Miller is named "Frontrunner" in Chemical Footprint Project by Clean Production Action for our chemical management policies and practices.

Herman Miller receives International Interior Design Association and Contract's best showroom design award in the "Large Showroom" category at NeoCon.

Herman Miller earns its 12th consecutive perfect score in Human Rights Campaign Foundation's 2019 Corporate Equality Index.

Cosm, designed by Studio 7.5 for Herman Miller, receives a Red Dot Best of the Best Product Design Award in the "Office Chairs" category.

Lino, designed by Sam Hecht and Kim Colin for Herman Miller, receives an iF Design Award in the Product Design category.

2018

Overlay, designed by Birsell+Seck, receives Interior Design Best of Year Award in the Partitions and Wall Systems category.

Herman Miller receives the "Corporation of the Year" in consumer products award from the Michigan Minority Supplier Development Council.

Herman Miller achieves the Advanced Excellence in Supplier Diversity Award from the Great Lakes Women's Business Council for doing business with women-owned suppliers.

Great Lakes Women's Business Council awards Herman Miller for "Excellence in Supplier Diversity" in the Advanced category.

WEConnect awards Herman Miller an Honorable Mention for global supplier diversity initiatives.

As one of the top-scoring companies in the industry for the 14th consecutive year, Herman Miller has qualified for inclusion in RobecoSAM's 2018 Sustainability Yearbook and receives the Silver Class distinction for excellent sustainability performance—economic, environmental, and social.

For the 11th consecutive year, Herman Miller receives a perfect score on the Human Rights Campaign Foundation's Corporate Equality Index and is designated as Best Place to Work for LGBT equality. This report evaluates U.S. companies in terms of diversity, particularly LGBT-related policies and practices.

# Contract Information

*continued*

Herman Miller receives Gold Medal from EcoVadis in recognition of Corporate Social Sustainability achievement measured in categories of environment, labor and human rights, ethics, and sustainable procurement. EcoVadis operates the first web-based collaborative platform that allows companies to assess the environmental and social performance of their global suppliers.

Aeron receives Good Design Award from The Chicago Athenaeum Museum of Architecture and Design.

The Cosm Chair wins Mix Interiors “Product of the Year—Task” award.

2017

Herman Miller receives “Rising Star Award” from the Michigan Veterans Affairs Agency (MVAA) for exhibiting new and novel approaches to veteran recruitment and hiring.

Herman Miller is named the 2017 “Corporation of the Year” in the consumer products sector by the Michigan Minority Supplier Development Council (MMSDC).

Herman Miller receives a 2017 SEAL (Sustainability, Environmental Achievement and Leadership) Business Sustainability Award. SEAL Award winners are determined by a holistic methodology measuring applicants against established benchmarks that demonstrate impact and progress toward creating a healthy planet and a sustainable future.

Herman Miller earns the 4 Star Diversity Visionary Award. This award celebrates the diversity, equality, and inclusion work of Herman Miller. The award is presented at the annual Diversity Equity Inclusion Summit, held by the Grand Rapids Area Chamber of Commerce.

Herman Miller is named one of the Best and Brightest in Wellness for the 5th year in a row.

Herman Miller earns its 10th consecutive perfect score in Human Rights Campaign Foundation’s 2017 Corporate Equality Index.

As one of the top-scoring companies in the industry for the 13th consecutive year, Herman Miller has qualified for inclusion in RobecoSAM’s 2017 Sustainability Yearbook and receives the Bronze Class distinction for excellent economic, environmental, and social sustainability performance. The selection criteria for inclusion in the Yearbook becomes more rigorous each year, and only the top 15 percent of companies within each industry are selected.

Herman Miller once again earns the WorldatWork Seal of Distinction, a unique standard of excellence in work-life effectiveness that shows we provide a distinct, mutually beneficial workplace experience. Herman Miller is the only furniture manufacturer among the 160 companies across the U.S. and Canada honored with the award.

Herman Miller’s Mora wins Nightingale Silver Award in the “Furniture Collections” category at the 2017 Healthcare Design Conference.

2016

Herman Miller earns 9th consecutive perfect score in Human Rights Campaign Foundation’s Corporate Equality Index and is designated as Best Place to Work for LGBT equality.

Herman Miller is recognized as the Business of the Year at the Annual Meeting of the West Michigan Environmental Action Council (WMEAC) for being an outstanding partner in support of the growth of WMEAC’s programs. WMEAC’s award goes to the business with the greatest depth and breadth of support, unwavering dedication to environmental action in West Michigan, and a strong corporate commitment to environmental advocacy.

The 101 Best and Brightest Sustainable Companies once again (5th consecutive year) recognizes Herman Miller as an organization in Michigan (and for the first time, in the nation) that exhibits leadership and innovation in its approach to sustainability. This award celebrates those companies that are making their businesses more sustainable, the lives of their employees better, and the community, both locally and globally, more responsible as a whole.

Herman Miller is recognized by the Michigan Minority Supplier Development Council (MMSDC) as a “Corporation of the Year”. Additionally, we are the only West Michigan company this year to receive an “Ambassadors Championing Excellence” Award from the MMSDC.

Herman Miller is recognized with “2016 Excellence in Supplier Diversity Award” from the Great Lakes Women’s Business Council.

Herman Miller is recognized as a 2016 Healthiest 100 Workplace in America, ranking 49th in the country for our commitment to health and exceptional corporate wellness programming.

Herman Miller receives the Best and Brightest in Wellness Award for the 4th year in a row. This program is an innovative initiative that recognizes and celebrates quality and excellence in health awareness.

The Michigan Occupational Safety and Health Administration renews Herman Miller’s “Star” status, the highest workplace safety and health designation, for the Hickory facility in Spring Lake.

Plex Lounge Furniture from Herman Miller receives #MetropolisLikes award at NeoCon 2016.

Plex Lounge Furniture from Herman Miller receives Interior Design HiP Award for Workplace Seating/Lounge at NeoCon 2016.

Herman Miller is named a 2016 Women on Boards Winning Company. Companies selected for this recognition are considered champions of board diversity as 20 percent or more of their board seats are occupied by women.

Herman Miller is selected for inclusion in the 2016 RobecoSAM Sustainability Yearbook for the 12th consecutive year.

Herman Miller again earns the WorldatWork Work-Life 2016 Seal of Distinction. This award identifies organizations that focus on programs that promote work-life balance and overall well-being.

# Contract Information

*continued*

## **22b. Section 508 Compliance**

Not applicable

## **23. Unique Entity ID:** Q2K3MSZ843D8

## **24. Registered in System for Award Management ([www.SAM.gov](http://www.SAM.gov)) Database**

## **25. Cancellation**

Prior to production, no cancellation charge will apply. After production, only actual cost incurred that the contractor can demonstrate if items are sold after 3 months.

## **26. Restocking Charges**

Agencies must notify the contractor for authorization prior to returning any items. The customer agency will be required to pay all packaging and return freight charges. A restocking fee of 50% for Systems Furniture and 35% for all other product lines will be charged for any returned items.

Returns and restocking policy is not applicable to Options products, products under SIN 337127, 339113H, NaughtOne and Nemschoff products.

## **MillerKnoll Inc. Miscellaneous Information:**

Federal ID Number: 38-0837640

Commercial and Government Entity Code (CAGE): 40636

Data Universal Numbering System (DUNS) 00-601-2801

Commercial Entity Code (CEC): 00702290J

<b>Introduction</b>	<b>page 2</b>
<b>Layout Studio®</b>	<b>3</b>
Performance Rail	5
No Rail	51
<b>Indices</b>	<b>119</b>
By Name	119
By Number	121
<b>Appendices</b>	
20-Day or Less/Assigned Lead-Time Order Information	
Stain-to-Match Program	
Customer's Own Material Order Information-Workspaces	
Textiles Application Chart-Workspaces	
Textile Colors	
<b>For the latest materials information, refer to the Materials pages on HermanMiller.com.</b>	

**A Note on the Organization of This Book**

There are a few signals that will help you understand the organization of this book. Once you know them, you should be able to find your way around easily.

**Like a newspaper, this book is formatted with columns of text and illustrations that run vertically.**

Information wraps from one column to the next and continues for as many pages as it needs to.

**Black bars are clues.**

A black bar at the top of a page signals the start of information about a product.

This information is divided into two sections, each signaled by a black bar. Product Information includes a description, additional notes, and dimensional drawings. Specification Information, which always begins at the top of a column, includes a series of steps. Each step represents a decision you need to make in order to complete your product number. Steps must be followed sequentially. The number of pages needed to complete information on a product varies; some will be complete in one page; others may fill three or four pages. Just continue going through the steps until you run into the next product, signaled by the black bar at the top of the page.

Black tabs running along the outside edge of the page help you locate what section you are in or what section you want to go to. You can thumb forwards or backwards to find a section; tabs and text appear on both sides of the page.

The additional pages in the back of the book include the appendices and indices. They are signaled by a long black bar running along the outside edge of the page.

**The index is presented two ways.**

The first index is in alphabetical order by product name. It can be helpful if you are new to the products and numbering scheme or if you are looking for a type of product, such as work chair or round table.

The second index is by product number. It lists, in alphanumeric order, the base product number, typically a five-digit number.

**General Information**

This book is effective October 7, 2024, subject to change without notice. Products may be purchased from authorized Herman Miller dealers who will quote prices upon request. For more information about our products and services or to see a list of dealers, visit [www.HermanMiller.com](http://www.HermanMiller.com).


All prices are list prices. Additional services, such as planning services, design, storage, and installation, are not included and must be added to these prices when the additional services are requested.


Illustrations, specifications, and prices are based on the latest information at the time of publication. The right is reserved to make changes at any time without notice in prices, fabrics, finishes, materials, specifications, and models, and also to discontinue models and finishes.

Dimensions shown in the drawings are engineering drawing dimensions rounded up to the nearest 1/8". Product is shipped set up or knocked down. Products that include "Shipped knocked down" in the description require some assembly. If this statement does not appear in the description, the product is shipped assembled.

Service problems are normally handled by a Herman Miller authorized dealer. Where this cannot be accomplished on a local level, service problems should be referred to the Customer Care Representative for your region, Herman Miller, Inc., Zeeland, Michigan 49464.

**20-Day or Less/Assigned Lead-Time Shipments**

All products and options in this price book not designated by an Assigned Program icon  will ship in **20 business days or less** after being acknowledged by Herman Miller.

Products and options designated by an  are on the assigned lead-time program and may ship in 20 days, less than 20 days, or more than 20 days from order acknowledgement.

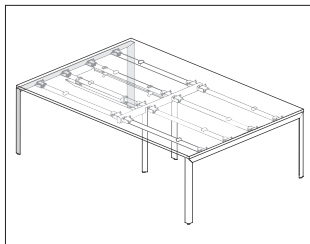
Performance Rail

No Rail









### Product Information

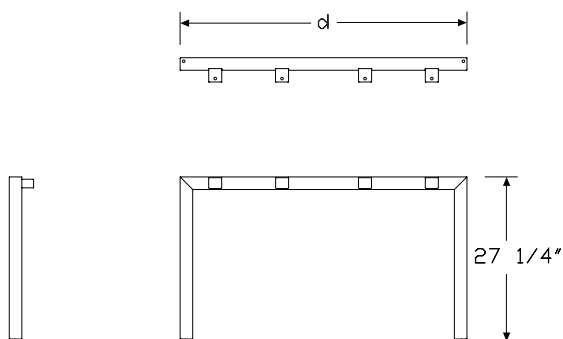
#### Description

The double desk end leg provides support at either end of a back-to-back bench application, or a project table. This fixed height leg provides 1 $\frac{3}{4}$ " of leveling adjustment.

#### Notes

Size of the leg must match the combined depth of the 2 primary surfaces or 1 project table surface being supported.

#### Dimensions



### Specification Information

#### Step 1.

**GN**

#### Step 2. Leg Type

**LF** fixed height

#### Step 3. Application

**EN.** desk end double

#### Step 4. Depth

**48** 48" deep

**60** 60" deep

**72** 72" deep

#### Prices for Steps 1-4.

<b>GNLFEN. 48</b>	\$528
<b>60</b>	\$560
<b>72</b>	\$592

#### Step 5. Leg Finish

##### Metallic Paint

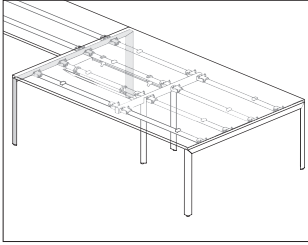
<b>613</b> silver (CP)	+\$0
------------------------	------

##### Sand Texture Paint

<b>91</b> white (CP)	+\$0
<b>98</b> studio white (CP)	+\$0
<b>BK</b> black	+\$0
<b>DB3</b> glacier	+\$60
<b>DN2</b> nightfall	+\$60
<b>DR1</b> canyon	+\$60
<b>G1</b> graphite (CP)	+\$0
<b>OLF</b> olive	+\$60
<b>UBK</b> ultra black (CP)	+\$0

# Engage Leg, Asymmetrical Desk End, Double

## GNLFAL GNLFAR



### Product Information

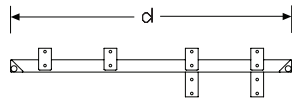
#### Description

This leg supports an asymmetrical application, with a back-to-back application on 1 side of the leg and a single surface on the other side of the leg. It is fixed height, and provides 1 3/4" of leveling adjustment.

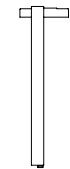
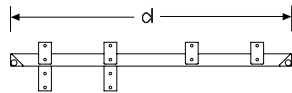
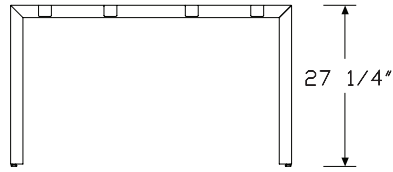
#### Notes

Size of the leg must match the depth of the surfaces being supported.

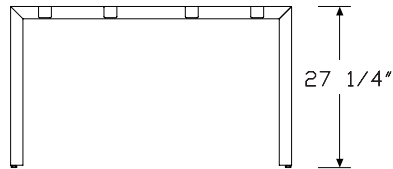
#### Dimensions



Left Hand



Right Hand



### Specification Information

#### Step 1.

**GN**

#### Step 2. Leg Type

**LF** fixed height

#### Step 3. Application

**AL.** left hand

**AR.** right hand

#### Step 4. Depth

**48** 48" deep

**60** 60" deep

#### Prices for Steps 1-4.

**GNLFAL. 48** \$564

**60** \$598

**GNLFAR. 48** \$564

**60** \$598

#### Step 5. Leg Finish

##### Metallic Paint

**613** silver (CP) +\$0

##### Sand Texture Paint

**91** white (CP) +\$0

**98** studio white (CP) +\$0

**BK** black +\$0

**DB3** glacier +\$60

**DN2** nightfall +\$60

**DR1** canyon +\$60

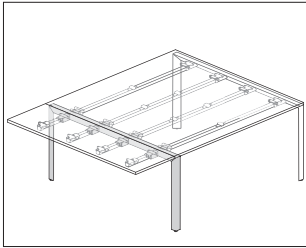
**G1** graphite (CP) +\$0

**OLF** olive +\$60

**UBK** ultra black (CP) +\$0

# Engage Leg, Desk End, Double, Meeting End

GNLFPN



## Product Information

### Description

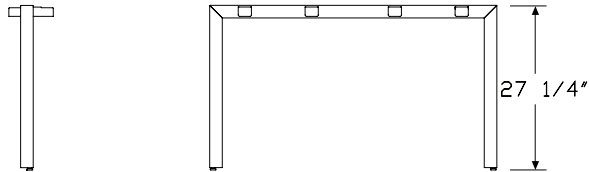
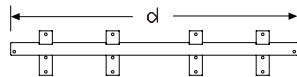
This leg supports the use of meeting end beams and surface at the end of a back-to-back bench.

### Notes

Size of leg must match the combined depth of the 2 primary surfaces or 1 project table surface being supported.

Order meeting end beams (GNBM.) and surface (GNTDx.) separately.

## Dimensions



## Specification Information

### Step 1.

GN

### Step 2. Leg Type

LF fixed height

### Step 3. Application

PN. meeting end

### Step 4. Depth

48 48" deep

60 60" deep

72 72" deep

### Prices for Steps 1-4.

<b>GNLFPN. 48</b>	\$552
<b>60</b>	\$614
<b>72</b>	\$661

### Step 5. Leg Finish

#### Metallic Paint

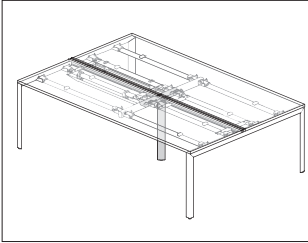
<b>613</b>	silver (CP)	+\$0
------------	-------------	------

#### Sand Texture Paint

<b>91</b>	white (CP)	+\$0
<b>98</b>	studio white (CP)	+\$0
<b>BK</b>	black	+\$0
<b>DB3</b>	glacier	+\$60
<b>DN2</b>	nightfall	+\$60
<b>DR1</b>	canyon	+\$60
<b>G1</b>	graphite (CP)	+\$0
<b>OLF</b>	olive	+\$60
<b>UBK</b>	ultra black (CP)	+\$0

Engage Leg, Back-to-Back Bracing  
Leg, Performance Rail

GNLFBN



Product Information

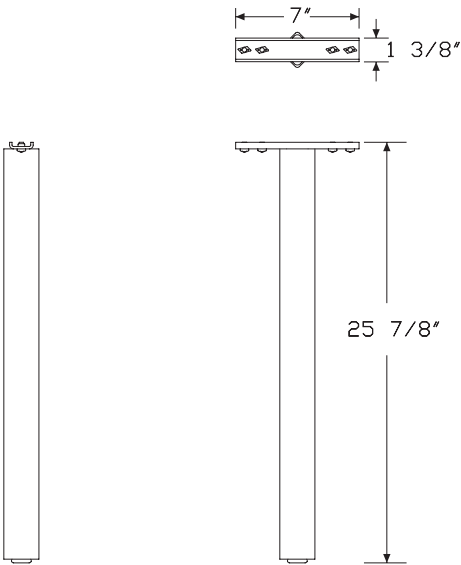
Description

This seated-height stabilizer leg kit provides support within a back-to-back bench application with performance rail where no intermediate leg is being used. This fixed-height leg provides 1¾" of leveling adjustment.

Notes

This leg is only required in a back-to-back application with performance rail when no intermediate leg is being used.

Dimensions



Specification Information

Step 1.

GN

Step 2. Leg

LF

fixed height

Step 3. Application

BN.R

bracing leg for use with performance rail

Prices for Steps 1-3.

GNLFBN.R

\$383

Step 4. Leg Finish

Metallic Paint

613

silver (CP)

+\$0

Sand Texture Paint

91

white (CP)

+\$0

98

studio white (CP)

+\$0

BK

black

+\$0

G1

graphite (CP)

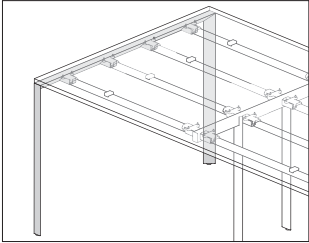
+\$0

UBK

ultra black (CP)

+\$0

# Engage Leg, Standing End, Double GNLSEN

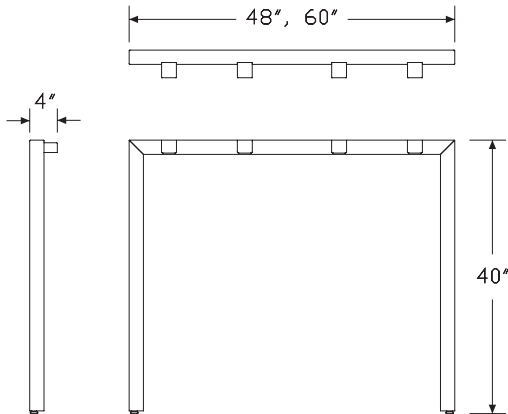


**Product Information**

**Description**  
 This double standing height end leg provides support at either end of a back-to-back bench or project table application. This fixed height leg provides 1¾" of leveling adjustment.

**Notes**  
 Size of leg must match the combined depth of the 2 primary surfaces or 1 project table surface being supported.

**Dimensions**



**Specification Information**

**Step 1.**  
**GN** ☐

**Step 2. Leg**  
**LS** standing height ☐

**Step 3. Application**  
**EN.** desk end double ☐

**Step 4. Size**  
**48** 48" deep ☐  
**60** 60" deep ☐

**Prices for Steps 1-4.**  

<b>GNLSEN. 48</b>	\$766
<b>60</b>	\$814

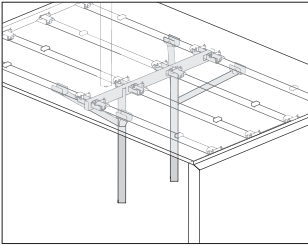
**Step 5. Leg Finish**

**Metallic Paint**  

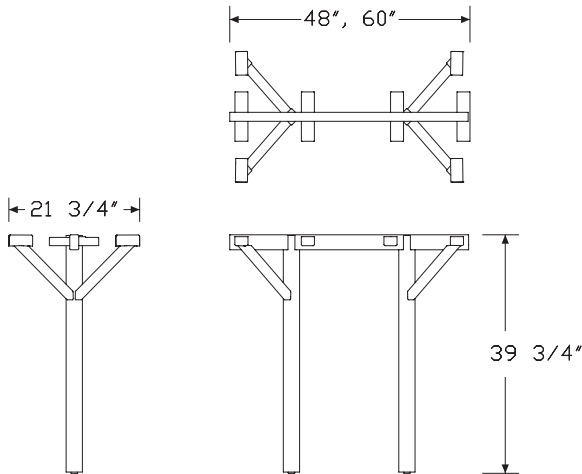
<b>613</b> silver (CP) <input type="checkbox"/>	+\$0
---	------

**Sand Texture Paint**  

<b>91</b> white (CP) <input type="checkbox"/>	+\$0
<b>98</b> studio white (CP) <input type="checkbox"/>	+\$0
<b>BK</b> black <input type="checkbox"/>	+\$0
<b>DB3</b> glacier <input type="checkbox"/>	+\$60
<b>DN2</b> nightfall <input type="checkbox"/>	+\$60
<b>DR1</b> canyon <input type="checkbox"/>	+\$60
<b>G1</b> graphite (CP) <input type="checkbox"/>	+\$0



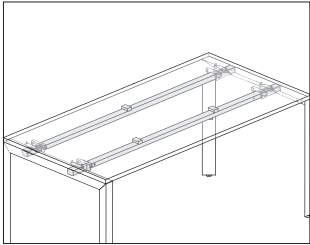
Product Information
Description
This intermediate standing height leg provides support in a back-to-back bench or project table application. This fixed height leg provides 1¾" of leveling adjustment. Leg includes all bracing, structural supports, and hardware required for a standing height application.
Notes
Size of leg must match the combined depth of the 2 primary surfaces or 1 project table surface being supported.
Dimensions



Specification Information
Step 1.
GN <input type="checkbox"/>
Step 2. Leg
LS standing height <input type="checkbox"/>
Step 3. Application
SN. intermediate <input type="checkbox"/>
Step 4. Size
48 48" deep <input type="checkbox"/>
60 60" deep <input type="checkbox"/>
Prices for Steps 1-4.
GNLSSN. 48 \$1257
60 \$1303
Step 5. Leg Finish
Metallic Paint
613 silver (CP) <input type="checkbox"/> +\$0
Sand Texture Paint
91 white (CP) <input type="checkbox"/> +\$0
98 studio white (CP) <input type="checkbox"/> +\$0
BK black <input type="checkbox"/> +\$0
DB3 glacier <input type="checkbox"/> +\$60
DN2 nightfall <input type="checkbox"/> +\$60
DR1 canyon <input type="checkbox"/> +\$60
G1 graphite (CP) <input type="checkbox"/> +\$0
OLF olive <input type="checkbox"/> +\$60
UBK ultra black (CP) <input type="checkbox"/> +\$0

Beams, Rectangular Primary

GNBR.



**Product Information**

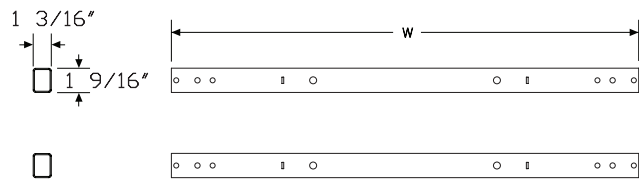
**Description**

This pair of beams connects to end, asymmetrical, and intermediate Engage legs, and is required for the support of rectangular primary surfaces. Beams also provide attachment and support for cable management, screens, and other elements. Attachment hardware packs ordered separately.

**Notes**

To connect beams to fixed surfaces and legs up to 78" wide, order hardware pack (GNHPF.) separately; for 84"-wide and 96"-wide beams, order hardware pack (**GNHOF.**) separately. To connect beams to sliding surfaces and legs, use generic hardware pack (GNHRS.) when using primary sliding surfaces (GNTRD., GNTRF., GNTRG., GNTRN.) with generic (G) attachment option or primary performance rail surfaces (GNTRR.) only.

**Dimensions**



**Specification Information**

**Step 1.**

**GNBR.**

**Step 2. Width**

36	36" wide
42	42" wide
48	48" wide
54	54" wide
60	60" wide
66	66" wide
72	72" wide
78	78" wide <input type="checkbox"/> A
84	84" wide <input type="checkbox"/> A
96	96" wide <input type="checkbox"/> A

**Prices for Steps 1-2.**

<b>GNBR. 36</b>	\$127
<b>42</b>	\$136
<b>48</b>	\$143
<b>54</b>	\$206
<b>60</b>	\$186
<b>66</b>	\$256
<b>72</b>	\$226
<b>78</b>	\$314
<b>84</b>	\$328
<b>96</b>	\$351

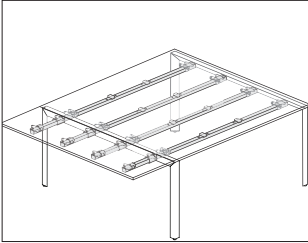
**Step 3. Finish**

**Sand Texture Paint**

<b>91</b>	white (CP)	+\$13
<b>98</b>	studio white (CP)	+\$0
<b>BK</b>	black	+\$0
<b>CL</b>	cool grey neutral	+\$0
<b>G1</b>	graphite (CP)	+\$13
<b>UBK</b>	ultra black (CP)	+\$0

Beams, Meeting End

GNBM.



Product Information

Description

This pair of beams connects to a meeting end and intermediate Engage legs, and is required when specifying a meeting end surface across the end of a back-to-back configuration. Beams also provide attachment and support for cable management, screens, and other elements. Attachment hardware packs ordered separately.

Notes

Specify beam size to match the width of the adjacent rectangular primary surface.

To connect beams to fixed surfaces and legs up to 78" wide, order hardware pack (GNHPF.) separately; for 84"-wide and 96"-wide beams, order hardware pack (GNHOF.) separately. To connect beams to sliding surfaces and legs, use generic hardware pack (GNHRS.) when using primary sliding surfaces (GNTRD., GNTRF., GNTRG., GNTRN.) with generic (G) attachment option or primary performance rail surfaces (GNTRR.) only.

To attach meeting end surface to the meeting end beams, specify 2 hardware packs (GNHPF.).

Meeting end beams are not usable in standing height applications.

Dimensions

Specification Information

Step 1.

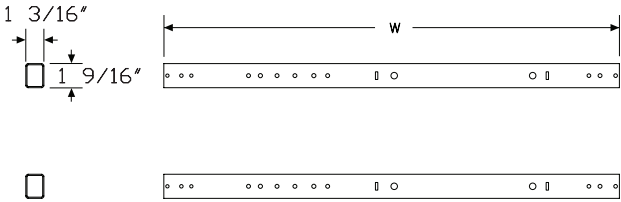
GNBM.

Step 2. Width

48	48" wide
60	60" wide
66	66" wide
72	72" wide
84	84" wide

Prices for Steps 1-2.

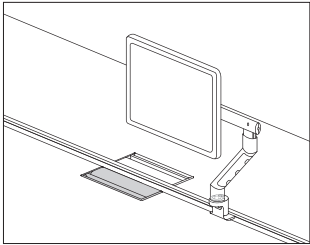
GNBM.	48	\$262
	60	\$316
	66	\$324
	72	\$326
	84	\$392



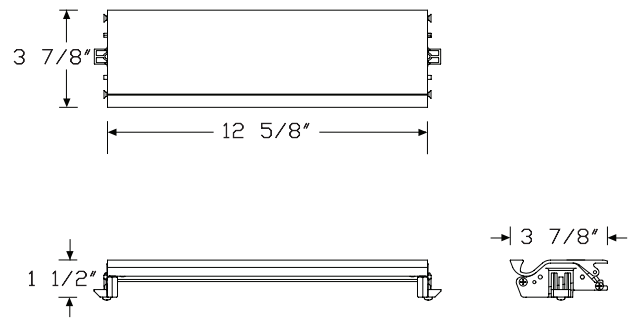


Access Door

GNPD.

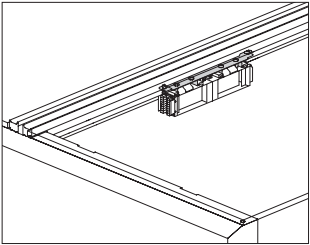


Product Information
Description
This metal door assembly fits inside an access cutout in the back edge of a Layout Studio® primary work surface and provides access to the power and data channel. It has a 3-sided frame and pivoting door.
Notes
Work surface must be specified with access door cutout. Order surface separately.
Dimensions

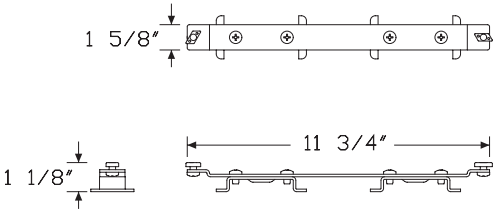


Specification Information
Step 1.
GNPD. <input type="checkbox"/>
Step 2. Application
A      edge mounted <input type="checkbox"/>
Prices for Steps 1-2.
GNPD. A <span>\$206</span>
Step 3. Finish
Metallic Paint
613    silver (CP) <input type="checkbox"/> <span>+\$0</span>
Sand Texture Paint
BK      black <input type="checkbox"/> <span>+\$0</span>
UBK    ultra black (CP) <input type="checkbox"/> <span>+\$0</span>
Smooth Paint
91      white (CP) <input type="checkbox"/> <span>+\$0</span>
98      studio white (CP) <input type="checkbox"/> <span>+\$0</span>
G1      graphite (CP) <input type="checkbox"/> <span>+\$0</span>

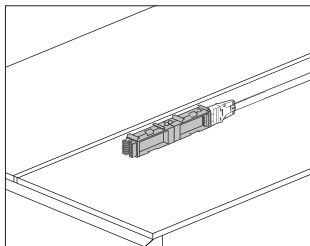
Junction Block Attachment Bracket, GNPA. Performance Rail



Product Information
Description
This painted steel bracket attaches a 4-circuit power block to a Layout Studio® performance rail. Finish is cool grey neutral.
Notes
Each single-sided (S) and back-to-back (D) bracket supports 1 double power block or 1 double and 1 single power block, between the 2 rear beams centered both front-to-back and left-to-right.
Each performance rail-attached bracket (S or D) supports 1 double or 1 single junction block.
Order 4-circuit junction block (GN1358.) separately.
Dimensions



Specification Information
Step 1.
GNPA.R <input type="checkbox"/> A
Step 2. Application
D performance rail-attached, back-to-back <input type="checkbox"/> A
S performance rail-attached, single-sided <input type="checkbox"/> A
Prices for Steps 1-2.
GNPA.R D \$26
S \$26



### Product Information

#### Description

This block attaches to a junction block attachment bracket and accepts 4-circuit receptacles for access and distribution of up to 4 20-amp circuits. It has connection points at both ends for attaching a power entry, a 4-circuit power jumper, or block-to-block connector. Finish is black. It is UL Listed for use with Layout Studio® in the US and Canada.

#### Notes

Layout Studio modular power products are only compatible with other Layout Studio modular products, or with Connect™ 4-circuit modular components. Note that the UL listing for Layout Studio is no longer applicable when connecting Layout Studio power to Connect power.

For single-sided applications, specify the 2-duplex block (GN1358.2S) or the 1-duplex block (GN1358.1S).

For back-to-back applications, specify the 2-duplex block (GN1358.2B) or the 1-duplex block (GN1358.1B).

Order the following products separately:

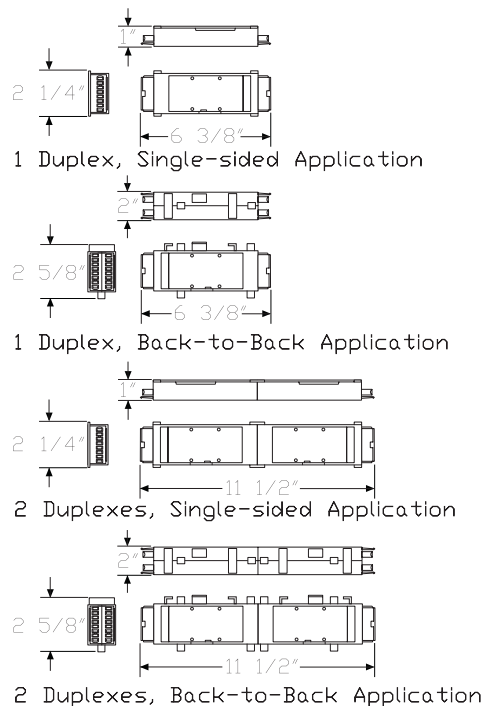
- Duplex receptacle, 4-circuit (GN1355.)
- Junction block attachment bracket (GNPA.)

To route power from building to junction block, order 4-circuit power entry (GN1351. or GN1352.) separately.

To route power between junction blocks, order junction block to junction block jumper (GN1353.) separately.

To connect 2 junction blocks together, order a short block to block connector (GN1354.S) separately.

### Dimensions



Specification Information

Step 1.

GN1358.

Step 2. Type

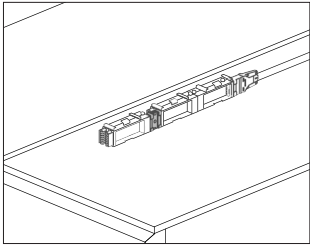
- 1S 1 duplex, single-sided application
- 1B 1 duplex, back-to-back application
- 2S 2 duplexes, single-sided application
- 2B 2 duplexes, back-to-back application

Step 3. Attachment Hardware

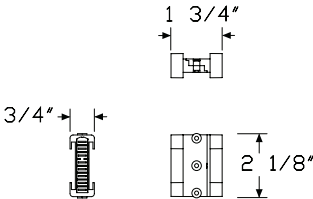
- B beam attached
- R performance rail attached

Prices for Steps 1-3.

		B	R
GN1358.	1S	\$119	134
	1B	\$126	140
	2S	\$96	112
	2B	\$106	121



Product Information
<b>Description</b> This connector connects 2 junction blocks together. Finish is black. Attachment hardware included. It is UL Listed for use with Layout Studio® in the US and Canada.
<b>Notes</b> Layout Studio modular power products are only compatible with other Layout Studio modular products, or with Connect™ 4-circuit modular components. Note that the UL listing for Layout Studio is no longer applicable when connecting Layout Studio power to Connect power. When 3 duplex receptacles are required per access point, use this connector to connect a GN1358.1S to a GN1358.2S for single-sided applications, or a GN1358.1B to a GN1358.2B for back-to-back applications.
<b>Dimensions</b>



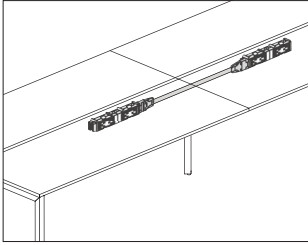
Short Receptacle-to-Receptacle Block Connector

Specification Information
<b>Step 1.</b> <b>GN1354.S</b>
\$64

Layout Studio® Performance Rail

# Junction Block-to-Junction Block Jumper

GN1353



## Product Information

### Description

This adjustable power jumper distributes up to 4 20-amp circuits between 2 junction blocks. One end of the jumper extends an additional 3" when connecting to an adjacent junction block. It is UL Listed for use with Layout Studio® in the US and Canada.

### Notes

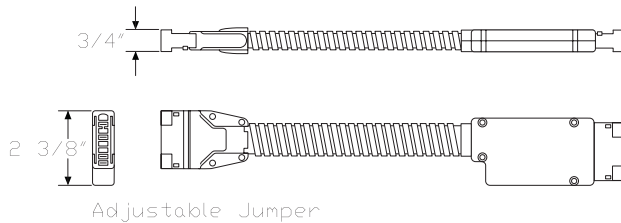
Layout Studio modular power products are only compatible with other Layout Studio modular products, or with Connect™ 4-circuit modular components.

Note that the UL listing for Layout Studio is no longer applicable when connecting Layout Studio power to Connect power.

Finish on 5/8" oval metallic conduit is silver.

For New York City, a harness cover (GNPH.) to span between wire management trays must be ordered separately.

## Dimensions



## Specification Information

### Step 1.

**GN1353.**

### Step 2. Width

12	12" wide
18	18" wide
24	24" wide
30	30" wide
36	36" wide
42	42" wide
48	48" wide
54	54" wide
60	60" wide
66	66" wide
72	72" wide
78	78" wide
84	84" wide
90	90" wide
108	108" wide
120	120" wide
132	132" wide
144	144" wide

### Step 3. Type

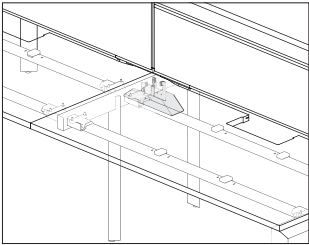
**A** adjustable jumper

### Prices for Steps 1-3.

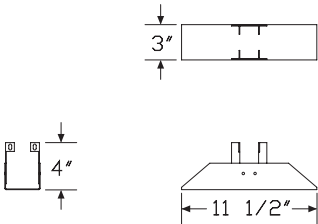
	<b>A</b>
<b>GN1353.</b> 12	\$102
18	\$111
24	\$118
30	\$125
36	\$133
42	\$138
48	\$147
54	\$153
60	\$162
66	\$166
72	\$174
78	\$185
84	\$189
90	\$196
108	\$217
120	\$229
132	\$246
144	\$260

Harness Cover

GNPH.

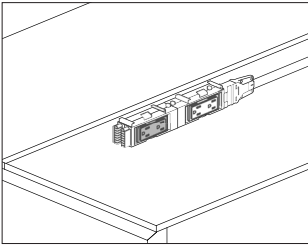


Product Information
Description
This cover provides a secure chase for the routing of a power harness between Layout Studio® wire management trays when UL1286 Listing is required.
Notes
Specify power harness separately.
Dimensions



Specification Information
Step 1.
GNPH.
\$38
Step 2. Finish
Metallic Paint
613 silver (CP)
+\$0
Sand Texture Paint
91 white (CP)
+\$0
98 studio white (CP)
+\$0
BK black
+\$0
G1 graphite (CP)
+\$0
UBK ultra black (CP)
+\$0

Duplex Receptacle, 4-CircuitGN1355



Product Information

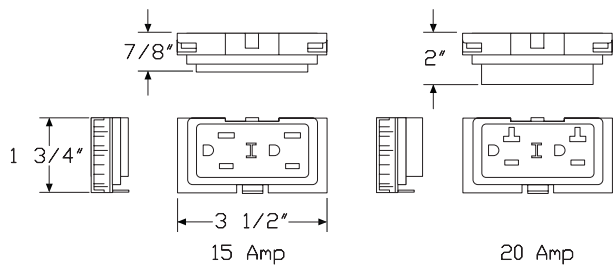
Description

This 15- or 20-amp duplex receptacle attaches to a junction block to provide electrical access. Finish is black. Package of 1. It is UL Listed for use with Layout Studio® in the US and Canada.

Notes

Layout Studio modular power products are only compatible with other Layout Studio modular products, or with Connect™ 4-circuit modular components. Note that the UL listing for Layout Studio is no longer applicable when connecting Layout Studio power to Connect power.  
Receptacle is labeled as I, II, III, or IV for circuit identification.  
Order junction block (GN1358.) separately.

Dimensions



Specification Information

Step 1.

GN1355.

Step 2. Amps

15	15 amp
20	20 amp

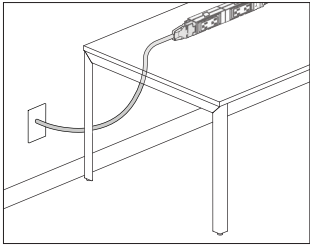
Step 3. Circuit

1	circuit I
2	circuit II
3	circuit III
4	circuit IV

Prices for Steps 1-3.

		1	2	3	4
GN1355.	15	\$32	32	32	32
	20	\$40	40	40	40





**Product Information**

**Description**

This power entry connects a building's electrical from a wall, floor, or column to the end of a 4-circuit junction block and distributes up to 4 20-amp circuits. UL Listed for use with Layout Studio® in the US and Canada.

**Notes**

Layout Studio modular power products are only compatible with other Layout Studio modular products, or with Connect™ 4-circuit modular components. Note that the UL listing for Layout Studio is no longer applicable when connecting Layout Studio power to Connect power.

Power entry can be field cut to the appropriate length.

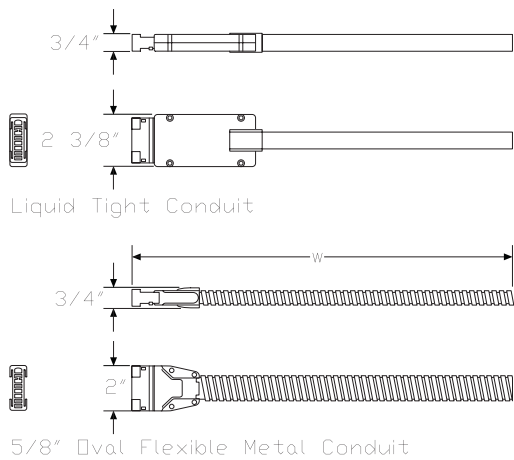
For San Francisco, specify 3/8" flex metallic conduit option (C).

Finish color on liquid tight conduit is black. Finish color on metallic conduit is silver.

To manage and/or cover power entry, order umbilical riser (GNWF. or GNWG.) or floor power entry cover (GNPC.) separately.

A licensed electrician must wire the power entry to the building's electrical system.

**Dimensions**



**Specification Information**

**Step 1.**

**GN1351.**

**Step 2. Length**

<b>06</b>	6' long
<b>12</b>	12' long
<b>18</b>	18' long
<b>24</b>	24' long

**Step 3. Conduit Type**

<b>L</b>	liquid tight conduit
<b>C</b>	3/8" flex metallic conduit

**Prices for Steps 1-3.**

		<b>L</b>	<b>C</b>
<b>GN1351.</b>	<b>06</b>	\$195	195
	<b>12</b>	\$275	275
	<b>18</b>	\$357	357
	<b>24</b>	\$458	458



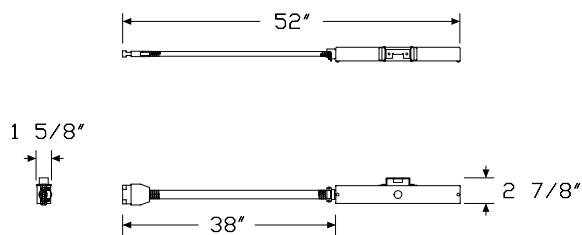
## Description

## Notes

Note that the UL listing for Layout Studio is no longer applicable when

Power entry comes with a 38" festoon.

## Dimensions

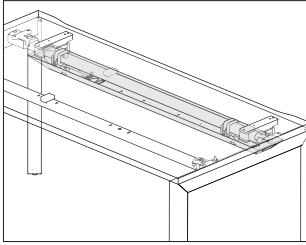


Step 1.

\$307

# Wire Management Tray

GNWD.  
GNWS.



## Product Information

### Description

This painted steel tray provides a location to hold and manage power and voice/data cables within a Layout Studio® environment. Trays are available for both back-to-back and single-sided applications.

### Notes

Single-sided wire management tray is for use with a non-rail surface. For performance rail, order wire management tray, single, performance rail (GNWS.R) separately.

The double unit attaches directly to beams with included hardware.

The single unit attaches to beams, but also requires an additional bracket.

For each single tray, order 2 generic beam clamps (GNSG.) separately. If a desk up or modesty screen is being used, the generic beam clamps are not required.

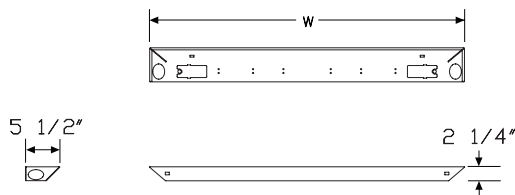
Specify tray width to match beam width.

For use with double tray, order optional cable management clips (GNWC.) separately.

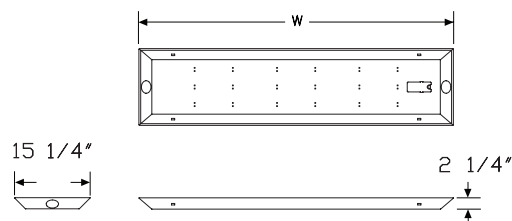
To route power and/or data from the floor to a cable tray, order the umbilical riser (GNWF.T or GNWG.T) separately.

Tray includes a knock-out on each end to allow a power jumper to pass from 1 tray to the next when UL1286 Listing is required (primarily New York City). Order harness cover (GNPH.) separately.

## Dimensions



Single Tray



Double Tray

## Specification Information

### Step 1.

GN

### Step 2. Type

WS. single

WD. double

### Step 3. Width

36	36" wide
42	42" wide
48	48" wide
54	54" wide
60	60" wide
66	66" wide
72	72" wide
78	78" wide
84	84" wide
96	96" wide

### Prices for Steps 1-3.

GNWS.	36	\$198
	42	\$201
	48	\$203
	54	\$237
	60	\$271
	66	\$275
	72	\$277
	78	\$285
	84	\$311
	96	\$333

GNWD.	36	\$189
	42	\$195
	48	\$201
	54	\$227
	60	\$247
	66	\$250
	72	\$254
	78	\$262
	84	\$285
	96	\$307

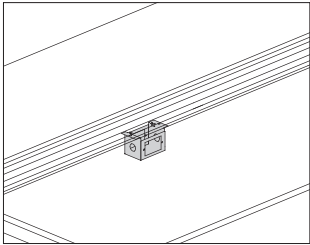
### Step 4. Finish

### Metallic Paint

613	silver (CP)	+\$0
-----	-------------	------

Layout Studio® Performance Rail

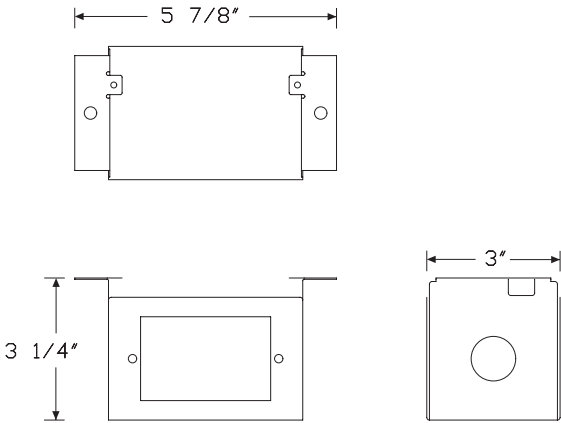
Sand Texture Paint		
91	white (CP)	+\$0
98	studio white (CP)	+\$0
BK	black	+\$0
G1	graphite (CP)	+\$0
UBK	ultra black (CP)	+\$0



Product Information
Description
This housing mounts to the underside of a Layout Studio® performance rail or to the bottom of a wire management tray and supports face plates with voice/ data ports. Finish is cool grey neutral. Attachment hardware included.
Notes
Housing accepts a standard NEMA data faceplate.
Dimensions

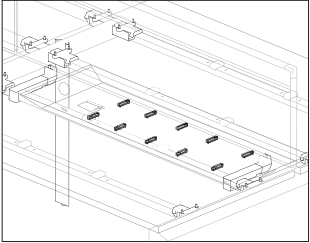
Specification Information
Step 1.
GN <input type="checkbox"/> A
Step 2. Application
WM. data box <input type="checkbox"/> A
Prices for Steps 1-2.
GNWM. <span style="float: right;">\$43</span>

Layout Studio® Performance Rail



Cable Management Clips, Double Tray

GNWC.

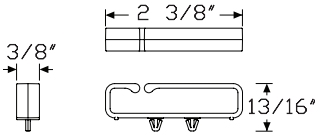


Product Information

Description

These clips attach into holes in the bottom of a double cable management tray to manage voice/data cables. Package includes 10 clips.

Dimensions



Specification Information

Step 1.

GNWC.

Step 2. Quantity

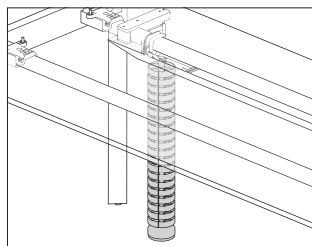
1010 per pack

Prices for Steps 1-2.

GNWC. 10\$23

# Umbilical Riser, Fixed Height

GNWF.  
GNWG.



## Product Information

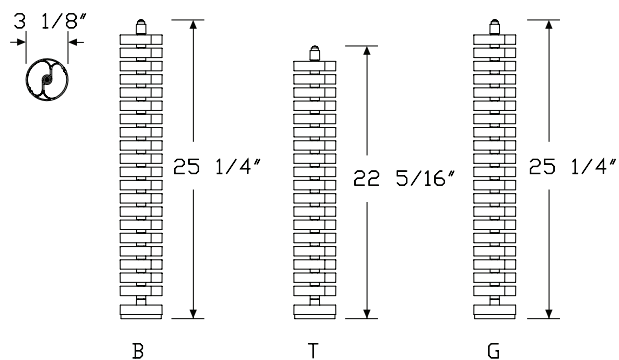
### Description

This umbilical riser routes power and/or data cables from the floor to the underside of a surface or wire management tray.

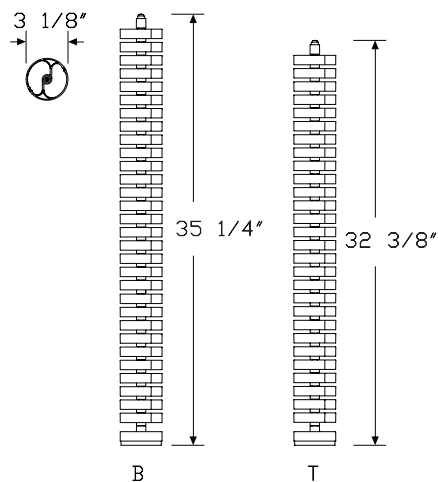
### Notes

For data capacity, see Cable Capacity Chart in Omni.

### Dimensions



Fixed, seated height



Fixed, standing height

## Specification Information

### Step 1.

GN

### Step 2. Type

WG. fixed, standing height ☐ A

WF. fixed, seated height

### Step 3. Attachment

#### For fixed, seated height (WF.)

B beam attachment

T tray attachment

G generic attachment

#### For fixed, standing height (WG.)

B beam attachment

T tray attachment

### Prices for Steps 1-3.

GNWG. B	\$228
T	\$220

GNWF. B	\$113
T	\$104
G	\$124

### Step 4. Finish

#### Metallic Paint

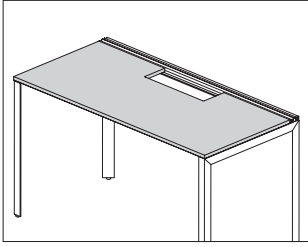
613 silver (CP)	+\$0
-----------------	------

#### Sand Texture Paint

91 white (CP)	+\$0
98 studio white (CP)	+\$0
BK black	+\$0
G1 graphite (CP)	+\$0
UBK ultra black (CP)	+\$0

# Primary Worksurface, Rectangular, GNTRR.

## Performance Rail



### Product Information

#### Description

This squared-edge surface attaches to 1 set of primary beams when using a performance rail. It can be used in a table, single-sided bench, or back-to-back bench application. It has a laminate top and thermoplastic edge, laminate top with a thermoplastic backed plywood edge, or veneer top and edge. Surface is 1 1/8" thick. It is available with or without an access door cutout which provides access to the power and data channel.

#### Notes

Gap between back edge of surface and performance rail is 0.6" deep and runs the full width of the surface.

For surfaces with access cutout (C, D, L, R), order access door (GNPD.) separately.

Specify attachment hardware kit separately.

For fixed attachment of beams up to 78" wide, order hardware pack (GNHPF.) separately; for 84"-wide and 96"-wide beams, order hardware pack (GNHOF.) separately.

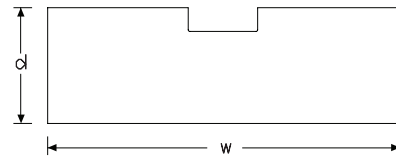
For quick release attachment, order the quick release attachment hardware pack (GNHPA.) in addition to the fixed attachment hardware pack (GNHPF.) separately.

Sliding surface attachment is available for 24" or 30"-deep surfaces; order rectangular primary surface sliding hardware pack (GNHRS.) separately.

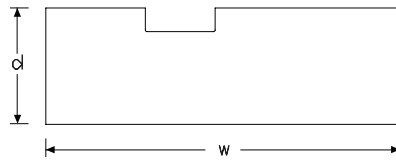
Attaching clamp-mounted components to back edge of a sliding surface may result in reduced surface extension.

Access door cutouts specified on left side (L) or right side (R) are located along the back edge of the surface at a fixed distance from the left or right end.

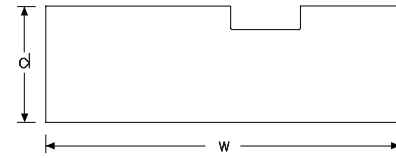
### Dimensions



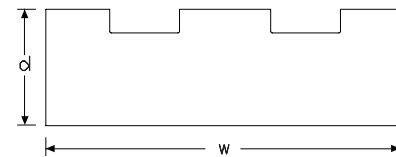
For 42"-96" wide, access door cutout centered



For 54"-78" wide, access door cutout left side



For 54"-78" wide, access door cutout right side



For 84" and 96" wide, two cutouts



# Primary Worksurface, Rectangular, Performance Rail *continued*

Specification Information	
Step 1.	
GN	<input type="checkbox"/>
Step 2. Type	
TRR.	rectangular primary surface for use with performance rail <input type="checkbox"/>
Step 3. Depth	
24	24" deep <input type="checkbox"/>
30	30" deep <input type="checkbox"/>
Step 4. Width	
42	42" wide <input type="checkbox"/>
48	48" wide <input type="checkbox"/>
54	54" wide <input type="checkbox"/>
60	60" wide <input type="checkbox"/>
66	66" wide <input type="checkbox"/>
72	72" wide <input type="checkbox"/>
78	78" wide <input type="checkbox"/>
84	84" wide <input type="checkbox"/>
96	96" wide <input type="checkbox"/>
Step 5. Access Detail	
For 42" wide (42) or 48" wide (48)	
N	no access <input type="checkbox"/>
C	access door cutout, centered <input type="checkbox"/>
For 54" wide (54), 60" wide (60), 66" wide (66), 72" wide (72), or 78" wide (78)	
N	no access <input type="checkbox"/>
L	access door cutout, left side <input type="checkbox"/>
R	access door cutout, right side <input type="checkbox"/>
C	access door cutout, centered <input type="checkbox"/>
For 84" wide (84) or 96" wide (96)	
N	no access <input type="checkbox"/>
C	access door cutout, centered <input type="checkbox"/>
D	two access door cutouts <input type="checkbox"/>
Step 6. Surface Material	
L	high-pressure laminate top/thermoplastic edge <input type="checkbox"/>
U	high-pressure laminate/universal edge <input type="checkbox"/>
W	veneer <input type="checkbox"/>
A	high-pressure laminate top/thermoplastic edge with MicrobeCare™ <input type="checkbox"/>
B	veneer with MicrobeCare™ <input type="checkbox"/>
C	high-pressure laminate top/universal edge with MicrobeCare™ <input type="checkbox"/>

Prices for Steps 1-6.		NL	NU	NW	NA	NB	NC
GNTRR.24	42	\$259	259	414	314	472	314
	48	\$278	278	453	361	536	361
	54	\$305	305	498	387	580	387
	60	\$329	329	539	412	620	412
	66	\$359	359	593	441	676	441
	72	\$388	388	645	473	728	473
	78	\$442	442	734	548	839	548
	84	\$498	498	826	601	930	601
	96	\$539	539	898	642	1002	642
30	42	\$298	296	475	353	530	350
	48	\$321	321	522	404	604	404
	54	\$350	350	574	435	655	435
	60	\$380	380	626	464	708	464
	66	\$423	423	687	506	770	506
	72	\$453	453	746	536	830	536
	78	\$514	514	852	617	956	617
	84	\$574	574	960	676	1064	676
	96	\$626	624	1046	730	1149	728
		LL	LU	LW	LA	LB	LC
GNTRR.24	54	\$334	334	524	415	606	415
	60	\$359	359	566	441	649	441
	66	\$390	390	620	475	705	475
	72	\$415	415	673	500	756	500
	78	\$472	472	764	575	868	575
30	54	\$380	380	605	464	689	464
	60	\$410	410	655	491	739	491
	66	\$453	453	716	536	800	536
	72	\$484	484	778	566	863	566
	78	\$543	543	883	648	986	648
		DL	DU	DW	DA	DB	DC
GNTRR.24	84	\$554	554	883	658	986	658
	96	\$600	600	954	702	1059	702
30	84	\$635	635	1019	739	1124	739
	96	\$684	684	1105	789	1208	789
		RL	RU	RW	RA	RB	RC
GNTRR.24	54	\$334	334	524	415	606	415
	60	\$359	359	566	441	649	441
	66	\$390	390	620	475	705	475
	72	\$415	415	673	500	756	500
	78	\$472	472	764	575	868	575

Primary Worksurface, Rectangular,  
Performance Rail *continued*

Layout Studio® Performance Rail

	<b>30</b>	<b>54</b>	\$380	380	605	464	689	464
		<b>60</b>	\$410	410	655	491	739	491
		<b>66</b>	\$453	453	716	536	800	536
		<b>72</b>	\$484	484	778	566	863	566
		<b>78</b>	\$543	543	883	648	986	648
			<b>CL</b>	<b>CU</b>	<b>CW</b>	<b>CA</b>	<b>CB</b>	<b>CC</b>
<b>GNTRR.24</b>	<b>42</b>		\$289	288	449	345	504	343
	<b>48</b>		\$311	311	484	393	566	393
	<b>54</b>		\$334	334	524	415	606	415
	<b>60</b>		\$359	359	566	441	649	441
	<b>66</b>		\$390	390	620	475	705	475
	<b>72</b>		\$415	415	673	500	756	500
	<b>78</b>		\$472	472	764	575	868	575
	<b>84</b>		\$524	524	852	629	956	629
	<b>96</b>		\$566	566	928	669	1031	669
	<b>30</b>	<b>42</b>	\$326	326	505	380	559	380
		<b>48</b>	\$349	349	552	434	635	434
		<b>54</b>	\$380	380	605	464	689	464
		<b>60</b>	\$410	410	655	491	739	491
		<b>66</b>	\$453	453	716	536	800	536
		<b>72</b>	\$484	484	778	566	863	566
		<b>78</b>	\$543	543	883	648	986	648
		<b>84</b>	\$605	605	990	709	1094	709
		<b>96</b>	\$654	654	1075	758	1178	758

Step 7. Surface Finish

For high-pressure laminate top/thermoplastic edge (L), high-pressure laminate/universal edge (U), high-pressure laminate top/thermoplastic edge with MicrobeCare™ (A), or high-pressure laminate top/universal edge with MicrobeCare™ (C)

<b>125</b>	natural maple (CP)	<input type="checkbox"/> A	+\$0
<b>126</b>	natural cherry (CP)	<input type="checkbox"/> A	+\$0
<b>127</b>	walnut (CP)	<input type="checkbox"/> A	+\$0
<b>139</b>	light ash (CP)	<input type="checkbox"/> A	+\$0
<b>140</b>	warm ash (CP)	<input type="checkbox"/> A	+\$0
<b>76</b>	light brown walnut	<input type="checkbox"/> A	+\$0
<b>8Q</b>	folkstone grey (CP)	<input type="checkbox"/> A	+\$0
<b>91</b>	white (CP)	<input type="checkbox"/> A	+\$0
<b>98</b>	studio white (CP)	<input type="checkbox"/> A	+\$0
<b>CL</b>	cool grey neutral	<input type="checkbox"/> A	+\$0
<b>HF</b>	inner tone light	<input type="checkbox"/> A	+\$0
<b>HP</b>	light anigre	<input type="checkbox"/> A	+\$0
<b>LBA</b>	clear on ash (CP)	<input type="checkbox"/> A	+\$0
<b>LBB</b>	oak on ash (CP)	<input type="checkbox"/> A	+\$0
<b>LBC</b>	walnut on ash (CP)	<input type="checkbox"/> A	+\$0
<b>LBF</b>	neutral twill	<input type="checkbox"/> A	+\$0
<b>LBJ</b>	graphite twill	<input type="checkbox"/> A	+\$0
<b>LBQ</b>	white twill	<input type="checkbox"/> A	+\$0
<b>LBR</b>	phantom ecru	<input type="checkbox"/> A	+\$0
<b>LBS</b>	phantom cocoa	<input type="checkbox"/> A	+\$0
<b>LBU</b>	medium matte walnut (CP)	<input type="checkbox"/> A	+\$0
<b>LBV</b>	warm grey teak	<input type="checkbox"/> A	+\$0
<b>LT</b>	light tone	<input type="checkbox"/> A	+\$0
<b>LU</b>	soft white	<input type="checkbox"/> A	+\$0
<b>WL</b>	warm stone (CP)	<input type="checkbox"/> A	+\$0
<b>WN</b>	warm grey neutral	<input type="checkbox"/> A	+\$0

Primary Worksurface, Rectangular,  
Performance Rail *continued*

Step 8. Edge Finish

*For high-pressure laminate top/thermoplastic edge (L) or high-pressure laminate top/thermoplastic edge with MicrobeCare™ (A)*

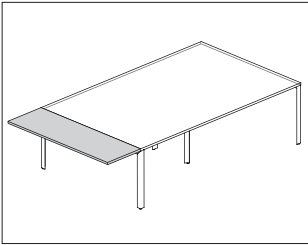
125	natural maple (CP) <input type="checkbox"/>	+\$0
126	natural cherry (CP) <input type="checkbox"/>	+\$0
127	walnut (CP) <input type="checkbox"/>	+\$0
139	light ash (CP) <input type="checkbox"/>	+\$0
140	warm ash (CP) <input type="checkbox"/>	+\$0
G1	graphite (CP) <input type="checkbox"/>	+\$0
76	light brown walnut <input type="checkbox"/>	+\$0
8Q	folkstone grey (CP) <input type="checkbox"/>	+\$0
91	white (CP) <input type="checkbox"/>	+\$0
98	studio white (CP) <input type="checkbox"/>	+\$0
CL	cool grey neutral <input type="checkbox"/>	+\$0
HF	inner tone light <input type="checkbox"/>	+\$0
HP	light anigre <input type="checkbox"/>	+\$0
LBA	clear on ash (CP) <input type="checkbox"/>	+\$0
LBR	phantom ecru <input type="checkbox"/>	+\$0
LBS	phantom cocoa <input type="checkbox"/>	+\$0
LBU	medium matte walnut (CP) <input type="checkbox"/>	+\$0
LBV	warm grey teak <input type="checkbox"/>	+\$0
LBB	oak on ash (CP) <input type="checkbox"/>	+\$0
LBC	walnut on ash (CP) <input type="checkbox"/>	+\$0
LBF	neutral twill <input type="checkbox"/>	+\$0
LBJ	graphite twill <input type="checkbox"/>	+\$0
LBQ	white twill <input type="checkbox"/>	+\$0
LU	soft white <input type="checkbox"/>	+\$0
WL	warm stone (CP) <input type="checkbox"/>	+\$0
WN	warm grey neutral <input type="checkbox"/>	+\$0

*For high-pressure laminate/universal edge (U) or high-pressure laminate top/universal edge with MicrobeCare™ (C)*

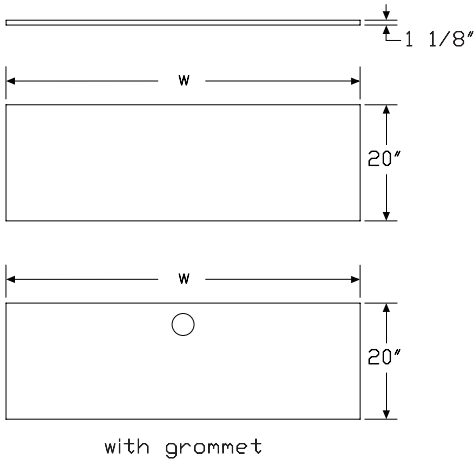
PLY	plywood edge <input type="checkbox"/>	+\$50
-----	---------------------------------------	-------

Meeting End, Rectangular

GNTDG.  
GNTDN.



Product Information
<p><b>Description</b></p> <p>This 20"-deep squared-edge surface attaches to 2 sets of meeting end beams positioned at the end of a back-to-back bench application to create a meeting space. It has a laminate top with thermoplastic edge, laminate top with a thermoplastic backed plywood edge, or veneer top and edge. An optional grommet cut-out and grommet is available. Surface is 1 1/8" thick.</p>
<p><b>Notes</b></p> <p>Grommet color matches the laminate color for solid color laminates, and is graphite for all other laminates and veneers.</p> <p>For each meeting end surface, order 2 fixed attachment hardware packs (GNHPF.) separately.</p>
Dimensions



Specification Information
<p><b>Step 1.</b></p> <p><b>GN</b></p>
<p><b>Step 2. Type</b></p> <p><b>TD</b> rectangular meeting end</p>
<p><b>Step 3. Access Detail</b></p> <p><b>N.</b> no access cut-out</p> <p><b>G.</b> grommet</p>
<p><b>Step 4. Depth</b></p> <p><b>20</b> 20" deep</p>
<p><b>Step 5. Width</b></p> <p><b>48</b> 48" wide</p> <p><b>60</b> 60" wide</p> <p><b>72</b> 72" wide</p>
<p><b>Step 6. Attachment</b></p> <p><b>F</b> non-sliding</p>
<p><b>Step 7. Surface Material</b></p> <p><b>L</b> high-pressure laminate top/thermoplastic edge</p> <p><b>W</b> veneer</p>

Prices for Steps 1-7.			
		FL	FW
<b>GNTDN.20</b>	<b>48</b>	\$245	413
	<b>60</b>	\$285	511
	<b>72</b>	\$351	606
<b>GNTDG. 20</b>	<b>48</b>	\$274	440
	<b>60</b>	\$315	539
	<b>72</b>	\$380	635

## Step 8. Surface Finish

## For high-pressure laminate top/thermoplastic edge (L)

<b>125</b>	natural maple (CP)	+\$0
<b>126</b>	natural cherry (CP)	+\$0
<b>139</b>	light ash (CP)	+\$0
<b>140</b>	warm ash (CP)	+\$0
<b>76</b>	light brown walnut	+\$0
<b>91</b>	white (CP)	+\$0
<b>98</b>	studio white (CP)	+\$0
<b>8Q</b>	folkstone grey (CP)	+\$0
<b>CL</b>	cool grey neutral	+\$0
<b>HF</b>	inner tone light	+\$0
<b>HP</b>	light anigre	+\$0
<b>LBA</b>	clear on ash (CP)	+\$0
<b>LBR</b>	phantom ecru	+\$0
<b>LBS</b>	phantom cocoa	+\$0
<b>LBU</b>	medium matte walnut (CP)	+\$0
<b>LBV</b>	warm grey teak	+\$0
<b>LBB</b>	oak on ash (CP)	+\$0
<b>LBC</b>	walnut on ash (CP)	+\$0
<b>LBF</b>	neutral twill	+\$0
<b>LBJ</b>	graphite twill	+\$0
<b>LBQ</b>	white twill	+\$0
<b>LU</b>	soft white	+\$0
<b>WL</b>	warm stone (CP)	+\$0
<b>WN</b>	warm grey neutral	+\$0

## Wood Veneer

## For veneer (W)

<b>2U</b>	light brown walnut	+\$55
<b>40</b>	dark brown walnut	+\$55
<b>ET</b>	clear on ash	+\$55
<b>EU</b>	oak on ash	+\$55
<b>EV</b>	walnut on ash	+\$55

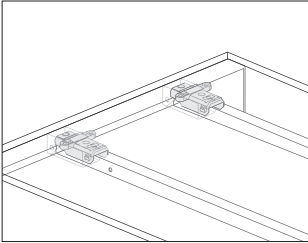
## Step 9. Edge Finish

## For high-pressure laminate top/thermoplastic edge (L)

<b>125</b>	natural maple (CP)	+\$0
<b>126</b>	natural cherry (CP)	+\$0
<b>127</b>	walnut (CP)	+\$0
<b>139</b>	light ash (CP)	+\$0
<b>140</b>	warm ash (CP)	+\$0
<b>G1</b>	graphite (CP)	+\$0
<b>76</b>	light brown walnut	+\$0
<b>8Q</b>	folkstone grey (CP)	+\$0
<b>91</b>	white (CP)	+\$0
<b>98</b>	studio white (CP)	+\$0
<b>CL</b>	cool grey neutral	+\$0
<b>LBA</b>	clear on ash (CP)	+\$0
<b>LBR</b>	phantom ecru	+\$0
<b>LBS</b>	phantom cocoa	+\$0
<b>LBU</b>	medium matte walnut (CP)	+\$0
<b>LBV</b>	warm grey teak	+\$0
<b>LBB</b>	oak on ash (CP)	+\$0
<b>LBC</b>	walnut on ash (CP)	+\$0
<b>LBF</b>	neutral twill	+\$0
<b>LBJ</b>	graphite twill	+\$0
<b>LBQ</b>	white twill	+\$0
<b>WL</b>	warm stone (CP)	+\$0
<b>WN</b>	warm grey neutral	+\$0
<b>HF</b>	inner tone light	+\$0
<b>HP</b>	light anigre	+\$0
<b>LU</b>	soft white	+\$0

# Hardware Pack, Fixed Surfaces

GNHDF.  
GNHOF.  
GNHPF.  
GNHSF.

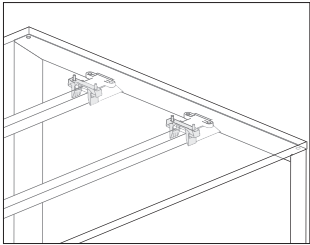


Product Information
<p><b>Description</b></p> <p>This hardware pack is required in order to connect a set of beams to a pair of Engage legs, and to provide a fixed attachment of a surface.</p>
<p><b>Notes</b></p> <p>1 hardware pack is required for each beam kit specified. Meeting end surfaces (GNTDG., GNTDN.) require an additional 2 rectangular primary hardware packs (GNHPF.) per surface.</p> <p>For Primary Worksurface Rectangular (GNTRx.), Primary Worksurface Rectangular Performance Rail (GNTRR.) and Project Table Rectangular (GNTPx.), specify rectangular primary hardware pack (GNHPF.) for beams up to 78" wide; for beams 84" wide and wider specify rectangular primary (84"w and above) hardware pack (GNHOF.).</p> <p>For quick release attachment, a quick release hardware pack (GNHPA., GNHDA.) can be added. Specify 1 hardware pack for each beam kit.</p>

Specification Information	
Step 1.	
GNH	
Step 2. Type	
PF.	rectangular primary
OF.	rectangular primary (84"w and above)
DF.	120° - primary
SF.	return
Prices for Steps 1-2.	
GNHPF.	\$75
GNHOF.	\$86
GNHDF.	\$162
GNHSF.	\$191

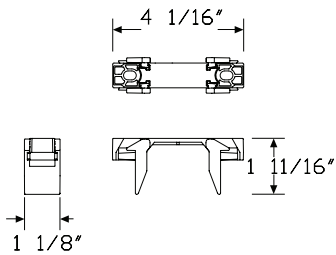
Hardware Pack, Quick Release Attachment

GNHDA.  
GNHPA.



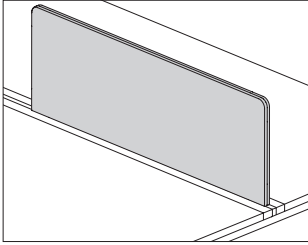
Product Information
Description
This hardware pack provides for the attachment and removal of surfaces without the use of any tools.
Notes
Specify 1 quick release hardware pack for each fixed attachment hardware pack (GNHDF., GNHPF., GNHSF.) specified.
Dimensions

Specification Information
Step 1.
GNH
Step 2. Type
PA. rectangular surface
DA. 120° surface
Prices for Steps 1-2.
GNHPA. \$26
GNHDA. \$42



## Flat Edge Screen, Desk Up, Performance Rail

GNSDRS



Layout Studio® Performance Rail

### Product Information

#### Description

This tackable frameless fabric screen attaches to a Layout Studio® performance rail and provides boundary above a surface at the back edge of the work surface. It has a flat edge and comes with an alignment clip to align 2 screens when placed side-by-side. Attachment hardware included.

#### Notes

Screen width does not need to match performance rail width.

When using 78"-wide performance rail, specify 2 39"-wide screens to provide full screen coverage. When using 84"-wide rail, specify 2 42"-wide screens.

When using 96"-wide rail, specify 2 48"-wide screens.

Screen attaches to performance rail with provided hardware. No additional hardware is required.

Screen is shared in back-to-back applications.

All fabric is railroaded.

Screen accepts Customer's Own Material (COM). Yardage is estimated for nondirectional 54"-wide fabrics.

#### Width—Yardage

36—1.32

39—1.42

42—1.51

48—1.70

54—1.89

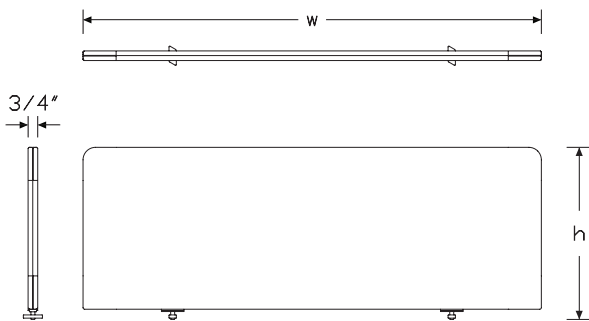
60—2.08

66—2.27

72—2.46

For information on multiple quantities or directional fabrics, contact COM Department. See Order Information in Appendices.

### Dimensions



### Specification Information

#### Step 1.

GN

#### Step 2. Type

SD desk up

#### Step 3. Configuration

R performance rail attachment

#### Step 4. Edge

S. tackable fabric with flat edge

#### Step 5. Height

42 42" high

46 46" high

#### Step 6. Width

36 36" wide

39 39" wide

42 42" wide

48 48" wide

54 54" wide

60 60" wide

66 66" wide

72 72" wide

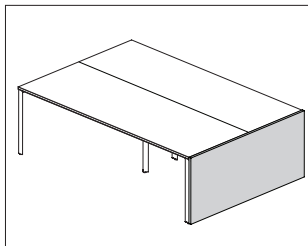
#### Prices for Steps 1-6.

	36	39	42	48	54	60
GNSDRS. 42	\$390	411	434	453	475	493
46	\$411	434	453	473	499	522
					66	72
GNSDRS. 42					\$523	551
46					\$543	585

#### Step 7. Surface Finish

Price Category 1	+\$0
Price Category 2	+\$14
Price Category 3	+\$24
Price Category 5	+\$111
Price Category B	+\$79
Price Category C	+\$107
Price Category E	+\$163





### Product Information

#### Description

This gallery panel attaches to an Engage desk end leg. It has a laminate surface with thermoplastic edge, laminate surface with a thermoplastic backed plywood edge, or veneer surface and edge. Attachment hardware included.

#### Notes

Top of 29"-high panel aligns with top of a primary surface; top of 42"- and 46"-high panels align with top of a desk up or modesty screen.

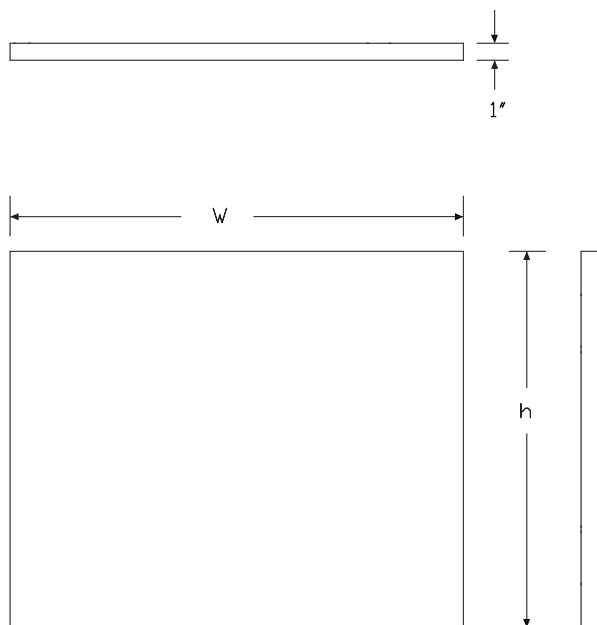
All gallery panels are nonhanded. 24"- and 30"-wide panels will work on both right-hand and left-hand single desk end legs.

Grain direction is vertical on veneer, wood-grain and directional laminates for 24"-60" widths.

Wood-grain and directional laminates are not available on 72"-wide gallery panels and are not a recommended application when using ZZ open line wood-grain or directional laminates.

For additional sizes, see Vary Easy Program in appendices.

#### Dimensions



### Specification Information

#### Step 1.

**GN**

#### Step 2. Type

**ST** gallery panel

#### Step 3. Configuration

**A.** leg-attached

#### Step 4. Height

**29** 29" high

**42** 42" high

**46** 46" high

#### Step 5. Width

**24** 24" wide

**30** 30" wide

**36** 36" wide

**48** 48" wide

**60** 60" wide

**72** 72" wide

#### Step 6. Surface Material

**L** high-pressure laminate top/thermoplastic edge

**W** veneer

#### Prices for Steps 1-6.

		<b>L</b>	<b>W</b>
<b>GNSTA. 29</b>	<b>24</b>	\$337	732
	<b>30</b>	\$372	806
	<b>36</b>	\$403	875
	<b>48</b>	\$522	1142
	<b>60</b>	\$645	1413
	<b>72</b>	\$769	1685
<b>42</b>	<b>24</b>	\$396	863
	<b>30</b>	\$423	925
	<b>36</b>	\$466	1017
	<b>48</b>	\$629	1371
	<b>60</b>	\$775	1699
	<b>72</b>	\$927	2025
<b>46</b>	<b>24</b>	\$406	882
	<b>30</b>	\$437	956
	<b>36</b>	\$499	1090
	<b>48</b>	\$654	1433
	<b>60</b>	\$814	1782
	<b>72</b>	\$969	2126

## Gallery Panel, Leg-Attached *continued*

### Step 7. Surface Finish

For 24" wide (24), 30" wide (30), 36" wide (36), 48" wide (48), or 60" wide (60)  
with high-pressure laminate top/thermoplastic edge (L)

125	natural maple (CP)	+\$0
126	natural cherry (CP)	+\$0
127	walnut (CP)	+\$0
139	light ash (CP)	+\$0
140	warm ash (CP)	+\$0
76	light brown walnut	+\$0
91	white (CP)	+\$0
98	studio white (CP)	+\$0
8Q	folkstone grey (CP)	+\$0
CL	cool grey neutral	+\$0
HF	inner tone light	+\$0
HP	light anigre	+\$0
LBA	clear on ash (CP)	+\$0
LBR	phantom ecru	+\$0
LBS	phantom cocoa	+\$0
LBU	medium matte walnut (CP)	+\$0
LBV	warm grey teak	+\$0
LBB	oak on ash (CP)	+\$0
LBC	walnut on ash (CP)	+\$0
LBF	neutral twill	+\$0
LBJ	graphite twill	+\$0
LBQ	white twill	+\$0
LU	soft white	+\$0
WL	warm stone (CP)	+\$0
WN	warm grey neutral	+\$0

### Wood Veneer

For veneer (W)

2U	light brown walnut	+\$55
40	dark brown walnut	+\$55
ET	clear on ash	+\$55
EU	oak on ash	+\$55
EV	walnut on ash	+\$55

### Solid-Color Laminate Top/Thermoplastic Edge

For 72" wide (72) with high-pressure laminate top/thermoplastic edge (L)

8Q	folkstone grey (CP)	+\$0
91	white (CP)	+\$0
98	studio white (CP)	+\$0
WL	warm stone (CP)	+\$0
WN	warm grey neutral	+\$0

### Step 8. Bracket Finish

#### Metallic Paint

613	silver (CP)	+\$0
-----	-------------	------

#### Sand Texture Paint

91	white (CP)	+\$0
98	studio white (CP)	+\$0
BK	black	+\$0
G1	graphite (CP)	+\$0
UBK	ultra black (CP)	+\$0

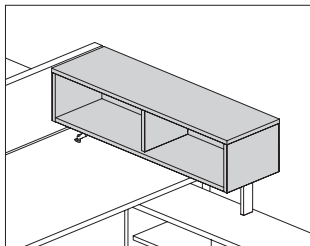
### Step 9. Edge Finish

For 24" wide (24), 30" wide (30), 36" wide (36), 48" wide (48),  
60" wide (60), or 72" wide (72) with high-pressure laminate top/  
thermoplastic edge (L)

125	natural maple (CP)	+\$0
126	natural cherry (CP)	+\$0
127	walnut (CP)	+\$0
139	light ash (CP)	+\$0
140	warm ash (CP)	+\$0
G1	graphite (CP)	+\$0
76	light brown walnut	+\$0
8Q	folkstone grey (CP)	+\$0
91	white (CP)	+\$0
98	studio white (CP)	+\$0
CL	cool grey neutral	+\$0
HF	inner tone light	+\$0
HP	light anigre	+\$0
LBA	clear on ash (CP)	+\$0
LBR	phantom ecru	+\$0
LBS	phantom cocoa	+\$0
LBU	medium matte walnut (CP)	+\$0
LBV	warm grey teak	+\$0
LBB	oak on ash (CP)	+\$0
LBC	walnut on ash (CP)	+\$0
LBF	neutral twill	+\$0
LBJ	graphite twill	+\$0
LBQ	white twill	+\$0
LU	soft white	+\$0
WL	warm stone (CP)	+\$0
WN	warm grey neutral	+\$0

## Individual Cubby

L2EC.



### Product Information

#### Description

This all laminate or veneer cubby attaches to stanchions and provides open storage accessible from 1 side of the cubby. The inbound stanchion either sits on top of a work surface and attaches to the underside of the surface, or attaches to a Layout Studio® performance rail. The outbound stanchion rests on top of a 22"-high Tu® Wood credenza.

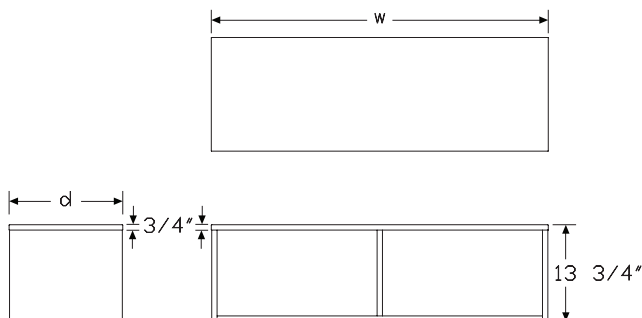
#### Notes

Surface-attached cubby cannot be used on a Layout Studio sliding surface.  
Order stanchion kit for surface attachment (LSS.) or Layout Studio performance rail attachment (L2SS.) separately.  
Can be used only in perpendicular application.  
Order optional accessories separately:

- Tackboard (LLCT.)
- Whiteboard (LLCW.)
- Magnet board (LLCM.)

See Tu Wood Planning Guide for specific guidelines.

### Dimensions



### Specification Information

#### Step 1.

L2EC.

#### Step 2. Attachment

**R** Layout Studio performance rail attachment  
**S** surface attachment

#### Step 3. Height

**09** 9.75" high  
**13** 13.75" high

#### Step 4. Width

##### For Layout Studio performance rail attachment (R)

**36** 36" wide  
**42** 42" wide  
**48** 48" wide

##### For surface attachment (S)

**48** 48" wide  
**60** 60" wide

#### Step 5. Depth

**12** 12 1/2" deep

#### Step 6. Surface Material

##### For 36" wide (36)

**L** thermally-fused laminate

##### For 48" wide (48) or 42" wide (42)

**L** thermally-fused laminate

##### For 60" wide (60)

**L** thermally-fused laminate

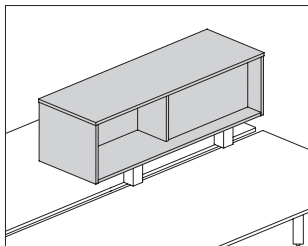
#### Prices for Steps 1-6.

		3612L	4212L	6012L	4812L
L2EC.	R 09	\$1260	1333	—	1408
	13	\$1333	1408	—	1481
	S 09	—	—	\$1555	1408
	13	—	—	\$1629	1481

Step 7. Case Finish		
<b>8Q</b>	folkstone grey (CP)	+\$0
<b>91</b>	white (CP)	+\$0
<b>98</b>	studio white (CP)	+\$0
<b>CL</b>	cool grey neutral	+\$0
<b>LU</b>	soft white	+\$0
<b>WL</b>	warm stone (CP)	+\$0
<b>WN</b>	warm grey neutral	+\$0
<b>LBF</b>	neutral twill	+\$0
<b>LBJ</b>	graphite twill	+\$0
<b>LBQ</b>	white twill	+\$0
<b>125</b>	natural maple (CP)	+\$0
<b>126</b>	natural cherry (CP)	+\$0
<b>127</b>	walnut (CP)	+\$0
<b>139</b>	light ash (CP)	+\$0
<b>140</b>	warm ash (CP)	+\$0
<b>76</b>	light brown walnut	+\$0
<b>HP</b>	light anigre	+\$0
<b>LBA</b>	clear on ash (CP)	+\$0
<b>LBR</b>	phantom ecru	+\$0
<b>LBS</b>	phantom cocoa	+\$0
<b>LBU</b>	medium matte walnut (CP)	+\$0
<b>LBV</b>	warm grey teak	+\$0
<b>LBB</b>	oak on ash (CP)	+\$0
<b>LBC</b>	walnut on ash (CP)	+\$0

## Shared Cubby

L2EY.



### Product Information

#### Description

This all-laminate or veneer cubby has alternate-facing openings to provide storage to workers on both sides of the unit, either across from each other or side-by-side. Cubby is mounted using stanchions which are specified separately.

#### Notes

12½"-deep cubby used in a parallel application will attach to Layout Studio® beams. Single cubby requires 1 end stanchion kit (LSS.SE). Multiple cubbies will require the end stanchion kit, along with a shared stanchion (LSS.SM) wherever 2 cubbies meet.

12½"-deep cubby used in a perpendicular application will attach to the back edge of a work surface on one end of the cubby and rest on top of a 22"-high credenza on the other end of the cubby. Specify 1 credenza/work surface mounted stanchion kit (LSS.CD) for each cubby.

16"-deep cubby is 12" deep on half and 3" deep on the other half.

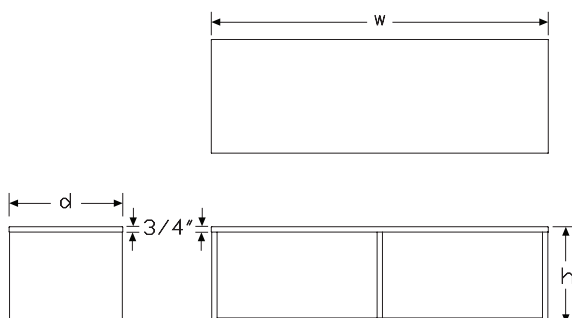
Only attaches to Layout Studio performance rail. To attach to performance rail, order stanchion kits (L2SS.) separately.

For 16" deep cubby, 24"-wide and 30"-wide cubbies can only be used in a parallel application. 36"-72" wide cubbies can be used in either a parallel or perpendicular application.

To cover interior septum on 1 side of 16"D×13½"H cubby (L2EY.x1613xx) with a painted insert, order insert (LLCM.Z13xxP) separately.

See Tu Wood Planning Guide for specific guidelines.

### Dimensions



### Specification Information

#### Step 1.

L2EY.

#### Step 2. Attachment

<b>B</b>	parallel application, Layout Studio beam attachment
<b>S</b>	perpendicular application, surface attachment
<b>R</b>	Layout Studio performance rail attachment

#### Step 3. Depth

*For parallel application, Layout Studio beam attachment (B) or perpendicular application, surface attachment (S)*

<b>12</b>	12.5" deep
-----------	------------

*For Layout Studio performance rail attachment (R)*

<b>16</b>	16" deep
-----------	----------

#### Step 4. Height

*For 12.5" deep (12)*

<b>09</b>	9.75" high
<b>13</b>	13.75" high

*For 16" deep (16)*

<b>13</b>	13.75" high
-----------	-------------

#### Step 5. Width

*For Layout Studio performance rail attachment (R)*

<b>24</b>	24" wide
<b>30</b>	30" wide
<b>36</b>	36" wide
<b>42</b>	42" wide
<b>48</b>	48" wide

*For perpendicular application, surface attachment (S)*

<b>48</b>	48" wide
<b>60</b>	60" wide

*For parallel application, Layout Studio beam attachment (B)*

<b>36</b>	36" wide
<b>42</b>	42" wide
<b>48</b>	48" wide
<b>60</b>	60" wide
<b>72</b>	72" wide

Step 6. Position	
<b>L</b>	opening left
<b>R</b>	opening right

#### Step 7. Surface Material

<i>For 24" wide (24), 36" wide (36), or 30" wide (30)</i>	
<b>L</b>	thermally-fused laminate

<i>For 48" wide (48) or 42" wide (42)</i>	
<b>L</b>	thermally-fused laminate

<i>For 60" wide (60)</i>	
<b>L</b>	thermally-fused laminate

<i>For 72" wide (72)</i>	
<b>L</b>	thermally-fused laminate

#### Prices for Steps 1-7.

		0936LL	0936RL	0942LL	0942RL	0960LL	0960RL
<b>L2EY.</b>	<b>B 12</b>	\$1177	1177	1322	1322	1566	1566
	<b>S 12</b>	—	—	—	—	\$1566	1566

		0948LL	0948RL	0972LL	0972RL	1324LL	1324RL
<b>L2EY.</b>	<b>B 12</b>	\$1385	1385	1748	1748	—	—
	<b>S 12</b>	\$1397	1397	—	—	—	—
	<b>R 16</b>	—	—	—	—	\$1180	1168

		1330LL	1330RL	1336LL	1336RL	1342LL	1342RL
<b>L2EY.</b>	<b>B 12</b>	—	—	\$1242	1242	1388	1388
	<b>R 16</b>	\$1326	1313	1471	1471	1621	1621

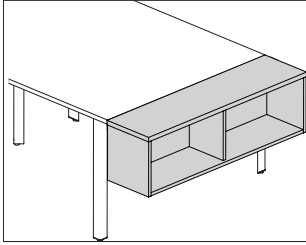
		1360LL	1360RL	1348LL	1348RL	1372LL	1372RL
<b>L2EY.</b>	<b>B 12</b>	\$1631	1631	1451	1451	1831	1831
	<b>S 12</b>	\$1631	1647	1462	1462	—	—
	<b>R 16</b>	—	—	\$1767	1767	—	—

#### Step 8. Case Finish

<b>8Q</b>	folkstone grey (CP)	+\$0
<b>91</b>	white (CP)	+\$0
<b>98</b>	studio white (CP)	+\$0
<b>CL</b>	cool grey neutral	+\$0
<b>LU</b>	soft white	+\$0
<b>WL</b>	warm stone (CP)	+\$0
<b>WN</b>	warm grey neutral	+\$0
<b>LBF</b>	neutral twill	+\$0
<b>LBJ</b>	graphite twill	+\$0
<b>LBQ</b>	white twill	+\$0
<b>125</b>	natural maple (CP)	+\$0
<b>126</b>	natural cherry (CP)	+\$0
<b>127</b>	walnut (CP)	+\$0
<b>139</b>	light ash (CP)	+\$0
<b>140</b>	warm ash (CP)	+\$0
<b>76</b>	light brown walnut	+\$0
<b>HP</b>	light anigre	+\$0
<b>LBA</b>	clear on ash (CP)	+\$0
<b>LBR</b>	phantom ecru	+\$0
<b>LBS</b>	phantom cocoa	+\$0
<b>LBU</b>	medium matte walnut (CP)	+\$0
<b>LBV</b>	warm grey teak	+\$0
<b>LBB</b>	oak on ash (CP)	+\$0
<b>LBC</b>	walnut on ash (CP)	+\$0

## Suspended End Cubby

L2ES.



### Product Information

#### Description

This all laminate or veneer cubby attaches to the outside of a Layout Studio® double desk end leg and provides open storage. The top of the cubby aligns with the adjacent surface(s). Each cubby has a center divider.

#### Notes

Specify cubby width to match depth of leg to which it will attach.

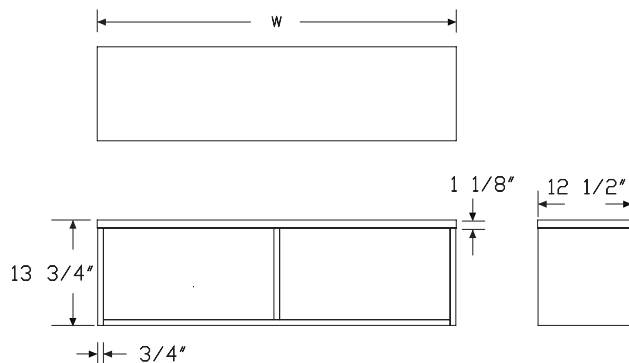
Order hardware kit (LSH.B) separately.

Grain direction is vertical on front and sides, and horizontal on top and back.

Vertical grain direction on the top is available via Made-to-Measure or the Vary Easy Program.

See Tu Wood Planning Guide for specific guidelines.

### Dimensions



### Specification Information

#### Step 1.

**L2ES.**

#### Step 2. Application

**B** suspended below surface

#### Step 3. Height

**13** 13.75" high

#### Step 4. Width

**48** 48" wide

**60** 60" wide

#### Step 5. Depth

**12** 12.5" deep

#### Step 6. Surface Material

##### For 48" wide (48)

**L** thermally-fused laminate

##### For 60" wide (60)

**L** thermally-fused laminate

#### Prices for Steps 1-6.

		<b>4812L</b>	<b>6012L</b>
<b>L2ES.</b>	<b>B 13</b>	\$1471	1621

#### Step 7. Top Finish

##### Solid-Color Laminate

<b>8Q</b>	folkstone grey (CP)	+\$0
<b>91</b>	white (CP)	+\$0
<b>98</b>	studio white (CP)	+\$0
<b>CL</b>	cool grey neutral	+\$0
<b>LU</b>	soft white	+\$0
<b>WL</b>	warm stone (CP)	+\$0
<b>WN</b>	warm grey neutral	+\$0

##### Twill Laminate

<b>LBF</b>	neutral twill	+\$0
<b>LBJ</b>	graphite twill	+\$0
<b>LBQ</b>	white twill	+\$0

## Suspended End Cubby *continued*

Wood-Grain Laminate		
125	natural maple (CP)	+\$0
126	natural cherry (CP)	+\$0
127	walnut (CP)	+\$0
139	light ash (CP)	+\$0
140	warm ash (CP)	+\$0
76	light brown walnut	+\$0
HP	light anigre	+\$0
LBA	clear on ash (CP)	+\$0
LBR	phantom ecru	+\$0
LBS	phantom cocoa	+\$0
LBU	medium matte walnut (CP)	+\$0
LBV	warm grey teak	+\$0
LBB	oak on ash (CP)	+\$0
LBC	walnut on ash (CP)	+\$0

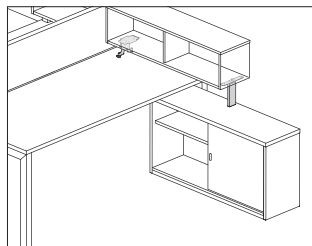
### Step 8. Case Finish

Solid-Color Laminate		
8Q	folkstone grey (CP)	+\$0
91	white (CP)	+\$0
98	studio white (CP)	+\$0
CL	cool grey neutral	+\$0
LU	soft white	+\$0
WL	warm stone (CP)	+\$0
WN	warm grey neutral	+\$0

Twill Laminate		
LBF	neutral twill	+\$0
LBJ	graphite twill	+\$0
LBQ	white twill	+\$0

Wood-Grain Laminate		
125	natural maple (CP)	+\$0
126	natural cherry (CP)	+\$0
127	walnut (CP)	+\$0
139	light ash (CP)	+\$0
140	warm ash (CP)	+\$0
76	light brown walnut	+\$0
HP	light anigre	+\$0
LBA	clear on ash (CP)	+\$0
LBR	phantom ecru	+\$0
LBS	phantom cocoa	+\$0
LBU	medium matte walnut (CP)	+\$0
LBV	warm grey teak	+\$0
LBB	oak on ash (CP)	+\$0
LBC	walnut on ash (CP)	+\$0





### Product Information

#### Description

These stanchions elevate and support the shared cubby and individual cubby when attaching to a Layout Studio® performance rail. The center application kit has 1 stanchion, and the perpendicular application kit has 2 stanchions. Attachment hardware included.

#### Notes

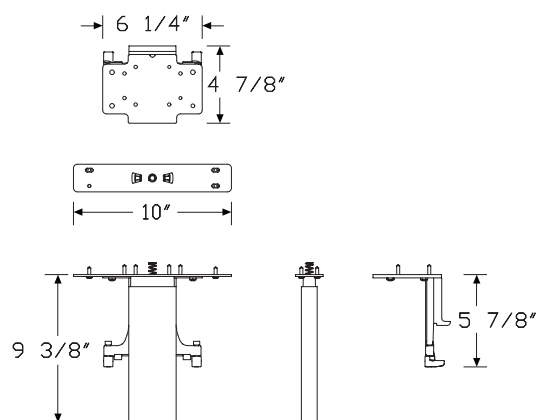
Specify cubby (L2EY., L2EC.) separately.

The center application, rail-attached end stanchion (CE) supports 1 end of a single cubby.

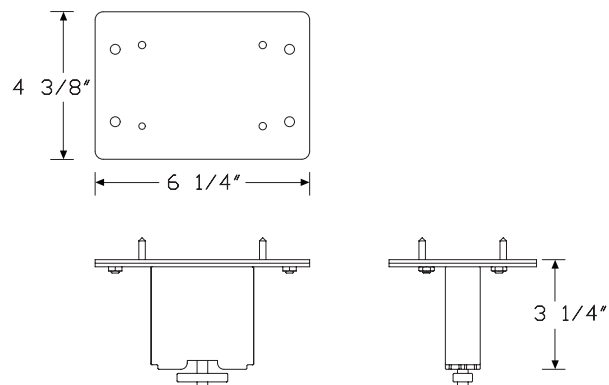
The center application, rail-attached shared stanchion (CS) supports the end of 2 cubbies that are placed side-by-side.

The perpendicular application, rail and credenza supported stanchion kit (PRC) supports both ends of a cubby when placed perpendicular to a bench. See Tu Wood Planning Guide for specific guidelines.

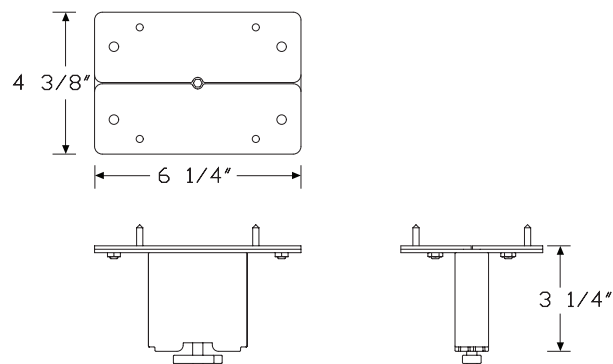
### Dimensions



Perpendicular Rail and Credenza Support



End Center Rail



Shared Center Rail

Stanchion Kit, Performance Rail

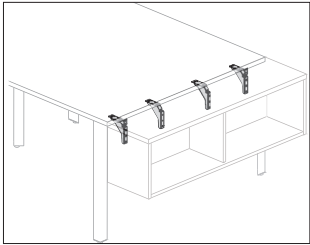
continued

Layout Studio® Performance Rail

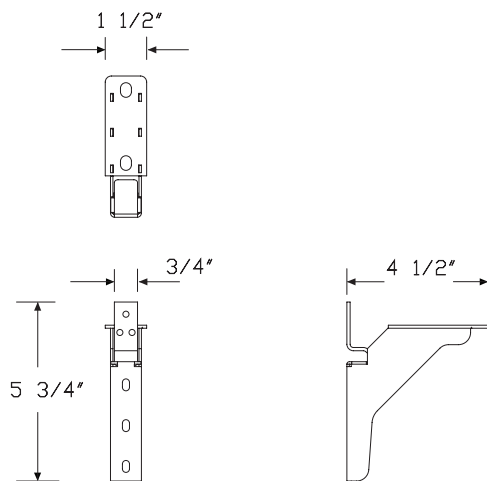
Specification Information		
Step 1.		
L2SS.		
Step 2. Application		
CE	center application, rail-attached, end	
CS	center application, rail-attached, shared	
PRC	perpendicular application, rail and credenza supported	
Prices for Steps 1-2.		
L2SS.	CE	\$289
	CS	\$296
	PRC	\$753
Step 3. Finish		
Metallic Paint		
613	silver (CP)	+\$0
Sand Texture Paint		
91	white (CP)	+\$0
BK	black	+\$0
G1	graphite (CP)	+\$0
UBK	ultra black (CP)	+\$0
Smooth Paint		
98	studio white (CP)	+\$0

Suspended End Cubby Hardware Kit

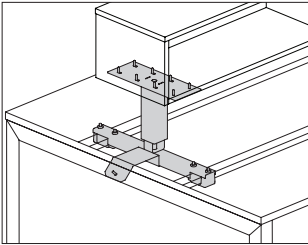
LSH.



Product Information
Description
This hardware kit attaches a suspended end cubby to the outside of a Layout Studio® double desk end leg.
Notes
Order suspended end cubby (L2ES.B) separately. See Tu Wood Planning Guide for specific guidelines.
Dimensions



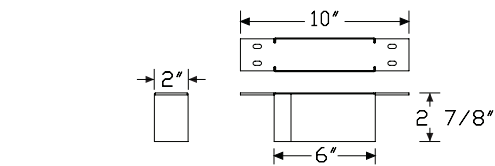
Specification Information
Step 1.
LSH. <input type="checkbox"/>
Step 2. Application
B suspended below surface <input type="checkbox"/>
Prices for Steps 1-2.
LSH. B \$491
Step 3. Finish
Metallic Paint
613 silver (CP) <input type="checkbox"/> +\$0
SNA satin aluminum <input type="checkbox"/> +\$10
SNB satin bronze <input type="checkbox"/> +\$10
SNC satin carbon <input type="checkbox"/> +\$10
Sand Texture Paint
91 white (CP) <input type="checkbox"/> +\$0
BK black <input type="checkbox"/> +\$0
G1 graphite (CP) <input type="checkbox"/> +\$0
UBK ultra black (CP) <input type="checkbox"/> +\$0
Smooth Paint
98 studio white (CP) <input type="checkbox"/> +\$0



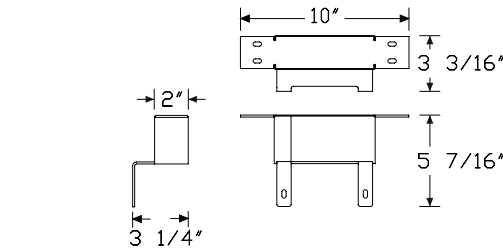
Layout Studio® Performance Rail

Product Information
<p><b>Description</b></p> <p>These stanchions elevate and support the laminate work surface cubby, individual cubby, and shared cubby. The shared mount kit has 1 shared stanchion, and the other kits have 2 stanchions. Attachment hardware included.</p>
<p><b>Notes</b></p> <p>Specify cubby separately.</p> <p>For use with laminate work surface cubby (L2WC.), specify work surface mounted stanchion (LSS.WS).</p> <p>For use with individual cubby (L2EC.), specify credenza/work surface mounted stanchion (LSS.CD). The tall outbound stanchion has 1" of adjustability.</p> <p>The inbound stanchion included in each kit attaches to the underside of the work surface.</p> <p>For use in Layout Studio® non-rail applications, specify end mount kit (LSS.SE) and the correct number of shared mount kits (LSS.SM) for the number of cubbies to be used.</p> <p>See Tu Wood Planning Guide for specific guidelines.</p>

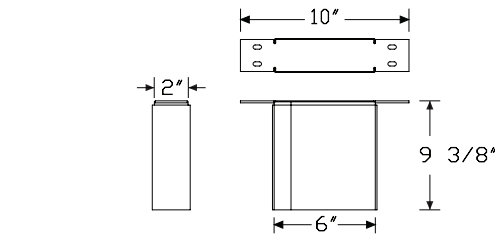
Dimensions



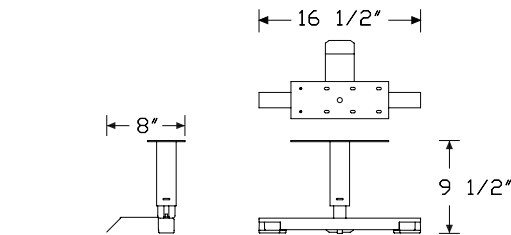
work surface stanchion



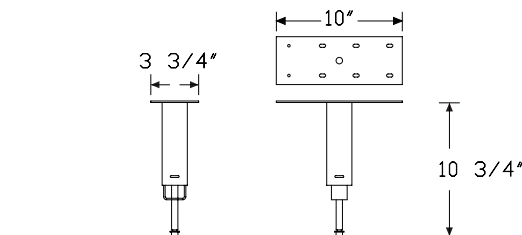
attached stanchion



credenza stanchion



end mount for layout studio



shared mount for layout studio

**Specification Information**

Step 1.

**LSS.**

Step 2. Width

**SM** shared mount for layout studio  
**WS** work surface mounted  
**CD** credenza/work surface mounted  
**SE** end mount for layout studio

Prices for Steps 1-2.

<b>LSS.</b>	<b>SM</b>	\$433
	<b>WS</b>	\$486
	<b>CD</b>	\$581
	<b>SE</b>	\$978

Step 3. Finish

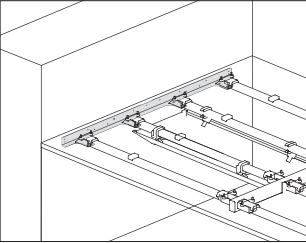
Metallic Paint

<b>613</b>	silver (CP)	+\$0
<b>SNA</b>	satin aluminum	+\$10
<b>SNB</b>	satin bronze	+\$10
<b>SNC</b>	satin carbon	+\$10

Sand Texture Paint

<b>91</b>	white (CP)	+\$0
<b>BK</b>	black	+\$0
<b>G1</b>	graphite (CP)	+\$0
<b>UBK</b>	ultra black (CP)	+\$0

Storage Attachment Kit, End Leg L2SL.



Product Information

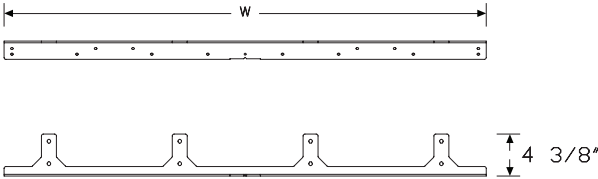
Description

This hardware kit attaches Layout Studio® beams to a Tu® Wood end-of-run storage unit to allow the storage unit to replace a Layout Studio double end leg. The kit is available for use with a 48"-wide or a 60"-wide freestanding storage case. Finish is cool grey neutral.

Notes

To replace a Layout Studio double leg with a storage unit, order a Tu Wood end-of-run cabinet (L2ER.) separately.  
Specify storage base option to match base option on storage unit.  
See Tu Wood Planning Guide for specific guidelines.

Dimensions



Specification Information

Step 1.

L2SL. ☐ A

Step 2. Depth

48 48" double end leg ☐ A

60 60" double end leg ☐ A

Prices for Steps 1-2.

L2SL. 48 \$464

60 \$499

Step 3. Storage Base Option

1 base ☐ A +\$0

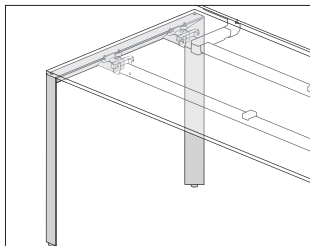
3 base with fronts to floor ☐ A +\$0

5 foot ☐ A +\$0

9 c-foot ☐ A +\$0

# Engage Leg, Desk End, Single

GNLFEL  
GNLFER



## Product Information

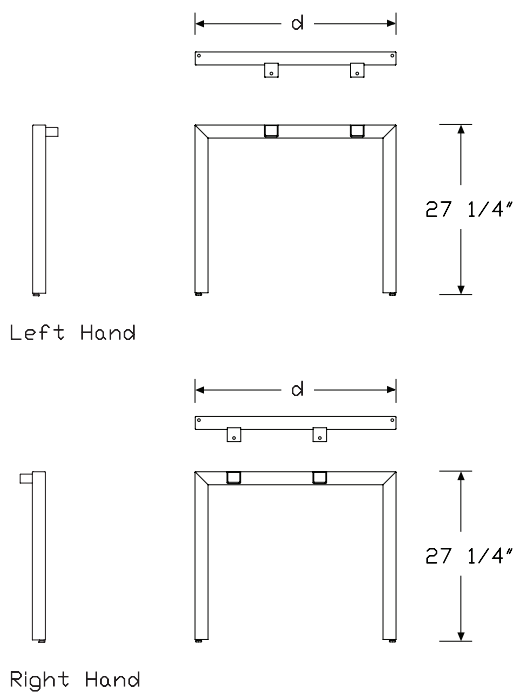
### Description

These single desk end legs provide support for individual tables or the ends of single-sided benches and returns. These fixed height legs provide 1 $\frac{3}{4}$ " of leveling adjustment.

### Notes

Size of legs must match the depth of the surface being supported.

### Dimensions



## Specification Information

### Step 1.

**GN**

### Step 2. Leg Type

**LF** fixed height

### Step 3. Application

**EL.** left hand

**ER.** right hand

### Step 4. Depth

**24** 24" deep

**30** 30" deep

**36** 36" deep

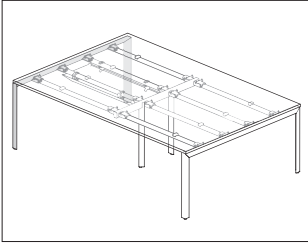
### Prices for Steps 1-4.

<b>GNLFEL. 24</b>	\$400
<b>30</b>	\$406
<b>36</b>	\$411

<b>GNLFER. 24</b>	\$400
<b>30</b>	\$406
<b>36</b>	\$411

### Step 5. Leg Finish

<b>613</b>	silver (CP)	+\$0
<b>91</b>	white (CP)	+\$0
<b>98</b>	studio white (CP)	+\$0
<b>BK</b>	black	+\$0
<b>DB3</b>	glacier	+\$60
<b>DN2</b>	nightfall	+\$60
<b>DR1</b>	canyon	+\$60
<b>G1</b>	graphite (CP)	+\$0
<b>OLF</b>	olive	+\$60
<b>UBK</b>	ultra black (CP)	+\$0

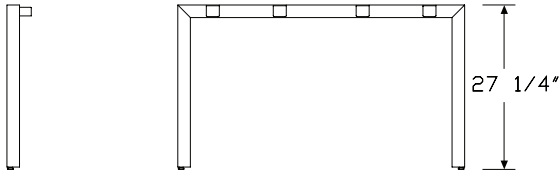
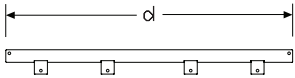


Product Information

**Description**  
The double desk end leg provides support at either end of a back-to-back bench application, or a project table. This fixed height leg provides 1¾" of leveling adjustment.

**Notes**  
Size of the leg must match the combined depth of the 2 primary surfaces or 1 project table surface being supported.

Dimensions



Specification Information

**Step 1.**  
**GN**

**Step 2. Leg Type**  
**LF** fixed height

**Step 3. Application**  
**EN.** desk end double

**Step 4. Depth**  
**48** 48" deep  
**60** 60" deep  
**72** 72" deep

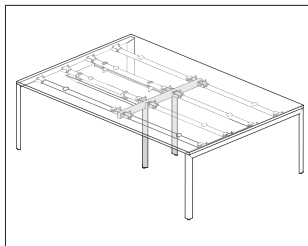
Prices for Steps 1-4.	
<b>GNLFEN. 48</b>	\$528
<b>60</b>	\$560
<b>72</b>	\$592

Step 5. Leg Finish

Metallic Paint	
<b>613</b> silver (CP)	+\$0

Sand Texture Paint	
<b>91</b> white (CP)	+\$0
<b>98</b> studio white (CP)	+\$0
<b>BK</b> black	+\$0
<b>DB3</b> glacier	+\$60
<b>DN2</b> nightfall	+\$60
<b>DR1</b> canyon	+\$60
<b>G1</b> graphite (CP)	+\$0
<b>OLF</b> olive	+\$60
<b>UBK</b> ultra black (CP)	+\$0





### Product Information

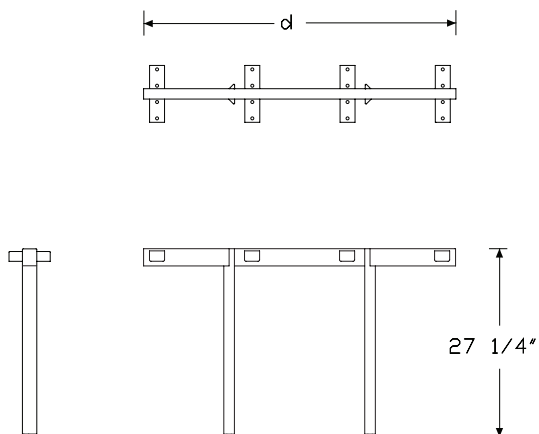
#### Description

The intermediate desk leg provides support within single-sided, back-to-back bench or project table applications. This fixed height leg provides 1¾" of leveling adjustment.

#### Notes

Size of the leg must match the depth of the surfaces being supported.

#### Dimensions



### Specification Information

#### Step 1.

**GN**

#### Step 2. Leg Type

**LF** fixed height

#### Step 3. Application

**SN.** intermediate desk

#### Step 4. Depth

**24** 24" deep

**30** 30" deep

**36** 36" deep

**48** 48" deep

**60** 60" deep

**72** 72" deep

#### Prices for Steps 1-4.

<b>GNLFSN. 24</b>	\$434
<b>30</b>	\$442
<b>36</b>	\$450
<b>48</b>	\$554
<b>60</b>	\$578
<b>72</b>	\$592

#### Step 5. Leg Finish

##### Metallic Paint

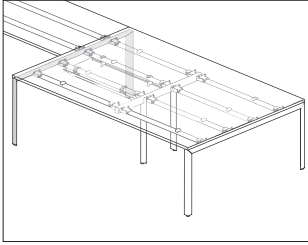
<b>613</b> silver (CP)	+\$0
------------------------	------

##### Sand Texture Paint

<b>91</b> white (CP)	+\$0
<b>98</b> studio white (CP)	+\$0
<b>BK</b> black	+\$0
<b>DB3</b> glacier	+\$60
<b>DN2</b> nightfall	+\$60
<b>DR1</b> canyon	+\$60
<b>G1</b> graphite (CP)	+\$0
<b>OLF</b> olive	+\$60
<b>UBK</b> ultra black (CP)	+\$0

# Engage Leg, Asymmetrical Desk End, Double

## GNLFAL GNLFAR



### Product Information

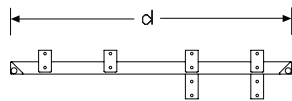
#### Description

This leg supports an asymmetrical application, with a back-to-back application on 1 side of the leg and a single surface on the other side of the leg. It is fixed height, and provides 1 3/4" of leveling adjustment.

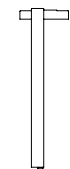
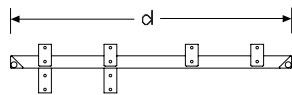
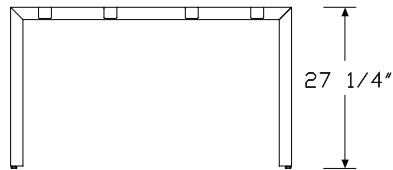
#### Notes

Size of the leg must match the depth of the surfaces being supported.

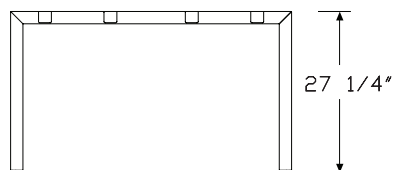
#### Dimensions



Left Hand



Right Hand



### Specification Information

#### Step 1.

**GN**

#### Step 2. Leg Type

**LF** fixed height

#### Step 3. Application

**AL.** left hand

**AR.** right hand

#### Step 4. Depth

**48** 48" deep

**60** 60" deep

#### Prices for Steps 1-4.

**GNLFAL. 48** \$564

**60** \$598

**GNLFAR. 48** \$564

**60** \$598

#### Step 5. Leg Finish

##### Metallic Paint

**613** silver (CP) +\$0

##### Sand Texture Paint

**91** white (CP) +\$0

**98** studio white (CP) +\$0

**BK** black +\$0

**DB3** glacier +\$60

**DN2** nightfall +\$60

**DR1** canyon +\$60

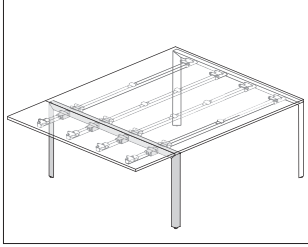
**G1** graphite (CP) +\$0

**OLF** olive +\$60

**UBK** ultra black (CP) +\$0

# Engage Leg, Desk End, Double, Meeting End

GNLFPN



## Product Information

### Description

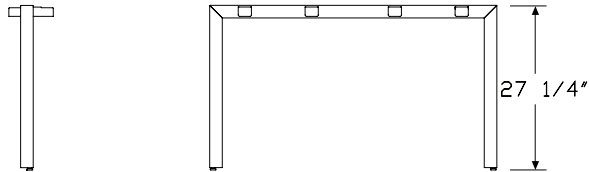
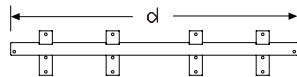
This leg supports the use of meeting end beams and surface at the end of a back-to-back bench.

### Notes

Size of leg must match the combined depth of the 2 primary surfaces or 1 project table surface being supported.

Order meeting end beams (GNBM.) and surface (GNTDx.) separately.

## Dimensions



## Specification Information

### Step 1.

GN

### Step 2. Leg Type

LF fixed height

### Step 3. Application

PN. meeting end

### Step 4. Depth

48 48" deep

60 60" deep

72 72" deep

### Prices for Steps 1-4.

<b>GNLFPN. 48</b>	\$552
<b>60</b>	\$614
<b>72</b>	\$661

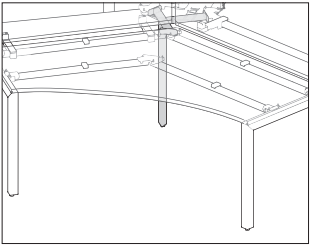
### Step 5. Leg Finish

#### Metallic Paint

<b>613</b>	silver (CP)	+\$0
------------	-------------	------

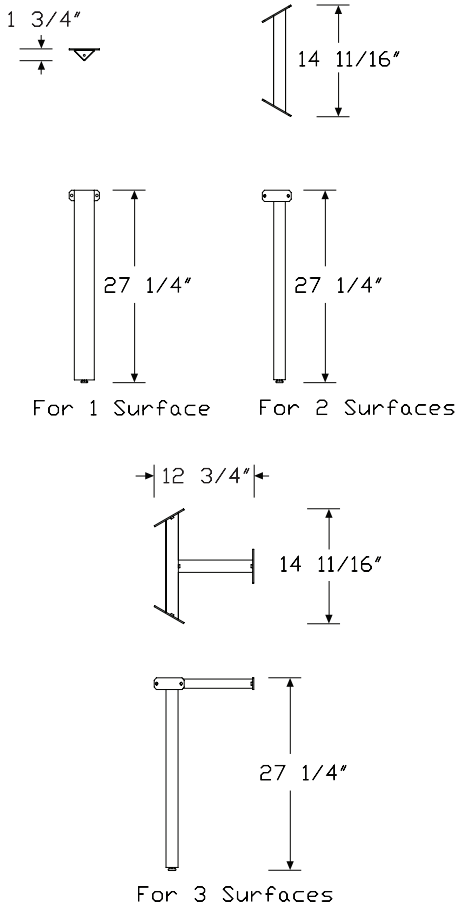
#### Sand Texture Paint

<b>91</b>	white (CP)	+\$0
<b>98</b>	studio white (CP)	+\$0
<b>BK</b>	black	+\$0
<b>DB3</b>	glacier	+\$60
<b>DN2</b>	nightfall	+\$60
<b>DR1</b>	canyon	+\$60
<b>G1</b>	graphite (CP)	+\$0
<b>OLF</b>	olive	+\$60
<b>UBK</b>	ultra black (CP)	+\$0



Layout Studio® No Rail

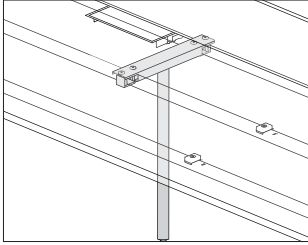
Product Information
Description
This leg provides support at the back corner of a 120° surface. It is fixed height, and provides 1 3/4" of leveling adjustment.
Notes
Specify the leg based on the number of surfaces to be supported (GNLFCN.1 supports 1 surface, GNLFCN.2 supports 2 surfaces, and GNLFCN.3 supports 3 surfaces.).
Dimensions



Specification Information
Step 1.
GN
Step 2. Leg Type
LF fixed height
Step 3. Application
CN. corner leg
Step 4. Surface Quantity
1 supports one surface
2 supports two surfaces
3 supports three surfaces
Prices for Steps 1-4.
GNLFCN. 1 \$172
2 \$302
3 \$401
Step 5. Leg Finish
Metallic Paint
613 silver (CP) +\$0
Sand Texture Paint
91 white (CP) +\$0
98 studio white (CP) +\$0
BK black +\$0
DB3 glacier +\$30
DN2 nightfall +\$30
DR1 canyon +\$30
G1 graphite (CP) +\$0
OLF olive +\$30
UBK ultra black (CP) +\$0

# Engage Leg, Back-to-Back Bracing Leg

GNLFBN



## Product Information

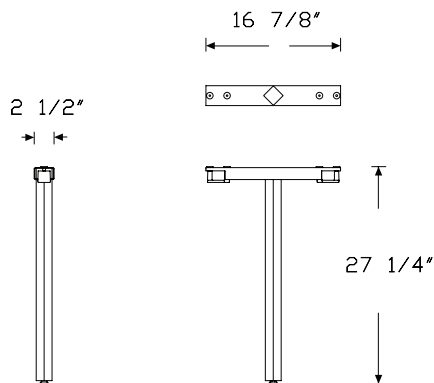
### Description

This stabilizer leg provides support within a back-to-back bench or project table application, where no intermediate leg is being used. This fixed height leg provides 1 3/4" of leveling adjustment.

### Notes

This leg is only used with back-to-back or project table applications that have 1 beam width spanning between 2 end legs.

### Dimensions



## Specification Information

### Step 1.

GN

### Step 2. Leg Type

LF fixed height

### Step 3. Application

BN. back-to-back bracing leg

### Prices for Steps 1-3.

GNLFBN. \$350

### Step 4. Leg Finish

#### Metallic Paint

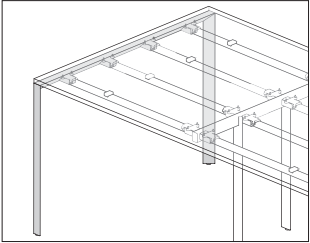
613 silver (CP) +\$0

#### Sand Texture Paint

91	white (CP)	+\$0
98	studio white (CP)	+\$0
BK	black	+\$0
DB3	glacier	+\$30
DN2	nightfall	+\$30
DR1	canyon	+\$30
G1	graphite (CP)	+\$0
OLF	olive	+\$30
UBK	ultra black (CP)	+\$0

Layout Studio® No Rail

Engage Leg, Standing End, Double      GNLSN



Product Information

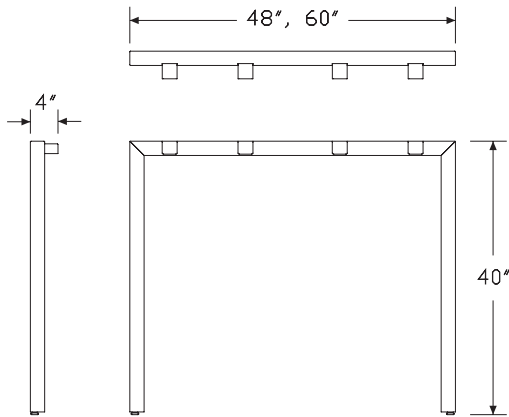
Description

This double standing height end leg provides support at either end of a back-to-back bench or project table application. This fixed height leg provides 1¾" of leveling adjustment.

Notes

Size of leg must match the combined depth of the 2 primary surfaces or 1 project table surface being supported.

Dimensions



Specification Information

Step 1.

GN    A

Step 2. Leg

LS    standing height    A

Step 3. Application

EN.    desk end double    A

Step 4. Size

48    48" deep    A

60    60" deep    A

Prices for Steps 1-4.

GNLSN. 48	\$766
60	\$814

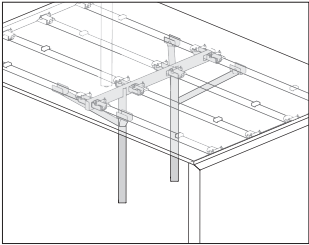
Step 5. Leg Finish

Metallic Paint

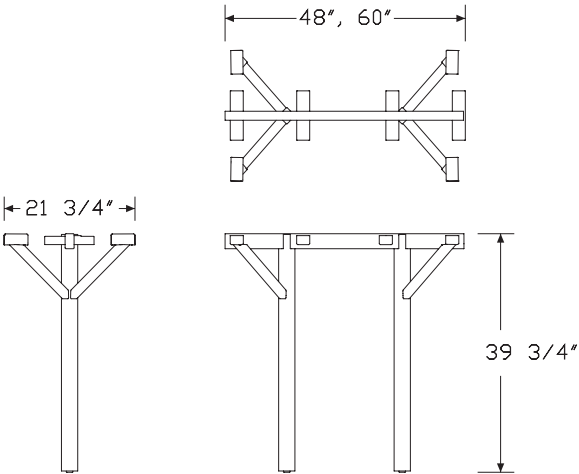
613    silver (CP)    A    +\$0

Sand Texture Paint

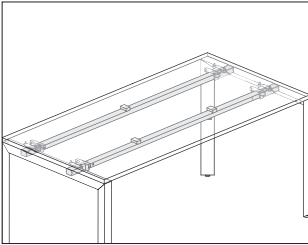
91	white (CP)    A	+\$0
98	studio white (CP)    A	+\$0
BK	black    A	+\$0
DB3	glacier    A	+\$60
DN2	nightfall    A	+\$60
DR1	canyon    A	+\$60
G1	graphite (CP)    A	+\$0



Product Information
<b>Description</b>
This intermediate standing height leg provides support in a back-to-back bench or project table application. This fixed height leg provides 1¾" of leveling adjustment. Leg includes all bracing, structural supports, and hardware required for a standing height application.
<b>Notes</b>
Size of leg must match the combined depth of the 2 primary surfaces or 1 project table surface being supported.
<b>Dimensions</b>



Specification Information
<b>Step 1.</b>
<b>GN</b> <input type="checkbox"/>
<b>Step 2. Leg</b>
<b>LS</b> standing height <input type="checkbox"/>
<b>Step 3. Application</b>
<b>SN.</b> intermediate <input type="checkbox"/>
<b>Step 4. Size</b>
<b>48</b> 48" deep <input type="checkbox"/>
<b>60</b> 60" deep <input type="checkbox"/>
<b>Prices for Steps 1-4.</b>
<b>GNLSSN. 48</b> \$1257
<b>60</b> \$1303
<b>Step 5. Leg Finish</b>
<b>Metallic Paint</b>
<b>613</b> silver (CP) <input type="checkbox"/> +\$0
<b>Sand Texture Paint</b>
<b>91</b> white (CP) <input type="checkbox"/> +\$0
<b>98</b> studio white (CP) <input type="checkbox"/> +\$0
<b>BK</b> black <input type="checkbox"/> +\$0
<b>DB3</b> glacier <input type="checkbox"/> +\$60
<b>DN2</b> nightfall <input type="checkbox"/> +\$60
<b>DR1</b> canyon <input type="checkbox"/> +\$60
<b>G1</b> graphite (CP) <input type="checkbox"/> +\$0
<b>OLF</b> olive <input type="checkbox"/> +\$60
<b>UBK</b> ultra black (CP) <input type="checkbox"/> +\$0

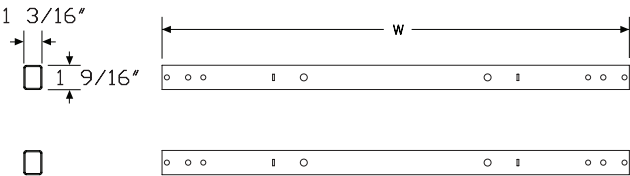


Product Information

**Description**  
This pair of beams connects to end, asymmetrical, and intermediate Engage legs, and is required for the support of rectangular primary surfaces. Beams also provide attachment and support for cable management, screens, and other elements. Attachment hardware packs ordered separately.

**Notes**  
To connect beams to fixed surfaces and legs up to 78" wide, order hardware pack (GNHPF.) separately; for 84"-wide and 96"-wide beams, order hardware pack (GNHOF.) separately. To connect beams to sliding surfaces and legs, use generic hardware pack (GNHRS.) when using primary sliding surfaces (GNTRD., GNTRF., GNTRG., GNTRN.) with generic (G) attachment option or primary performance rail surfaces (GNTRR.) only.

Dimensions



Specification Information

**Step 1.**  
GNBR.

Step 2. Width	
36	36" wide
42	42" wide
48	48" wide
54	54" wide
60	60" wide
66	66" wide
72	72" wide
78	78" wide <input type="checkbox"/>
84	84" wide <input type="checkbox"/>
96	96" wide <input type="checkbox"/>

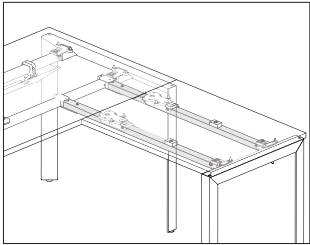
Prices for Steps 1-2.	
GNBR. 36	\$127
42	\$136
48	\$143
54	\$206
60	\$186
66	\$256
72	\$226
78	\$314
84	\$328
96	\$351

Step 3. Finish	
Sand Texture Paint	
91	white (CP) +\$13
98	studio white (CP) +\$0
BK	black +\$0
CL	cool grey neutral +\$0
G1	graphite (CP) +\$13
UBK	ultra black (CP) +\$0

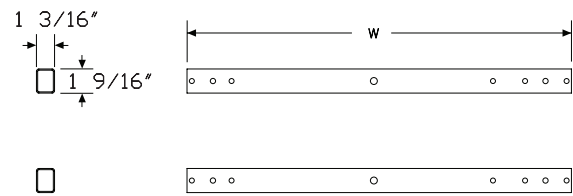


Beams, Rectangular Return

GNBA.  
GNBB.



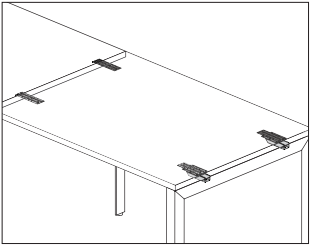
Product Information
Description
This pair of beams supports a return surface. It connects to a rectangular primary beam and a single desk end Engage leg. Beams also provide attachment and support for cable management, screens, and other elements. Attachment hardware packs ordered separately.
Notes
Specify beam type to match depth of primary surface to which it will be attached.
To connect beams to fixed surfaces and legs, order hardware pack (GNHSF.).
Dimensions



Specification Information
Step 1.
GNB
Step 2. Attachment Depth
A. 24" deep primary
B. 30" deep primary
Step 3. Width
36 36" wide
42 42" wide
48 48" wide
60 60" wide
72 72" wide
Prices for Steps 1-3.
GNBA. 36 \$185
42 \$232
48 \$245
60 \$272
72 \$307
GNBB. 36 \$196
42 \$234
48 \$265
60 \$310
72 \$342

Layout Studio® No Rail

Return Leg Beam Replacement KitGNBD.

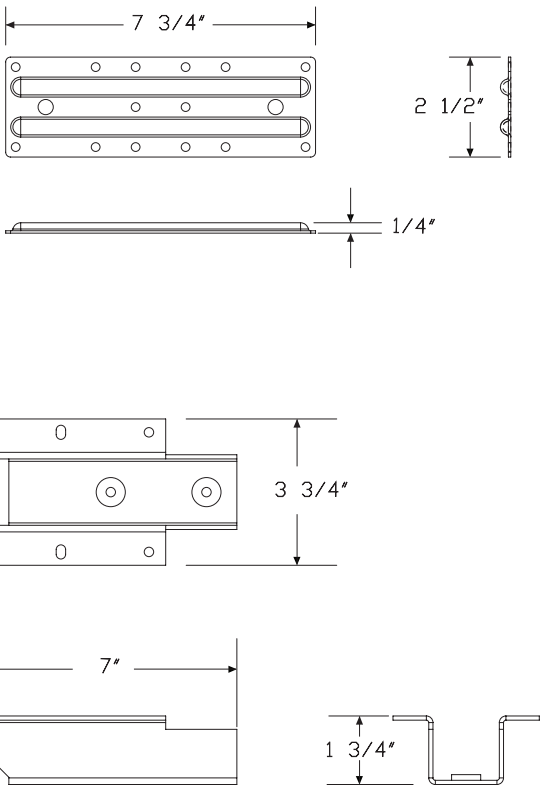


Product Information

**Description**  
This kit supports the attachment of a Layout Studio Engage leg directly to the underside of a return surface without the need for beams. The kit includes 2 beam replacement brackets and ganging hardware to attach the return surface to a primary surface.

**Notes**  
Kit should only be used to support 1 end of a return work surface.  
2 kits are required to support a shared return using a double end leg.  
Return surfaces 48" wide and wider require the use of stiffeners. Standard stiffener rules for Formcoat® surfaces apply.  
Specify leg bracket finish to match finish of leg to which it will be attached.

Dimensions



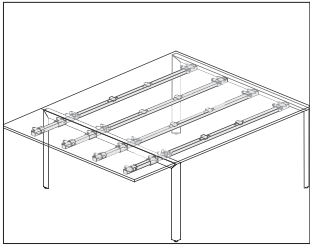
Specification Information

Step 1.		
GNBD.		\$80
Step 2. Leg Bracket Finish		
Metallic Paint		
613	silver (CP)	+\$0
Sand Texture Paint		
91	white (CP)	+\$0
98	studio white (CP)	+\$0
BK	black	+\$0
G1	graphite (CP)	+\$0
UBK	ultra black (CP)	+\$0

Layout Studio® No Rail

Beams, Meeting End

GNBM.



Product Information

Description

This pair of beams connects to a meeting end and intermediate Engage legs, and is required when specifying a meeting end surface across the end of a back-to-back configuration. Beams also provide attachment and support for cable management, screens, and other elements. Attachment hardware packs ordered separately.

Notes

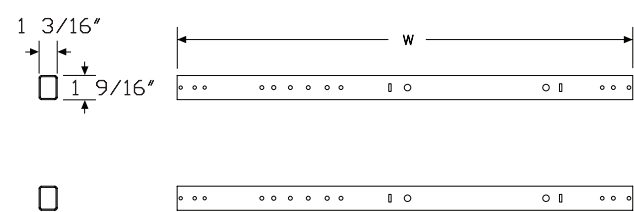
Specify beam size to match the width of the adjacent rectangular primary surface.

To connect beams to fixed surfaces and legs up to 78" wide, order hardware pack (GNHPF.) separately; for 84"-wide and 96"-wide beams, order hardware pack (GNHOF.) separately. To connect beams to sliding surfaces and legs, use generic hardware pack (GNHRS.) when using primary sliding surfaces (GNTRD., GNTRF., GNTRG., GNTRN.) with generic (G) attachment option or primary performance rail surfaces (GNTRR.) only.

To attach meeting end surface to the meeting end beams, specify 2 hardware packs (GNHPF.).

Meeting end beams are not usable in standing height applications.

Dimensions



Specification Information

Step 1.

GNBM.

Step 2. Width

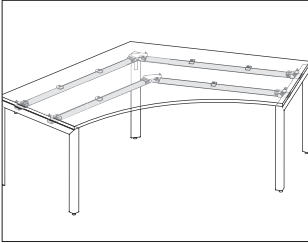
48	48" wide
60	60" wide
66	66" wide
72	72" wide
84	84" wide

Prices for Steps 1-2.

GNBM.	48	\$262
	60	\$316
	66	\$324
	72	\$326
	84	\$392

Beams, 120°

GNBF.  
GNBG.



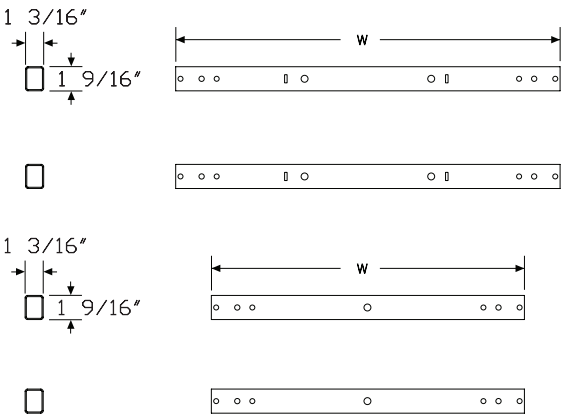
Layout Studio® No Rail

Product Information

**Description**  
This set of beams connects to end or intermediate Engage legs, and a corner Engage leg, and is required for the support of a single 120° primary surface. Beams also provide attachment and support for cable management, screens, and other elements. Set includes 4 beams. Attachment hardware packs ordered separately.

**Notes**  
Order corner leg (GNLFCN.) separately.  
To connect beams to fixed surfaces and legs, order hardware pack (GNHDF.).

Dimensions



Specification Information

Step 1.

**GNB**

**Step 2. Depth**  
F. 24" deep  
G. 30" deep

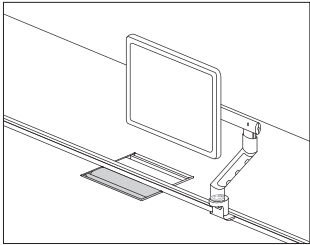
**Step 3. Width**  
48 48" wide  
54 54" wide ☐  
60 60" wide

Prices for Steps 1-3.

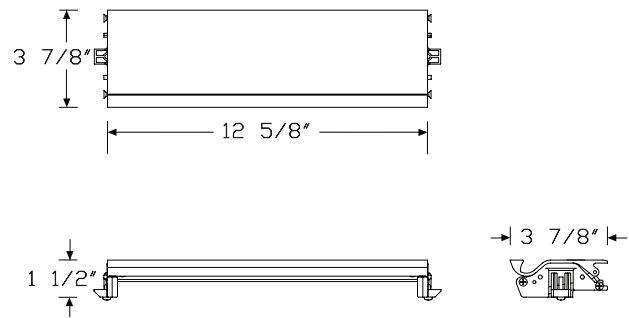
GNBF.	48	\$393
	54	\$434
	60	\$472
GNBG.	48	\$393
	54	\$434
	60	\$472

Access Door

GNPD.



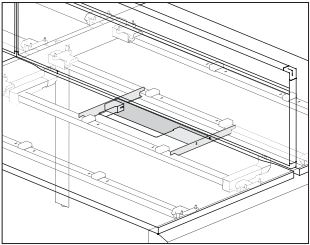
Product Information
Description
This metal door assembly fits inside an access cutout in the back edge of a Layout Studio® primary work surface and provides access to the power and data channel. It has a 3-sided frame and pivoting door.
Notes
Work surface must be specified with access door cutout. Order surface separately.
Dimensions



Specification Information
Step 1.
GNPD. <input type="checkbox"/>
Step 2. Application
A      edge mounted <input type="checkbox"/>
Prices for Steps 1-2.
GNPD. A <span style="float:right">\$206</span>
Step 3. Finish
Metallic Paint
613    silver (CP) <input type="checkbox"/> <span style="float:right">+\$0</span>
Sand Texture Paint
BK      black <input type="checkbox"/> <span style="float:right">+\$0</span>
UBK    ultra black (CP) <input type="checkbox"/> <span style="float:right">+\$0</span>
Smooth Paint
91      white (CP) <input type="checkbox"/> <span style="float:right">+\$0</span>
98      studio white (CP) <input type="checkbox"/> <span style="float:right">+\$0</span>
G1      graphite (CP) <input type="checkbox"/> <span style="float:right">+\$0</span>

Layout Studio® No Rail

Junction Block Attachment BracketGNPA.

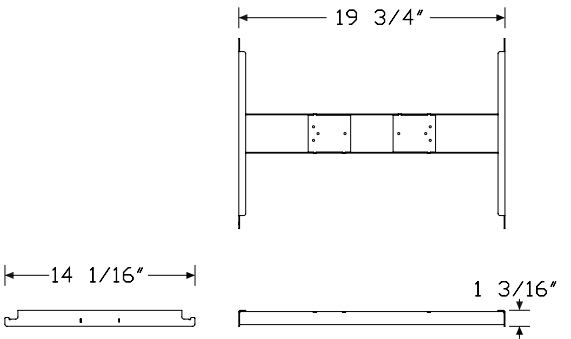


Product Information

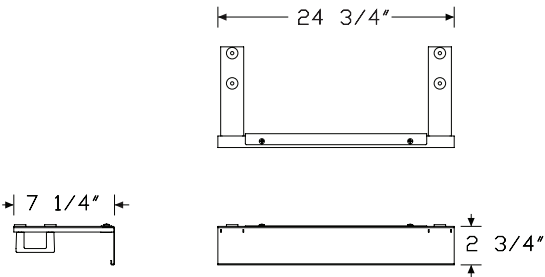
**Description**  
This painted steel bracket provides an attachment location for 1 junction block, centered on the rear beams of a table or bench application. Finish is cool grey neutral.

**Notes**  
For double/back-to-back applications, order a 4-circuit junction block (GN1358.) separately.  
For single-sided applications, order a 2-duplex block (GN1358.2S) or a 1-duplex block (GN1358.1S) separately.

Dimensions



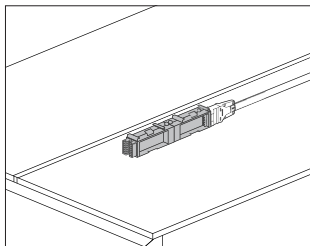
For Double/Back-to-Back Applications (D)



For Single-Sided Applications (S)

Specification Information

Step 1.	
GNPA.	
Step 2. Application	
D	double/back-to-back applications
S	single-sided applications
Prices for Steps 1-2.	
GNPA. D	\$108
S	\$219



### Product Information

#### Description

This block attaches to a junction block attachment bracket and accepts 4-circuit receptacles for access and distribution of up to 4 20-amp circuits. It has connection points at both ends for attaching a power entry, a 4-circuit power jumper, or block-to-block connector. Finish is black. It is UL Listed for use with Layout Studio® in the US and Canada.

#### Notes

Layout Studio modular power products are only compatible with other Layout Studio modular products, or with Connect™ 4-circuit modular components. Note that the UL listing for Layout Studio is no longer applicable when connecting Layout Studio power to Connect power.

For single-sided applications, specify the 2-duplex block (GN1358.2S) or the 1-duplex block (GN1358.1S).

For back-to-back applications, specify the 2-duplex block (GN1358.2B) or the 1-duplex block (GN1358.1B).

Order the following products separately:

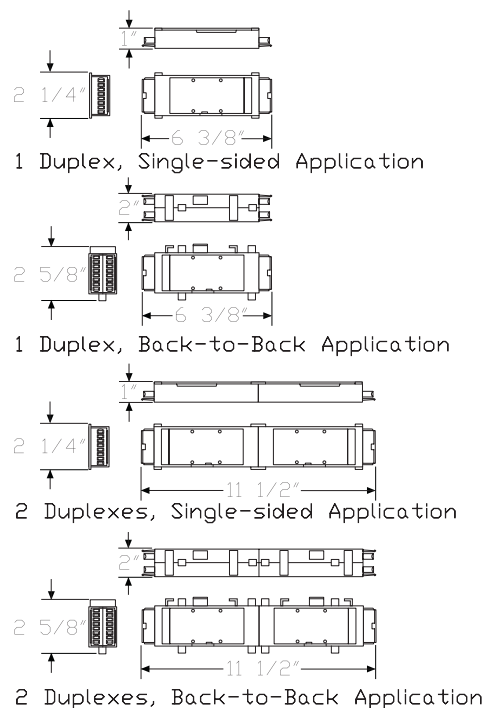
- Duplex receptacle, 4-circuit (GN1355.)
- Junction block attachment bracket (GNPA.)

To route power from building to junction block, order 4-circuit power entry (GN1351. or GN1352.) separately.

To route power between junction blocks, order junction block to junction block jumper (GN1353.) separately.

To connect 2 junction blocks together, order a short block to block connector (GN1354.S) separately.

### Dimensions



Layout Studio® No Rail

Specification Information

Step 1.

GN1358.

Step 2. Type

1S	1 duplex, single-sided application
1B	1 duplex, back-to-back application
2S	2 duplexes, single-sided application
2B	2 duplexes, back-to-back application

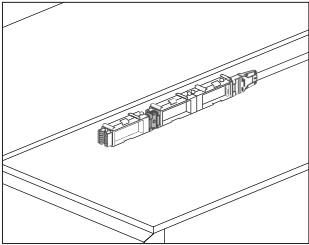
Step 3. Attachment Hardware

B	beam attached
R	performance rail attached

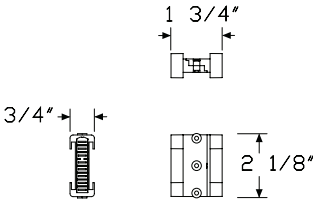
Prices for Steps 1-3.

		B	R
GN1358.	1S	\$119	134
	1B	\$126	140
	2S	\$96	112
	2B	\$106	121





Product Information
<b>Description</b> This connector connects 2 junction blocks together. Finish is black. Attachment hardware included. It is UL Listed for use with Layout Studio® in the US and Canada.
<b>Notes</b> Layout Studio modular power products are only compatible with other Layout Studio modular products, or with Connect™ 4-circuit modular components. Note that the UL listing for Layout Studio is no longer applicable when connecting Layout Studio power to Connect power. When 3 duplex receptacles are required per access point, use this connector to connect a GN1358.1S to a GN1358.2S for single-sided applications, or a GN1358.1B to a GN1358.2B for back-to-back applications.
<b>Dimensions</b>



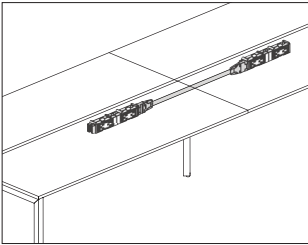
Short Receptacle-to-Receptacle Block Connector

Specification Information
<b>Step 1.</b> <b>GN1354.S</b>
\$64

Layout Studio® No Rail

Junction Block-to-Junction Block  
Jumper

GN1353



Product Information

Description

This adjustable power jumper distributes up to 4 20-amp circuits between 2 junction blocks. One end of the jumper extends an additional 3" when connecting to an adjacent junction block. It is UL Listed for use with Layout Studio® in the US and Canada.

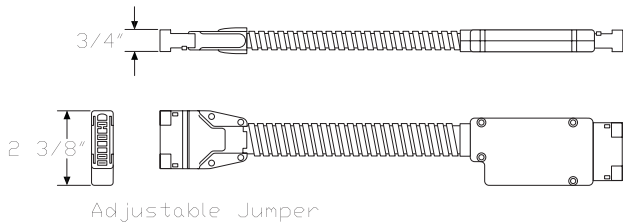
Notes

Layout Studio modular power products are only compatible with other Layout Studio modular products, or with Connect™ 4-circuit modular components. Note that the UL listing for Layout Studio is no longer applicable when connecting Layout Studio power to Connect power.

Finish on 5/8" oval metallic conduit is silver.

For New York City, a harness cover (GNPH.) to span between wire management trays must be ordered separately.

Dimensions



Specification Information

Step 1.

GN1353.

Step 2. Width

12	12" wide
18	18" wide
24	24" wide
30	30" wide
36	36" wide
42	42" wide
48	48" wide
54	54" wide
60	60" wide
66	66" wide
72	72" wide
78	78" wide
84	84" wide
90	90" wide
108	108" wide
120	120" wide
132	132" wide
144	144" wide

Step 3. Type

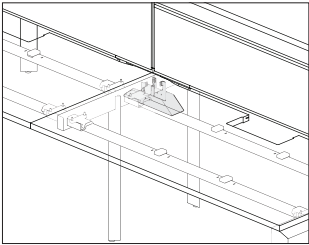
A adjustable jumper

Prices for Steps 1-3.

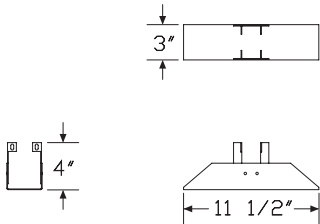
		A
GN1353.	12	\$102
	18	\$111
	24	\$118
	30	\$125
	36	\$133
	42	\$138
	48	\$147
	54	\$153
	60	\$162
	66	\$166
	72	\$174
	78	\$185
	84	\$189
	90	\$196
	108	\$217
	120	\$229
	132	\$246
	144	\$260

Harness Cover

GNPH.

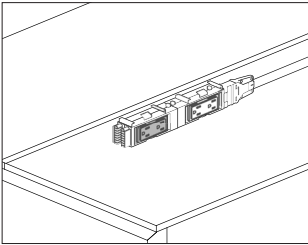


Product Information
Description
This cover provides a secure chase for the routing of a power harness between Layout Studio® wire management trays when UL1286 Listing is required.
Notes
Specify power harness separately.
Dimensions



Specification Information
Step 1.
GNPH.
\$38
Step 2. Finish
Metallic Paint
613 silver (CP)
+\$0
Sand Texture Paint
91 white (CP)
+\$0
98 studio white (CP)
+\$0
BK black
+\$0
G1 graphite (CP)
+\$0
UBK ultra black (CP)
+\$0

Layout Studio® No Rail



Product Information

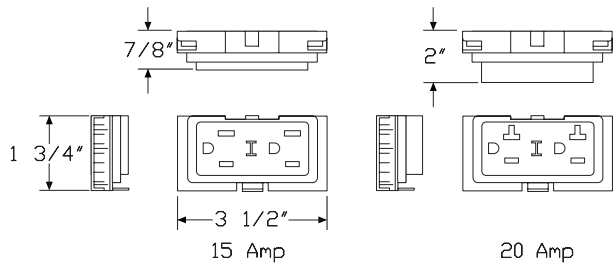
Description

This 15- or 20-amp duplex receptacle attaches to a junction block to provide electrical access. Finish is black. Package of 1. It is UL Listed for use with Layout Studio® in the US and Canada.

Notes

Layout Studio modular power products are only compatible with other Layout Studio modular products, or with Connect™ 4-circuit modular components. Note that the UL listing for Layout Studio is no longer applicable when connecting Layout Studio power to Connect power.  
Receptacle is labeled as I, II, III, or IV for circuit identification.  
Order junction block (GN1358.) separately.

Dimensions



Specification Information

Step 1.

GN1355.

Step 2. Amps

15	15 amp
20	20 amp

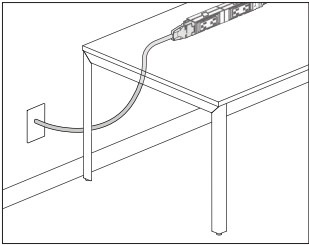
Step 3. Circuit

1	circuit I
2	circuit II
3	circuit III
4	circuit IV

Prices for Steps 1-3.

		1	2	3	4
GN1355.	15	\$32	32	32	32
	20	\$40	40	40	40

Layout Studio® No Rail



**Product Information**

**Description**

This power entry connects a building's electrical from a wall, floor, or column to the end of a 4-circuit junction block and distributes up to 4 20-amp circuits. UL Listed for use with Layout Studio® in the US and Canada.

**Notes**

Layout Studio modular power products are only compatible with other Layout Studio modular products, or with Connect™ 4-circuit modular components. Note that the UL listing for Layout Studio is no longer applicable when connecting Layout Studio power to Connect power.

Power entry can be field cut to the appropriate length.

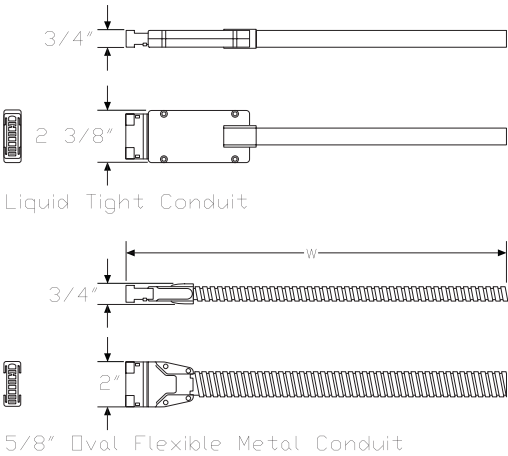
For San Francisco, specify 3/8" flex metallic conduit option (C).

Finish color on liquid tight conduit is black. Finish color on metallic conduit is silver.

To manage and/or cover power entry, order umbilical riser (GNWF. or GNWG.) or floor power entry cover (GNPC.) separately.

A licensed electrician must wire the power entry to the building's electrical system.

**Dimensions**



**Specification Information**

**Step 1.**

**GN1351.**

**Step 2. Length**

<b>06</b>	6' long
<b>12</b>	12' long
<b>18</b>	18' long
<b>24</b>	24' long

**Step 3. Conduit Type**

<b>L</b>	liquid tight conduit
<b>C</b>	3/8" flex metallic conduit

**Prices for Steps 1-3.**

		<b>L</b>	<b>C</b>
<b>GN1351.</b>	<b>06</b>	\$195	195
	<b>12</b>	\$275	275
	<b>18</b>	\$357	357
	<b>24</b>	\$458	458



### Description

## Notes

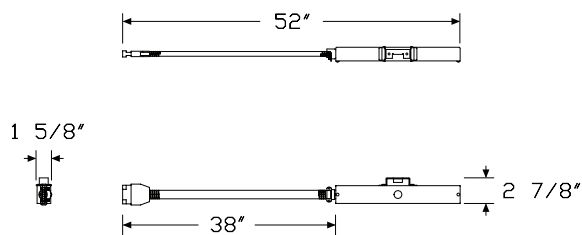
Note that the UL listing for Layout Studio is no longer applicable when

connecting Layout Studio power to Connect power.

Power entry comes with a 38" festoon.

A licensed electrician must wire the power entry to the building's electrical system.

## Dimensions



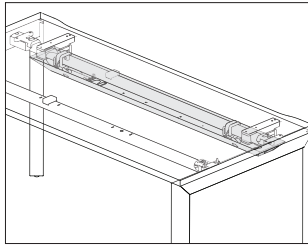
Step 1.

**GN1352.38**

\$307

# Wire Management Tray

GNWD.  
GNWS.



## Product Information

### Description

This painted steel tray provides a location to hold and manage power and voice/data cables within a Layout Studio® environment. Trays are available for both back-to-back and single-sided applications.

### Notes

Single-sided wire management tray is for use with a non-rail surface. For performance rail, order wire management tray, single, performance rail (GNWS.R) separately.

The double unit attaches directly to beams with included hardware.

The single unit attaches to beams, but also requires an additional bracket.

For each single tray, order 2 generic beam clamps (GNSG.) separately. If a desk up or modesty screen is being used, the generic beam clamps are not required.

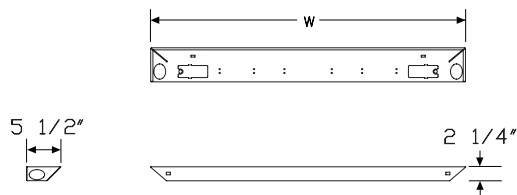
Specify tray width to match beam width.

For use with double tray, order optional cable management clips (GNWC.) separately.

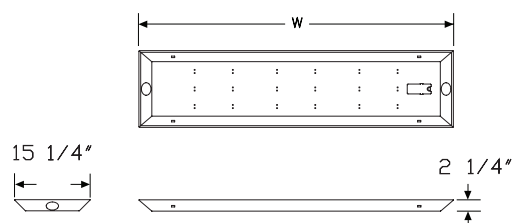
To route power and/or data from the floor to a cable tray, order the umbilical riser (GNWF.T or GNWG.T) separately.

Tray includes a knock-out on each end to allow a power jumper to pass from 1 tray to the next when UL1286 Listing is required (primarily New York City). Order harness cover (GNPH.) separately.

## Dimensions



Single Tray



Double Tray

## Specification Information

### Step 1.

GN

### Step 2. Type

WS. single

WD. double

### Step 3. Width

36	36" wide
42	42" wide
48	48" wide
54	54" wide
60	60" wide
66	66" wide
72	72" wide
78	78" wide
84	84" wide
96	96" wide

### Prices for Steps 1-3.

GNWS.	36	\$198
	42	\$201
	48	\$203
	54	\$237
	60	\$271
	66	\$275
	72	\$277
	78	\$285
	84	\$311
	96	\$333

GNWD.	36	\$189
	42	\$195
	48	\$201
	54	\$227
	60	\$247
	66	\$250
	72	\$254
	78	\$262
	84	\$285
	96	\$307

### Step 4. Finish

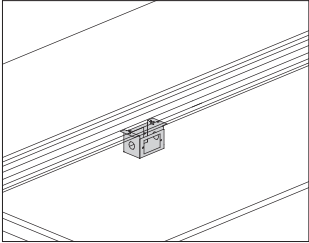
### Metallic Paint

613	silver (CP)	+\$0
-----	-------------	------

Layout Studio® No Rail

Sand Texture Paint		
91	white (CP)	+\$0
98	studio white (CP)	+\$0
BK	black	+\$0
G1	graphite (CP)	+\$0
UBK	ultra black (CP)	+\$0

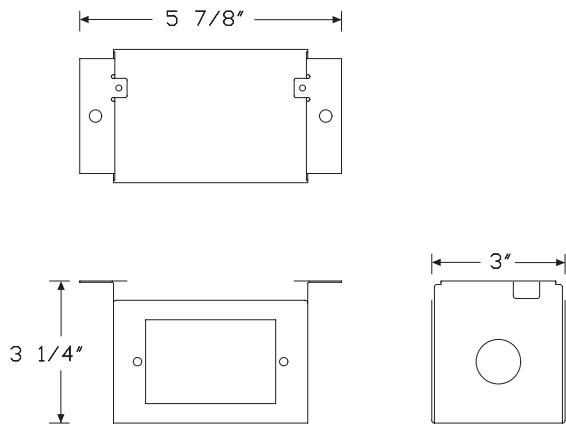




Product Information
Description
This housing mounts to the underside of a Layout Studio® performance rail or to the bottom of a wire management tray and supports face plates with voice/ data ports. Finish is cool grey neutral. Attachment hardware included.
Notes
Housing accepts a standard NEMA data faceplate.
Dimensions

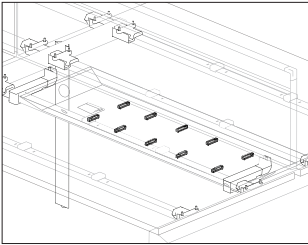
Specification Information
Step 1.
GN <input type="checkbox"/> A
Step 2. Application
WM. data box <input type="checkbox"/> A
Prices for Steps 1-2.
GNWM. \$43

Layout Studio® No Rail



Cable Management Clips, Double Tray

GNWC.

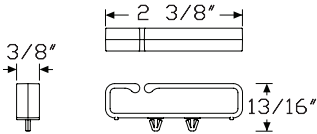


Product Information

Description

These clips attach into holes in the bottom of a double cable management tray to manage voice/data cables. Package includes 10 clips.

Dimensions



Specification Information

Step 1.

GNWC.

Step 2. Quantity

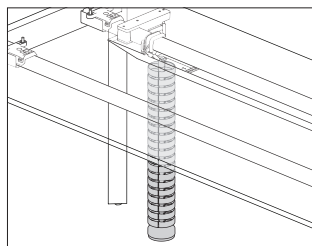
1010 per pack

Prices for Steps 1-2.

GNWC. 10\$23

# Umbilical Riser, Fixed Height

GNWF.  
GNWG.



## Product Information

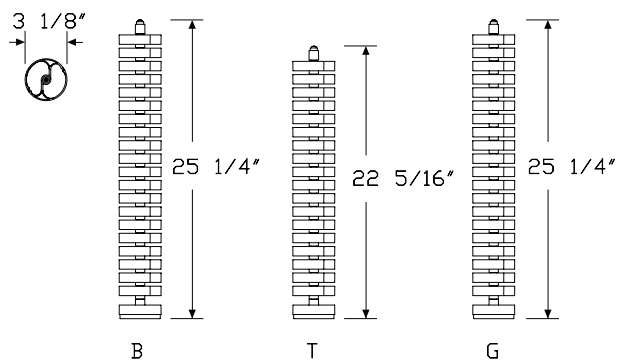
### Description

This umbilical riser routes power and/or data cables from the floor to the underside of a surface or wire management tray.

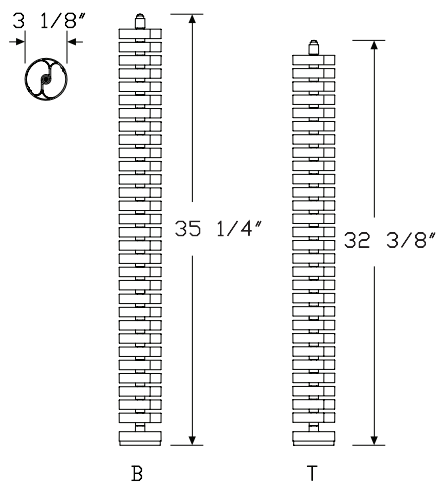
### Notes

For data capacity, see Cable Capacity Chart in Omni.

### Dimensions



Fixed, seated height



Fixed, standing height

## Specification Information

### Step 1.

GN

### Step 2. Type

WG. fixed, standing height ☐ A

WF. fixed, seated height

### Step 3. Attachment

#### For fixed, seated height (WF.)

B beam attachment

T tray attachment

G generic attachment

#### For fixed, standing height (WG.)

B beam attachment

T tray attachment

### Prices for Steps 1-3.

GNWG. B	\$228
T	\$220

GNWF. B	\$113
T	\$104
G	\$124

### Step 4. Finish

#### Metallic Paint

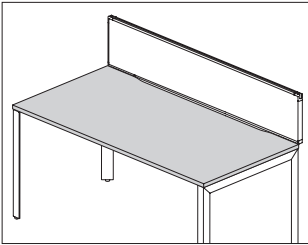
613 silver (CP)	+\$0
-----------------	------

#### Sand Texture Paint

91 white (CP)	+\$0
98 studio white (CP)	+\$0
BK black	+\$0
G1 graphite (CP)	+\$0
UBK ultra black (CP)	+\$0

# Primary Work Surface, Rectangular

GNTRD.  
GNTRF.  
GNTRG.  
GNTRN.



## Product Information

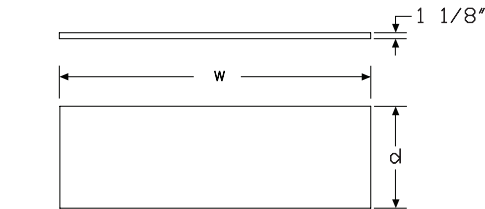
### Description

This squared-edge surface attaches to one set of primary beams and Engage legs in either a table, single-sided bench, or back-to-back bench application. It has a laminate top with thermoplastic edge, laminate top with a thermoplastic backed plywood edge, or veneer top and edge. Surface is 1 1/8" thick, and has several back edge options depending on application and access required.

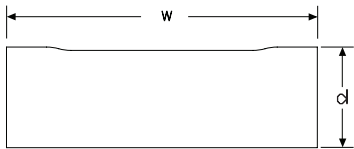
### Notes

When attaching a monitor arm or other item that clamps to the back edge of a surface, specify the flash gap (F) or flash gap and access door cutout (G). The flash gap is 0.6" deep and starts 7 5/8" from each end. For surfaces with access door cutout, an access door (GNPD.) must be ordered separately. For surfaces 84" and 96" wide, 2 access doors must be ordered. Surfaces with a flash gap and access door cutout (GNTRG.) are only available 48" wide and wider. For fixed attachment of beams up to 78" wide, order hardware pack (GNHPF.) separately; for 84"-wide and 96"-wide beams, order hardware pack (GNHOF.) separately. Sliding surface attachment is available for 24" or 30"-deep rectangular primary surface when using a performance rail or when using a non-rail surface with the generic attachment option. Order rectangular primary surface sliding hardware pack (GNHRS.) separately. For quick release attachment, order quick release attachment hardware pack (GNHPA.) separately, in addition to the fixed attachment hardware pack (GNHPF.). Attaching clamp-mounted components to the back edge of a sliding surface may result in reduced surface extension.

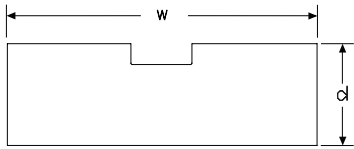
## Dimensions



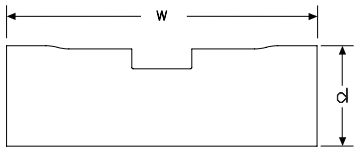
No Flash gap or Access door cutout



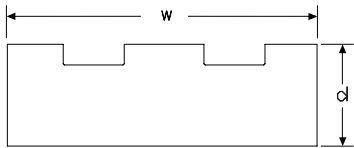
Flash gap



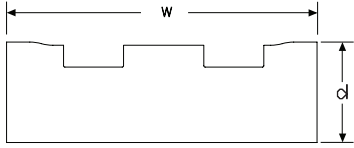
Access door cutout



Flash gap and Access door cutout



84", 96" wide with Access door cutout



84", 96" wide with Flash gap and Access door cutout

# Primary Work Surface, Rectangular

continued

## Specification Information

### Step 1.

**GN**

### Step 2. Type

**TR** rectangular primary worksurface

### Step 3. Access Detail

**N.** no flash gap or access cut-out

**F.** flash gap

**D.** access door cut-out **A**

**G.** flash gap and access door cut-out **A**

### Step 4. Depth

**24** 24" deep

**30** 30" deep

**36** 36" deep

### Step 5. Width

*For no flash gap or access cut-out (N.), flash gap (F.), or access door cut-out (D.)*

**36** 36" wide

**42** 42" wide

**48** 48" wide

**54** 54" wide **A**

**60** 60" wide

**66** 66" wide **A**

**72** 72" wide

**78** 78" wide

**84** 84" wide

**96** 96" wide

*For flash gap and access door cut-out (G.)*

**48** 48" wide

**54** 54" wide

**60** 60" wide

**66** 66" wide

**72** 72" wide

**78** 78" wide

**84** 84" wide

**96** 96" wide

### Step 6. Attachment

*For 36" deep (36)*

**F** non-sliding

*For access door cut-out (D.) or flash gap and access door cut-out (G.) with 24" deep (24) or 30" deep (30) with 48" wide (48), 42" wide (42), 54" wide (54), 60" wide (60), 66" wide (66), 72" wide (72), or 78" wide (78)*

**G** generic

*For no flash gap or access cut-out (N.) or flash gap (F.) with 30" deep (30) with 48" wide (48), 42" wide (42), 54" wide (54), 60" wide (60), 66" wide (66), 72" wide (72), or 78" wide (78)*

**F** non-sliding

**G** generic

*For no flash gap or access cut-out (N.) or flash gap (F.) with 24" deep (24) with 48" wide (48), 42" wide (42), 54" wide (54), 60" wide (60), 66" wide (66), 72" wide (72), or 78" wide (78)*

**F** non-sliding

**G** generic

*For no flash gap or access cut-out (N.), flash gap (F.), access door cut-out (D.), or flash gap and access door cut-out (G.) with 24" deep (24) or 30" deep (30) with 84" wide (84) or 96" wide (96)*

**F** non-sliding

*For access door cut-out (D.) with 24" deep (24) or 30" deep (30) with 36" wide (36)*

**F** non-sliding

*For no flash gap or access cut-out (N.) or flash gap (F.) with 24" deep (24) with 36" wide (36)*

**F** non-sliding

**G** generic

*For no flash gap or access cut-out (N.) or flash gap (F.) with 30" deep (30) with 36" wide (36)*

**F** non-sliding

**G** generic

### Step 7. Surface Material

**L** high-pressure laminate top/thermoplastic edge

**W** veneer

**A** high-pressure laminate top/thermoplastic edge with MicrobeCare™ **A**

**B** veneer with MicrobeCare™ **A**

**C** high-pressure laminate top/universal edge with MicrobeCare™ **A**

# Primary Work Surface, Rectangular

continued

Layout Studio® No Rail

Prices for Steps 1-7.

		FL	FW	FA	FB	FC	GL
GNTRN.24	36	\$184	327	238	382	238	187
	42	\$205	366	260	421	260	211
	48	\$223	404	307	486	307	229
	54	\$249	444	333	526	333	258
	60	\$276	488	359	571	359	283
	66	\$309	542	390	626	390	315
	72	\$334	597	415	679	415	346
	78	\$390	689	492	793	492	404
	84	\$444	779	549	882	549	—
	96	\$488	853	592	957	592	—
30	36	\$217	376	272	431	272	222
	42	\$240	423	296	478	296	247
	48	\$267	475	349	556	349	274
	54	\$298	525	380	609	380	307
	60	\$327	579	410	662	410	337
	66	\$366	641	449	724	449	375
	72	\$404	705	486	788	486	412
	78	\$464	812	567	916	567	477
	84	\$525	920	630	1024	630	—
	96	\$576	1006	679	1110	679	—
36	36	\$256	454	311	510	311	—
	42	\$283	506	340	561	340	—
	48	\$314	552	397	635	397	—
	54	\$348	614	431	696	431	—
	60	\$382	670	466	754	466	—
	66	\$422	744	505	828	505	—
	72	\$467	817	550	901	550	—
	78	\$540	944	643	1046	643	—
	84	\$614	1069	716	1173	716	—
	96	\$669	1169	772	1271	772	—
				GW	GA	GB	GC
GNTRN.24	36			\$337	242	390	242
	42			\$375	265	428	265
	48			\$412	312	493	312
	54			\$458	341	541	341
	60			\$504	367	586	367
	66			\$557	399	641	399
	72			\$613	427	695	427
	78			\$707	507	810	507

30	36					\$385	277	440	277
	42					\$434	302	487	302
	48					\$486	355	568	355
	54					\$540	388	622	388
	60					\$593	419	676	419
	66					\$657	456	740	456
	72					\$719	493	803	493
	78					\$834	580	935	580
			FL	FW	FA	FB	FC	GL	
GNTRF.24	36	\$245	392	300	449	300	249		
	42	\$267	426	322	482	322	274		
	48	\$285	464	371	548	371	296		
	54	\$314	509	397	590	397	321		
	60	\$338	551	421	633	421	349		
	66	\$372	606	453	690	453	378		
	72	\$400	659	482	742	482	410		
	78	\$453	753	556	854	556	466		
	84	\$509	844	613	948	613	—		
	96	\$551	920	654	1024	654	—		
30	36	\$278	439	334	492	334	285		
	42	\$305	487	360	542	360	312		
	48	\$327	538	410	619	410	337		
	54	\$360	590	442	674	442	372		
	60	\$392	642	476	725	476	402		
	66	\$435	706	516	789	516	447		
	72	\$464	766	548	848	548	478		
	78	\$526	876	631	980	631	541		
	84	\$590	984	695	1090	695	—		
	96	\$641	1072	743	1175	743	—		
36	36	\$317	518	374	575	374	—		
	42	\$348	567	404	622	404	—		
	48	\$376	616	458	699	458	—		
	54	\$411	676	492	760	492	—		
	60	\$447	738	530	819	530	—		
	66	\$489	810	574	893	574	—		
	72	\$531	881	614	965	614	—		
	78	\$604	1009	708	1112	708	—		
	84	\$676	1136	779	1238	779	—		
	96	\$737	1235	840	1338	840	—		

# Primary Work Surface, Rectangular

continued

			GW	GA	GB	GC		
GNTRF.24	36		\$403	305	456	305		
	42		\$439	328	492	328		
	48		\$478	378	561	378		
	54		\$523	404	605	404		
	60		\$566	434	649	434		
	66		\$622	460	706	460		
	72		\$678	491	762	491		
	78		\$772	568	876	568		
	30	36	\$451	342	506	342		
	42	\$500	368	554	368			
	48	\$550	419	632	419			
	54	\$605	453	689	453			
	60	\$658	484	741	484			
	66	\$722	530	805	530			
	72	\$789	561	871	561			
	78	\$899	645	1003	645			
			FL	FW	FA	FB	FC	GL
GNTRD.24	36		\$206	347	262	403	262	—
	42		—	—	—	—	—	\$227
	48		—	—	—	—	—	\$246
	54		—	—	—	—	—	\$272
	60		—	—	—	—	—	\$298
	66		—	—	—	—	—	\$327
	72		—	—	—	—	—	\$353
	78		—	—	—	—	—	\$408
	84		\$460	788	565	891	565	—
	96	\$504	855	605	960	605	—	
30	36		\$239	393	295	450	295	—
	42		—	—	—	—	—	\$263
	48		—	—	—	—	—	\$285
	54		—	—	—	—	—	\$319
	60		—	—	—	—	—	\$347
	66		—	—	—	—	—	\$383
	72		—	—	—	—	—	\$419
	78		—	—	—	—	—	\$481
	84		\$540	921	643	1027	643	—
	96	\$590	1006	695	1110	695	—	

36	36	\$276	472	330	525	330	—		
	42	\$305	518	360	575	360	—		
	48	\$333	564	414	646	414	—		
	54	\$368	624	451	707	451	—		
	60	\$402	681	484	764	484	—		
	66	\$442	754	525	838	525	—		
	72	\$484	821	566	905	566	—		
	78	\$552	946	655	1048	655	—		
	84	\$624	1066	728	1170	728	—		
	96	\$679	1166	782	1268	782	—		
				GW	GA	GB	GC		
GNTRD.24	42			\$383	282	439	282		
	48			\$419	328	503	328		
	54			\$460	354	543	354		
	60			\$504	380	586	380		
	66			\$554	410	637	410		
	72			\$609	437	691	437		
	78			\$698	511	801	511		
30	42			\$440	317	493	317		
	48			\$488	371	571	371		
	54			\$540	403	622	403		
	60			\$592	428	675	428		
	66			\$652	467	734	467		
	72			\$711	503	794	503		
	78			\$817	585	920	585		
				FL	FW	FA	FB	FC	GL
GNTRG.	24	48	—	—	—	—	—	—	—
	54	—	—	—	—	—	—	—	\$338
	60	—	—	—	—	—	—	—	\$361
	66	—	—	—	—	—	—	—	\$396
	72	—	—	—	—	—	—	—	\$422
	78	—	—	—	—	—	—	—	\$477
	84	\$531	863	633	965	633	—	—	
	96	\$571	935	675	1040	675	—	—	
30	48	—	—	—	—	—	—	\$351	
	54	—	—	—	—	—	—	\$385	
	60	—	—	—	—	—	—	\$413	
	66	—	—	—	—	—	—	\$456	
	72	—	—	—	—	—	—	\$488	
	78	—	—	—	—	—	—	\$550	
	84	\$613	1002	714	1104	714	—	—	
	96	\$659	1084	764	1188	764	—	—	

Layout Studio® No Rail

# Primary Work Surface, Rectangular

continued

Layout Studio® No Rail

	<b>36 48</b>	\$402	636	484	718	484	—
	<b>54</b>	\$435	698	516	779	516	—
	<b>60</b>	\$468	756	551	839	551	—
	<b>66</b>	\$511	829	593	912	593	—
	<b>72</b>	\$552	901	635	982	635	—
	<b>78</b>	\$624	1024	728	1128	728	—
	<b>84</b>	\$698	1148	801	1253	801	—
	<b>96</b>	\$754	1246	855	1348	855	—
				<b>GW</b>	<b>GA</b>	<b>GB</b>	<b>GC</b>
<b>GNTRG.</b>	<b>24</b>			<b>48</b>	\$488	397	577
	<b>54</b>				\$531	421	614
	<b>60</b>				\$571	444	654
	<b>66</b>				\$627	478	709
	<b>72</b>				\$681	505	764
	<b>78</b>				\$770	580	873
	<b>30 48</b>				\$557	436	641
	<b>54</b>				\$613	468	695
	<b>60</b>				\$662	498	743
	<b>66</b>				\$724	540	806
	<b>72</b>				\$788	571	870
	<b>78</b>				\$896	653	998

## Step 8. Surface Finish

For high-pressure laminate top/thermoplastic edge (L), high-pressure laminate top/thermoplastic edge with MicrobeCare™ (A), or high-pressure laminate top/universal edge with MicrobeCare™ (C)

<b>125</b>	natural maple (CP)	+\$0
<b>126</b>	natural cherry (CP)	+\$0
<b>127</b>	walnut (CP)	+\$0
<b>139</b>	light ash (CP)	+\$0
<b>140</b>	warm ash (CP)	+\$0
<b>76</b>	light brown walnut	+\$0
<b>91</b>	white (CP)	+\$0
<b>98</b>	studio white (CP)	+\$0
<b>8Q</b>	folkstone grey (CP)	+\$0
<b>CL</b>	cool grey neutral	+\$0
<b>HF</b>	inner tone light	+\$0
<b>HP</b>	light anigre	+\$0
<b>LBA</b>	clear on ash (CP)	+\$0
<b>LBR</b>	phantom ecru	+\$0
<b>LBS</b>	phantom cocoa	+\$0
<b>LBU</b>	medium matte walnut (CP)	+\$0
<b>LBV</b>	warm grey teak	+\$0
<b>LBB</b>	oak on ash (CP)	+\$0
<b>LBC</b>	walnut on ash (CP)	+\$0
<b>LBF</b>	neutral twill	+\$0
<b>LBJ</b>	graphite twill	+\$0
<b>LBQ</b>	white twill	+\$0
<b>LU</b>	soft white	+\$0
<b>WL</b>	warm stone (CP)	+\$0
<b>WN</b>	warm grey neutral	+\$0

## Wood Veneer

For veneer (W) or veneer with MicrobeCare™ (B)

<b>2U</b>	light brown walnut	+\$55
<b>40</b>	dark brown walnut	+\$55
<b>ET</b>	clear on ash	+\$55
<b>EU</b>	oak on ash	+\$55
<b>EV</b>	walnut on ash	+\$55



# Primary Work Surface, Rectangular

continued

## Step 9. Edge Finish

For high-pressure laminate top/thermoplastic edge (L) or high-pressure laminate top/thermoplastic edge with MicrobeCare™ (A)

125	natural maple (CP)	+\$0
126	natural cherry (CP)	+\$0
127	walnut (CP)	+\$0
139	light ash (CP)	+\$0
140	warm ash (CP)	+\$0
G1	graphite (CP)	+\$0
76	light brown walnut	+\$0
8Q	folkstone grey (CP)	+\$0
91	white (CP)	+\$0
98	studio white (CP)	+\$0
CL	cool grey neutral	+\$0
LBA	clear on ash (CP)	+\$0
LBR	phantom ecru	+\$0
LBS	phantom cocoa	+\$0
LBU	medium matte walnut (CP)	+\$0
LBV	warm grey teak	+\$0
LBB	oak on ash (CP)	+\$0
LBC	walnut on ash (CP)	+\$0
LBF	neutral twill	+\$0
LBJ	graphite twill	+\$0
LBQ	white twill	+\$0
WL	warm stone (CP)	+\$0
WN	warm grey neutral	+\$0
HF	inner tone light	+\$0
HP	light anigre	+\$0
LU	soft white	+\$0

## Step 10. Flash Gap Edge Finish

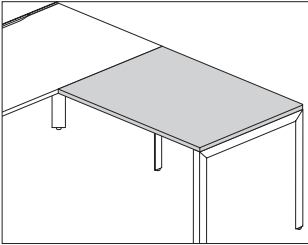
For flash gap (F.) or flash gap and access door cut-out (G.) with high-pressure laminate top/universal edge with MicrobeCare™ (C)

125	natural maple (CP)	+\$0
126	natural cherry (CP)	+\$0
127	walnut (CP)	+\$0
139	light ash (CP)	+\$0
140	warm ash (CP)	+\$0
76	light brown walnut	+\$0
8Q	folkstone grey (CP)	+\$0
91	white (CP)	+\$0
LBA	clear on ash (CP)	+\$0
LBB	oak on ash (CP)	+\$0
LBC	walnut on ash (CP)	+\$0
LBF	neutral twill	+\$0
LBJ	graphite twill	+\$0
LBQ	white twill	+\$0
LBR	phantom ecru	+\$0
LBS	phantom cocoa	+\$0
LBU	medium matte walnut (CP)	+\$0
LBV	warm grey teak	+\$0
LU	soft white	+\$0
WL	warm stone (CP)	+\$0

Layout Studio® No Rail

Return Work Surface, Rectangular

GNTSN.



Product Information

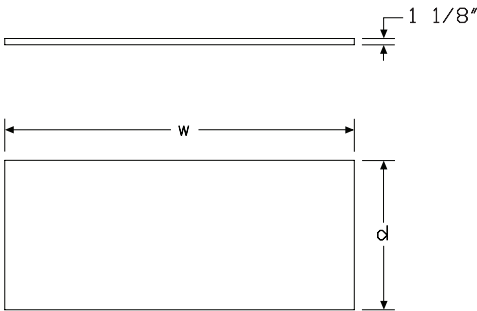
Description

This squared-edge surface attaches to one set of return beams and an Engage leg to create a return. It has a laminate top with thermoplastic edge, laminate top with a thermoplastic backed plywood edge, or veneer top and edge. Surface is 1 1/8" thick.

Notes

When using a screen along the back edge of the surface, items that clamp to the back edge of the surface cannot be used.  
Order fixed attachment hardware pack (GNHSF.) separately.  
For quick release attachment, order quick release attachment hardware pack (GNHPA.) separately, in addition to the fixed attachment hardware pack (GNHSF.).

Dimensions



Specification Information

Step 1.

GN

Step 2. Type

TS rectangular return worksurface

Step 3. Access Detail

N. no flash gap or access cut-out

Step 4. Depth

24 24" deep

Step 5. Width

36 36" wide  
42 42" wide  
48 48" wide  
60 60" wide  
72 72" wide

Step 6. Attachment

F non-sliding

Step 7. Surface Material

L high-pressure laminate top/thermoplastic edge  
W veneer

Prices for Steps 1-7.

		FL	FW
GNTSN.24	36	\$210	357
	42	\$234	393
	48	\$254	428
	60	\$278	511
	72	\$359	617

# Return Work Surface, Rectangular

continued

## Step 8. Surface Finish

### For high-pressure laminate top/thermoplastic edge (L)

<b>125</b>	natural maple (CP)	+\$0
<b>126</b>	natural cherry (CP)	+\$0
<b>127</b>	walnut (CP)	+\$0
<b>139</b>	light ash (CP)	+\$0
<b>140</b>	warm ash (CP)	+\$0
<b>76</b>	light brown walnut	+\$0
<b>91</b>	white (CP)	+\$0
<b>98</b>	studio white (CP)	+\$0
<b>8Q</b>	folkstone grey (CP)	+\$0
<b>CL</b>	cool grey neutral	+\$0
<b>HF</b>	inner tone light	+\$0
<b>HP</b>	light anigre	+\$0
<b>LBA</b>	clear on ash (CP)	+\$0
<b>LBR</b>	phantom ecru	+\$0
<b>LBS</b>	phantom cocoa	+\$0
<b>LBU</b>	medium matte walnut (CP)	+\$0
<b>LBV</b>	warm grey teak	+\$0
<b>LBB</b>	oak on ash (CP)	+\$0
<b>LBC</b>	walnut on ash (CP)	+\$0
<b>LBF</b>	neutral twill	+\$0
<b>LBJ</b>	graphite twill	+\$0
<b>LBQ</b>	white twill	+\$0
<b>LU</b>	soft white	+\$0
<b>WL</b>	warm stone (CP)	+\$0
<b>WN</b>	warm grey neutral	+\$0

### Wood Veneer

#### For veneer (W)

<b>2U</b>	light brown walnut	+\$55
<b>40</b>	dark brown walnut	+\$55
<b>ET</b>	clear on ash	+\$55
<b>EU</b>	oak on ash	+\$55
<b>EV</b>	walnut on ash	+\$55

## Step 9. Edge Finish

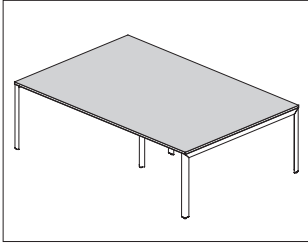
### For high-pressure laminate top/thermoplastic edge (L)

<b>125</b>	natural maple (CP)	+\$0
<b>126</b>	natural cherry (CP)	+\$0
<b>127</b>	walnut (CP)	+\$0
<b>139</b>	light ash (CP)	+\$0
<b>140</b>	warm ash (CP)	+\$0
<b>G1</b>	graphite (CP)	+\$0
<b>76</b>	light brown walnut	+\$0
<b>8Q</b>	folkstone grey (CP)	+\$0
<b>91</b>	white (CP)	+\$0
<b>98</b>	studio white (CP)	+\$0
<b>CL</b>	cool grey neutral	+\$0
<b>LBA</b>	clear on ash (CP)	+\$0
<b>LBR</b>	phantom ecru	+\$0
<b>LBS</b>	phantom cocoa	+\$0
<b>LBU</b>	medium matte walnut (CP)	+\$0
<b>LBV</b>	warm grey teak	+\$0
<b>LBB</b>	oak on ash (CP)	+\$0
<b>LBC</b>	walnut on ash (CP)	+\$0
<b>LBF</b>	neutral twill	+\$0
<b>LBJ</b>	graphite twill	+\$0
<b>LBQ</b>	white twill	+\$0
<b>WL</b>	warm stone (CP)	+\$0
<b>WN</b>	warm grey neutral	+\$0
<b>HF</b>	inner tone light	+\$0
<b>HP</b>	light anigre	+\$0
<b>LU</b>	soft white	+\$0

Layout Studio® No Rail

# Project Table, Rectangular

GNTPA.  
GNTPN.



## Product Information

### Description

This squared-edge surface attaches to primary beams and Engage legs to create a freestanding table. It has a laminate top with thermoplastic edge, laminate top with a thermoplastic backed plywood edge, or veneer top and edge. Surface is 1 1/8" thick.

### Notes

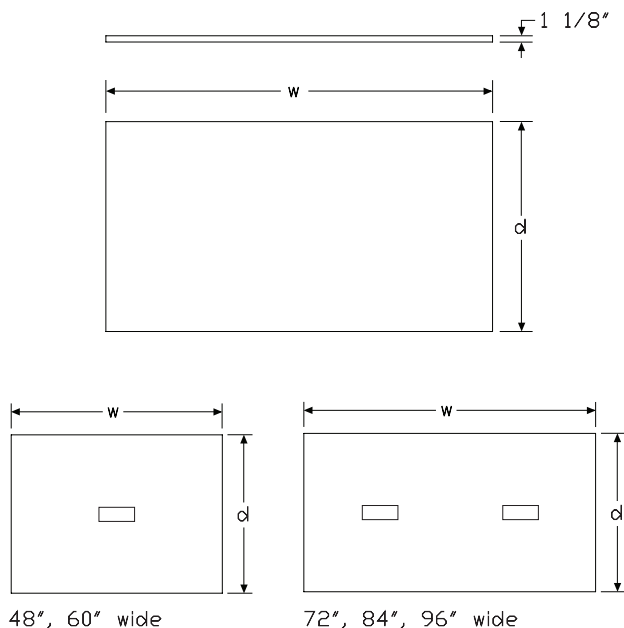
2 or more sets of beams (GNBR.) are required per surface. Order separately. Tables must include at least 1 intermediate leg (GNLFSN.) or 1 bracing leg (GNLFBN.).

For surfaces with access cut-out, a 5-outlet Logic grommet mounted electrical distributor (Y1425.C or Y1425.F) or Logic grommet pass thru (Y1420.V) must be ordered separately.

For surfaces with access cutout and widths of 72", 84" or 96", 2 access cut-outs are included.

For fixed attachment of beams up to 78" wide, order hardware pack (GNHPF.) separately; for 84"-wide and 96"-wide beams, order hardware pack (GNHOF.) separately.

### Dimensions



## Specification Information

### Step 1.

GN

### Step 2. Type

TP rectangular project table

### Step 3. Access Detail

N. no access cut-out

A. access cut-out

### Step 4. Depth

48 48" deep

60 60" deep

### Step 5. Width

#### For 48" deep (48)

48 48" wide

60 60" wide

72 72" wide

84 84" wide

96 96" wide

#### For 60" deep (60)

60 60" wide

72 72" wide

84 84" wide

96 96" wide

### Step 6. Attachment

F non-sliding

### Step 7. Surface Material

L high-pressure laminate top/thermoplastic edge

W veneer

### Prices for Steps 1-7.

		FL	FW
GNTPN.48	48	\$466	803
	60	\$552	951
	72	\$669	1144
	84	\$836	1478
	96	\$951	1658

<b>60</b>	<b>60</b>	\$809	1390
	<b>72</b>	\$919	1571
	<b>84</b>	\$1183	2045
	<b>96</b>	\$1343	2181
<hr/>			
<b>GNTPA.48</b>	<b>48</b>	\$525	865
	<b>60</b>	\$615	1011
	<b>72</b>	\$731	1206
	<b>84</b>	\$956	1600
	<b>96</b>	\$1072	1779
<hr/>			
<b>60</b>	<b>60</b>	\$869	1450
	<b>72</b>	\$979	1633
	<b>84</b>	\$1306	2166
	<b>96</b>	\$1462	2304

**Step 8. Surface Finish***For high-pressure laminate top/thermoplastic edge (L)*

<b>125</b>	natural maple (CP)	+\$0
<b>126</b>	natural cherry (CP)	+\$0
<b>127</b>	walnut (CP)	+\$0
<b>139</b>	light ash (CP)	+\$0
<b>140</b>	warm ash (CP)	+\$0
<b>76</b>	light brown walnut	+\$0
<b>91</b>	white (CP)	+\$0
<b>98</b>	studio white (CP)	+\$0
<b>8Q</b>	folkstone grey (CP)	+\$0
<b>CL</b>	cool grey neutral	+\$0
<b>HF</b>	inner tone light	+\$0
<b>HP</b>	light anigre	+\$0
<b>LBA</b>	clear on ash (CP)	+\$0
<b>LBR</b>	phantom ecru	+\$0
<b>LBS</b>	phantom cocoa	+\$0
<b>LBU</b>	medium matte walnut (CP)	+\$0
<b>LBV</b>	warm grey teak	+\$0
<b>LBB</b>	oak on ash (CP)	+\$0
<b>LBC</b>	walnut on ash (CP)	+\$0
<b>LBF</b>	neutral twill	+\$0
<b>LBJ</b>	graphite twill	+\$0
<b>LBQ</b>	white twill	+\$0
<b>LU</b>	soft white	+\$0
<b>WL</b>	warm stone (CP)	+\$0
<b>WN</b>	warm grey neutral	+\$0

**Wood Veneer***For veneer (W)*

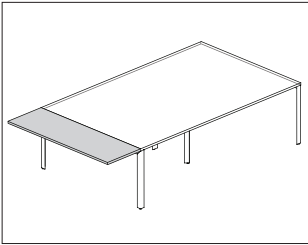
<b>2U</b>	light brown walnut	+\$55
<b>40</b>	dark brown walnut	+\$55
<b>ET</b>	clear on ash	+\$55
<b>EU</b>	oak on ash	+\$55
<b>EV</b>	walnut on ash	+\$55

**Step 9. Edge Finish***For high-pressure laminate top/thermoplastic edge (L)*

<b>125</b>	natural maple (CP)	+\$0
<b>126</b>	natural cherry (CP)	+\$0
<b>127</b>	walnut (CP)	+\$0
<b>139</b>	light ash (CP)	+\$0
<b>140</b>	warm ash (CP)	+\$0
<b>G1</b>	graphite (CP)	+\$0
<b>76</b>	light brown walnut	+\$0
<b>8Q</b>	folkstone grey (CP)	+\$0
<b>91</b>	white (CP)	+\$0
<b>98</b>	studio white (CP)	+\$0
<b>CL</b>	cool grey neutral	+\$0
<b>LBA</b>	clear on ash (CP)	+\$0
<b>LBR</b>	phantom ecru	+\$0
<b>LBS</b>	phantom cocoa	+\$0
<b>LBU</b>	medium matte walnut (CP)	+\$0
<b>LBV</b>	warm grey teak	+\$0
<b>LBB</b>	oak on ash (CP)	+\$0
<b>LBC</b>	walnut on ash (CP)	+\$0
<b>LBF</b>	neutral twill	+\$0
<b>LBJ</b>	graphite twill	+\$0
<b>LBQ</b>	white twill	+\$0
<b>WL</b>	warm stone (CP)	+\$0
<b>WN</b>	warm grey neutral	+\$0
<b>HF</b>	inner tone light	+\$0
<b>HP</b>	light anigre	+\$0
<b>LU</b>	soft white	+\$0

Meeting End, Rectangular

GNTDG.  
GNTDN.



Product Information

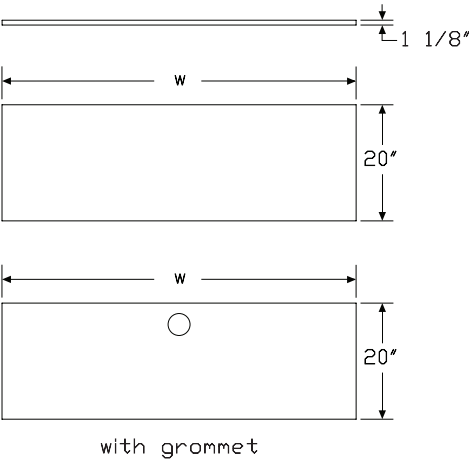
Description

This 20"-deep squared-edge surface attaches to 2 sets of meeting end beams positioned at the end of a back-to-back bench application to create a meeting space. It has a laminate top with thermoplastic edge, laminate top with a thermoplastic backed plywood edge, or veneer top and edge. An optional grommet cut-out and grommet is available. Surface is 1 1/8" thick.

Notes

Grommet color matches the laminate color for solid color laminates, and is graphite for all other laminates and veneers.  
For each meeting end surface, order 2 fixed attachment hardware packs (GNHPF.) separately.

Dimensions



Specification Information

Step 1.

GN

Step 2. Type

TD rectangular meeting end

Step 3. Access Detail

N. no access cut-out

G. grommet

Step 4. Depth

20 20" deep

Step 5. Width

48 48" wide

60 60" wide

72 72" wide

Step 6. Attachment

F non-sliding

Step 7. Surface Material

L high-pressure laminate top/thermoplastic edge

W veneer

Prices for Steps 1-7.

		FL	FW
GNTDN.20	48	\$245	413
	60	\$285	511
	72	\$351	606
GNTDG. 20	48	\$274	440
	60	\$315	539
	72	\$380	635

## Step 8. Surface Finish

## For high-pressure laminate top/thermoplastic edge (L)

<b>125</b>	natural maple (CP)	+\$0
<b>126</b>	natural cherry (CP)	+\$0
<b>139</b>	light ash (CP)	+\$0
<b>140</b>	warm ash (CP)	+\$0
<b>76</b>	light brown walnut	+\$0
<b>91</b>	white (CP)	+\$0
<b>98</b>	studio white (CP)	+\$0
<b>8Q</b>	folkstone grey (CP)	+\$0
<b>CL</b>	cool grey neutral	+\$0
<b>HF</b>	inner tone light	+\$0
<b>HP</b>	light anigre	+\$0
<b>LBA</b>	clear on ash (CP)	+\$0
<b>LBR</b>	phantom ecru	+\$0
<b>LBS</b>	phantom cocoa	+\$0
<b>LBU</b>	medium matte walnut (CP)	+\$0
<b>LBV</b>	warm grey teak	+\$0
<b>LBB</b>	oak on ash (CP)	+\$0
<b>LBC</b>	walnut on ash (CP)	+\$0
<b>LBF</b>	neutral twill	+\$0
<b>LBJ</b>	graphite twill	+\$0
<b>LBQ</b>	white twill	+\$0
<b>LU</b>	soft white	+\$0
<b>WL</b>	warm stone (CP)	+\$0
<b>WN</b>	warm grey neutral	+\$0

## Wood Veneer

## For veneer (W)

<b>2U</b>	light brown walnut	+\$55
<b>40</b>	dark brown walnut	+\$55
<b>ET</b>	clear on ash	+\$55
<b>EU</b>	oak on ash	+\$55
<b>EV</b>	walnut on ash	+\$55

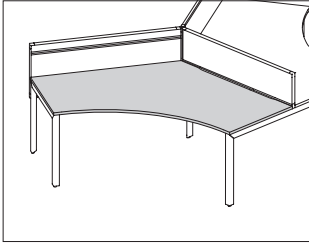
## Step 9. Edge Finish

## For high-pressure laminate top/thermoplastic edge (L)

<b>125</b>	natural maple (CP)	+\$0
<b>126</b>	natural cherry (CP)	+\$0
<b>127</b>	walnut (CP)	+\$0
<b>139</b>	light ash (CP)	+\$0
<b>140</b>	warm ash (CP)	+\$0
<b>G1</b>	graphite (CP)	+\$0
<b>76</b>	light brown walnut	+\$0
<b>8Q</b>	folkstone grey (CP)	+\$0
<b>91</b>	white (CP)	+\$0
<b>98</b>	studio white (CP)	+\$0
<b>CL</b>	cool grey neutral	+\$0
<b>LBA</b>	clear on ash (CP)	+\$0
<b>LBR</b>	phantom ecru	+\$0
<b>LBS</b>	phantom cocoa	+\$0
<b>LBU</b>	medium matte walnut (CP)	+\$0
<b>LBV</b>	warm grey teak	+\$0
<b>LBB</b>	oak on ash (CP)	+\$0
<b>LBC</b>	walnut on ash (CP)	+\$0
<b>LBF</b>	neutral twill	+\$0
<b>LBJ</b>	graphite twill	+\$0
<b>LBQ</b>	white twill	+\$0
<b>WL</b>	warm stone (CP)	+\$0
<b>WN</b>	warm grey neutral	+\$0
<b>HF</b>	inner tone light	+\$0
<b>HP</b>	light anigre	+\$0
<b>LU</b>	soft white	+\$0

## Primary Work Surface, 120°

GNTAD.  
GNTAF.  
GNTAG.  
GNTAN.



### Product Information

#### Description

This squared-edge surface attaches to one set of 120° beams and Engage legs. It has a laminate top with thermoplastic edge, or a veneer top and edge. Surface is 1 1/8" thick, and has several back edge options depending on application and access required.

#### Notes

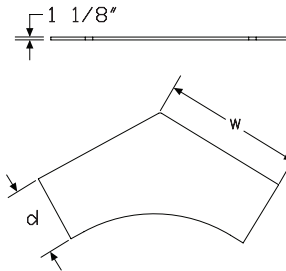
When attaching a monitor arm or other item that clamps to the back edge of a surface, specify the flash gap (F) or flash gap and access door cutout (G). The flash gap is 0.6" deep and starts 7 5/8" from each end. It is located on both wings of the surface.

Access door cutout is specified on the left or right wing. For surfaces with access door cutout, an access door (GNPD.) must be ordered separately.

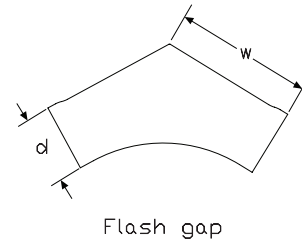
Order fixed attachment hardware pack (GNHDF.) separately.

For quick release attachment, order quick release attachment hardware pack (GNHDA.) separately, in addition to the fixed attachment hardware pack (GNHDF.).

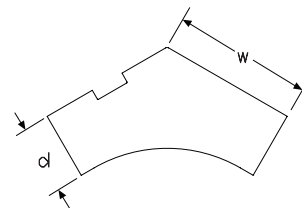
### Dimensions



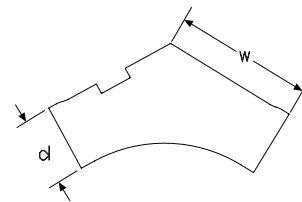
No Flash gap or Access door cutout



Flash gap



Access door cutout (Left Hand Version)



Flash gap and Access door cutout  
(Left Hand Version)



# Primary Work Surface, 120° *continued*

## Specification Information

Step 1.

GN

Step 2. Type

TA 120° primary surface

Step 3. Access Detail

D. access door cut-out ☐ A

G. flash gap and access door cut-out ☐ A

N. no flash gap or access door cut-out

F. flash gap

Step 4. Depth

24 24" deep

30 30" deep

Step 5. Width

48 48" wide

54 54" wide ☐ A

60 60" wide

Step 6. Attachment

*For no flash gap or access door cut-out (N.) or flash gap (F.)*

F no access door cutout, non-sliding

*For access door cut-out (D.) or flash gap and access door cut-out (G.)*

L left-hand access, non-sliding

R right-hand access, non-sliding

Step 7. Surface Material

L high-pressure laminate top/thermoplastic edge

W veneer

Prices for Steps 1-7.

		FL	FW	LL	LW	RL	RW
GNTAD.24	48	—	—	\$635	1083	635	1083
	54	—	—	\$667	1129	667	1129
	60	—	—	\$823	1400	823	1400
30	48	—	—	\$649	1111	649	1111
	54	—	—	\$683	1158	683	1158
	60	—	—	\$841	1433	841	1433
GNTAG.	24	48	—	—	\$713	1175	713
	54	—	—	—	\$740	1221	740
	60	—	—	—	\$920	1513	920

30	48	—	—	\$730	1202	730	1202
	54	—	—	\$756	1246	756	1246
	60	—	—	\$936	1548	936	1548

GNTAN.24	48	\$642	1117	—	—	—	—
	54	\$676	1168	—	—	—	—
	60	\$836	1447	—	—	—	—

30	48	\$657	1146	—	—	—	—
	54	\$692	1194	—	—	—	—
	60	\$853	1478	—	—	—	—

GNTAF.24	48	\$705	1176	—	—	—	—
	54	\$732	1224	—	—	—	—
	60	\$908	1520	—	—	—	—

30	48	\$717	1207	—	—	—	—
	54	\$744	1250	—	—	—	—
	60	\$928	1554	—	—	—	—

Step 8. Surface Finish

*For high-pressure laminate top/thermoplastic edge (L)*

125	natural maple (CP)	+\$0
126	natural cherry (CP)	+\$0
127	walnut (CP)	+\$0
139	light ash (CP)	+\$0
140	warm ash (CP)	+\$0
76	light brown walnut	+\$0
91	white (CP)	+\$0
98	studio white (CP)	+\$0
8Q	folkstone grey (CP)	+\$0
CL	cool grey neutral	+\$0
HF	inner tone light	+\$0
HP	light anigre	+\$0
LBA	clear on ash (CP)	+\$0
LBR	phantom ecru	+\$0
LBS	phantom cocoa	+\$0
LBU	medium matte walnut (CP)	+\$0
LBV	warm grey teak	+\$0
LBB	oak on ash (CP)	+\$0
LBC	walnut on ash (CP)	+\$0
LBF	neutral twill	+\$0
LBJ	graphite twill	+\$0
LBQ	white twill	+\$0
LU	soft white	+\$0
WL	warm stone (CP)	+\$0
WN	warm grey neutral	+\$0

Layout Studio® No Rail

Wood Veneer

*For veneer (W)*

<b>2U</b>	light brown walnut	+\$55
<b>40</b>	dark brown walnut	+\$55
<b>ET</b>	clear on ash	+\$55
<b>EU</b>	oak on ash	+\$55
<b>EV</b>	walnut on ash	+\$55

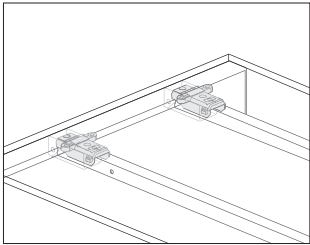
Step 9. Edge Finish

*For high-pressure laminate top/thermoplastic edge (L)*

<b>125</b>	natural maple (CP)	+\$0
<b>126</b>	natural cherry (CP)	+\$0
<b>127</b>	walnut (CP)	+\$0
<b>139</b>	light ash (CP)	+\$0
<b>140</b>	warm ash (CP)	+\$0
<b>76</b>	light brown walnut	+\$0
<b>8Q</b>	folkstone grey (CP)	+\$0
<b>91</b>	white (CP)	+\$0
<b>LBA</b>	clear on ash (CP)	+\$0
<b>LBR</b>	phantom ecru	+\$0
<b>LBS</b>	phantom cocoa	+\$0
<b>LBU</b>	medium matte walnut (CP)	+\$0
<b>LBV</b>	warm grey teak	+\$0
<b>LBB</b>	oak on ash (CP)	+\$0
<b>LBC</b>	walnut on ash (CP)	+\$0
<b>LBF</b>	neutral twill	+\$0
<b>LBJ</b>	graphite twill	+\$0
<b>LBQ</b>	white twill	+\$0
<b>LU</b>	soft white	+\$0
<b>WL</b>	warm stone (CP)	+\$0

Hardware Pack, Fixed Surfaces

GNHDF.  
GNHOF.  
GNHPF.  
GNHSF.

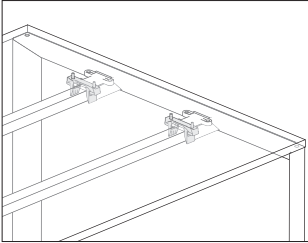


Product Information
Description
This hardware pack is required in order to connect a set of beams to a pair of Engage legs, and to provide a fixed attachment of a surface.
Notes
1 hardware pack is required for each beam kit specified. Meeting end surfaces ( <b>GNTDG.</b> , <b>GNTDN.</b> ) require an additional 2 rectangular primary hardware packs ( <b>GNHPF.</b> ) per surface.
For Primary Worksurface Rectangular ( <b>GNTRx.</b> ), Primary Worksurface Rectangular Performance Rail ( <b>GNTRR.</b> ) and Project Table Rectangular ( <b>GNTPx.</b> ), specify rectangular primary hardware pack ( <b>GNHPF.</b> ) for beams up to 78" wide; for beams 84" wide and wider specify rectangular primary (84"w and above) hardware pack ( <b>GNHOF.</b> ).
For quick release attachment, a quick release hardware pack ( <b>GNHPA.</b> , <b>GNHDA.</b> ) can be added. Specify 1 hardware pack for each beam kit.

Specification Information
Step 1.
<b>GNH</b>
Step 2. Type
<b>PF.</b> rectangular primary
<b>OF.</b> rectangular primary (84"w and above)
<b>DF.</b> 120° - primary
<b>SF.</b> return
Prices for Steps 1-2.
<b>GNHPF.</b> \$75
<b>GNHOF.</b> \$86
<b>GNHDF.</b> \$162
<b>GNHSF.</b> \$191

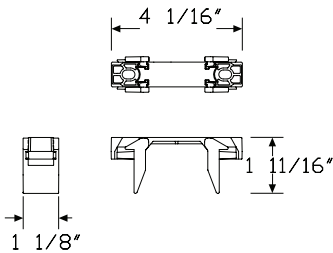
Hardware Pack, Quick Release Attachment

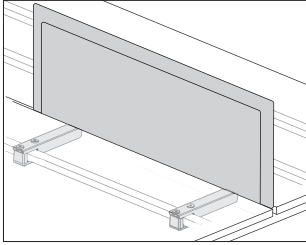
GNHDA.  
GNHPA.



Product Information
Description
This hardware pack provides for the attachment and removal of surfaces without the use of any tools.
Notes
Specify 1 quick release hardware pack for each fixed attachment hardware pack (GNHDF., GNHPF., GNHSF.) specified.
Dimensions

Specification Information
Step 1.
GNH
Step 2. Type
PA. rectangular surface
DA. 120° surface
Prices for Steps 1-2.
GNHPA. \$26
GNHDA. \$42





### Product Information

#### Description

This frameless tackable fabric screen provides boundary above a surface at the back edge of a work surface in a back-to-back application. Attachment hardware included.

#### Notes

Screen width does not need to match beam width.

Extended width screens (GNSDXT.xxxxA) are available for use in 120° applications only. These screens are slightly wider than standard width screens and fill the gap created at the back corner where surfaces meet.

Screen attaches to rear beam with brackets supplied with screen. No additional hardware is needed.

Screen is shared in back-to-back applications.

Each screen ships with an alignment clip for use between screens when placed side-by-side.

All fabric is railroaded.

Screen accepts Customer's Own Material (COM). Yardage is estimated for nondirectional 54"-wide fabrics.

#### Width—Yardage

36—1.32

39—1.43

42—1.51

48—1.71

54—1.90

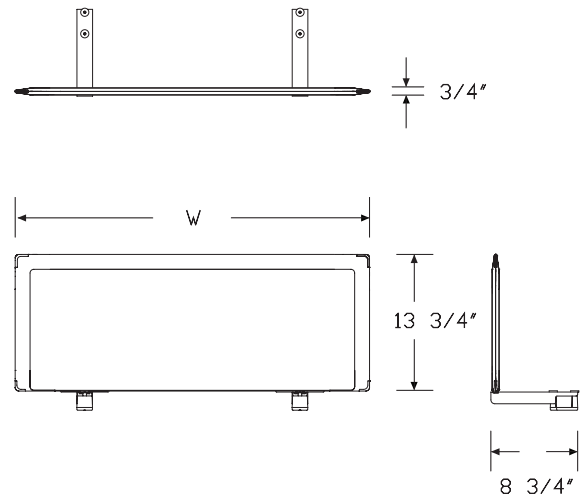
60—2.07

66—2.27

72—2.46

For information on multiple quantities or directional fabrics, contact COM Department. See Order Information in Appendices.

### Dimensions



Specification Information						
Step 1.						
GN						
Step 2. Type						
SD desk up						
Step 3. Configuration						
X frameless						
Step 4. Material						
T. tackable fabric with tapered edge						
Step 5. Height						
42 42" high						
46 46" high						
Step 6. Width						
36 36" wide						
39 39" wide						
42 42" wide						
48 48" wide						
54 54" wide						
60 60" wide						
66 66" wide						
72 72" wide						
48A 48" wide, for use with 120-degree corner <input type="checkbox"/>						
54A 54" wide, for use with 120-degree corner <input type="checkbox"/>						
60A 60" wide, for use with 120-degree corner <input type="checkbox"/>						
Prices for Steps 1-6.						
		36	39	42	48	54 60
GNSDXT. 42		\$872	925	953	995	1049 1110
46		\$896	948	974	1017	1074 1137
			66	72	48A	54A 60A
GNSDXT. 42		\$1172	1217	995	1049	1110
46		\$1193	1248	1017	1074	1137
Step 7. Paint Finish						
Metallic Paint						
613 silver (CP) +\$0						

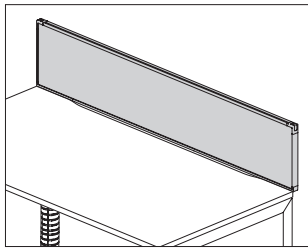
Sand Texture Paint		
91	white (CP)	+\$0
98	studio white (CP)	+\$0
BK	black	+\$0
G1	graphite (CP)	+\$0
UBK	ultra black (CP)	+\$0

Step 8. Surface Finish		
See application chart and textiles list for fabric usage and numbers. First 2 digits of number indicate fabric line; remaining digit(s) indicate fabric color.		

For 36" wide (36), 39" wide (39), or 42" wide (42)		
Price Category 1		+\$0
Price Category 2		+\$13
Price Category 3		+\$32
Price Category 5		+\$111
Price Category B		+\$55
Price Category C		+\$84

For 48" wide (48), 54" wide (54), 60" wide (60), 48" wide, for use with 120-degree corner (48A), 54" wide, for use with 120-degree corner (54A), or 60" wide, for use with 120-degree corner (60A)		
Price Category 1		+\$0
Price Category 2		+\$18
Price Category 3		+\$43
Price Category 5		+\$130
Price Category B		+\$72
Price Category C		+\$84

For 66" wide (66) or 72" wide (72)		
Price Category 1		+\$0
Price Category 2		+\$22
Price Category 3		+\$53
Price Category 5		+\$144
Price Category B		+\$80
Price Category C		+\$90



### Product Information

#### Description

This fabric screen provides boundary above a surface at the back edge of a work surface. It is tackable and has a painted metal frame.

The screen can be placed most anywhere along the beam and does not need to match beam widths.

#### Notes

Screen attaches to rear beam with brackets. Order desk up attachment brackets (GNSA.) separately.

Order the following finishing hardware and connectors separately:

- Connector finishing kit (GNSE.)
- In-line connector kit (GNSH.)
- Post connector kit (GNSJ.)

When used in a back-to-back application, the screen is shared.

All fabric is railroaded.

Screen accepts Customer's Own Material (COM). Yardage is estimated for nondirectional 54"-wide fabrics.

Width—Yardage

36—1.23

42—1.41

48—1.61

54—1.80

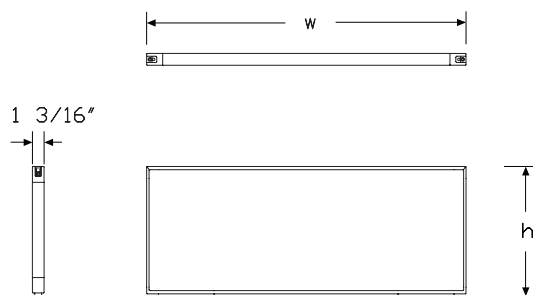
60—1.99

66—2.18

72—2.37

For information on multiple quantities or directional fabrics, contact COM Department. See Order Information in Appendices.

#### Dimensions



Non Hanging

### Specification Information

#### Step 1.

**GN**

#### Step 2. Type

**SD** desk up

#### Step 3. Configuration

**N** non hanging

#### Step 4. Material

**T.** tackable fabric

#### Step 5. Height

**42** 42" high

**46** 46" high

#### Step 6. Width

**36** 36" wide

**42** 42" wide

**48** 48" wide

**54** 54" wide **A**

**60** 60" wide

**66** 66" wide **A**

**72** 72" wide

#### Prices for Steps 1-6.

	36	42	48	54	60	66
<b>GNSDNT. 42</b>	\$556	622	655	821	743	935
<b>46</b>	\$575	640	670	846	766	953
						<b>72</b>
<b>GNSDNT. 42</b>						\$834
<b>46</b>						\$855

#### Step 7. Trim Finish

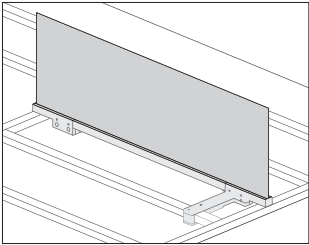
<b>613</b>	silver (CP)	+\$0
<b>BK</b>	black	+\$0
<b>UBK</b>	ultra black (CP)	+\$0
<b>91</b>	white (CP)	+\$0
<b>98</b>	studio white (CP)	+\$0
<b>G1</b>	graphite (CP)	+\$0

Layout Studio® No Rail


Step 8. Surface Finish	
<i>See application chart and textiles list for fabric usage and numbers. First 2 digits of number indicate fabric line; remaining digit(s) indicate fabric color.</i>	
Price Category 1	+\$0
Price Category 2	+\$12
Price Category 3	+\$29
Price Category 5	+\$84



Glass Screen, Desk Up, Frameless      GNSDXG



Product Information
Description
This frameless glass screen provides boundary above a surface at the back edge of a work surface in a back-to-back application. It has a painted metal frame. Attachment hardware included.
Notes
Screen attaches to rear beam with brackets supplied with screen. No additional hardware is needed.
Screen is shared and must be used in a back-to-back application.
Dimensions



Specification Information
Step 1.
GN
Step 2. Type
SD      desk up
Step 3. Configuration
X      frameless
Step 4. Material
G.      glass
Step 5. Height
42      42" high
46      46" high
Step 6. Width
36      36" wide
42      42" wide
48      48" wide
54      54" wide <input type="checkbox"/> A
60      60" wide
66      66" wide <input type="checkbox"/> A
72      72" wide
78      78" wide <input type="checkbox"/> A
84      84" wide
96      96" wide
Step 7. Surface Finish
TR      clear glass - 1/4" thick
5A      opal etched - 1/4" thick
NN      no glass- for customer's own 1/4 thick glass
C3      clear glass - 3/8" thick
G3      opal glass - 3/8" thick
N3      no glass, for customer's own 3/8" thick glass

# Glass Screen, Desk Up, Frameless

continued

Layout Studio® No Rail

Prices for Steps 1-7.							
		TR	5A	NN	C3	G3	N3
GNSDXG.	42 36	\$631	739	459	739	865	459
	42	\$662	791	490	782	932	490
	48	\$692	840	514	835	1011	514
	54	\$737	899	545	897	1092	545
	60	\$774	953	579	952	1174	579
	66	\$823	1011	613	1005	1236	613
	72	\$871	1069	643	1058	1297	643
	78	\$925	1129	681	1117	1365	681
	84	\$1484	1767	1096	1754	2089	1096
	96	\$1552	1881	1147	1869	2272	1147
	46 36	\$658	800	459	842	967	459
	42	\$696	854	490	845	1044	490
	48	\$731	918	514	912	1147	514
	54	\$778	990	545	974	1241	545
	60	\$827	1066	579	1035	1336	579
	66	\$875	1142	613	1115	1453	613
	72	\$925	1221	643	1189	1570	643
	78	\$977	1296	681	1267	1694	681
	84	\$1559	1920	1096	1898	2342	1096
	96	\$1635	2057	1147	2047	2577	1147

## Step 8. Trim Finish

### Metallic Paint

613 silver (CP) +\$0

### Sand Texture Paint

BK black +\$0

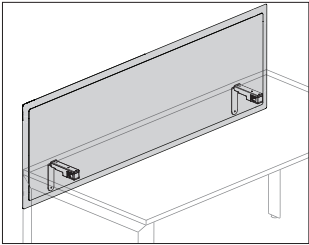
UBK ultra black (CP) +\$0

### Smooth Paint

91 white (CP) +\$0

98 studio white (CP) +\$0

G1 graphite (CP) +\$0

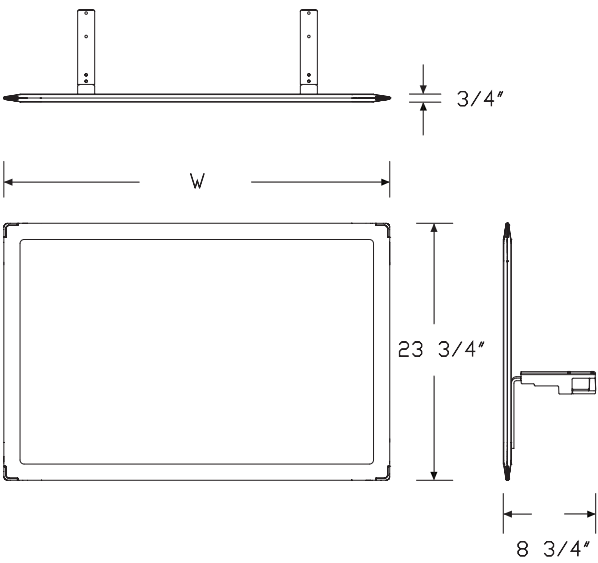


Product Information

**Description**  
This frameless tackable fabric screen provides boundary above and below a surface at the back edge of a work surface in a single-sided application or on a return surface. Attachment hardware included.

**Notes**  
Screen width does not need to match beam width.  
Extended width screens (GNSMXT.xxxxA) are available for use in 120° applications only. These screens are slightly wider than standard width screens and fill the gap created at the back corner where surfaces meet.  
Screen attaches to rear beam with brackets that are provided; no additional attachment hardware is required.  
Screen will hang approximately 9 3/4" below the surface.  
Each screen ships with an alignment clip for use between screens when placed side-by-side.  
All fabric is railroaded.  
Screen accepts Customer's Own Material (COM). Yardage is estimated for nondirectional 54"-wide fabrics.  
Width—Yardage  
36—2.66  
39—2.83  
42—3.02  
48—3.41  
54—3.78  
60—4.17  
66—4.54  
72—4.92  
For information on multiple quantities or directional fabrics, contact COM Department. See Order Information in Appendices.

Dimensions



Layout Studio® No Rail

Specification Information							
Step 1.							
<b>GN</b>							
Step 2. Type							
<b>SM</b> modesty							
Step 3. Configuration							
<b>X</b> frameless							
Step 4. Material							
<b>T.</b> tackable fabric with tapered edge							
Step 5. Height							
<b>42</b> 42" high							
<b>46</b> 46" high							
Step 6. Width							
<b>36</b> 36" wide							
<b>39</b> 39" wide							
<b>42</b> 42" wide							
<b>48</b> 48" wide							
<b>54</b> 54" wide							
<b>60</b> 60" wide							
<b>66</b> 66" wide							
<b>72</b> 72" wide							
<b>48A</b> 48" wide, for use with 120-degree corner <input type="checkbox"/>							
<b>54A</b> 54" wide, for use with 120-degree corner <input type="checkbox"/>							
<b>60A</b> 60" wide, for use with 120-degree corner <input type="checkbox"/>							
Prices for Steps 1-6.							
		<b>36</b>	<b>39</b>	<b>42</b>	<b>48</b>	<b>54</b>	<b>60</b>
<b>GNSMXT. 42</b>		\$928	984	1016	1058	1116	1175
<b>46</b>		\$951	1009	1037	1079	1144	1209
			<b>66</b>	<b>72</b>	<b>48A</b>	<b>54A</b>	<b>60A</b>
<b>GNSMXT. 42</b>		\$1243	1296	1058	1116	1175	
<b>46</b>		\$1268	1331	1079	1144	1209	
Step 7. Paint Finish							
Metallic Paint							
<b>613</b> silver (CP) +\$0							
Sand Texture Paint							
<b>BK</b> black +\$0							

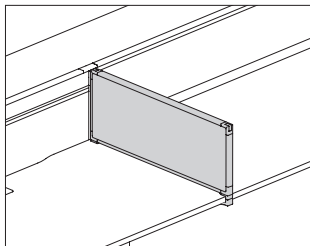
Smooth Paint		
<b>91</b>	white (CP)	+\$0
<b>98</b>	studio white (CP)	+\$0
<b>G1</b>	graphite (CP)	+\$0
<b>UBK</b>	ultra black (CP)	+\$0

Step 8. Surface Finish		
<i>See application chart and textiles list for fabric usage and numbers. First 2 digits of number indicate fabric line; remaining digit(s) indicate fabric color.</i>		

<i>For 36" wide (36), 39" wide (39), or 42" wide (42)</i>		
Price Category 1		+\$0
Price Category 2		+\$26
Price Category 3		+\$64
Price Category 5		+\$155
Price Category B		+\$55
Price Category C		+\$84

<i>For 48" wide (48), 54" wide (54), 60" wide (60), 48" wide, for use with 120-degree corner (48A), 54" wide, for use with 120-degree corner (54A), or 60" wide, for use with 120-degree corner (60A)</i>		
Price Category 1		+\$0
Price Category 2		+\$35
Price Category 3		+\$84
Price Category 5		+\$205
Price Category B		+\$72
Price Category C		+\$84

<i>For 66" wide (66) or 72" wide (72)</i>		
Price Category 1		+\$0
Price Category 2		+\$44
Price Category 3		+\$107
Price Category 5		+\$265
Price Category B		+\$160
Price Category C		+\$90



### Product Information

#### Description

This fabric screen provides boundary between people seated side-by-side and attaches to the front edge of a squared-edge Layout Studio surface. It is tackable and has a painted metal frame.

#### Notes

Screen can be placed anywhere along front edge of a surface except on top of a desk end leg.

Screen width aligns with the depth of a work surface with flash gap.

Screen attaches to front edge of a work surface with a bracket. Order delineation screen attachment bracket (GNSC.) separately.

Order connector finishing kit (GNSE.) separately.

All fabric is railroaded.

Screen accepts Customer's Own Material (COM). Yardage is estimated for nondirectional 54"-wide fabrics.

#### Width—Yardage

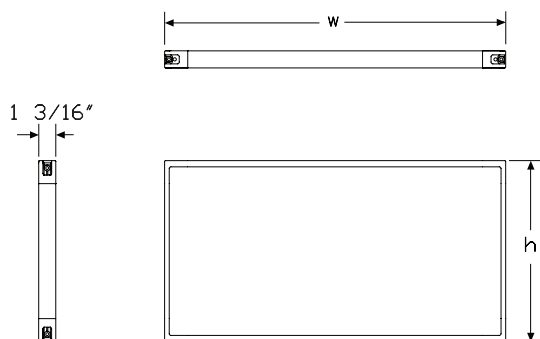
24—0.84

30—1.00

36—1.19

For information on multiple quantities or directional fabrics, contact COM Department. See Order Information in Appendices.

### Dimensions



### Specification Information

#### Step 1.

**GN**

#### Step 2. Type

**SP** delineation

#### Step 3. Configuration

**N** non hanging

#### Step 4. Material

**T.** tackable fabric

#### Step 5. Height

**42** 42" high

**46** 46" high

#### Step 6. Width

**24** 24" wide

**30** 30" wide

**36** 36" wide

#### Prices for Steps 1-6.

	<b>24</b>	<b>30</b>	<b>36</b>
<b>GNSPNT. 42</b>	\$387	454	516
<b>46</b>	\$406	477	536

#### Step 7. Trim Finish

##### Metallic Paint

**613** silver (CP) +\$0

##### Sand Texture Paint

**BK** black +\$0

**UBK** ultra black (CP) +\$0

##### Smooth Paint

**91** white (CP) +\$0

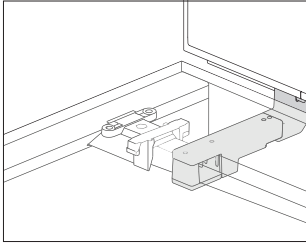
**98** studio white (CP) +\$0

**G1** graphite (CP) +\$0

Step 8. Surface Finish	
<i>See application chart and textiles list for fabric usage and numbers. First 2 digits of number indicate fabric line; remaining digit(s) indicate fabric color.</i>	
Price Category 1	+\$0
Price Category 2	+\$10
Price Category 3	+\$22
Price Category 5	+\$65

## Screen Brackets

GNSA.  
GNSB.  
GNSC.



### Product Information

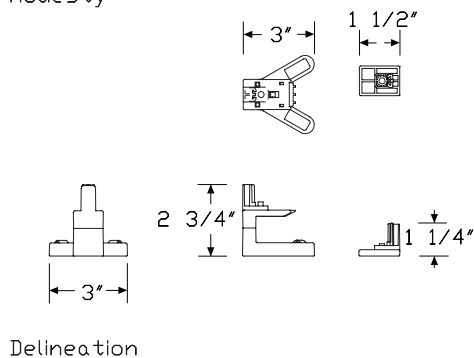
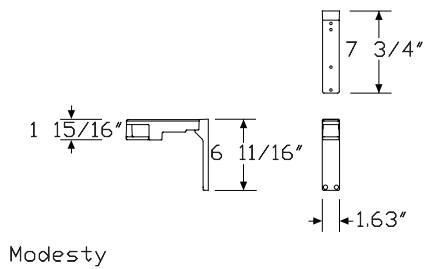
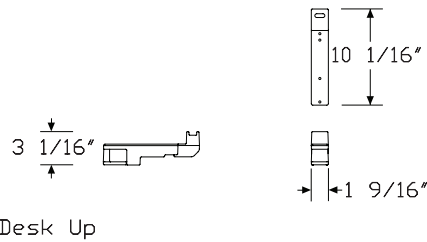
#### Description

These brackets provide the attachment for the desk up, modesty, and delineation screens.

#### Notes

Specify 1 package for each screen.

#### Dimensions



### Specification Information

#### Step 1.

#### GNS

#### Step 2. Type

- A. desk up
- B. modesty
- C. delineation

#### Prices for Steps 1-2.

<b>GNSA.</b>	\$153
<b>GNSB.</b>	\$246
<b>GNSC.</b>	\$73

#### Step 3. Finish

#### Metallic Paint

<b>613</b>	silver (CP)	+\$0
------------	-------------	------

#### Sand Texture Paint

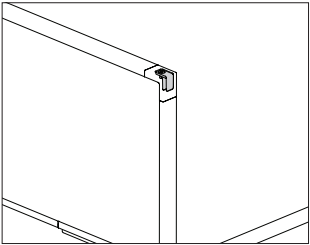
<b>BK</b>	black	+\$0
<b>UBK</b>	ultra black (CP)	+\$0

#### Smooth Paint

<b>91</b>	white (CP)	+\$0
<b>98</b>	studio white (CP)	+\$0
<b>G1</b>	graphite (CP)	+\$0

Screen Connectors

GNSE.  
GNSH.  
GNSJ.



Product Information

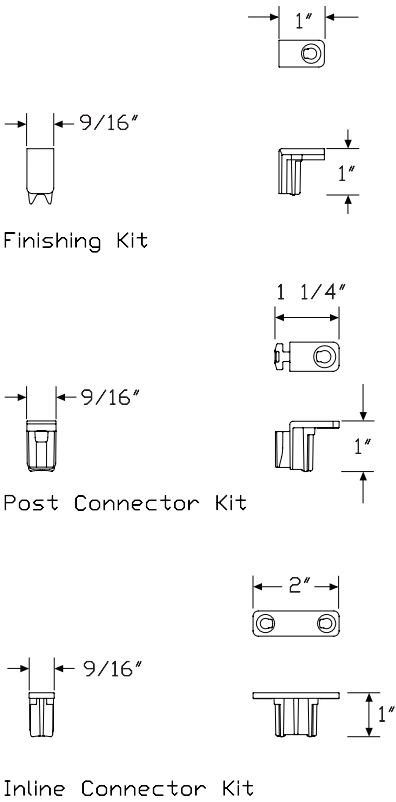
Description

These connectors finish the exposed corners of a screen. Quantity of 2.

Notes

- Specify the finishing kit (GNSE.) to finish the corner of a screen when not connecting to another screen or corner post.
- Specify the in-line connector kit (GNSH.) where 2 screens meet.
- Specify the post connector kit (GNSJ.) when connecting a screen to a corner post.
- When using desk up screens, appropriate kits must be specified for the top of the screen only.
- Modesty screens require kits for the top and bottom of the screen.

Dimensions



Specification Information

Step 1.

GN

Step 2. Type

- SE. finishing kit
- SH. inline connector kit
- SJ. post connector kit

Prices for Steps 1-2.

GNSE.	\$24
GNSH.	\$25
GNSJ.	\$23

Step 3. Trim Finish

Metallic Paint

613	silver (CP)	+\$0
-----	-------------	------

Sand Texture Paint

BK	black	+\$0
UBK	ultra black (CP)	+\$0

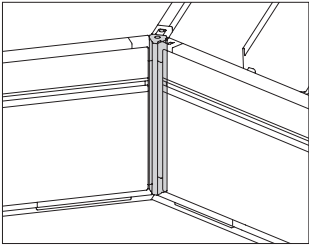
Smooth Paint

91	white (CP)	+\$0
98	studio white (CP)	+\$0
G1	graphite (CP)	+\$0

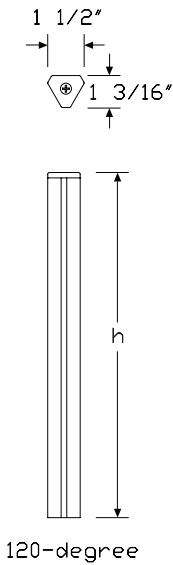


Corner Post

GNSND.  
GNSNM.

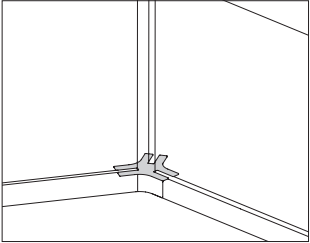


Product Information
Description
This corner post fills the open space created when screens come together at 120°.
Notes
Specify corner post to match height of attaching screens.
Dimensions



Specification Information
Step 1.
GN
Step 2. Type
SN 120°
Step 3. Configuration
D. desk up
M. modesty
Step 4. Height
42 42" high
46 46" high
Prices for Steps 1-4.
GNSND. 42 \$50
46 \$61
GNSNM. 42 \$67
46 \$75
Step 5. Trim Finish
613 silver (CP) +\$0
91 white (CP) +\$0
G1 graphite (CP) +\$0

Layout Studio® No Rail

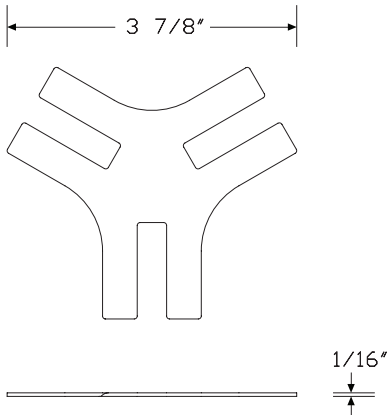


Product Information

Description

This trim piece fills the gap between 3 frameless glass screens in a 120° corner application.

Dimensions



Specification Information

Step 1.

GN

Step 2. Type

SX.

frameless screen filler for 120-degree applications

Step 3. Application

A

1/4" glass

B

3/8" glass

Prices for Steps 1-3.

GNSX.	A	\$21
	B	\$21

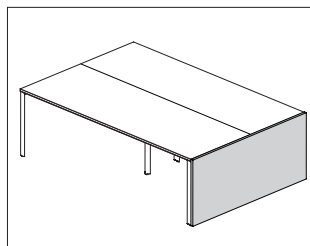
Step 4. Trim Finish

Metallic Paint

613	silver (CP)	+\$0
-----	-------------	------

Sand Texture Paint

91	white (CP)	+\$0
98	studio white (CP)	+\$0
BK	black	+\$0
G1	graphite (CP)	+\$0
UBK	ultra black (CP)	+\$0



### Product Information

#### Description

This gallery panel attaches to an Engage desk end leg. It has a laminate surface with thermoplastic edge, laminate surface with a thermoplastic backed plywood edge, or veneer surface and edge. Attachment hardware included.

#### Notes

Top of 29"-high panel aligns with top of a primary surface; top of 42"- and 46"-high panels align with top of a desk up or modesty screen.

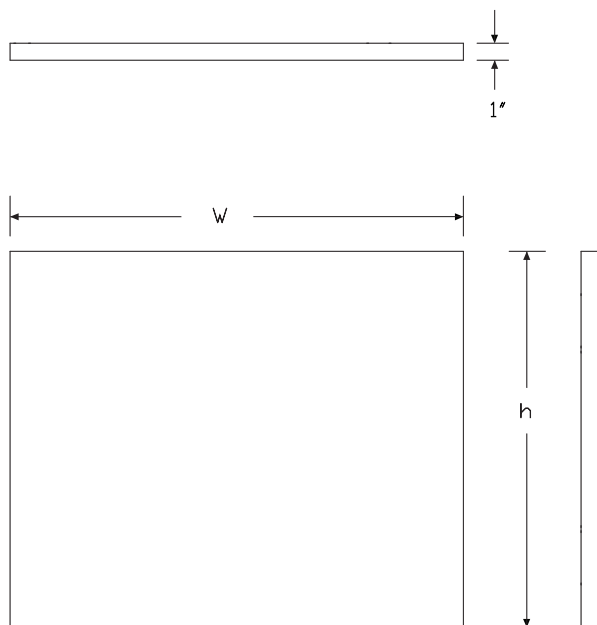
All gallery panels are nonhanded. 24"- and 30"-wide panels will work on both right-hand and left-hand single desk end legs.

Grain direction is vertical on veneer, wood-grain and directional laminates for 24"-60" widths.

Wood-grain and directional laminates are not available on 72"-wide gallery panels and are not a recommended application when using ZZ open line wood-grain or directional laminates.

For additional sizes, see Vary Easy Program in appendices.

#### Dimensions



### Specification Information

#### Step 1.

**GN**

#### Step 2. Type

**ST** gallery panel

#### Step 3. Configuration

**A.** leg-attached

#### Step 4. Height

**29** 29" high

**42** 42" high

**46** 46" high

#### Step 5. Width

**24** 24" wide

**30** 30" wide

**36** 36" wide

**48** 48" wide

**60** 60" wide

**72** 72" wide

#### Step 6. Surface Material

**L** high-pressure laminate top/thermoplastic edge

**W** veneer

#### Prices for Steps 1-6.

		<b>L</b>	<b>W</b>
<b>GNSTA. 29</b>	<b>24</b>	\$337	732
	<b>30</b>	\$372	806
	<b>36</b>	\$403	875
	<b>48</b>	\$522	1142
	<b>60</b>	\$645	1413
	<b>72</b>	\$769	1685
<b>42</b>	<b>24</b>	\$396	863
	<b>30</b>	\$423	925
	<b>36</b>	\$466	1017
	<b>48</b>	\$629	1371
	<b>60</b>	\$775	1699
	<b>72</b>	\$927	2025
<b>46</b>	<b>24</b>	\$406	882
	<b>30</b>	\$437	956
	<b>36</b>	\$499	1090
	<b>48</b>	\$654	1433
	<b>60</b>	\$814	1782
	<b>72</b>	\$969	2126

## Gallery Panel, Leg-Attached *continued*

Layout Studio® No Rail

### Step 7. Surface Finish

For 24" wide (24), 30" wide (30), 36" wide (36), 48" wide (48), or 60" wide (60)  
with high-pressure laminate top/thermoplastic edge (L)

125	natural maple (CP)	+\$0
126	natural cherry (CP)	+\$0
127	walnut (CP)	+\$0
139	light ash (CP)	+\$0
140	warm ash (CP)	+\$0
76	light brown walnut	+\$0
91	white (CP)	+\$0
98	studio white (CP)	+\$0
8Q	folkstone grey (CP)	+\$0
CL	cool grey neutral	+\$0
HF	inner tone light	+\$0
HP	light anigre	+\$0
LBA	clear on ash (CP)	+\$0
LBR	phantom ecru	+\$0
LBS	phantom cocoa	+\$0
LBU	medium matte walnut (CP)	+\$0
LBV	warm grey teak	+\$0
LBB	oak on ash (CP)	+\$0
LBC	walnut on ash (CP)	+\$0
LBF	neutral twill	+\$0
LBJ	graphite twill	+\$0
LBQ	white twill	+\$0
LU	soft white	+\$0
WL	warm stone (CP)	+\$0
WN	warm grey neutral	+\$0

### Wood Veneer

For veneer (W)

2U	light brown walnut	+\$55
40	dark brown walnut	+\$55
ET	clear on ash	+\$55
EU	oak on ash	+\$55
EV	walnut on ash	+\$55

### Solid-Color Laminate Top/Thermoplastic Edge

For 72" wide (72) with high-pressure laminate top/thermoplastic edge (L)

8Q	folkstone grey (CP)	+\$0
91	white (CP)	+\$0
98	studio white (CP)	+\$0
WL	warm stone (CP)	+\$0
WN	warm grey neutral	+\$0

### Step 8. Bracket Finish

#### Metallic Paint

613	silver (CP)	+\$0
-----	-------------	------

#### Sand Texture Paint

91	white (CP)	+\$0
98	studio white (CP)	+\$0
BK	black	+\$0
G1	graphite (CP)	+\$0
UBK	ultra black (CP)	+\$0

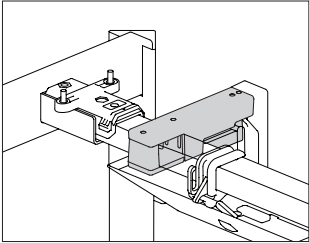
### Step 9. Edge Finish

For 24" wide (24), 30" wide (30), 36" wide (36), 48" wide (48),  
60" wide (60), or 72" wide (72) with high-pressure laminate top/  
thermoplastic edge (L)

125	natural maple (CP)	+\$0
126	natural cherry (CP)	+\$0
127	walnut (CP)	+\$0
139	light ash (CP)	+\$0
140	warm ash (CP)	+\$0
G1	graphite (CP)	+\$0
76	light brown walnut	+\$0
8Q	folkstone grey (CP)	+\$0
91	white (CP)	+\$0
98	studio white (CP)	+\$0
CL	cool grey neutral	+\$0
HF	inner tone light	+\$0
HP	light anigre	+\$0
LBA	clear on ash (CP)	+\$0
LBR	phantom ecru	+\$0
LBS	phantom cocoa	+\$0
LBU	medium matte walnut (CP)	+\$0
LBV	warm grey teak	+\$0
LBB	oak on ash (CP)	+\$0
LBC	walnut on ash (CP)	+\$0
LBF	neutral twill	+\$0
LBJ	graphite twill	+\$0
LBQ	white twill	+\$0
LU	soft white	+\$0
WL	warm stone (CP)	+\$0
WN	warm grey neutral	+\$0

Generic Beam Clamp

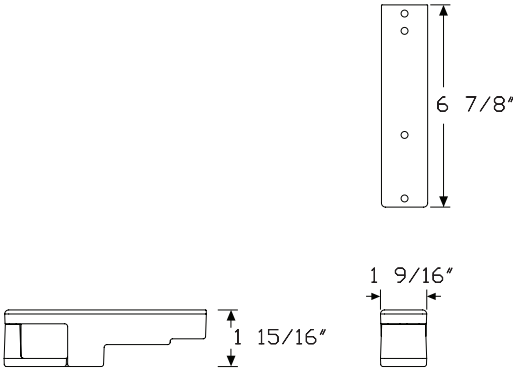
GNSG.



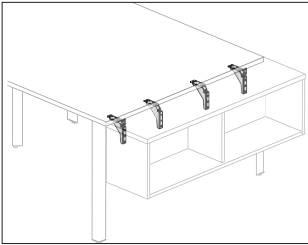
Product Information
Description
These beam clamps are used to attach a single-sided cable management tray.
Notes
If screens are being used, generic beam clamps are not required.
Specified as a single clamp. Order 2 for each cable management tray.
Dimensions

Specification Information
Step 1.
GNSG.
\$52

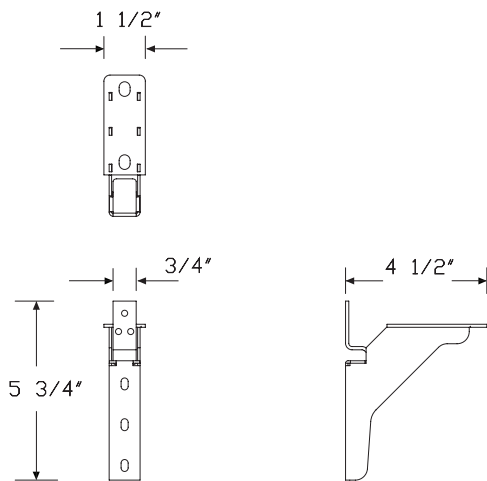
Layout Studio® No Rail



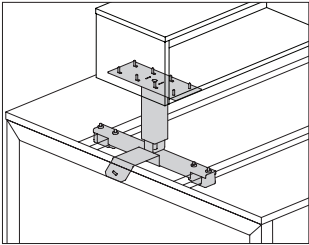
Suspended End Cubby Hardware KitLSH.



Product Information
Description
This hardware kit attaches a suspended end cubby to the outside of a Layout Studio® double desk end leg.
Notes
Order suspended end cubby (L2ES.B) separately. See Tu Wood Planning Guide for specific guidelines.
Dimensions

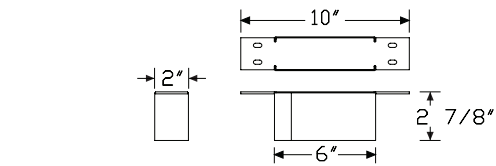


Specification Information
Step 1.
LSH. <input type="checkbox"/>
Step 2. Application
B      suspended below surface <input type="checkbox"/>
Prices for Steps 1-2.
LSH.    B <span style="float:right">\$491</span>
Step 3. Finish
Metallic Paint
613    silver (CP) <input type="checkbox"/> <span style="float:right">+\$0</span>
SNA    satin aluminum <input type="checkbox"/> <span style="float:right">+\$10</span>
SNB    satin bronze <input type="checkbox"/> <span style="float:right">+\$10</span>
SNC    satin carbon <input type="checkbox"/> <span style="float:right">+\$10</span>
Sand Texture Paint
91      white (CP) <input type="checkbox"/> <span style="float:right">+\$0</span>
BK      black <input type="checkbox"/> <span style="float:right">+\$0</span>
G1      graphite (CP) <input type="checkbox"/> <span style="float:right">+\$0</span>
UBK    ultra black (CP) <input type="checkbox"/> <span style="float:right">+\$0</span>
Smooth Paint
98      studio white (CP) <input type="checkbox"/> <span style="float:right">+\$0</span>

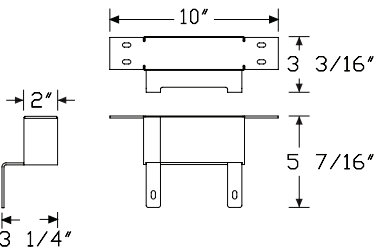


Product Information
Description
These stanchions elevate and support the laminate work surface cubby, individual cubby, and shared cubby. The shared mount kit has 1 shared stanchion, and the other kits have 2 stanchions. Attachment hardware included.
Notes
Specify cubby separately.
For use with laminate work surface cubby (L2WC.), specify work surface mounted stanchion (LSS.WS).
For use with individual cubby (L2EC.), specify credenza/work surface mounted stanchion (LSS.CD). The tall outbound stanchion has 1" of adjustability.
The inbound stanchion included in each kit attaches to the underside of the work surface.
For use in Layout Studio® non-rail applications, specify end mount kit (LSS.SE) and the correct number of shared mount kits (LSS.SM) for the number of cubbies to be used.
See Tu Wood Planning Guide for specific guidelines.

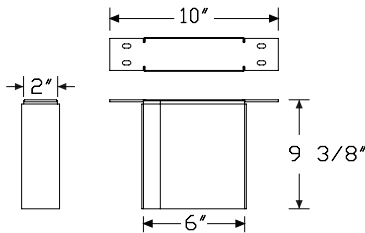
Dimensions



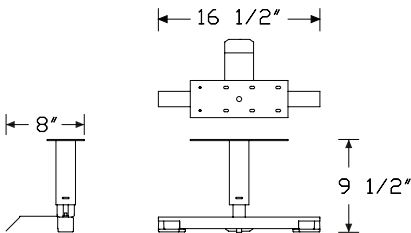
work surface stanchion



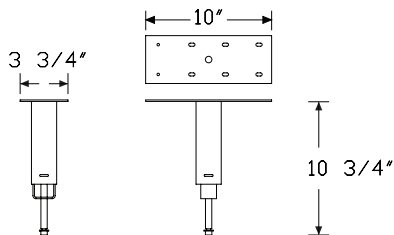
attached stanchion



credenza stanchion



end mount for layout studio



shared mount for layout studio

Layout Studio® No Rail

Specification Information

Step 1.

LSS.

Step 2. Width

SM	shared mount for layout studio
WS	work surface mounted
CD	credenza/work surface mounted
SE	end mount for layout studio

Prices for Steps 1-2.

LSS.	SM	\$433
	WS	\$486
	CD	\$581
	SE	\$978

Step 3. Finish

Metallic Paint

613	silver (CP)	+\$0
SNA	satin aluminum	+\$10
SNB	satin bronze	+\$10
SNC	satin carbon	+\$10

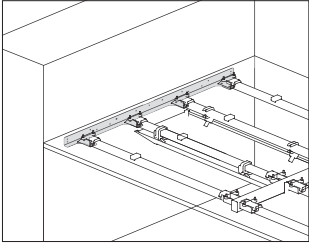
Sand Texture Paint

91	white (CP)	+\$0
BK	black	+\$0
G1	graphite (CP)	+\$0
UBK	ultra black (CP)	+\$0



Storage Attachment Kit, End Leg

L2SL.



Product Information

Description

This hardware kit attaches Layout Studio® beams to a Tu® Wood end-of-run storage unit to allow the storage unit to replace a Layout Studio double end leg. The kit is available for use with a 48"-wide or a 60"-wide freestanding storage case. Finish is cool grey neutral.

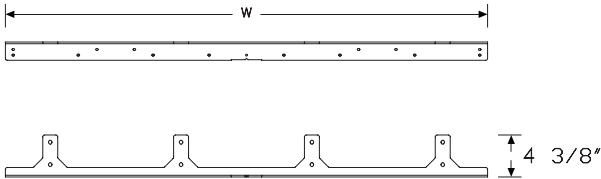
Notes

To replace a Layout Studio double leg with a storage unit, order a Tu Wood end-of-run cabinet (L2ER.) separately.

Specify storage base option to match base option on storage unit.

See Tu Wood Planning Guide for specific guidelines.

Dimensions



Specification Information

Step 1.

L2SL. ☐

Step 2. Depth

48 48" double end leg ☐

60 60" double end leg ☐

Prices for Steps 1-2.

L2SL. 48 \$464

60 \$499

Step 3. Storage Base Option

1 base ☐ +\$0

3 base with fronts to floor ☐ +\$0

5 foot ☐ +\$0

9 c-foot ☐ +\$0

Layout Studio® No Rail



## Index by Product Name

Layout Studio®	
Access Door	page(s) 13, 65
Beams, 120°	64
Beams, Meeting End	12, 63
Beams, Rectangular Primary	11, 60
Beams, Rectangular Return	61
Block Connector, 4-Circuit	17, 69
Cable Management Clips, Double Tray	26, 78
Corner Post	109
Data Module	25, 77
Duplex Receptacle, 4-Circuit	20, 72
Engage Leg, Asymmetrical Desk End, Double	6, 54
Engage Leg, Back-to-Back Bracing Leg	57
Engage Leg, Back-to-Back Bracing Leg, Performance Rail	8
Engage Leg, Corner Leg	56
Engage Leg, Desk End, Double	5, 52
Engage Leg, Desk End, Double, Meeting End	7, 55
Engage Leg, Desk End, Single	51
Engage Leg, Intermediate Desk	53
Engage Leg, Intermediate Standing	10, 59
Engage Leg, Standing End, Double	9, 58
Flat Edge Screen, Desk Up, Performance Rail	36
Framed Screen, Delineation	105
Framed Screen, Desk Up	99
Frameless Glass Screen Filler Kit	110
Gallery Panel, Leg-Attached	37, 111
Generic Beam Clamp	113
Glass Screen, Desk Up, Frameless	101
Hardware Pack, Fixed Surfaces	34, 95
Hardware Pack, Quick Release Attachment	35, 96
Harness Cover	19, 71
Individual Cubby	39
Junction Block, 4-Circuit	15, 67
Junction Block Attachment Bracket	66
Junction Block Attachment Bracket, Performance Rail	14
Junction Block-to-Junction Block Jumper	18, 70
Meeting End, Rectangular	32, 90
Pari Screen, Desk Up	97
Pari Screen, Modesty	103
Power Entry, 4-Circuit	21, 73
Power Entry, 4-Circuit, New York City	22, 74
Primary Work Surface, 120°	92
Primary Work Surface, Rectangular	80
Primary Work Surface, Rectangular, Performance Rail	28
Project Table, Rectangular	88
Return Leg Beam Replacement Kit	62
Return Work Surface, Rectangular	86

Screen Brackets	107
Screen Connectors	108
Shared Cubby	41
Stanchion Kit	48, 115
Stanchion Kit, Performance Rail	45
Storage Attachment Kit, End Leg	50, 117
Suspended End Cubby	43
Suspended End Cubby Hardware Kit	47, 114
Umbilical Riser, Fixed Height	27, 79
Wire Management Tray	23, 75

Index: Product Name



## Index by Product Number

GN1351 Power Entry, 4-Circuit	page(s) 21, 73
GN1352 Power Entry, 4-Circuit, New York City	22, 74
GN1353 Junction Block-to-Junction Block Jumper	18, 70
GN1354 Block Connector, 4-Circuit	17, 69
GN1355 Duplex Receptacle, 4-Circuit	20, 72
GN1358 Junction Block, 4-Circuit	15, 67
GNBA. Beams, Rectangular Return	61
GNBB.	
GNBD. Return Leg Beam Replacement Kit	62
GNBF. Beams, 120°	64
GNBG.	
GNBM. Beams, Meeting End	12, 63
GNBR. Beams, Rectangular Primary	11, 60
GNHDA. Hardware Pack, Quick Release Attachment	35, 96
GNHDF. Hardware Pack, Fixed Surfaces	34, 95
GNHOF.	
GNHPA. Hardware Pack, Quick Release Attachment	35, 96
GNHPF. Hardware Pack, Fixed Surfaces	34, 95
GNHSF.	
GNLFAL Engage Leg, Asymmetrical Desk End, Double	6, 54
GNLFAR	
GNLFBN Engage Leg, Back-to-Back Bracing Leg	57
GNLFBN Engage Leg, Back-to-Back Bracing Leg, Performance Rail	8
GNLFCN Engage Leg, Corner Leg	56
GNLFEL Engage Leg, Desk End, Single	51
GNLFEN Engage Leg, Desk End, Double	5, 52
GNLFER Engage Leg, Desk End, Single	51
GNLFPN Engage Leg, Desk End, Double, Meeting End	7, 55
GNLFSN Engage Leg, Intermediate Desk	53
GNLSEN Engage Leg, Standing End, Double	9, 58
GNLSSN Engage Leg, Intermediate Standing	10, 59
GNPA. Junction Block Attachment Bracket	66
GNPA. Junction Block Attachment Bracket, Performance Rail	14
GNPD. Access Door	13, 65
GNPH. Harness Cover	19, 71
GNSA. Screen Brackets	107
GNSB.	
GNSC.	
GNSDNT Framed Screen, Desk Up	99
GNSDRS Flat Edge Screen, Desk Up, Performance Rail	36
GNSDXG Glass Screen, Desk Up, Frameless	101
GNSDXT Pari Screen, Desk Up	97
GNSE. Screen Connectors	108
GNSG. Generic Beam Clamp	113
GNSH. Screen Connectors	108
GNSJ.	
GNSMXT Pari Screen, Modesty	103

GNSND. Corner Post	109
GNSNM.	
GNSPNT Framed Screen, Delineation	105
GNSTA. Gallery Panel, Leg-Attached	37, 111
GNSX. Frameless Glass Screen Filler Kit	110
GNTAD. Primary Work Surface, 120°	92
GNTAF.	
GNTAG.	
GNTAN.	
GNTDG. Meeting End, Rectangular	32, 90
GNTDN.	
GNTPA. Project Table, Rectangular	88
GNTPN.	
GNTRD. Primary Work Surface, Rectangular	80
GNTRF.	
GNTRG.	
GNTRN.	
GNTRR. Primary Worksurface, Rectangular, Performance Rail	28
GNTSN. Return Work Surface, Rectangular	86
GNWC. Cable Management Clips, Double Tray	26, 78
GNWD. Wire Management Tray	23, 75
GNWF. Umbilical Riser, Fixed Height	27, 79
GNWG.	
GNWM. Data Module	25, 77
GNWS. Wire Management Tray	23, 75
L2EC. Individual Cubby	39
L2ES. Suspended End Cubby	43
L2EY. Shared Cubby	41
L2SL. Storage Attachment Kit, End Leg	50, 117
L2SS. Stanchion Kit, Performance Rail	45
LSH. Suspended End Cubby Hardware Kit	47, 114
LSS. Stanchion Kit	48, 115





## 20-Day or Less/Assigned Lead-Time Order Information

GSA

### 20-Day or Less and Assigned Lead-Time Programs

20-day or less and assigned lead-time products are designed for established Herman Miller dealers with pre-approved credit.

Products are distributed from multiple manufacturing facilities across the United States. All products and options not designated by an Assigned Lead-Time icon  will ship in 20 business days or less after being acknowledged by Herman Miller. Products and options designated by an  are on the assigned lead-time program and will ship in 20 days, less than 20 days, or more than 20 days from order acknowledgement.

### Ordering Procedure

Please place orders through Order Manager. If this is not available to you, place orders through mail or fax. Verbal purchase orders will not be accepted.

Order Entry fax number for Meridian® Filing and Storage:

(616) 846 9236.

Order Entry fax number for all other products:

(616) 654 3085.

For more information, contact your Customer Care representative at:

(866) 854 3048 ext 3400.

### Shipments and Delivery

Per Herman Miller Terms and Conditions.

### Changes and Cancellation

Per Herman Miller Terms and Conditions.





# Stain-to-Match Program

GSA

## Stain-to-Match Program

### Program Overview

The Stain-to-Match program gives you the option of using veneer finishes that are not listed in the standard offering. The program allows Herman Miller to match a customer's existing recut or natural veneer, or create a new finish that is unique to an installation.

Specific information on approval, ordering, pricing, and warranty for the Stain-to-Match program is listed below. Questions and requests for assistance may be directed to Herman Miller Options at:

(800) 654 3910

### Ordering Products with Stain-to-Match Veneers

1. Fill out the Options Stain-to-Match Request Form and send along with a color sample (2" x 3" minimum) to the Herman Miller Options Applications Team at the address provided on the form. The form can be found on Omni.
2. Within 7-10 working days, Herman Miller Options will send a sample of the color-matched stain on Herman Miller veneer to the requester for the customer's signed approval.
3. If the sample meets the customer's approval, sign the reverse side of the sample, scan and email the approval to: [options@hermanmiller.com](mailto:options@hermanmiller.com).
4. After the stain has been approved, a formal quotation with special number and pricing can be provided, or the product can be specified through the Vary Easy program, if available. Work with the Options team on final product needs and how to specify.
5. A purchase order can then be placed.

## Stain-to-Match Warranty

Herman Miller warrants its products to be free from defects in craftsmanship from the date of delivery for the applicable warranty period. Herman Miller is responsible for the physical properties of the veneers available through the Stain-to-Match program, which include:

- STA: Stain-to-Match on Recut Ash
- STC: Stain-to-Match on Cherry
- STD: Stain-to-Match on Oak
- STK: Stain-to-Match on Reltech Anigre (Geiger)
- STP: Stain-to-Match on Maple
- STU: Stain-to-Match on Walnut (Geiger)

See your specification tool for product specific finish offering limitations.



# Customer's Own Material Order Information — Workspaces

GSA

## Customer's Own Material

### Program Overview

The Customer's Own Material (COM) program gives you the option of using textiles other than those listed. Herman Miller will test textiles for application to Herman Miller products and will process orders for those with approved COM textiles only. COM textiles are on assigned lead times.

Omni lists an overview of fabrics that have been tested and indicates whether or not they were approved for application to Herman Miller products.

Specific information on the terms and conditions, testing, approval, and ordering process for COM is listed below. Questions about the COM program and requests for assistance may be directed to your COM representative at:

(616) 654 3400

(866) 854 3048 ext 6543400

### Customer's Own Material Warranty

Herman Miller does not warrant COM textiles. COM textiles are tested for application only; they are not tested for performance. The Herman Miller warranty does apply to the underlying products.

Suppliers of COM textiles are responsible for color consistency within commercial tolerances, UV stability, and resistance to soiling and perspiration.

### Customer's Own Material Pricing

COM is a Category 1 fabric. There are no application charges for COM fabrics.

Ordering and payment for COM textile yardage are the responsibility of the customer and the textile supplier.

If desired, Herman Miller will purchase COM textiles directly from Maharam, Camira, C.F. Stinson, Guilford of Maine, Luna Textiles, Momentum Textiles and Ultrafabrics to simplify ordering and shipment. For this service, refer to the Supplier Connection program.

### Application Note

Herman Miller does not guarantee that Customer's Own Material (COM) fabric patterns will align across panels/tiles or from one screen to the next. We also do not guarantee that COM fabric designs will be positioned consistently in the same location across several panels, tiles, or screens.

### Textile Approval

1. Select a COM textile and a Herman Miller product.
2. If your textile does not show as tested in Omni, submit a request. You will be required to select a specific color of the textile and feature of the product to test, i.e., seat, back, etc.
3. Herman Miller will notify you of approval or disapproval within 4 days from receipt of the test yardage.

Customer’s Own Material  
Order Information —  
Workspaces

continued

GSA

Ordering Products with COM

1. Refer to the specific products to determine the yardage required for COM textiles.  
*Note: Yardage requirements are based on nondirectional, 54"-wide textiles. 66"-wide textiles are needed for application on 60"-wide products. Additional yardage may be needed due to the unique characteristics of a textile.*
2. Obtain the COM ID# in Omni. If the color you are ordering does not have a COM ID# assigned, click "Create ID".
3. Enter your order on Order Manager in Omni.
4. Upon receipt of your purchase order, Herman Miller will send you a PO acknowledgment.
5. Arrangements must be made for the textiles to be shipped from the supplier to Herman Miller for application to the Herman Miller products. Textiles must be tagged with the assigned identification number and the roll yardage quantity. See Omni for shipping procedures and current shipping addresses or contact a COM representative at (616) 654 3400 or (866) 854 3048 ext 6543400.  
Products will be scheduled for production when COM textiles are received at Herman Miller. Standard lead times in effect at that time will apply.

*Note: If textiles are to be purchased directly by Herman Miller through the Supplier Connection program, Herman Miller will handle the ordering and shipping process and will schedule your order for production upon receipt of your purchase order (dependent on textile availability). Refer to the Supplier Connection program for more information.*

Supplier Connection

Program Overview

The Supplier Connection program is a service offered by Herman Miller to purchase approved COM textiles directly from Maharam, Camira, C.F. Stinson, Guilford of Maine, Luna Textiles, Momentum Textiles and Ultrafabrics. When you select a textile through this program, Herman Miller will facilitate the ordering, scheduling, and shipment of the textile directly with the supplier.

Suppliers included in the Supplier Connection program keep an active inventory of textiles that are pre-approved for application to Herman Miller products. Pre-approval applies only to the suitability of a textile for manufacturing and application to a Herman Miller product. Omni provides an overview of fabrics that have been tested and indicates whether or not they were approved for application to Herman Miller products.

Specific information on the terms and conditions, testing, approval, and ordering process for the Supplier Connection program is listed below. Questions and requests for assistance may be directed to your COM representative at:

(616) 654 3400  
(866) 854 3048 ext 6543400

Supplier Connection Warranty

Textiles purchased by Herman Miller through the Supplier Connection program are COM and are not warranted by Herman Miller. COM textiles are tested for application only; they are not tested for performance. The Herman Miller warranty does apply to the underlying products.

Suppliers of COM textiles are responsible for color consistency within commercial tolerances, UV stability, and resistance to soiling and perspiration.

Supplier Connection Pricing

Textiles purchased by Herman Miller through the Supplier Connection program are COM. COM is a Category 1 fabric. There are no application charges for COM fabrics.

Payment for textiles purchased by Herman Miller through the Supplier Connection program is the responsibility of the customer or dealer. Herman Miller will invoice the order at the suppliers prices published at the time of the order.

# Customer's Own Material Order Information — Workspaces

*continued*

## GSA

### Textile Approval

1. Select a COM textile and a Herman Miller product.
2. If your textile does not show as tested in Omni, submit a request.  
You will be required to select a specific color of the textile and feature of the product to test, i.e., seat, back, etc.
3. Herman Miller will notify you of approval or disapproval within 4 days from receipt of the test yardage.

### Ordering Products with Supplier Connection COM

1. Identify and include the following information on your purchase order:
  - Product number and option
  - Herman Miller's COM identification number
2. Enter your order on Order Manager in Omni.
3. Upon receipt of the purchase order, Herman Miller will process your order and send you a PO acknowledgment. Herman Miller will determine the yardage required to produce your product and will order and schedule for delivery the required textile. Standard lead times in effect at the time the textile is allocated at the supplier will apply to products ordered through this program.



# Textiles Application Chart — Workspaces

## GSA

- Available

[A] Assigned lead-time textile.

[A] Maharam textiles are on assigned lead times.

See following page for exception notes.

		Action Office® Panels/Connectors	Action Office B-Style Tackboards	Action Office/Ethospace E-Style Storage	Ethospace Tiles/Connectors	Ethospace/Canvas Office Landscape® Privacy Doors	Canvas Tiles/Extended Width Tiles/Channel Tiles	Canvas B-/E-Style Storage	Canvas Tackboards	Canvas Metal Desk Hutch Back Panel	Canvas Vista™ Movable Insert and Display Unit	OE1 Boundary Agile Wall Tile	OE1 Boundary Project Board and Screens	OE1 Nook Liner/Felt Screen Liner/Storage Trolley Liner	Overlay™ Performance Wall Cladding	Pari™ Screens/Flat Edge Screens/Channel Screens	Renew™ Link Screens	Exclave® Tackable Boards and Stowage Tackable Backdrop	Exclave Video-Friendly Tackable Boards and Stowage Tackable Backdrop	Personal Side Screen	Tu® Wood Storage Cubby Tackboard	Seating
Price Category 1																						
COM	Customer's Own Material <a href="#">A</a>	1	1	1	1	1	1	1	1	1	1	1	1	1	1	1	1	1		1	1	1
2V__	Chain	•	•	•	•	•	22	•	•	•	•	•	•	•	•	•	•	•			•	
8T__	Crossing (85__)	2	2	•	•	•	•	2	•	•	•	•	•	•	•	•	•	•	8		•	18
3DE__	Dex	6	2	•	•	•	•	2	•	•	•	•	•	•	•	•	•	•			•	
2I__	Grasscloth	•	•	•	•	•	•	•	•	•	•		•		•	•	•	•			•	
1MN__	Monologue	2	2	•	•	•	•	2	•	•	•		•		•	•	•			•	•	•
5T__	Resonance	•	•	•	•	•	•	•	•	•	•				•					•	•	
4SC__	Scatter	2	2				•		•	•	•	•	•		•	•	•	•		•	•	•
22F__	Slant	6	•		•	•	•		•	•	•				•						•	
235__	Tailored	•		•	•	•	8	•	•	•	•				•						•	•
1WS__	Whisper	2	2	•	•	•	•	2	•	•	•	•	•	•	•	•	•	•		•	•	•
Price Category 2																						
3AR__	Aristo	2	2	•	•	•	•	2	•	•	•	•	•	•	•	•	•	•		•	•	•
51__	Cord	•	•	•	•	•	•	•	•	•	•				•						•	
92__	Crepe	2	•	•	•	•	•	•	•	•	•	•			•	•		•	8	•		•
3EP__	Epic	2	2	•	•	•	•	2	•	•		•	•		•	•	•	•		•	•	•
3DP__	Hint	•	•	•	•	•	•		•	•	•	•			•	•	•	•		•	•	•
4N__	Horizon	2	2	•	•	•	•	•	•	•	•				•	•				•	•	
1HA__	Medley	2	2	•	•	•	•	•	•	•	•	•	•	•	•	•	•	•	8	•		•
4ME__	Mellow	2	2	•	•	•	•	2	•	•	•	•	•	•	•	•	•	•		•	•	•
ZMA__	Metaphor - Maharam <a href="#">A</a>	2	2	2	2	•	•	2	•		•				•		•					
811__	Muse - Maharam <a href="#">A</a>	2	2	2	•		•	2	•		•	•	•		•	•	•	•		•		
3SL__	Sequel			2				2														•
4TE__	Terra	2	2	•	•	•	•	2	•	•	•	•	•	•		•	•	•		•	•	•
3TW__	Twine	•	•	•	21	•	•	•	•	•	•	•	•	•		•	•	•		•	•	
8R__	Twist (5S__)	5	2	•	•	•	•	2	•	•	•		•		•	•	•	•		•	•	18
Price Category 3																						
43Z__	Fractal	•	•	•	•	•	•	•	•	•	•	•	•	•	•	•	•	•		•	•	•
47__	Ground Cloth®	•	•	•	•	•	•	•	•	•	•	•	•		•	•	•	•	8	•	•	
ZM2__	Meld - Maharam <a href="#">A</a>	2	2	•	•	•	•	•	•	•	•	•	•		•	•	•	•		•		
4GE__	Parcel	•	•	•	•	•	•	•	•	•	•	•	•	•	•	•	•	•		•	•	•
8W__	Strands	•	•	•	•	•	•	•	•	•			•		•	•	•			•	•	
Price Category 4																						
No fabrics available at this time.																						
Price Category 5																						
14A__	Hopsak	2	2	•	•		•	2	•	•	•	•			•			•			•	•
40G__	Method - Maharam <a href="#">A</a>	2	2	2	2	•	•	2	•	•	•	•	•		•	•	•	•		•		
ZNC__	Nico - Maharam <a href="#">A</a>	2	2	2	•	•	•	2	•	•	•	•	•		•	•	•	•		•		
Price Category 6																						
No fabrics available at this time.																						

Appendix: Textiles Application Chart — Workspaces

continued on next page

# Textiles Application Chart — Workspaces

GSA *continued*

- Available

A Assigned lead-time textile.

A Maharam textiles are on assigned lead times.

See following page for exception notes.

	Action Office® Panels/Connectors	Action Office B-Style Tackboards	Action Office/Ethospace E-Style Storage	Ethospace Tiles/Connectors	Ethospace/Canvas Office Landscape® Privacy Doors	Canvas Tiles/Extended Width Tiles/Channel Tiles	Canvas B-/E-Style Storage	Canvas Tackboards	Canvas Metal Desk Hutch Back Panel	Canvas Vista™ Movable Insert and Display Unit	OE1 Boundary Agile Wall Tile	OE1 Boundary Project Board and Screens	OE1 Nook Liner/Felt Screen Liner/Storage Trolley Liner	Overlay™ Performance Wall Cladding	Pari™ Screens/Flat Edge Screens/Channel Screens	Renew™ Link Screens	Exclave® Tackable Boards and Stowage Tackable Backdrop	Exclave Video-Friendly Tackable Boards and Stowage Tackable Backdrop	Personal Side Screen	Tu® Wood Storage Cubby Tackboard	Seating
<b>Price Category A</b>																					
No fabrics available at this time.																					
<b>Price Category B</b>																					
VM__ Medium - Maharam <span style="border: 1px solid black; padding: 0 2px;">A</span>		2			•	20	•	•	•				•								•
TL__ Messenger - Maharam <span style="border: 1px solid black; padding: 0 2px;">A</span> *		2	•	20	•	2	•	•	•				•	•							•
<b>Price Category C</b>																					
Z27__ Manner - Maharam <span style="border: 1px solid black; padding: 0 2px;">A</span>	2	2	2	•	•	2	•	•	•				•	•							
Z3__ Metric - Maharam <span style="border: 1px solid black; padding: 0 2px;">A</span>	2	2			•	•	•	•	•				•	•							
<b>Price Category D</b>																					
ZMD__ Mode - Maharam <span style="border: 1px solid black; padding: 0 2px;">A</span>	2																•				•
ZS3__ Spiral - Maharam <span style="border: 1px solid black; padding: 0 2px;">A</span>	•	•	•	•	•	•	•	•	•				•								
<b>Price Category E</b>																					
TT__ Parallel - Maharam <span style="border: 1px solid black; padding: 0 2px;">A</span>	7	•		•	•	•	17	•	•	•				•							
<b>Price Category F</b>																					
8EX__ Emit - Maharam <span style="border: 1px solid black; padding: 0 2px;">A</span>	2	2	2	•	•	•	2	•	•												
<b>Price Category G-K</b>																					
No fabrics available at this time.																					

\* Available in select colors on 20-day lead-time.

Refer to “Textile Colors” for 20-day colors.

- 1 Refer to price book appendices and Omni for COM information.
- 2 Available on all products except 54” and 60” wide.
- 3 Not available on AO partial-glazed panels.
- 4 Not available on Action Office (AO®) acoustical panels.
- 5 (8R\_\_ ), (8T\_\_ ), (85\_\_ ), and (5S\_\_ ) not available on AO acoustical panels and not available on 54”- or 60”-wide products.
- 6 Not available on Action Office (AO®) connectors, cable management, and spacers.
- 7 Not available on AO acoustical panels; not available on AO2 cable management panel face.
- 8 Available in select colors. See the “Textile Colors” appendix.
- 17 Not available on Canvas E-style flipper doors.
- 18 Available on seating products in select colors. See the “Textile Colors” appendix.
- 20 Not available on Ethospace tackable tiles.
- 21 Not available on Ethospace connectors and cable management tiles.
- 22 Not available as railroaded application option for Chain and Moire on Canvas extended width tiles.

Application Note: Herman Miller cannot guarantee material/pattern alignment in adjacent products. For example, a fabric’s pattern may not align from one screen to the next, or from one panel to the next.



# Textile Colors

## GSA

### Price Category 1

**Customer's Own Material**  
Ancillary/Seating/Workspaces  
See Order Information in  
Appendices.  
Assigned lead-time textile. A

**8Z Pellicle®**  
Seating  
For New Aeron® Chairs  
56% elastomeric  
44% polyester  
23101 Mineral  
23102 Carbon  
23103 Graphite

**AireWeave™ 2**  
Seating  
For Mirra® 2 Chairs  
67% elastomeric  
33% antimony-free polyester  
1A701 Alpine  
1A702 Slate Grey  
1A703 Graphite  
1A704 Lime Green  
1A706 Urban Orange  
1A708 Twilight

**Chain**  
Workspaces  
66" wide  
100% recycled polyester  
with 12% ocean bound plastic  
2V01 Pearl  
2V02 Oyster  
2V03 Wheat  
2V04 Linen  
2V05 Wicker  
2V06 Bamboo  
2V07 Sage  
2V08 Spring Wood  
2V09 Iceberg

**Crossing**  
Seating/Workspaces  
54" wide  
86% antimony-free polyester  
14% polyester  
8T03 Wicker \*  
8T04 Porcelain \*  
8T05 Warm Grey \*  
8T10 Tomato  
8T17 Cerulean  
8T18 Indigo  
8T19 Shale \*  
8T22 Tin \*  
8T23 Graphite  
8T24 Black

**Crossing**  
Workspaces  
For systems products only.  
54" wide  
86% antimony-free polyester  
14% polyester  
8501 Ivory \*  
8502 Oyster \*

\* Crossing colors available  
on Exclave® Video-friendly  
Tackable Boards and Stowage  
Tackable Backdrop

**Dex**  
Seating/Workspaces  
54" wide  
67% recycled polyester  
33% polyester  
3DE01 Frost  
3DE02 Silver Pine  
3DE03 Stone  
3DE04 Shale  
3DE05 Charcoal  
3DE06 Gossamer  
3DE07 Pine

**Duo**  
Seating  
For Lino™ Chairs  
52% polyester  
48% elastomeric  
4RM01 Mineral  
4RM02 Poppy  
4RM03 Green Leaf  
4RM04 Jade  
4RM05 Shadow  
4RM06 Graphite

**Flexnet™**  
Seating  
For Caper® Chairs  
69% elastomeric  
31% polyester  
6V01 Black  
6V02 Silver Grey

**Grasscloth**  
Workspaces  
66" wide  
100% recycled polyester  
with 11% ocean bound plastic  
2I01 Silver Birch  
2I02 Pampas  
2I03 Sedge  
2I07 Lea  
2I08 Taro  
2I09 Steam Grey  
2I13 Gravel

**Intercept**  
Seating  
For Cosm™ Chairs  
60% elastomeric  
40% polyester  
84501 Graphite  
84502 Carbon  
84503 Mineral  
84504 Nightfall  
84505 Glacier  
84506 Canyon

**Lyris 2™**  
Seating  
For Setu® Chairs  
74% elastomeric  
26% polyester  
4W21 Alpine  
4W23 Chartreuse  
4W25 Berry Blue  
4W26 Slate Grey  
4W28 Chino  
4W31 Graphite

**Monologue**  
Ancillary/Seating/Workspaces  
54" wide  
56% recycled polyester  
44% polyester  
1MN01 Linen  
1MN02 Alabaster  
1MN04 Folkstone  
1MN05 Silver Pine  
1MN06 Slate  
1MN07 Seed  
1MN09 Persimmon  
1MN11 Meadow  
1MN12 Blue Sky  
1MN13 Blue Spruce  
1MN14 Deep Sea

Price category 1 continued on  
next page

# Textile Colors

continued  
GSA

## Price Category 1 continued

Appendix: Textile Colors

Resonance	
Workspaces	
66" wide	
100% polyester	
5T04	Greige
5T05	Porcelain
5T06	Alabaster
5T15	Iris
5T28	Sugar
5T47	Tobacco
5T54	Saltbush
5T57	Seed
5T58	Sepia
5T60	Iceberg
5T65	Red
5T68	Pistachio
5T71	Jade
5T72	Blue Green
5T74	Twilight

Ripple 3D Knit	
Seating	
Available only on Zeph® Chairs.	
knit to size	
99% recycled polyester	
1% lycra	
5H201	Black
5H202	Carbon
5H203	Alpine
5H204	Silt
5H205	Tea Rose
5H206	Cocoa
5H207	Persimmon
5H208	Blaze
5H209	Cayenne
5H210	Falcon
5H211	Mustard Seed
5H212	Patina
5H213	Olive
5H214	Moss
5H215	Aloe
5H216	Glacier
5H217	Ultramarine
5H218	Nightfall
5H219	Bluebell
5H220	Boysenberry
5H221	Nightfall/Bluebell
5H222	Patina/Alpine
5H223	Cayenne/Glacier
5H224	Tea Rose/Olive
5H225	Silt/Blaze

Scatter	
Ancillary/Seating/Workspaces	
54" wide	
100% recycled polyester,	
with 26% ocean bound plastic	
4SC01	Alpine
4SC02	Fog
4SC03	Shale
4SC04	Persimmon
4SC07	Olive
4SC08	Glacier
4SC09	Blue Sky
4SC10	Lagoon
4SC11	Slate Grey
4SC12	Blue Black
Scribe	
Ancillary/Seating/Workspaces	
54" wide	
100% recycled polyester	
with 53% ocean bound plastic	
3DN01	Spring Wood
3DN02	Poplar
3DN03	Pewter
3DN04	Deep Sea
3DN05	Fir
3DN06	Nutmeg
Slant	
Workspaces	
66" wide	
51% polyester	
49% recycled polyester	
22F04	Pesto
22F06	Neptune
22F07	Blueberry
22F10	Pumpkin
22F12	Silver Birch
22F13	Bluestone
22F15	Shale

Splash 3D Knit	
Seating	
Available only on Zeph® Chairs.	
knit to size	
98% recycled polyester	
2% lycra	
5H101	Black
5H102	Carbon
5H103	Alpine
5H104	Silt
5H105	Tea Rose
5H106	Cocoa
5H107	Persimmon
5H108	Blaze
5H109	Cayenne
5H110	Falcon
5H111	Mustard Seed
5H112	Patina
5H113	Olive
5H114	Moss
5H115	Aloe
5H116	Glacier
5H117	Ultramarine
5H118	Nightfall
5H119	Bluebell
5H120	Boysenberry
Stretch Knit	
Seating	
Assigned lead-time textile. <a href="#">A</a>	
Available only on Sayl®	
Suspension Back Work Chairs	
97% polyester, 3% spandex	
3DK01	Fog
3DK02	Slate Grey
3DK03	Java
3DK04	Black
3DK05	Red
3DK06	Green Apple
3DK07	Berry Blue

Price category 1 continued on  
next page

# Textile Colors

continued

GSA

## Price Category 1

continued

### Tailored

Ancillary/Seating/Workspaces  
54" wide

56% polyester

44% recycled polyester

23501 Studio White \* \*\*

23502 Sugar \*\*

23503 Tomato

23506 Chive

23508 Cobalt

23509 Cadet

23510 Fog

23511 Graphite

23512 Black

23513 Coffee

\* Color not available on Canvas Tiles.

\*\* Colors not available on Plex™ Lounge Furniture.

### Tuck 3D Knit

Seating

Available only on Fuld Nesting Chairs.

knit to size

56% polyester

44% recycled polyester

9NK01 Alpine

9NK02 Carbon

9NK03 Nightfall

9NK04 Olive

9NK05 Cocoa

9NK06 Canyon

### Whisper

Ancillary/Seating/Workspaces  
54" wide

73% recycled polyester

27% polyester,  
with 11.3% ocean bound plastic

1WS01 Sand Dollar

1WS02 Pebble

1WS03 Silver Birch

1WS04 Iceberg

1WS05 Silver Pine

1WS06 Carbon

1WS07 Cumin

1WS12 Willow

1WS13 Sea Grass

1WS14 Pool

1WS15 Blueberry

1WS16 Glacier

1WS17 Grey

1WS18 Canyon

## Price Category 2

### Aristo

Seating/Workspaces

54" wide

88% recycled polyester

12% polyester

Acrylic backing

3AR01 Forest Moss

3AR02 Light Brindle

3AR03 Mink

3AR04 Copper

3AR06 Cherry

3AR08 Green Apple

3AR10 Waterfall

3AR11 Cadet

3AR12 Tin

3AR13 Pewter

3AR14 Grey Brindle

3AR15 Grey Black

### Cord

Workspaces

66" wide

51% antimony-free polyester

49% polyester

5101 Ivory

5102 White Ash

5103 Linen

5104 Bamboo

5105 Sepia

5107 Sesame

5109 Bayou

5111 Spring Wood

5112 Summer White

### Crepe

Ancillary/Seating/Workspaces

54" wide

100% recycled polyester,

with 43.6% ocean bound plastic

9201 Licorice

9203 Smoke

9207 Cherry

9223 Cadet

9241 Beachglass

9249 Stone \*

9251 Fog \*

9252 Slate Grey

9261 Shale

9262 Graphite

9265 Mineral

9266 Persimmon

9267 Juniper

9268 Glacier

9269 Cascade

9270 Navy

\* Colors available on Exclave®

Video-friendly Tackable Boards and Stowage Tackable Backdrop

### Epic

Seating/Workspaces

54" wide

56% recycled polyester

44% polyester

Acrylic backing

3EP01 Alabaster

3EP02 Smoke

3EP03 Falcon

3EP05 Copper

3EP06 Urban Orange

3EP07 Poppy

3EP10 Clover

3EP11 Loden

3EP14 Peacock

3EP15 Cadet

3EP16 Indigo

3EP17 Spring Wood

3EP18 Grey Brindle

3EP19 Seed

3EP20 Carbon Dark

Price category 2 continued on next page

Textile Colors

continued

GSA

Price Category 2

continued

Appendix: Textile Colors

Hint	
Seating/Workspaces	
54" wide	
76% recycled polyester	
24% polyester	
3DP01	Sediment
3DP02	Gunmetal
3DP03	Silt
3DP04	Porcelain
3DP05	Indigo
3DP06	Fern
3DP07	Adobe
3DP08	Red Sea
Horizon	
Workspaces	
54" wide	
65% antimony-free polyester	
35% polyester	
4N01	Rye Grass
4N02	Sugar Pine
4N03	Silver Pine
4N04	White Ash
4N05	Spring Wood
4N08	Haystack
4N09	Oat Grass
4N13	Pine Cone
4N15	Elderberry
Marvel	
Seating	
54" wide	
100% pvc-free polyurethane	
1MV01	Summer White
1MV02	Sand Dollar
1MV03	Espresso
1MV04	Folkstone Grey
1MV05	Graphite
1MV06	Onyx
1MV07	Polar Blue
1MV08	Blush Grey
1MV12	Red
1MV14	Pine
1MV15	Teal Green
1MV16	Twilight

Medley	
Ancillary/Seating/Workspaces	
54" wide	
50% recycled polyester	
50% polyester	
1HA01	Stone *
1HA02	Trail
1HA03	Charcoal
1HA04	Cinder
1HA06	Papaya
1HA07	Chutney
1HA09	Feather Grey *
1HA11	Loden
1HA13	Bayou *
1HA14	Blue Grotto
1HA15	Blueberry
1HA22	Khaki
1HA23	Pewter
1HA24	Yellow Oxide
1HA25	Vintage Rose
1HA26	Raspberry
1HA27	Acai Berry
* Colors available on Exclave®	
Video-friendly Tackable Boards	
and Stowage Tackable Backdrop	
Mellow	
Seating/Workspaces	
54" wide	
100% recycled polyester,	
with 16% ocean bound plastic	
4ME01	Mineral
4ME04	Olive
4ME05	Glacier
4ME06	Oceanside
4ME07	Charcoal

Metaphor – Maharam	
Ancillary/Seating/Workspaces	
54" wide	
100% polyester	
Acrylic backing	
ZMA01/466553-001	Afterfeather
ZMA02/466553-002	Moonflower
ZMA03/466553-003	Handcraft
ZMA04/466553-004	Crossroad
ZMA05/466553-005	Chondrite
ZMA06/466553-006	Detective
ZMA07/466553-007	Steamship
ZMA08/466553-008	Electricity
ZMA09/466553-009	Takeoff
ZMA10/466553-010	Parachute
ZMA11/466553-011	Blueshift
ZMA12/466553-012	Dockyard
ZMA13/466553-013	Bathe
ZMA14/466553-014	Icebound
ZMA15/466553-015	Thermosphere
ZMA16/466553-016	Aboard
ZMA17/466553-017	Agateware
ZMA18/466553-018	Homeland
ZMA19/466553-019	Rockfall
ZMA20/466553-020	Undergrowth
ZMA21/466553-021	Gremolata
ZMA22/466553-022	Patina
ZMA23/466553-023	Sylvan
ZMA24/466553-024	Outfield
ZMA25/466553-025	Windbreak
ZMA26/466553-026	Saguaro
ZMA27/466553-027	Barnwood
ZMA28/466553-028	Cookshop
ZMA29/466553-029	Amandine
ZMA30/466553-030	Bodhran
ZMA31/466553-031	Centerstage
ZMA32/466553-032	Focaccia
ZMA33/466553-033	Bumblebee
ZMA34/466553-034	Microbrew
ZMA35/466553-035	Sauna
ZMA36/466553-036	Gazebo
ZMA37/466553-037	Pirouette
ZMA38/466553-038	Heartbeat
ZMA39/466553-039	Shino
ZMA40/466553-040	Sunrise

Metaphor continued	
ZMA41/466553-041	Florist
ZMA42/466553-042	Beadwork
ZMA43/466553-043	Framboise
ZMA44/466553-044	Wisteria
ZMA45/466553-045	Warrior
Muse – Maharam	
Ancillary/Seating/Workspaces	
54" wide	
100% post-consumer recycled polyester	
8I101/466487-001	Crescendo
8I102/466487-002	Resonate
8I103/466487-003	Runway
8I104/466487-004	Ascend
8I105/466487-005	Veil
8I106/466487-006	Refresh
8I107/466487-007	Clear
8I108/466487-008	Fantasy
8I109/466487-009	Miso
8I110/466487-010	Compass
8I111/466487-011	Bergamot
8I112/466487-012	Grasshopper
8I113/466487-013	Goal
8I114/466487-014	Mistletoe
8I115/466487-015	Seaglass
8I116/466487-016	Frigid
8I117/466487-017	Riverbend
8I118/466487-018	Noble
8I119/466487-019	Pulsar
8I120/466487-020	Velella
8I121/466487-021	Sailboat
8I122/466487-022	Sparse
8I123/466487-023	Vase
8I124/466487-024	Haven
8I125/466487-025	Mead
8I126/466487-026	Neat
8I127/466487-027	Jovial
8I128/466487-028	Theater
8I129/466487-029	Poinsettia
8I130/466487-030	Celebrate
8I131/466487-031	Spectacle

Price category 2 continued on next page

# Textile Colors

continued

## GSA

### Price Category 2

continued

Rhythm	
Seating	
54" wide	
100% polyester	
3002	Green Apple
3004	Bayou
3005	Berry Blue
3006	Iris
3007	Twilight
3009	Poppy
3010	Molasses
3012	Khaki
3013	Mink
3014	Black *
3015	Charcoal *

\* Colors available on Embody® Chair

Sequel	
Ancillary/Seating/Workspaces	
54" wide	
100% vinyl	
100% polyester knit backing	
Resilience® finish	
3SL01	White
3SL02	Pebble
3SL03	Mushroom
3SL04	Stone
3SL09	Seal
3SL10	Blue Fog
3SL11	Folkstone
3SL12	Shale
3SL13	Slate Grey
3SL14	Charcoal
3SL15	Carbon Dark
3SL28	Navy *

\* Color available on Eames® Tandem Sling Seating

Terra	
Ancillary/Seating/Workspaces	
54" wide	
100% post-consumer recycled biodegradable polyester *	
4TE01	Spring Wood
4TE02	Zinc
4TE03	Pine Cone
4TE04	Charcoal
* 1% biodegradation in 1,278 days under ASTM D5511 conditions. No evidence of further degradation.	

Twine	
Workspaces	
66" wide	
100% recycled polyester	
3TW01	Silver Birch
3TW02	Ivory
3TW03	Alabaster
3TW04	Bamboo
3TW05	Iceberg
3TW06	Charcoal
3TW07	Feather Grey
3TW08	Shale

Twist	
Ancillary/Seating/Workspaces	
54" wide	
80% antimony-free polyester	
13% recycled polyester	
7% polyester	
8R05	Wicker
8R10	Poppy
8R14	Tin
8R15	Shale
8R16	Graphite
8R17	Birch
8R18	Sepia
8R22	Blueberry
8R23	Green Apple
8R26	Gunmetal
8R27	Cinder
8R29	Pekoe
8R33	Forest
8R35	Waterfall
8R36	Midnight Blue
8R37	Carbon Dark

Twist	
Workspaces	
For systems products only.	
54" wide	
80% antimony-free polyester	
13% recycled polyester	
7% polyester	
5S03	Oyster

### Price Category 3

Ace	
Ancillary/Seating	
54" wide	
100% polyurethane	
Polyester knit backing	
Stain resistant finish	
3AC01	Summer White
3AC02	White Ash
3AC04	Metal
3AC05	Clay
3AC06	Chestnut
3AC08	Camelback
3AC09	Chipotle
3AC12	Artichoke
3AC13	Sepia Dark
3AC14	Aloe
3AC17	Oceanside
3AC18	Midnight
3AC20	Frost
3AC21	Lead
3AC22	Black

Fractal	
Ancillary/Seating/Workspaces	
58" wide	
84% recycled polyester	
16% polyester	
43Z01	Granite
43Z02	Golden Olive
43Z03	Verdant
43Z04	Cadet

Price category 3 continued on next page

# Textile Colors

continued

GSA

## Price Category 3

continued

Ground Cloth®	
Workspaces	
66" wide	
100% polyester	
4701	Vapor Grey
4721	Warm White *
4722	Fog *
4723	Straw *
4724	Red Orange *
4726	Green Apple *
4727	Caribbean *
4728	Midnight *
4729	Cappuccino *

\* Colors available on Exclave®  
Video-friendly Tackable Boards  
and Stowage Tackable Backdrop

Latitude	
Seating	
Colors for Mirra 2 Chairs	
100% polyester	
8M10	Alpine
8M17	Black
8M23	French Press
8M27	Cordovan
8M28	Ochre
8M29	Ultramarine
8M30	Olive

Meld - Maharam	
Seating/Workspaces	
Workspaces	
54" wide	
68% post-consumer recycled polyester	
32% polyester	
PFOA-Free stain resistant	
ZM201/466387-201	Vast
ZM202/466387-202	Panda **
ZM203/466387-203	Skyline *
ZM204/466387-204	Knight **
ZM205/466387-205	Quill **
ZM206/466387-206	Pipe
ZM207/466387-207	Grate *
ZM208/466387-208	Gloss
ZM209/466387-209	Bulb

Meld continued	
ZM210/466387-210	Bride
ZM211/466387-211	Stark
ZM212/466387-212	Seashell
ZM213/466387-213	Antler
ZM214/466387-214	Crater *
ZM215/466387-215	Perennial
ZM216/466387-216	Mulberry
ZM217/466387-217	Fuchsia *
ZM218/466387-218	Amethyst *
ZM219/466387-219	Merlot
ZM220/466387-220	Magma *
ZM221/466387-221	Rooster
ZM222/466387-222	Heat *
ZM223/466387-223	Clementine
ZM224/466387-224	Fox
ZM225/466387-225	Kiss *
ZM226/466387-226	Bare
ZM227/466387-227	Blonde
ZM228/466387-228	Mimosa
ZM229/466387-229	Comet *
ZM230/466387-230	Honeydew
ZM231/466387-231	Wild *
ZM232/466387-232	Vine
ZM233/466387-233	Seed
ZM234/466387-234	Kale *
ZM235/466387-235	Waterfall *
ZM236/466387-236	Nordic *
ZM237/466387-237	Reef *
ZM238/466387-238	Wave
ZM239/466387-239	Isle **
ZM240/466387-240	Creek
ZM241/466387-241	Mariner *
ZM242/466387-242	Globe
ZM243/466387-243	Spa

\* Colors available on  
20-day lead time.  
\*\* Colors available on  
10-day lead time.

Parcel	
Ancillary/Seating/Workspaces	
54" wide	
100% recycled polyester	
4GE01	Gunmetal
4GE02	Brindle
4GE03	Bayou
4GE04	Pesto
4GE05	Golden Olive
4GE06	Copper Sea

Saille - Geiger Textile	
Ancillary	
57" wide	
69% cotton	
31% polyester	
PFOA-Free stain resistant finish	
Acrylic backing	
18001	Coal
18002	Shale
18003	Haze
18004	Stone
18005	White *
18006	Beach
18007	Sand
18008	Blush
18009	Brick
18010	Fog
18011	Celadon
18012	Poolside
18013	Summer Sky
18014	Lake
18015	Midnight Blue

\* Color not available on Eames®  
Soft Pad Group Chairs/Ottomans.

Strands	
Workspaces	
66" wide	
100% recycled polyester	
8W01	Pebble
8W02	Porcelain
8W04	Honey
8W05	Khaki
8W06	Rye
8W07	Wicker
8W08	Tin
8W09	Cool Grey



# Textile Colors

continued

GSA

## Price Category 4

Cygnus	
Ancillary	
For Eames® Aluminum Group Chairs	
69% elastomeric	
31% polyester	
5401	Black
5402	Zinc
5403	Quartz

Daydream	
Ancillary/Seating	
54" wide	
48% wool	
41% recycled polyester	
9% nylon	
2% polyester	
3DM01	Rye Grass
3DM02	Silver Birch
3DM03	Pewter
3DM04	Graphite
3DM05	Black
3DM06	Lemongrass
3DM07	Permission
3DM08	Juniper
3DM09	Sea Grass
3DM10	Nightfall

Kalista - Geiger Textile	
Ancillary	
54" wide	
71% post-industrial recycled cotton	
18% post-industrial recycled polyester	
11% polyester	
PFOA-Free stain resistant finish	
1AL01	Cotton
1AL02	Natural
1AL03	Titanium
1AL04	Pewter
1AL05	Starry Night
1AL06	Red Hot
1AL07	Sun Kissed
1AL08	Dune
1AL09	Beach Glass
1AL10	Bluestone
1AL11	Seaside
1AL12	Night Sky

Lariat – Maharam	
Ancillary/Seating	
54" wide	
100% vinyl	
ZLR01/440401-001	001
ZLR02/440401-002	002
ZLR04/440401-004	004
ZLR06/440401-006	006
ZLR07/440401-007	007
ZLR08/440401-008	008
ZLR10/440401-010	010
ZLR11/440401-011	011
ZLR13/440401-013	013
ZLR14/440401-014	014
ZLR15/440401-015	015
ZLR16/440401-016	016
ZLR18/440401-018	018
ZLR20/440401-020	020
ZLR21/440401-021	021
ZLR24/440401-024	024
ZLR25/440401-025	025
ZLR26/440401-026	026
ZLR28/440401-028	028
ZLR31/440401-031	031
ZLR32/440401-032	032
ZLR33/440401-033	033
ZLR34/440401-034	034
ZLR38/440401-038	038
ZLR39/440401-039	Granite
ZLR40/440401-040	Linen
ZLR41/440401-041	Stella
ZLR42/440401-042	Saddle
ZLR43/440401-043	Holly
ZLR44/440401-044	Maroon
ZLR45/440401-045	Siren
ZLR46/440401-046	Reseda
ZLR47/440401-047	Purslane
ZLR48/440401-048	Spire
ZLR49/440401-049	Papyrus
ZLR50/440401-050	Chickadee
ZLR51/440401-051	Requiem

Sync	
Ancillary/Seating	
55" wide	
100% polyester	
3SY01	Pine Cone
3SY03	Canyon
3SY04	Truffle
3SY06	Everglade
3SY08	Nightfall
3SY09	Dark Mineral
3SY10	Slate Grey
3SY11	Dark Carbon
3SY12	Black

## Price Category 5

Arlo - Maharam	
Ancillary/Seating	
70% wool	
30% polyester	
5YT01	Turn
5YT02	Embers
5YT03	Parallel
5YT04	Octave
5YT05	Musing
5YT06	Summon
5YT07	Dynamic
5YT08	Signals
5YT09	Aspect
5YT10	Dedicate
5YT11	Juniper
5YT12	Cilantro
5YT13	Hawthorn
5YT14	Thread
5YT15	Spalted
5YT16	Warmer
5YT17	Misted
5YT18	Share
5YT19	Chord
5YT20	Heroic
5YT21	Arpeggio
5YT22	Roots
5YT23	Sumac
5YT24	Purl
5YT25	Homeward

Cozy	
Ancillary/Seating	
54" wide	
100% wool	
3CY01	Heathered Warm Grey
3CY02	Heathered Rye Grass
3CY03	Heathered Cool Grey
3CY05	Heathered Black
3CY06	Heathered Persimmon
3CY07	Heathered Loden
3CY09	Heathered Lagoon
3CY10	Heathered Twilight

Price category 5 continued on next page

# Textile Colors

continued

## GSA

### Price Category 5

continued

Hopsak	
Ancillary/Seating/Workspaces	
56" wide	
100% recycled polyester	
14A20	Black
14A22	Raw Umber Dark
14A26	Grey Blue Dark
14A30	Sepia Dark
14A38	Emerald Dark
14A39	Yellow Dark
14A40	Orange
14A41	Sienna
14A42	Olive Green Dark
14A43	Crimson
14A44	Crimson Dark Dark
14A45	Violet Dark
14A46	Pink Dark Dark
14A47	Ultramarine Dark
14A48	Cobalt Blue
14A49	Terra Cotta
14A50	Ochre Dark

Ingenuie - Geiger Textile	
Ancillary	
54" wide	
28% wool	
26% viscose	
25% acrylic	
16% polyester	
5% cotton	
PFOA-Free stain resistant finish	
1GH01	Sand
1GH02	Fog
1GH03	Flannel
1GH04	Trench
1GH05	Vermillion
1GH06	Adriatic
1GH07	Umber
1GH08	Charcoal

Method – Maharam	
Seating/Workspaces	
54" wide	
100% recycled polyester	
with 12% ocean-bound plastic	
40G01/466579-001	Inspire
40G02/466579-002	Rhea
40G03/466579-003	Noise
40G04/466579-004	Speedway
40G05/466579-005	Villanelle
40G06/466579-006	Maestro
40G07/466579-007	Destiny
40G08/466579-008	Possess
40G09/466579-009	Waterside
40G10/466579-010	Relax
40G11/466579-011	Delightful
40G12/466579-012	Parrotlet
40G13/466579-013	Verdurous
40G14/466579-014	Bosky
40G15/466579-015	Acreage
40G16/466579-016	Allude
40G17/466579-017	Tweed
40G18/466579-018	Korma
40G19/466579-019	Fossilize
40G20/466579-020	Cattail
40G21/466579-021	Shortcake
40G22/466579-022	Racecar
40G23/466579-023	Courtship
40G24/466579-024	Jam
40G25/466579-025	Sparrow

Nico - Maharam	
Ancillary/Seating/Workspaces	
54" wide	
63% wool	
21% polyester	
16% solution-dyed nylon	
ZNC01/466564-001	Alcazar
ZNC02/466564-002	Ironclad
ZNC03/466564-003	Tune
ZNC04/466564-004	Bridegroom
ZNC05/466564-005	Diode
ZNC06/466564-006	Jest

Nico continued	
ZNC07/466564-007	Sanctuary
ZNC08/466564-008	Aquarius
ZNC09/466564-009	Houseboat
ZNC10/466564-010	Olympian
ZNC11/466564-011	Tennis
ZNC12/466564-012	Dressage
ZNC13/466564-013	Zing
ZNC14/466564-014	Bitterroot
ZNC15/466564-015	Gemini
ZNC16/466564-016	Posh
ZNC17/466564-017	Sizzle
ZNC18/466564-018	Cheerful
ZNC19/466564-019	Watermelon
ZNC20/466564-020	Toucan
ZNC21/466564-021	Rosin
ZNC22/466564-022	Jousting
ZNC23/466564-023	Jojoba
ZNC24/466564-024	Dromedary
ZNC25/466564-025	Toasty
ZNC26/466564-026	Casaba
ZNC27/466564-027	Greenhouse
ZNC28/466564-028	Sibyl
ZNC29/466564-029	Spearmint
ZNC30/466564-030	Pothos
ZNC31/466564-031	Calathea
ZNC32/466564-032	Landscape
ZNC33/466564-033	Espalier
ZNC34/466564-034	Gecko
ZNC35/466564-035	Meditation

Summit	
Ancillary/Seating	
54" wide	
100% silicone	
Polyester knit backing	
3SU02	Oyster
3SU03	Zinc
3SU04	Sparrow
3SU07	Black
3SU09	Beachglass
3SU10	Midnight

Vionette - Geiger Textile	
Ancillary	
55" wide	
100% polyester	
1GJ01	White Sand Mix
1GJ02	Desert Mix
1GJ03	Light Gray Mix
1GJ04	Pewter Mix
1GJ05	Cobalt Mix
1GJ06	Prussian Blue Mix
1GJ07	Chocolate Mix
1GJ08	Champagne
1GJ09	Morning Sky
1GJ10	Aquatic
1GJ11	Sapphire
1GJ12	Midnight Blue
1GJ13	Shadow
1GJ14	Java
1GJ15	Carbon
1GJ16	Black
1GJ17	Claret
1GJ18	Poppy



# Textile Colors

continued

GSA

## Price Category 6

Balance	
Seating	
For Embody® chairs	
100% polyester	
3512	Carbon
3513	Black

Outdoor Weave	
Ancillary	
For Eames® Aluminum Group	
Outdoor Chairs	
50% elastomeric	
50% polypropylene	
7203	Lead
7205	Graphite

## Price Category 7

Customer's Own Leather	
Seating/Ancillary	
See Order Information in	
Appendices. Assigned lead-time	
textile. <a href="#">A</a>	

Beck – Maharam	
Ancillary/Seating	
55" wide	
78% wool	
22% nylon	
ZB301/466571-001	Overshadow
ZB302/466571-002	Molecule
ZB303/466571-003	Zeitgeist
ZB304/466571-004	Blacksmith
ZB305/466571-005	Cornerstone
ZB306/466571-006	Chainmail
ZB307/466571-007	Buckram
ZB308/466571-008	Callisto
ZB309/466571-009	Interlude
ZB310/466571-010	Letterpress
ZB311/466571-011	Memoir
ZB312/466571-012	Litmus
ZB313/466571-013	Stoic
ZB314/466571-014	Inkpad
ZB315/466571-015	Praxis
ZB316/466571-016	Astute
ZB317/466571-017	Percolate
ZB318/466571-018	Halocline
ZB319/466571-019	Semblance
ZB320/466571-020	Loch
ZB321/466571-021	Lido
ZB322/466571-022	Underwater
ZB323/466571-023	Tetrapod
ZB324/466571-024	Nymph
ZB325/466571-025	Appalachian
ZB326/466571-026	Menthol
ZB327/466571-027	Woodruff
ZB328/466571-028	Malachite
ZB329/466571-029	Botanist
ZB330/466571-030	Woodlet
ZB331/466571-031	Katydid
ZB332/466571-032	Exuberant
ZB333/466571-033	Retrospect

Beck continued	
ZB334/466571-034	Lambic
ZB335/466571-035	Argil
ZB336/466571-036	Brushstroke
ZB337/466571-037	Candescent
ZB338/466571-038	Reedbuck
ZB339/466571-039	Clayware
ZB340/466571-040	Curio
ZB341/466571-041	Whimsy
ZB342/466571-042	Effervescent
ZB343/466571-043	Lingonberry
ZB344/466571-044	Resplendent
ZB345/466571-045	Hollyhock
ZB346/466571-046	Filigree
ZB347/466571-047	Plutonic
ZB348/466571-048	Foundry
ZB349/466571-049	Patisserie
ZB390	Gold 007/032/033 *
ZB391	Russet 036/040/039 *
ZB392	Indigo 008/013/014 *
ZB393	Forest 006/031/028 *

\* Colors available only on  
Girard Color Wheel Ottoman.

Bellano - Geiger Textile	
Ancillary	
55" wide	
75% wool	
10% linen	
8% nylon	
7% alpaca	
1AX01	Pearl
1AX02	Fog
1AX03	Fawn
1AX04	Pumice
1AX05	Pewter
1AX06	Atlantic
1AX07	Black Green
1AX08	Adriatic
1AX09	Coffee
1AX10	Charcoal
1AX11	Umber
1AX12	Magenta
1AX13	Bittersweet
1AX14	Sunflower

Capri - Geiger Textile	
Ancillary	
55" wide	
36% cotton	
32% acrylic	
24% rayon	
8% polyester	
PFOA-Free stain resistant finish	
Acrylic backing	
17201	Snow
17202	Stone
17203	Trench
17204	Graphite
17205	Anthracite
17206	Light Silver
17207	Russet
17208	Chestnut Brown
17209	Sand
17210	Sterling
17211	Cobalt
17212	Ink

Mantle - Maharam	
Ancillary/Seating	
59% recycled polyester	
37% polyester	
4% spandex	
8PV01	Pavement
8PV02	Future
8PV03	Piper
8PV04	Manifesto
8PV05	Mapo
8PV06	Redwood
8PV07	Rocky
8PV08	Impala
8PV09	Warbler
8PV10	Guild
8PV11	Kinetic
8PV12	Behold
8PV13	Orb
8PV14	Sport
8PV15	Utopia
8PV16	True
8PV17	Galore

Price category 7 continued on  
next page

# Textile Colors

continued

## GSA

### Price Category 7

continued

#### Mantle continued

8PV18	Parsley
8PV19	Dare
8PV20	Branzino
8PV21	Network
8PV22	Standard
8PV23	Salamander
8PV24	Oscillate

#### Milaner - Geiger Textile

Ancillary	
55" wide	
56% wool, 10% acrylic	
10% alpaca, 10% cotton	
8% nylon, 6% rayon	
17101	Linen
17102	Flax
17103	Bark
17104	Deep Navy
17105	Charcoal
17106	Medium Grey
17107	Ash
17108	Crimson

#### Panno di Dolce - Geiger Textile

Ancillary	
55" wide	
65% wool	
20% nylon	
15% alpaca	
1AV01	Fog
1AV02	Dune
1AV03	Trench
1AV04	Flannel
1AV05	Charcoal
1AV06	Umber
1AV07	Deep Navy
1AV08	Graphite
1AV09	Orange
1AV10	Pink
1AV11	Deep Red
1AV12	Bright Green
1AV13	Cerulean Blue
1AV14	Deep Cerulean Blue

#### Resca - Geiger Textile

Ancillary	
56" wide	
75% wool	
10% linen	
8% nylon	
7% alpaca	
1AW01	Fog
1AW02	Dune
1AW03	Trench
1AW04	Flannel
1AW05	Umber
1AW06	Bordeaux

#### Rowan - Maharam

Ancillary/Seating	
77% wool	
12% nylon	
6% acrylic	
5% linen	
5K301	Kingdom
5K302	Northern
5K303	Rabbit
5K304	Elephant
5K305	Furrow
5K306	Heirloom
5K307	Appear
5K308	Repose
5K309	Blackcurrant
5K310	Courage
5K311	Bordeaux
5K312	Cherish
5K313	Brickfield
5K314	Hibiscus
5K315	Carnelian
5K316	Cinnabar
5K317	Toasted
5K318	Revea
5K319	Cortado
5K320	Medallion
5K321	Polenta
5K322	Prized
5K323	Travertine
5K324	Companion
5K325	Library
5K326	Fable

#### Rowan continued

5K327	Pixie
5K328	Arboretum
5K329	Ease
5K330	Sapling
5K331	Cottonwood
5K332	Scout
5K333	Valleyside
5K334	Ornament
5K335	Zucchini
5K336	Ethereal
5K337	Springtide
5K338	Traverse
5K339	Untold
5K340	Flowing
5K341	Laguna
5K342	Cerulean
5K343	Soundscape
5K344	Message
5K345	Freefall
5K346	Musical
5K347	Puzzle
5K348	Operatic
5K349	Daydream
5K350	Shale
5K351	Forward
5K352	Anthracite

#### Wool Tweed - Geiger Textile

Ancillary	
54" wide	
80% wool, 20% nylon	
16601	Trench
16602	Pewter
16603	Ruby
16604	Blue Gray
16605	Navy
16606	Umber
16607	Charcoal

### Price Category 8

#### Luca - Maharam

Ancillary/Seating	
59" wide	
75% post-consumer recycled wool	
20% polyester	
5% nylon	
ZLU01/466566-001	Brioche
ZLU02/466566-002	Blanched
ZLU03/466566-003	Relic
ZLU04/466566-004	Sinter
ZLU05/466566-005	Scoria
ZLU06/466566-006	Austere
ZLU07/466566-007	Pigment
ZLU08/466566-008	Alkali
ZLU09/466566-009	Tidal
ZLU10/466566-010	Imbue
ZLU11/466566-011	Reservoir
ZLU12/466566-012	Brine
ZLU13/466566-013	Undertone
ZLU14/466566-014	Prelude
ZLU15/466566-015	Submerge
ZLU16/466566-016	Cypress
ZLU17/466566-017	Awash
ZLU18/466566-018	Adriatic
ZLU19/466566-019	Province
ZLU20/466566-020	Virescent
ZLU21/466566-021	Nettle
ZLU22/466566-022	Agrarian
ZLU23/466566-023	Serpentine
ZLU24/466566-024	Laurel
ZLU25/466566-025	Clarion
ZLU26/466566-026	Gooseberry
ZLU27/466566-027	Swelter
ZLU28/466566-028	Etruscan
ZLU29/466566-029	Coulis
ZLU30/466566-030	Rubescient
ZLU31/466566-031	Akoya
ZLU32/466566-032	Radiant
ZLU33/466566-033	Regent
ZLU34/466566-034	Spectral
ZLU35/466566-035	Thistle

# Textile Colors

continued

## GSA

### Price Category 9

Gemma – Maharam	
Ancillary/Seating	
55" wide	
85% wool	
15% nylon	
ZGE01/466568-001	Crinoline
ZGE02/466568-002	Angelic
ZGE03/466568-003	Savory
ZGE04/466568-004	Honeycomb
ZGE05/466568-005	Gilded
ZGE06/466568-006	Paddleboat
ZGE07/466568-007	Stagecoach
ZGE08/466568-008	Waterbuck
ZGE09/466568-009	Earnest
ZGE10/466568-010	Auric
ZGE11/466568-011	Carmine
ZGE12/466568-012	Serape
ZGE13/466568-013	Ferric
ZGE14/466568-014	Canyon
ZGE15/466568-015	Alembic
ZGE16/466568-016	Patio
ZGE17/466568-017	Sorrel
ZGE18/466568-018	Root
ZGE19/466568-019	Mansion
ZGE20/466568-020	Buff
ZGE21/466568-021	Starch
ZGE22/466568-022	Dawn
ZGE23/466568-023	Countryside
ZGE24/466568-024	Dewy
ZGE25/466568-025	Reliquary
ZGE26/466568-026	Deluge
ZGE27/466568-027	Overlay
ZGE28/466568-028	Electron
ZGE29/466568-029	Sheath
ZGE30/466568-030	Quietude
ZGE31/466568-031	Jargon
ZGE32/466568-032	Powder
ZGE33/466568-033	Tide
ZGE34/466568-034	Outwash
ZGE35/466568-035	Enamored
ZGE36/466568-036	Smitten
ZGE37/466568-037	Revere
ZGE38/466568-038	Mangosteen
ZGE39/466568-039	Allium
ZGE40/466568-040	Immense

Gemma continued	
ZGE41/466568-041	Chamber
ZGE42/466568-042	Cosmos
ZGE43/466568-043	Inkling
ZGE44/466568-044	Rainwater
ZGE45/466568-045	Shade
ZGE46/466568-046	Pendant
ZGE47/466568-047	Axial
ZGE48/466568-048	Fervent
ZGE49/466568-049	Legacy
ZGE50/466568-050	Caliber
ZGE51/466568-051	Temple
ZGE52/466568-052	Evenfall

Jasper - Maharam	
Seating	
53" wide	
55% wool	
27% solution-dyed nylon	
18% cotton	
ZJA01/466563-001	Thrill
ZJA02/466563-002	Anise
ZJA03/466563-003	Grapefruit
ZJA04/466563-004	Lifeguard
ZJA05/466563-005	Heartfelt
ZJA06/466563-006	Corsage
ZJA07/466563-007	Earthenware
ZJA08/466563-008	Bear
ZJA09/466563-009	Firelight
ZJA10/466563-010	Dreamcatcher
ZJA11/466563-011	Bobcat
ZJA12/466563-012	Glacial
ZJA13/466563-013	Vaporize
ZJA14/466563-014	Trapdoor
ZJA15/466563-015	Halcyon
ZJA16/466563-016	Observatory
ZJA17/466563-017	Steamboat
ZJA18/466563-018	Aquathlon
ZJA19/466563-019	Cloudless
ZJA20/466563-020	Briny
ZJA21/466563-021	Magical
ZJA22/466563-022	Picnic
ZJA23/466563-023	Herbage
ZJA24/466563-024	Pasture
ZJA25/466563-025	Courtyard
ZJA26/466563-026	Leapfrog

Leather	
Ancillary/Seating	
approx. 50 sq. ft. per hide	
100% leather	
2101	Ivory
2109	Black *
2110	Smoke
2111	Graphite
2112	Khaki
2113	Rattan
2114	Truffle
2115	Alpine
2116	Haze
2117	Sable Grey
2118	Dark Mineral **
2119	Dark Carbon ***
2120	Cranberry
2121	Deep Sea

\* Armpad color available on Aeron® Chair, Graphite.  
 \*\* Armpad color available on Aeron Chair, Mineral.  
 \*\*\* Armpad color available on Aeron Chair, Carbon.

### Price Category 10

Bristol Leather - Geiger Textile	
Ancillary	
approx. 55 sq. ft. per hide	
100% leather	
5-507	Black
5-511	Putty
5-519	Hunter
5-520	White
5-521	Ivory
5-522	Parchment
5-537	Caribbean
5-546	Pumice
5-547	Smoke
5-548	Charcoal
5-549	Dark Shale
5-556	Downtown Grey
5-557	City Night
5-559	Ash Grey
5-563	Champagne
5-564	Chestnut Brown
5-565	Dark Sienna
5-566	Earthen
5-567	Desert
5-568	British Green
5-579	Paris Blue
5-583	Atlantic
5-592	Camel
5-594	Taupe
5-597	Pure
5-598	Cream
5-600	Midnight Blue
5-603	Sangria
5-604	Swiss Red
5-605	Nordic Yellow
5-606	Sky Grey
5-608	Natural

Price category 10 continued on next page

# Textile Colors

continued

## GSA

### Price Category 10

continued

Firma – Maharam	
Ancillary/Seating	
55" wide	
78% wool	
22% nylon	
3KH01/466582-001	Wrath
3KH02/466582-002	Pantomime
3KH03/466582-003	Shaded
3KH04/466582-004	Prologue
3KH05/466582-005	Framework
3KH06/466582-006	Railroad
3KH07/466582-007	Grommet
3KH08/466582-008	Lunisolar
3KH09/466582-009	Snowpack
3KH10/466582-010	Coldsnap
3KH11/466582-011	Sealift
3KH12/466582-012	Brood
3KH13/466582-013	Intertidal
3KH14/466582-014	Confide
3KH15/466582-015	Secluded
3KH16/466582-016	Leisure
3KH17/466582-017	Portfolio
3KH18/466582-018	Strato
3KH19/466582-019	Fogbow
3KH20/466582-020	Snowcone
3KH21/466582-021	Kazoo
3KH22/466582-022	Esteem
3KH23/466582-023	Mackerel
3KH24/466582-024	Brooch
3KH25/466582-025	Caesious
3KH26/466582-026	Islet
3KH27/466582-027	Biosphere
3KH28/466582-028	Hilltop
3KH29/466582-029	Arboreal
3KH30/466582-030	Lineage
3KH31/466582-031	Comfrey
3KH32/466582-032	Circe
3KH33/466582-033	Ecosystem
3KH34/466582-034	Knack
3KH35/466582-035	Watt
3KH36/466582-036	Epiphany
3KH37/466582-037	Gamma
3KH38/466582-038	Taxicab
3KH39/466582-039	Varietal

Gemma Multi – Maharam	
Ancillary/Seating	
55" wide	
85% wool	
15% nylon	
ZGF01/466569-001	Andromeda
ZGF02/466569-002	Dappled
ZGF03/466569-003	Lyra
ZGF04/466569-004	Flaunt
ZGF05/466569-005	Celluloid
ZGF06/466569-006	Hydrozoa
ZGF07/466569-007	Firefly
ZGF08/466569-008	Pisces
ZGF09/466569-009	Strath
ZGF10/466569-010	Erosion
ZGF11/466569-011	Cabaret
ZGF12/466569-012	Candytuft
ZGF13/466569-013	Juice
ZGF14/466569-014	Fairground
ZGF15/466569-015	Copperplate
ZGF16/466569-016	Sunbird
ZGF17/466569-017	Cinematic
ZGF18/466569-018	Clairvoyant
ZGF19/466569-019	Crocus
ZGF20/466569-020	Memoir
ZGF21/466569-021	Roulette
ZGF22/466569-022	Voltaic
ZGF23/466569-023	Compote
ZGF24/466569-024	Lambent
ZGF25/466569-025	Twister
ZGF26/466569-026	Chronicle
ZGF27/466569-027	Sidereal
ZGF28/466569-028	Tanzanite
ZGF29/466569-029	Crystalize
ZGF30/466569-030	Chromium
ZGF31/466569-031	Pallium
ZGF32/466569-032	Spectre
ZGF33/466569-033	Courgette
ZGF34/466569-034	Viper
ZGF35/466569-035	Sunlit
ZGF36/466569-036	Heavenly
ZGF37/466569-037	Vernal
ZGF38/466569-038	Cress
ZGF39/466569-039	Limn
ZGF40/466569-040	Horseradish

Gemma Multi continued	
ZGF41/466569-041	Shandy
ZGF42/466569-042	Granary
ZGF43/466569-043	Percolate
ZGF44/466569-044	Motor
ZGF45/466569-045	Unicorn
ZGF46/466569-046	Lobster
ZGF47/466569-047	Rhododendron
ZGF48/466569-048	Taffy
ZGF49/466569-049	Rishi
ZGF50/466569-050	Backcountry
ZGF51/466569-051	Buckthorn
ZGF52/466569-052	Coniferous
ZGF53/466569-053	Delphic
ZGF54/466569-054	Hieroglyph
ZGF55/466569-055	Eiderdown
ZGF56/466569-056	Sandbar
ZGF57/466569-057	Tanager

Gemma Multi Reverse – Maharam	
Ancillary/Seating	
55" wide	
85% wool	
15% nylon	
ZGF58/466569-101	Andromeda
	Reverse
ZGF59/466569-102	Dappled
	Reverse
ZGF60/466569-103	Lyra
	Reverse
ZGF61/466569-104	Flaunt
	Reverse
ZGF62/466569-105	Celluloid
	Reverse
ZGF63/466569-106	Hydrozoa
	Reverse
ZGF64/466569-107	Firefly
	Reverse
ZGF65/466569-108	Pisces
	Reverse
ZGF66/466569-109	Strath
	Reverse
ZGF67/466569-110	Erosion
	Reverse

Gemma Multi Reverse continued	
ZGF68/466569-111	Cabaret
	Reverse
ZGF69/466569-112	Candytuft
	Reverse
ZGF70/466569-113	Juice
	Reverse
ZGF71/466569-114	Fairground
	Reverse
ZGF72/466569-115	Copperplate
	Reverse
ZGF73/466569-116	Sunbird
	Reverse
ZGF74/466569-117	Cinematic
	Reverse
ZGF75/466569-118	Clairvoyant
	Reverse
ZGF76/466569-119	Crocus
	Reverse
ZGF77/466569-120	Memoir
	Reverse
ZGF78/466569-121	Roulette
	Reverse
ZGF79/466569-122	Voltaic
	Reverse
ZGF80/466569-123	Compote
	Reverse
ZGF81/466569-124	Lambent
	Reverse
ZGF82/466569-125	Twister
	Reverse
ZGF83/466569-126	Chronicle
	Reverse
ZGF84/466569-127	Sidereal
	Reverse
ZGF85/466569-128	Tanzanite
	Reverse
ZGF86/466569-129	Crystalize
	Reverse
ZGF87/466569-130	Chromium
	Reverse
ZGF88/466569-131	Pallium
	Reverse
ZGF89/466569-132	Spectre
	Reverse

Price category 10 continued on next page

# Textile Colors

continued

## GSA

### Price Category 10

continued

#### Gemma Multi Reverse continued

ZGF90/466569-133	Courgette
	Reverse
ZGF91/466569-134	Viper
	Reverse
ZGF92/466569-135	Sunlit
	Reverse
ZGF93/466569-136	Heavenly
	Reverse
ZGF94/466569-137	Vernal
	Reverse
ZGF95/466569-138	Cress
	Reverse
ZGF96/466569-139	Limn
	Reverse
ZGF97/466569-140	Horseradish
	Reverse
ZGF98/466569-141	Shandy
	Reverse
ZGF99/466569-142	Granary
	Reverse
ZGFA0/466569-143	Percolate
	Reverse
ZGFA1/466569-144	Motor
	Reverse
ZGFA2/466569-145	Unicorn
	Reverse
ZGFA3/466569-146	Lobster
	Reverse
ZGFA4/466569-147	Rhododendron
	Reverse
ZGFA5/466569-148	Taffy
	Reverse
ZGFA6/466569-149	Rishi
	Reverse
ZGFA7/466569-150	Backcountry
	Reverse
ZGFA8/466569-151	Buckthorn
	Reverse
ZGFA9/466569-152	Coniferous
	Reverse
ZGFB0/466569-153	Delphic
	Reverse

#### Gemma Multi Reverse continued

ZGFB1/466569-154	Hieroglyph
	Reverse
ZGFB2/466569-155	Eiderdown
	Reverse
ZGFB3/466569-157	Tanager
	Reverse

#### Petra - Maharam

Ancillary/Seating	
55" wide	
70% wool	
19% linen	
11% nylon	
ZP401/466580-001	Hieroglyph
ZP402/466580-002	Interior
ZP403/466580-003	Samovar
ZP404/466580-004	Calcite
ZP405/466580-005	Silversmith
ZP406/466580-006	Rivet
ZP407/466580-007	Carpolite
ZP408/466580-008	Bonbon
ZP409/466580-009	Dreamy
ZP410/466580-010	Bejewel
ZP411/466580-011	Sashimi
ZP412/466580-012	Spirula
ZP413/466580-013	Chalet
ZP414/466580-014	Reindeer
ZP415/466580-015	Nostalgia
ZP416/466580-016	Trove
ZP417/466580-017	Narcissus
ZP418/466580-018	Yurt
ZP419/466580-019	Congee
ZP420/466580-020	Genepy
ZP421/466580-021	Herbaceous
ZP422/466580-022	Paddock
ZP423/466580-023	Precious
ZP424/466580-024	Biome
ZP425/466580-025	Tinted
ZP426/466580-026	Pelagic
ZP427/466580-027	Bluebill
ZP428/466580-028	Chicory
ZP429/466580-029	Eaglet
ZP430/466580-030	Permafrost
ZP431/466580-031	Atlantic
ZP432/466580-032	Airstream
ZP433/466580-033	Debonair

### Price Category 11

#### Felix - Maharam

Ancillary/Seating	
85% wool	
15% nylon	
3BS01	Angular
3BS02	Shark
3BS03	Easy
3BS04	Cue
3BS05	Rye
3BS06	Champion
3BS07	Between
3BS08	Propose
3BS09	Rising
3BS10	Tile
3BS11	Place
3BS12	Kernel
3BS13	Pinnacle
3BS14	Darling
3BS15	Seasonal
3BS16	Shipmate
3BS17	Jump
3BS18	Geyser
3BS19	Team

#### Prone Leather - Maharam

Ancillary	
approx. 50 sq. ft. per hide	
100% leather	
protective top coat	
1NX01/700020-001	Lotus
1NX02/700020-002	Timbre
1NX03/700020-003	Essence
1NX04/700020-004	Script
1NX05/700020-005	Gambit
1NX06/700020-006	Obsidian
1NX07/700020-007	Sail
1NX09/700020-009	Vine
1NX10/700020-010	Yarrow
1NX13/700020-013	Balsa
1NX14/700020-014	Shore
1NX15/700020-015	Bricolage
1NX17/700020-017	Ledge
1NX19/700020-019	Mantra
1NX20/700020-020	Java
1NX21/700020-021	Lute
1NX22/700020-022	Glow
1NX23/700020-023	Hickory

### Price Category A

No fabrics available at this time.



# Textile Colors

continued

GSA

## Price Category B

Medium – Maharam	
Ancillary/Seating/Workspaces	
54" wide	
100% polyester	
VM01/463490-001	Raven
VM02/463490-002	Smoke
VM03/463490-003	Alloy
VM04/463490-004	Flax
VM07/463490-007	Espresso
VM14/463490-014	Laser
VM16/463490-016	Port
VM22/463490-022	Marina
VM29/463490-029	Pistachio
VM32/463490-032	Prospect
VM36/463490-036	Delight
VM39/463490-039	Nautical
VM40/463490-040	Pool
VM44/463490-044	Washed
VM45/463490-045	Sculpture
VM46/463490-046	Thatched
VM47/463490-047	Hike
VM48/463490-048	Tangle
VM49/463490-049	Pacific
VM50/463490-050	Cosmic
VM53/463490-053	Nasturtium
Messenger — Maharam	
Ancillary/Seating/Workspaces	
54" wide	
78% post-industrial recycled polyester	
15% polyester	
7% nylon	
TI07/458640-007	Shadow
TI08/458640-008	Bayou *
TI24/458640-024	Poppy
TI25/458640-025	Mao
TI29/458640-029	Onyx *
TI31/458640-031	Cloud *
TI38/458640-038	Depth *
TI40/458640-040	Nile *
TI41/458640-041	Azure *
TI45/458640-045	Cactus *

Messenger continued	
TI46/458640-046	Ice *
TI48/458640-048	Neon
TI50/458640-050	Hydrangea
TI53/458640-053	Tangelo
TI54/458640-054	Lumine *
TI58/458640-058	Snow **
TI60/458640-060	Peridot
TI61/458640-061	Capri *
TI62/458640-062	Ultramarine
TI63/458640-063	Squall
TI66/458640-066	Cassis
TI67/458640-067	Aster
TI69/458640-069	Cherry
TI70/458640-070	Vibrant
TI71/458640-071	Satsuma *
TI72/458640-072	Maize
TI76/458640-076	Fossil
TI77/458640-077	Ash
TI78/458640-078	Tusk
TI79/458640-079	Oyster **
TI81/458640-081	Husk
TI84/458640-084	Robust
TI85/458640-085	Beyond
TI86/458640-086	Voyage *
TI87/458640-087	Everglade
TI89/458640-089	Blanch **
TI90/458640-090	Longspur
TI91/458640-091	Vireo
TI92/458640-092	Dipper
TI93/458640-093	Gale
TI94/458640-094	Hunter
TI95/458640-095	Lime
TI96/458640-096	Apple
TI97/458640-097	Krill
TI98/458640-098	Catalyst
* Colors available on 20-day lead time.	
** Colors not available on Eames Molded Fiberglass and Molded Plastic Side Chairs.	

## Price Category C

Manner - Maharam	
Ancillary/Seating/Workspaces	
54" wide	
65% post-industrial recycled polyester	
35% post-consumer recycled polyester	
Z2701/466177-001	Magic
Z2702/466177-002	Carob
Z2703/466177-003	Porpoise
Z2704/466177-004	Flint
Z2705/466177-005	Hush *
Z2706/466177-006	Nuance
Z2711/466177-011	Ember
Z2712/466177-012	Wagon
Z2713/466177-013	Ablaze
Z2714/466177-014	Peel
Z2716/466177-016	Butterscotch
Z2717/466177-017	Harvest
Z2720/466177-020	Parakeet
Z2722/466177-022	Aquatic
Z2723/466177-023	Cottage
Z2724/466177-024	Dahlia
Z2725/466177-025	Vivid
Z2726/466177-026	Basin
Z2727/466177-027	Schooner
Z2729/466177-029	Silverpoint
Z2730/466177-030	Lattice
Z2731/466177-031	Smoky
Z2732/466177-032	Magnetic
Z2733/466177-033	Woad
Z2734/466177-034	Resolute
Z2735/466177-035	Cruise
Z2736/466177-036	Atmospheric
Z2737/466177-037	Cloudburst
Z2738/466177-038	Tidewater
Z2739/466177-039	Firth
Z2740/466177-040	Oceanside
Z2741/466177-041	Grandeur
Z2742/466177-042	Comfort
Z2743/466177-043	Dill
Z2744/466177-044	Poplar
Z2745/466177-045	Citronella
Z2746/466177-046	Passerine

Manner continued	
Z2747/466177-047	Southwest
Z2748/466177-048	Roseate
Z2749/466177-049	Charisma
Z2750/466177-050	Siltstone
Z2751/466177-051	Kimono
Z2752/466177-052	Valiant
Z2753/466177-053	Baroness
* Color not available on Eames Aluminum Group, Executive Chairs, Upholstered Molded Plywood Chairs, and Sofa Compact.	
Merit - Maharam	
Seating	
54" wide	
76% post-industrial recycled polyester	
24% polyester	
PFOA-Free stain resistant	
88Z01/466444-001	Trickle
88Z02/466444-002	Beluga
88Z03/466444-003	Gunmetal
88Z04/466444-004	Blackout
88Z05/466444-005	Superior
88Z06/466444-006	Ocean
88Z07/466444-007	Highborn
88Z08/466444-008	Immersed
88Z09/466444-009	Rainfall
88Z10/466444-010	Blizzard
88Z11/466444-011	Poolside
88Z12/466444-012	Steel
88Z13/466444-013	Zircon
88Z14/466444-014	Ripple
88Z15/466444-015	Aegean
88Z16/466444-016	Armada
88Z17/466444-017	Hedera
88Z18/466444-018	Rainforest
88Z19/466444-019	Gator
88Z20/466444-020	Vineyard
88Z21/466444-021	Pine
88Z22/466444-022	Kiwi
88Z23/466444-023	Kookaburra

Price category C continued on next page

# Textile Colors

continued

## GSA

### Price Category C

continued

Merit continued	
88Z24/466444-024	Bellini
88Z25/466444-025	Sunflower
88Z26/466444-026	Sandstorm
88Z27/466444-027	Mudder
88Z28/466444-028	Lynx
88Z29/466444-029	Farro
88Z30/466444-030	Manila
88Z31/466444-031	Starfish
88Z32/466444-032	Brass
88Z33/466444-033	Arrow
88Z34/466444-034	Gelato
88Z35/466444-035	Nectarine
88Z36/466444-036	Macaron
88Z37/466444-037	Alert
88Z38/466444-038	Goji
88Z39/466444-039	Cabernet
88Z40/466444-040	Eggplant
88Z41/466444-041	Hawk
88Z42/466444-042	Stag
88Z43/466444-043	Overcast
Metric – Maharam	
Seating/Workspaces	
54" wide	
51% post-industrial recycled polyester	
49% polyester	
Z302/466014-002	Fog
Z303/466014-003	Fleece
Z312/466014-012	Cardinal
Z313/466014-013	Lava
Z318/466014-018	Pollen
Z320/466014-020	Alligator
Z323/466014-023	Tar
Z324/466014-024	Anchor
Z326/466014-026	Admiral
Z327/466014-027	Seaport
Z328/466014-028	Scuba
Z329/466014-029	Skate
Z330/466014-030	Hopscotch
Z331/466014-031	Film
Z332/466014-032	Whale
Z333/466014-033	Downpour
Z334/466014-034	Midday

Metric continued	
Z335/466014-035	Talisman
Z336/466014-036	Hedgerow
Z337/466014-037	Snorkel
Z338/466014-038	Highway
Z339/466014-039	Canary
Z340/466014-040	Sunny
Z341/466014-041	Aztec
Z342/466014-042	Fruit
Z343/466014-043	Galah
Z344/466014-044	Kiln
Z345/466014-045	Moth
Murmur - Maharam	
Seating	
55" wide	
100% polyester	
PFOA-Free stain resistant	
8EY01/466446-001	Gust
8EY02/466446-002	Harmonica
8EY03/466446-003	Canopy
8EY04/466446-004	Dim
8EY05/466446-005	Peppercorn
8EY06/466446-006	Cauldron
8EY07/466446-007	Conquer
8EY08/466446-008	Rapids
8EY09/466446-009	Seawater
8EY10/466446-010	Baby
8EY11/466446-011	Elderberry
8EY12/466446-012	Iceberg
8EY13/466446-013	Tallgrass
8EY14/466446-014	Underground
8EY15/466446-015	Biome
8EY16/466446-016	Cask
8EY17/466446-017	Argan
8EY18/466446-018	Sundown
8EY19/466446-019	Ignite
8EY20/466446-020	Sultry
8EY21/466446-021	Sangria

### Price Category D

Bluff - Maharam	
Ancillary/Seating	
54" wide	
100% polyurethane	
Ink-resistant protective top coat	
Polyester backing	
8I801/466489-001	Loom
8I802/466489-002	Helm
8I803/466489-003	Cruller
8I804/466489-004	Folklore
8I805/466489-005	Beguile
8I806/466489-006	Sherpa
8I807/466489-007	Teleport
8I808/466489-008	Annex
8I809/466489-009	Lorimer
8I810/466489-010	Cinema
8I811/466489-011	Zip
8I812/466489-012	Coach
8I813/466489-013	Supernova
8I814/466489-014	Pirate
8I815/466489-015	Academy
8I816/466489-016	Disco
8I817/466489-017	Equator
8I818/466489-018	Brink
8I819/466489-019	Scene
8I820/466489-020	Petrichor
8I821/466489-021	Exotic
8I822/466489-022	Fauna
8I823/466489-023	Calabash
8I824/466489-024	Fuscous
8I825/466489-025	Wildling
8I826/466489-026	Blitz
8I827/466489-027	Allspice
8I828/466489-028	Lumos
8I829/466489-029	Pilot
8I830/466489-030	Jukebox
8I831/466489-031	Dugout
8I832/466489-032	Claret
8I833/466489-033	Flamenco
Mode – Maharam	
Ancillary/Seating/Workspaces	
54" wide	
80% post-consumer recycled polyester	
20% polyester	
PFOA-Free stain resistant finish	
ZMD01/466337-001	Stroll
ZMD02/466337-002	Intaglio
ZMD03/466337-003	Ominous
ZMD04/466337-004	Machine
ZMD05/466337-005	Talus
ZMD06/466337-006	Marsh
ZMD07/466337-007	Hollow
ZMD08/466337-008	Sycamore
ZMD09/466337-009	Clavicle
ZMD10/466337-010	Billygoat
ZMD11/466337-011	Spindle
ZMD12/466337-012	Lemon
ZMD13/466337-013	Oxeye
ZMD14/466337-014	Henge
ZMD15/466337-015	Goldenrod
ZMD16/466337-016	Cottontail
ZMD17/466337-017	Lioness
ZMD18/466337-018	Oriole
ZMD19/466337-019	Rust
ZMD20/466337-020	Carotene
ZMD21/466337-021	Blush
ZMD22/466337-022	Vermillion
ZMD23/466337-023	Alder
ZMD24/466337-024	Kermes
ZMD25/466337-025	Barberry
ZMD26/466337-026	Petal
ZMD27/466337-027	Valley
ZMD28/466337-028	Odyssey
ZMD29/466337-029	Ballpoint
ZMD30/466337-030	Toile
ZMD31/466337-031	Paradise

Price category D continued on next page

# Textile Colors

continued

## GSA

### Price Category D

continued

#### Mode continued

ZMD32/466337-032	Angelfish
ZMD33/466337-033	Denim
ZMD34/466337-034	Crush
ZMD35/466337-035	Jetty
ZMD36/466337-036	Saltwater
ZMD37/466337-037	Mallard
ZMD38/466337-038	Celtic
ZMD39/466337-039	Eucalyptus
ZMD40/466337-040	Bonsai
ZMD41/466337-041	Sassafras
ZMD42/466337-042	Yucca
ZMD43/466337-043	Lichen

#### Spiral - Maharam

Workspaces	
66" wide	
100% polyester	
ZS301/901882-001	Chalk
ZS303/901882-003	Wheat
ZS304/901882-004	Mica
ZS305/901882-005	Pavement
ZS306/901882-006	Graphite

### Price Category E

#### Article – Maharam

Ancillary/Seating	
54" wide	
100% vinyl	
ZAT08/458600-008	Marina
ZAT13/458600-013	Flume
ZAT14/458600-014	Storm
ZAT15/458600-015	Toast
ZAT19/458600-019	Fleece
ZAT22/458600-022	Stone
ZAT26/458600-026	Mercury
ZAT29/458600-029	Bluegrass
ZAT31/458600-031	Truffle
ZAT32/458600-032	Gravel
ZAT33/458600-033	Value
ZAT34/458600-034	Tint
ZAT35/458600-035	Snowflake
ZAT36/458600-036	Chalice
ZAT37/458600-037	Trail
ZAT38/458600-038	Pyramid
ZAT39/458600-039	Desert
ZAT40/458600-040	Lei
ZAT41/458600-041	Rouge
ZAT42/458600-042	Karma
ZAT43/458600-043	Opal
ZAT44/458600-044	Periwinkle
ZAT45/458600-045	Vampire
ZAT46/458600-046	Surf
ZAT47/458600-047	Plumage

#### Micro – Maharam

Ancillary	
54" wide	
100% vinyl	
ZMB01/466099-001	Muslin
ZMB04/466099-004	Basalt
ZMB06/466099-006	Phantom
ZMB07/466099-007	Depth
ZMB08/466099-008	Cottage
ZMB09/466099-009	Hunter
ZMB11/466099-011	Tomatillo
ZMB12/466099-012	Brew
ZMB14/466099-014	Tang
ZMB15/466099-015	Risk

#### Parallel — Maharam

Workspaces	
66" wide	
100% recycled polyester	
TT03/901180-003	Fog
TT22/901180-022	Sterling
TT23/901180-023	Linen
TT24/901180-024	Pea
TT27/901180-027	Boulder
TT28/901180-028	Stream
TT29/901180-029	Shiitake
TT32/901180-032	Brandy
TT33/901180-033	Crater
TT36/901180-036	Quail

### Price Category F

#### Apt – Maharam

Ancillary/Seating
54" wide
100% polyurethane/silicone
Ink-resistant protective top coat
Polyester backing
82T12/466392-012 Iris
82T13/466392-013 Nocturnal
82T14/466392-014 Fluid
82T15/466392-015 Eden
82T16/466392-016 Galactic
82T17/466392-017 Shoreline
82T18/466392-018 Jade
82T19/466392-019 Garden
82T20/466392-020 Botanic
82T21/466392-021 Chartreuse
82T23/466392-023 Lyric
82T24/466392-024 Turmeric
82T25/466392-025 Bengal
82T26/466392-026 Core
82T27/466392-027 Mantle
82T28/466392-028 Sorbet
82T32/466392-032 Oak
82T33/466392-033 Castle
82T34/466392-034 Follow
82T35/466392-035 Elixir
82T36/466392-036 Charm
82T37/466392-037 Descend
82T38/466392-009 Sketch
82T39/466392-010 Glacier
82T40/466392-031 Fortress
82T41/466392-030 Lotus
82T42/466392-001 Coconut
82T43/466392-011 Cobblestone
82T44/466392-029 Bloom
82T45/466392-022 Crepe
82T46/466392-006 Hickory
82T47/466392-007 Constellation
82T48/466392-008 Labyrinth
82T49/466392-002 Vibe
82T50/466392-003 Stampede
82T51/466392-004 Lumber
82T52/466392-005 Gingerbread

Price category F continued on next page



# Textile Colors

continued

## GSA

### Price Category F

continued

Emit – Maharam	Instill <i>continued</i>	Ledger – Maharam	Pepper - Maharam
Workspaces	74M19/466351-019 Koala	Ancillary/Seating	Seating
54” wide	74M20/466351-020 Dorsal	54” wide	58” wide
55% post-industrial recycled polyester	74M21/466351-021 Stealth	100% polyurethane	49% polyester
45% post-consumer recycled polyester	74M22/466351-022 Mosey	V9G1/463770-001 001	41% post-industrial recycled polyester
PFOA-free stain resistant	74M23/466351-023 Beachfront	V9G2/463770-002 002	10% post-consumer recycled polyester
	74M24/466351-024 Discovery	V9G3/463770-003 003	PFOA-Free stain resistant
	74M25/466351-025 Grasp	V9G4/463770-004 004	Acrylic Backing
8EX01/466378-001 Wed	74M26/466351-026 Arboreous	V9GG/463770-017 017	8LW01/466486-001 Dojo
8EX02/466378-002 Zebra	74M27/466351-027 Yearling	V9GQ/463770-025 025	8LW02/466486-002 Marengo
8EX03/466378-003 Chiffon	74M28/466351-028 Allele	V9GS/463770-026 026	8LW03/466486-003 Harlequin
8EX05/466378-005 Nectar	74M29/466351-029 Eager	V9GU/463770-028 028	8LW04/466486-004 Pavlova
8EX06/466378-006 Elk	74M30/466351-030 Rise	V9GV/463770-029 029	8LW06/466486-006 Achiote
8EX08/466378-008 Goldenrod	74M31/466351-031 Latte	V9GW/463770-030 030	8LW07/466486-007 Essence
8EX09/466378-009 Beached	74M32/466351-032 Compose	V9GX/463770-031 031	8LW08/466486-008 Genome
8EX10/466378-010 Samba	74M33/466351-033 Furrow	V9GY/463770-032 032	8LW09/466486-009 Myriad
8EX11/466378-011 Nest	74M34/466351-034 Tenor	V9G18/463770-042 042	8LW10/466486-010 Terrarium
8EX14/466378-014 Groove	74M35/466351-035 Annatto	V9G19/463770-043 043	
8EX17/466378-017 Haiku	74M36/466351-036 Together	V9G20/463770-044 044	<b>Pitch - Maharam</b>
8EX18/466378-018 Bluefin	74M37/466351-037 Intention	V9G21/463770-045 045	Ancillary
8EX19/466378-019 Flow	74M38/466351-038 Overnight	V9G22/463770-046 046	54” wide
8EX20/466378-020 Xenon	74M39/466351-039 Icecap		100% vinyl
8EX21/466378-021 Artem	74M40/466351-040 Metamorphic	<b>Loop - Maharam</b>	ZPC04/466186-004 Pollen
8EX22/466378-022 Zen	74M41/466351-041 Anthracite	Seating	ZPC07/466186-007 Apple
8EX25/466378-025 Limeade		57” wide	ZPC11/466186-011 Voyage
		48% post-industrial recycled polyester	ZPC12/466186-012 Turquoise
		26% polyester	ZPC14/466186-014 Inlet
		26% post-consumer recycled polyester	ZPC15/466186-015 Captain
		PFOA-Free stain resistant	ZPC16/466186-016 Aura
		Acrylic Backing	ZPC17/466186-017 Coastal
		ZLL01/466469-001 Opossum	ZPC18/466186-018 Fog
		ZLL02/466469-002 Foundation	ZPC19/466186-019 Coal
		ZLL03/466469-003 Naval	ZPC21/466186-021 Mulberry
		ZLL04/466469-004 Buoyant	ZPC24/466186-024 Flame
		ZLL05/466469-005 Mockingbird	ZPC26/466186-026 Tumbleweed
		ZLL06/466469-006 Dynasty	ZPC29/466186-029 Subtle
		ZLL07/466469-007 Zori	ZPC30/466186-030 Buff
		ZLL08/466469-008 Wildfire	
		ZLL09/466469-009 Floral	
		ZLL10/466469-010 Penguin	
			<i>Price category F continued on next page</i>
Instill – Maharam	Keen - Maharam		
Ancillary/Seating	Seating		
54” wide	54” wide		
100% polyurethane	61% polyester		
Ink-resistant protective top coat	39% polyolefin		
Polyester backing	PFOA-Free stain resistant		
	Acrylic backing		
74M01/466351-001 Page	89N01/466433-001 Gaur		
74M02/466351-002 Limestone	89N02/466433-002 Lock		
74M03/466351-003 Bobwhite	89N03/466433-003 Elk		
74M04/466351-004 Loafer	89N04/466433-004 Oatmeal		
74M07/466351-007 Shaker	89N05/466433-005 Lakefront		
74M08/466351-008 Doe	89N06/466433-006 Argent		
74M09/466351-009 Ride	89N07/466433-007 Coyote		
74M10/466351-010 Squire	89N08/466433-008 Eventide		
74M11/466351-011 Tannin	89N09/466433-009 Canal		
74M12/466351-012 Vitis	89N10/466433-010 Rosemary		
74M14/466351-014 Quail	89N11/466433-011 Herb		
74M15/466351-015 Brittanic	89N12/466433-012 Ruby		
74M16/466351-016 Narwhal	89N13/466433-013 Loganberry		
74M18/466351-018 Stowaway			

# Textile Colors

continued

## GSA

### Price Category F

continued

### Price Category G

### Price Category H

Appendix: Textile Colors

#### Scuba - Maharam

Ancillary
54" wide
100% polyurethane
V9B1/464930-001 Vanilla
V9B5/464930-005 Chinchilla
V9B6/464930-006 Mahogany
V9B7/464930-007 Jet
V9B8/464930-008 Charcoal
V9B9/464930-009 Dolphin
V9BA/464930-010 Drizzle
V9BC/464930-012 Conifer
V9BD/464930-013 Bottle
V9BF/464930-015 Tourmaline
V9BG/464930-016 Sapphire
V9BH/464930-017 Electric
V9BL/464930-020 Cabernet
V9BM/464930-021 Brick
V9BN/464930-022 Coral
V9BP/464930-023 Autumn

#### Strum - Maharam

Seating
54" wide
100% polyurethane
with silver-based antimicrobial
Z3301/466122-001 Overcast
Z3302/466122-002 Ridge
Z3304/466122-004 Pigeon
Z3307/466122-007 Bur
Z3308/466122-008 Abalone
Z3312/466122-012 Lemongrass

#### Compound - Maharam

Seating
54" wide
100% polyurethane
silane-based antimicrobial
ZC201/466196-001 Quartz
ZC203/466196-003 Weathered
ZC204/466196-004 Cliff
ZC205/466196-005 Espresso
ZC206/466196-006 Smolder
ZC207/466196-007 Blaze
ZC208/466196-008 Mandarin
ZC209/466196-009 Maple
ZC210/466196-010 Perennial
ZC211/466196-011 Mountainside
ZC212/466196-012 Tundra
ZC213/466196-013 Manatee
ZC214/466196-014 Marine
ZC215/466196-015 Twilight
ZC216/466196-016 Shelter
ZC217/466196-017 Vessel
ZC218/466196-018 Smoke
ZC219/466196-019 Fog

#### Gild - Maharam

Ancillary/Seating
54" wide
100% non-phthalate vinyl
Ink-resistant protective top coat
Polyester backing
8AR01/466432-005 Grapevine
8AR02/466432-009 Frosting
8AR03/466432-007 Smokey
8AR04/466432-003 Skylight
8AR05/466432-011 Sandstone
8AR06/466432-004 Hurricane
8AR07/466432-002 Wreath
8AR08/466432-001 Rainforest
8AR09/466432-012 Fudge
8AR10/466432-010 Lantern
8AR11/466432-006 Planet
8AR12/466432-008 Reflection

#### Sudden - Maharam

Ancillary
54" wide
100% polyurethane
ZSD02/463000-002 002
ZSD03/463000-003 003
ZSD05/463000-005 005
ZSD06/463000-006 006
ZSD07/463000-007 007
ZSD08/463000-008 008
ZSD09/463000-009 009
ZSD10/463000-010 010
ZSD11/463000-011 011
ZSD13/463000-013 013
ZSD15/463000-015 015
ZSD16/463000-016 016
ZSD17/463000-017 017
ZSD18/463000-018 018
ZSD19/463000-019 019
ZSD20/463000-020 020
ZSD24/463000-024 024
ZSD27/463000-027 027
ZSD36/463000-036 036

#### Circles - Maharam

Ancillary/Seating
55" wide
70% cotton
30% polyester
ZT01/458310-001 Khaki
ZT02/458310-002 Fatigue
ZT03/458310-003 Document
ZT04/458310-004 Engine

#### Dot Pattern - Maharam

Ancillary/Seating
55" wide
71% cotton
29% polyester
ZK01/458300-001 Document
ZK02/458300-002 Taupe
ZK04/458300-004 Red
ZK05/458300-005 Navy

#### Regatta - Maharam

Ancillary
54" wide
65% solution-dyed acrylic
35% solution-dyed polyester
ZRT01/466189-001 Drift
ZRT02/466189-002 Parasol
ZRT04/466189-004 Swell

#### Small Dot Pattern - Maharam

Ancillary/Seating
55" wide
71% cotton
29% polyester
ZL01/458320-001 Document
ZL02/458320-002 Sand
ZL03/458320-003 Khaki
ZL04/458320-004 Taupe
ZL05/458320-005 Charcoal
ZL06/458320-006 Document
Reverse
ZL07/458320-007 Red
ZL08/458320-008 Yellow
ZL09/458320-009 Green

Textile Colors

continued

GSA

Price Category I	Price Category J-O	Price Category P	Price Category Q
<div>Cursive – Maharam</div> <div>Seating</div> <div>54” wide</div> <div>67% solution-dyed acrylic</div> <div>33% solution-dyed polyester</div> <div>PFOA-Free stain resistant</div> <div>7CW01/466335-001 Fast</div> <div>7CW03/466335-003 Beachcomb</div> <div>7CW05/466335-005 Swift</div> <div>7CW06/466335-006 Jetstream</div> <div>7CW07/466335-007 Inkwell</div> <div>7CW08/466335-008 Rubber</div>	No fabrics available at this time.	<div>Layers Vineyard Small – Maharam</div> <div>Ancillary</div> <div>52” wide</div> <div>92% wool</div> <div>5% polyester</div> <div>3% nylon</div> <div>ZLS01/465920-001 Ochre/White</div> <div>ZLS02/465920-002 Scarlet/Peony</div> <div>ZLS03/465920-003 Taupe/Violet</div> <div>ZLS04/465920-004 Jade/Turquoise</div> <div>ZLS05/465920-005 Ginger/Rose</div>	<div>Brushed Camel – Maharam</div> <div>Ancillary</div> <div>58” wide</div> <div>100% baby camel hair</div> <div>ZBA01/465977-001 Albino</div> <div>ZBA02/465977-002 Natural</div>

Textile Colors

continued

GSA

Price Category R-Z

Price Category 10M

No fabrics available at this time.

Pace Leather – Maharam	
Ancillary	
approx. 50 sq. ft. per hide	
100% leather	
ZPA01/700011-001	Whisper
ZPA02/700011-002	Shy
ZPA03/700011-003	Granite
ZPA04/700011-004	Misty
ZPA05/700011-005	Studio
ZPA06/700011-006	Throne
ZPA07/700011-007	Proper
ZPA08/700011-008	Huron
ZPA09/700011-009	Darkroom
ZPA10/700011-010	Bark
ZPA11/700011-011	Raspberry
ZPA12/700011-012	Sangria
ZPA13/700011-013	Admiral
ZPA14/700011-014	Juniper
ZPA15/700011-015	Regal
ZPA16/700011-016	Vapor
ZPA17/700011-017	Valley
ZPA18/700011-018	Bushel
ZPA19/700011-019	Heirloom
ZPA20/700011-020	Palomino
ZPA21/700011-021	Bamboo
ZPA22/700011-022	Saffron
ZPA23/700011-023	Tearose
ZPA24/700011-024	Canyon
ZPA25/700011-025	Bistro
ZPA26/700011-026	Toffee
ZPA27/700011-027	Rodeo
ZPA28/700011-028	Mudslide
ZPA29/700011-029	Greige
ZPA30/700011-030	Reflection
ZPA31/700011-031	Pure
ZPA32/700011-032	Desert
ZPA33/700011-033	Griffin
ZPA34/700011-034	Urbane
ZPA35/700011-035	Woodrose



For more information about our products and services or to see a list of dealers, please visit us at [HermanMiller.com](http://HermanMiller.com) or call (800) 851 1196.

© 2025 Herman Miller, Inc., Zeeland, Michigan


#### Distribution Rights

Working together since 1956, Herman Miller and Vitra are the authentic sources of designs by Charles and Ray Eames, Alexander Girard, and George Nelson. All the designs shown in this book are protected by law. Herman Miller has obtained all rights to make and sell these designs. Also, Herman Miller holds exclusive worldwide manufacturing and distribution rights for these products with the following exceptions:

Charles and Ray Eames, George Nelson, and Alexander Girard—Worldwide distribution rights for furniture in all areas except Europe and the Middle East. For those areas, please contact Vitra.

Isamu Noguchi—Worldwide distribution rights for the Noguchi Rudder Table. Distribution rights for the Noguchi Table in North America and Central America only. For all other areas, please contact Vitra.

Magis—Exclusive distribution rights in the US and Canada. For all other areas, please contact Magis.

® HermanMiller, , Action Office, Aeron, Aside, Canvas Office Landscape, Caper, Cosm, Co/Struc, Eames, Embody, Ethospace, Exclave, Fine-Tune, FlexFront, Formcoat, Ground Cloth, Intent, Layout Studio, Lino, Maharam, Meridian, Mirra, Motia, Nelson, Pellicle, Perspectives, Plex, PostureFit, PostureFit SL, Sayl, Setu, Tu, Verus, Y-Tower and Zeph are among the registered trademarks of Herman Miller, Inc., and its owned subsidiaries.

™ AireWeave, Bubbletack, Canvas Vista, Cellular Suspension, Commend, Compass, Connect, DOT, Durawrap, Everywhere, Flex-Edge, Headway, Hopsak 2, Iota, Keyless Entry, Latitude, Lyris 2, Mora, Multiscrim, Nevi, OE1, OE1 Workspace Collection, Overlay, Renew, Stackable, Swoop, Thrive, TriFlex, Twist and Valor are among the trademarks of Herman Miller, Inc., and its owned subsidiaries.

Chemsurf® is a registered trademark of Wilsonart International.

Corian® is a registered trademark of E.I. du Pont de Nemours and Company Corporation.

FLEXNET™ is a trademark of Milliken & Company.

Floor Saver Glide® is a registered trademark of Carpin Manufacturing, Inc.

Forest Stewardship Council® is a registered trademark of the Forest Stewardship Council A.C. (FSC). We are FSC® certified (FSC® C102895).

FSC® is a registered trademark of the Forest Stewardship Council A.C. (FSC).

MicrobeCare™ is a trademark of Parasol Medical LLC.

Microsoft® and Natural® Keyboard are registered trademarks of Microsoft Corporation.

Place Textiles® is a registered trademark of Place Textiles.