



GSA prices effective October 7, 2024
(based on July 1, 2024, commercial price list)
Published October 2024

Medical Equipment and Supplies

Procedure/Supply Carts

Department of Veteran Affairs Marketing Division for Federal Supply Schedules Authorized Federal Supply Schedule Price List

Online access to contract ordering information, terms and conditions, up-to-date pricing, and the option to create an electronic delivery order is available through GSA Advantage!, a menu-driven database system.

The Internet address for GSA Advantage! is www.gsaadvantage.gov. For more information on ordering from Federal Supply Schedules, click on the FSS Schedules button at www.fss.gsa.gov.

Office Furniture
FSC/PSC 7110/7125
Contract Number: GS-03F-036DA
UEI: Q2K3MSZ843D8
Contract Period: December 21, 2015—December 20, 2025

MillerKnoll, Inc.
855 East Main Avenue
Zeeland, Michigan 49464
(616) 654 3000 Phone
(616) 654 8278 Fax
www.HermanMiller.com/government

Business Size: Large

Contract Information

1a. Special Item Numbers (SIN)

SIN 33721

Furniture Systems, Computer Furniture, Filing and Storage, Tables and Accessories, Upholstered Seating and Multi-Purpose Seating, Project Management, Reconfiguration and Relocation Services, Design/Layout and Installation Services

SIN 33721P

Packaged Offices

SIN 337127

Modular Laboratory Furniture Systems

SIN 339113H

Healthcare Furniture

SIN OLM

Order-Level Materials (OLMs)

This SIN is only for products and/or services used in direct support of the purchase of new furniture. It requires approval from the ordering Contract Officer. Please contact your local MillerKnoll Inc. representative to discuss the appropriate use of this SIN.

SIN 532289

Leasing

Contact MillerKnoll Inc participating government dealer for current leasing information.

1b. Lowest Priced Model

SIN 33721:	BVP3.S	\$7.27
SIN 33127:	TW113	\$5.81
SIN 339113H:	CR900NR	\$483.80

1c. Service Rates

Project Management

Furniture Project Manager: \$64.75 per hour
Furniture Project Coordinator: \$49.00 per hour
Build-Out Project Manager: \$80.00 per hour

Reconfiguration and Relocation Services

Not to exceed \$55 per hour.

See * Additional Notes for Installation & Reconfiguration and Relocation Services.

Design/Layout

Not to exceed \$65 per hour.

Installation Services

Not to exceed \$55 per hour (\$82.50 per hour for after-hours Installation).

See * Additional Notes for Installation & Reconfiguration and Relocation Services.

2. Maximum Order

SIN 33721, 337127, NEW, OLM

\$250,000 net product value

SIN 33721P

\$250,000 net value

SIN 339113H

\$500,000 net product value

3. Minimum Order

\$100 net

4. Geographic Coverage

Continental U.S.

Orders for Alaska, Hawaii, and Puerto Rico will be shipped F.O.B. inland carrier point of exportation.

5. Point of Production

Zeeland, Ottawa County, Michigan

Spring Lake, Ottawa County, Michigan

Elland, Yorkshire, United Kingdom

Hildebran, Burke County, North Carolina, USA

6. Pricing

Prices shown are list. Discounts include Industrial Funding Fee.

SIN 33721

Standard Lead Time, Single Order Net Purchase \$100 - 250,000, includes approved Herman Miller Options Products.

Product Line	Discount From List
Action Office 1	73.8%
Action Office 2	73.8%
Aeron	64.5%
Ambit Workspace Solutions	74.3%
Asari Chair	53.7%
Aside	64.2%
C-Style Overhead Storage	73.8%
Canvas Office Landscape Channel	74.8%
Canvas Office Landscape Dock	74.8%
Canvas Metal Desk	74.8%
Canvas Office Landscape Metal Storage	74.8%
Canvas Office Landscape Private Office	74.8%
Canvas Office Landscape Wood Storage	74.8%
Canvas Office Landscape Vista	74.8%
Canvas Office Landscape Wall	74.8%
Caper	61.5%
Commend Nurses Station	73.3%
Cosm	61.7%
Eames® Aluminum Group	58.7%
Eames Conference & Dining Tables	73.6%
Easton Family	54.91%
Embody	59.7%
Energy Distribution Systems	73.8%
Ethospace System	73.8%
Everywhere™ Tables	73.8%
Exclave	61.7%

Contract Information

continued

Fuld	59.7%
Headway™ Tables	73.8%
Intent Solution	58.7%
Layout Studio®	60.7%
Lighting	73.8%
Lino	63.7%
Meridian Laterals	67.3%
Meridian Pedestals	64.2%
Meridian Towers	62.7%
Meridian Storage	62.7%
Mirra 2	61.7%
Motia Tables	73.8%
NaughtOne	50.0%
Nemschoff	54.91%
Nevi™ Tables	73.8%
Nevi Link	73.8%
OE1 Boundary	72.8%
OE1 Community Elements	61.7%
OE1 Micro Packs	73.8%
OE1 Storage	72.8%
OE1 Tables and Benching	73.8%
Overlay™	62.7%
Plex® Lounge Furniture	59.5%
Public Office Landscape	61.7%
Renew™ Tables	73.8%
Renew Link	73.8%
Sayl	62.2%
Setu	59.7%
Swoop Lounge Furniture	60.7%
Thrive Portfolio	62.0%
Thrive Portfolio-CBS Products Extension	62.0%
Tu Lateral Files	74.3%
Tu Pedestals	73.8%
Tu Storage	74.3%
Tu Towers	74.3%
Tu Wood Cases	74.3%
Tu Wood Cubbies	74.3%
Tu Wood Credenzas	74.3%
Tu Wood Pedestals	74.3%
Tu Wood Towers	74.3%
Valor™ Family	54.91%
Verus	63.7%
Zeph	60.2%

Services

Please refer to section 19 for Terms and Conditions of Installation/ Reconfiguration and Relocation Services.

Project Management

Services under this SIN may be used only in conjunction with the purchase of new furniture. Please contact your local MillerKnoll Inc. representative to discuss the available labor categories (listed below). The hourly rates listed are “Not To Exceed” or “NTE” values.

Furniture Project Manager: \$64.75 per hour
Furniture Project Coordinator: \$49.00 per hour
Build-Out Project Manager: \$80.00 per hour

Reconfiguration and Relocation Services

Reconfiguration and Relocation Services will be provided by MillerKnoll Inc. or its participating dealer based on a fee not to exceed \$55 per hour.

See * Additional Notes for Installation & Reconfiguration and Relocation Services.

Design/Layout

Design service will be provided by MillerKnoll Inc. or its participating dealer based on a fee not to exceed \$65 per hour.

Installation Services

Installation Services will be provided by MillerKnoll Inc. or its participating dealer based on a fee not to exceed \$55 per hour (\$82.50 per hour for after-hours Installation).

See * Additional Notes for Installation & Reconfiguration and Relocation Services.

SIN 337127

Standard Lead Time, Single Order Net Purchase \$100 - 250,000, includes approved Herman Miller Options Products.

Product Line	Discount From List
Action Lab	58.5%
Compass System	58.5%
Co/Struc System	58.5%
Healthcare Carts	18.0%
Mora System	58.5%
Bedside Cabinets	58.5%

SIN 33721P

Packaged Office Furniture - Maximum Order \$250,000 (net).

Includes packaged furniture solutions for customers needing to furnish an office.

SIN 339113H

Standard Lead Time, Single Order Net Purchase \$100 - 500,000, includes approved Herman Miller Options Products.

Product Line	Discount From List
Nemschoff Healthcare Furniture	54.91%

7. Quantity Discounts

Reference item #6.

8. Payment Terms

Net 30 days

9. Foreign Items

None

10. Time of Delivery

- 90 day ARO
- Expedited delivery: Items listed in the 10-Day section of the catalogs are available for expedited delivery.
- Overnight/2-day delivery: Select items may be available for overnight or 2-day delivery. Contact MillerKnoll Inc. or a participating dealer for availability and rates.
- Urgent requirements: Agencies may contact contractor or participating dealer to request faster delivery.

Contract Information

continued

11. F.O.B.

F.O.B. destination except Alaska, Hawaii, and Puerto Rico, which will be shipped F.O.B. inland carrier point of exportation.

12. Ordering Address

a. MillerKnoll Inc.

Government Customer Care 0161

855 East Main Avenue

Zeeland MI 49464.

b. For supplies and services, the ordering procedures information on Blanket Purchase Agreements (BPA's) are found in Federal Acquisition Regulation (FAR) 8.405-3.

13. Payment Address.

MillerKnoll Inc.

22764 Network Place

Chicago, IL 60673-1227

14. Warranty

MillerKnoll Inc. commercial warranty applies.

15. Export Packing Charge

Prices supplied on request.

16. Rental Maintenance and Repair Terms

Not applicable

17. Terms and Conditions of Installation/Reconfiguration and Relocation Services

* Additional Notes for Installation & Reconfiguration and Relocation Services:

FOB Destination (Drop Ship): Price includes product delivery to the site, brought to the tailgate of the truck. The purchaser is responsible for unloading.

Prices effective up to the maximum order by SIN only. Above the MO, pricing shall be negotiated on a case-by-case basis between the client and local dealer.

Standard Services are Subject to the Following Conditions:

Installation will be performed during normal weekday working hours.

Adequate facilities for delivery, unloading, moving and staging/storing the product during the installation process shall be provided.

Service work will not be hindered by other trades.

Electric, heat, and adequate elevator service will be furnished without charge.

The immediate installation area shall be complete and free of debris including the carpet/flooring before installation commences.

Any work requiring a licensed electrician is the responsibility of the buyer.

Additional Charges May Apply For:

Major Metro Markets and any non-ground floor installation.

Major Metro Markets include large population centers and urban environments.

Installation in a clinical/medical environment.

Special restrictions or limits established by local laws, ordinances or the directions of the buyer, including but not limited to restrictions on transportations of materials, street access to the job site and/or dock facilities.

Installations outside of a 50 mile radius of the servicing dealer.

Local Prevailing Wage and/or Union Labor Rates.

Any additional charges shall be quoted by the dealer and approved by the buyer prior to performance of the work.

18. Terms and Conditions of Repair Parts

Not applicable

19. Service and Distribution Points

For service and distribution points nearest you, call (800) 851 1196.

20. Participating Dealers

Access Herman Miller web site for current list of participating dealers: www.HermanMiller.com/where-to-buy/contact-a-dealer/. Select your market by using the filter.

21. Preventive Maintenance

Not applicable

22a. Special Attributes.

2022

MillerKnoll earns its 15th consecutive perfect score in Human Rights Campaign Foundation's 2022 Corporate Equality Index.

2021

The OE1 Trolley and Micro Packs are both winners of the 2021 Archiproducts international design competition in the Office Category.

MillerKnoll is named to Michigan's Best and Brightest in Wellness List for 2021.

MillerKnoll is awarded Platinum Rating in CSR by EcoVadis.

OE1 is named winner of Wallpaper's "Most Futuristic Furniture" Category as part of their first-ever Smart Space Awards.

OE1 receives the Workplace category award from Fast Company's 2021 Innovation by Design Awards.

MillerKnoll is named to Fast Company's Annual List of the World's Most Innovative Companies for 2021.

MillerKnoll is recognized as a "Disclosure Leader" by the Chemical Footprint Project (CFP).

Contract Information

continued

MillerKnoll earns its 14th consecutive perfect score in Human Rights Campaign Foundation's 2021 Corporate Equality Index.

MillerKnoll is named to Newsweek's List of America's Most Responsible Companies 2021.

Great Lakes Women's Business Council awards MillerKnoll for "Excellence in Supplier Diversity" in the Best In Class category.

2020

Herman Miller is recognized with a 2020 FSC® Leadership Award for our commitment to responsible forestry management.

Herman Miller is named one of Investor's Business Daily Top 50 Best ESG (Environmental, Social, and Corporate Governance) Companies.

Working Mother names Herman Miller as one of the Best Companies for Dads.

Herman Miller is awarded Platinum Rating in CSR by EcoVadis.

Herman Miller is named Diversity Inc 2020 Noteworthy Company for recruitment efforts, employee development opportunities, leadership accountability, and supplier diversity.

Cosm, by Studio 7.5, receives an iF Gold Award in the Office and Industry category at the iF World Design Awards 2020.

Herman Miller earns its 13th consecutive perfect score in Human Rights Campaign Foundation's 2020 Corporate Equality Index.

2019

Mora System casework, designed by Collective Ten for Herman Miller, receives silver in the Industrial and Life Science Design/Medical Furniture category at the European Product Design Awards.

Mora System casework is awarded GOOD DESIGN Award 2019, selected for design excellence and innovation.

National Minority Supplier Diversity Council (NMSDC) names Herman Miller as the 2019 Class 1 Corporation of the Year for leadership in supplier diversity.

TIME Magazine names Cosm to its list of 100 Best Inventions of 2019.

Herman Miller is named #12 Overall and #2 in Manufacturing on Investor's Business Daily Best ESG (Environmental, Social, Governance) Companies.

Herman Miller is recognized as a silver level Certified Veteran-Friendly Employer by the Michigan Veterans Affairs Agency for a commitment to veteran hiring, retention, and development.

For the second year in a row, Herman Miller receives a Gold Medal from EcoVadis in recognition of Corporate Social Responsibility achievement measured in categories of environment, labor and human rights, ethics, and sustainable procurement.

Herman Miller is named "Frontrunner" in Chemical Footprint Project by Clean Production Action for our chemical management policies and practices.

Herman Miller receives International Interior Design Association and Contract's best showroom design award in the "Large Showroom" category at NeoCon.

Herman Miller earns its 12th consecutive perfect score in Human Rights Campaign Foundation's 2019 Corporate Equality Index.

Cosm, designed by Studio 7.5 for Herman Miller, receives a Red Dot Best of the Best Product Design Award in the "Office Chairs" category.

Lino, designed by Sam Hecht and Kim Colin for Herman Miller, receives an iF Design Award in the Product Design category.

2018

Overlay, designed by Birsell+Seck, receives Interior Design Best of Year Award in the Partitions and Wall Systems category.

Herman Miller receives the "Corporation of the Year" in consumer products award from the Michigan Minority Supplier Development Council.

Herman Miller achieves the Advanced Excellence in Supplier Diversity Award from the Great Lakes Women's Business Council for doing business with women-owned suppliers.

Great Lakes Women's Business Council awards Herman Miller for "Excellence in Supplier Diversity" in the Advanced category.

WEConnect awards Herman Miller an Honorable Mention for global supplier diversity initiatives.

As one of the top-scoring companies in the industry for the 14th consecutive year, Herman Miller has qualified for inclusion in RobecoSAM's 2018 Sustainability Yearbook and receives the Silver Class distinction for excellent sustainability performance—economic, environmental, and social.

For the 11th consecutive year, Herman Miller receives a perfect score on the Human Rights Campaign Foundation's Corporate Equality Index and is designated as Best Place to Work for LGBT equality. This report evaluates U.S. companies in terms of diversity, particularly LGBT-related policies and practices.

Contract Information

continued

Herman Miller receives Gold Medal from EcoVadis in recognition of Corporate Social Sustainability achievement measured in categories of environment, labor and human rights, ethics, and sustainable procurement. EcoVadis operates the first web-based collaborative platform that allows companies to assess the environmental and social performance of their global suppliers.

Aeron receives Good Design Award from The Chicago Athenaeum Museum of Architecture and Design.

The Cosm Chair wins Mix Interiors “Product of the Year—Task” award.

2017

Herman Miller receives “Rising Star Award” from the Michigan Veterans Affairs Agency (MVAA) for exhibiting new and novel approaches to veteran recruitment and hiring.

Herman Miller is named the 2017 “Corporation of the Year” in the consumer products sector by the Michigan Minority Supplier Development Council (MMSDC).

Herman Miller receives a 2017 SEAL (Sustainability, Environmental Achievement and Leadership) Business Sustainability Award. SEAL Award winners are determined by a holistic methodology measuring applicants against established benchmarks that demonstrate impact and progress toward creating a healthy planet and a sustainable future.

Herman Miller earns the 4 Star Diversity Visionary Award. This award celebrates the diversity, equality, and inclusion work of Herman Miller. The award is presented at the annual Diversity Equity Inclusion Summit, held by the Grand Rapids Area Chamber of Commerce.

Herman Miller is named one of the Best and Brightest in Wellness for the 5th year in a row.

Herman Miller earns its 10th consecutive perfect score in Human Rights Campaign Foundation’s 2017 Corporate Equality Index.

As one of the top-scoring companies in the industry for the 13th consecutive year, Herman Miller has qualified for inclusion in RobecoSAM’s 2017 Sustainability Yearbook and receives the Bronze Class distinction for excellent economic, environmental, and social sustainability performance. The selection criteria for inclusion in the Yearbook becomes more rigorous each year, and only the top 15 percent of companies within each industry are selected.

Herman Miller once again earns the WorldatWork Seal of Distinction, a unique standard of excellence in work-life effectiveness that shows we provide a distinct, mutually beneficial workplace experience. Herman Miller is the only furniture manufacturer among the 160 companies across the U.S. and Canada honored with the award.

Herman Miller’s Mora wins Nightingale Silver Award in the “Furniture Collections” category at the 2017 Healthcare Design Conference.

2016

Herman Miller earns 9th consecutive perfect score in Human Rights Campaign Foundation’s Corporate Equality Index and is designated as Best Place to Work for LGBT equality.

Herman Miller is recognized as the Business of the Year at the Annual Meeting of the West Michigan Environmental Action Council (WMEAC) for being an outstanding partner in support of the growth of WMEAC’s programs. WMEAC’s award goes to the business with the greatest depth and breadth of support, unwavering dedication to environmental action in West Michigan, and a strong corporate commitment to environmental advocacy.

The 101 Best and Brightest Sustainable Companies once again (5th consecutive year) recognizes Herman Miller as an organization in Michigan (and for the first time, in the nation) that exhibits leadership and innovation in its approach to sustainability. This award celebrates those companies that are making their businesses more sustainable, the lives of their employees better, and the community, both locally and globally, more responsible as a whole.

Herman Miller is recognized by the Michigan Minority Supplier Development Council (MMSDC) as a “Corporation of the Year”. Additionally, we are the only West Michigan company this year to receive an “Ambassadors Championing Excellence” Award from the MMSDC.

Herman Miller is recognized with “2016 Excellence in Supplier Diversity Award” from the Great Lakes Women’s Business Council.

Herman Miller is recognized as a 2016 Healthiest 100 Workplace in America, ranking 49th in the country for our commitment to health and exceptional corporate wellness programming.

Herman Miller receives the Best and Brightest in Wellness Award for the 4th year in a row. This program is an innovative initiative that recognizes and celebrates quality and excellence in health awareness.

The Michigan Occupational Safety and Health Administration renews Herman Miller’s “Star” status, the highest workplace safety and health designation, for the Hickory facility in Spring Lake.

Plex Lounge Furniture from Herman Miller receives #MetropolisLikes award at NeoCon 2016.

Plex Lounge Furniture from Herman Miller receives Interior Design HIP Award for Workplace Seating/Lounge at NeoCon 2016.

Herman Miller is named a 2016 Women on Boards Winning Company. Companies selected for this recognition are considered champions of board diversity as 20 percent or more of their board seats are occupied by women.

Herman Miller is selected for inclusion in the 2016 RobecoSAM Sustainability Yearbook for the 12th consecutive year.

Herman Miller again earns the WorldatWork Work-Life 2016 Seal of Distinction. This award identifies organizations that focus on programs that promote work-life balance and overall well-being.

Contract Information

continued

22b. Section 508 Compliance

Not applicable

23. Unique Entity ID: Q2K3MSZ843D8

24. Registered in System for Award Management (www.SAM.gov) Database

25. Cancellation

Prior to production, no cancellation charge will apply. After production, only actual cost incurred that the contractor can demonstrate if items are sold after 3 months.

26. Restocking Charges

Agencies must notify the contractor for authorization prior to returning any items. The customer agency will be required to pay all packaging and return freight charges. A restocking fee of 50% for Systems Furniture and 35% for all other product lines will be charged for any returned items.

Returns and restocking policy is not applicable to Options products, products under SIN 337127, 339113H, NaughtOne and Nemschoff products.

MillerKnoll Inc. Miscellaneous Information:

Federal ID Number: 38-0837640

Commercial and Government Entity Code (CAGE): 40636

Data Universal Numbering System (DUNS) 00-601-2801

Commercial Entity Code (CEC): 00702290J

Introduction	page 2
Procedure/Supply Carts	3
Carts	5
Interior Components	25
Exterior Accessories	54
Indices	91
By Name	91
By Number	93
Appendices	
20-Day or Less/Assigned Lead-Time Order Information-Healthcare	
Packaging/Keyed-Alike Information-Procedure/Supply Carts	
For the latest materials information, refer to the Materials pages on HermanMiller.com.	

Introduction

A Note on the Organization of This Book

There are a few signals that will help you understand the organization of this book. Once you know them, you should be able to find your way around easily.

Like a newspaper, this book is formatted with columns of text and illustrations that run vertically.

Information wraps from one column to the next and continues for as many pages as it needs to.

Black bars are clues.

A black bar at the top of a page signals the start of information about a product.

This information is divided into two sections, each signaled by a black bar. Product Information includes a description, additional notes, and dimensional drawings. Specification Information, which always begins at the top of a column, includes a series of steps. Each step represents a decision you need to make in order to complete your product number. Steps must be followed sequentially. The number of pages needed to complete information on a product varies; some will be complete in one page; others may fill three or four pages. Just continue going through the steps until you run into the next product, signaled by the black bar at the top of the page.

Black tabs running along the outside edge of the page help you locate what section you are in or what section you want to go to. You can thumb forwards or backwards to find a section; tabs and text appear on both sides of the page.

The additional pages in the back of the book include the appendices and indices. They are signaled by a long black bar running along the outside edge of the page.

The index is presented two ways.

The first index is in alphabetical order by product name. It can be helpful if you are new to the products and numbering scheme or if you are looking for a type of product, such as work chair or round table.

The second index is by product number. It lists, in alphanumeric order, the base product number, typically a five-digit number.

General Information

This book is effective October 7, 2024, subject to change without notice. Products may be purchased from authorized Herman Miller dealers who will quote prices upon request. For more information about our products and services or to see a list of dealers, visit www.HermanMiller.com.


All prices are list prices. Additional services, such as planning services, design, storage, and installation, are not included and must be added to these prices when the additional services are requested.


Illustrations, specifications, and prices are based on the latest information at the time of publication. The right is reserved to make changes at any time without notice in prices, fabrics, finishes, materials, specifications, and models, and also to discontinue models and finishes.

Dimensions shown in the drawings are engineering drawing dimensions rounded up to the nearest 1/8". Product is shipped set up or knocked down. Products that include "Shipped knocked down" in the description require some assembly. If this statement does not appear in the description, the product is shipped assembled.

Service problems are normally handled by a Herman Miller authorized dealer. Where this cannot be accomplished on a local level, service problems should be referred to the Customer Care Representative for your region, Herman Miller, Inc., Zeeland, Michigan 49464.

20-Day or Less/Assigned Lead-Time Shipments

All products and options in this price book not designated by an Assigned Program icon  will ship in **20 business days or less** after being acknowledged by Herman Miller.

Products and options designated by an  are on the assigned lead-time program and may ship in 20 days, less than 20 days, or more than 20 days from order acknowledgement.

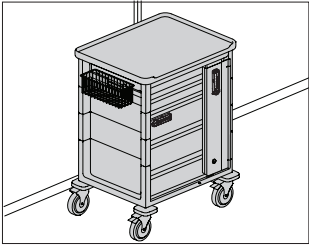
Carts

Interior Components

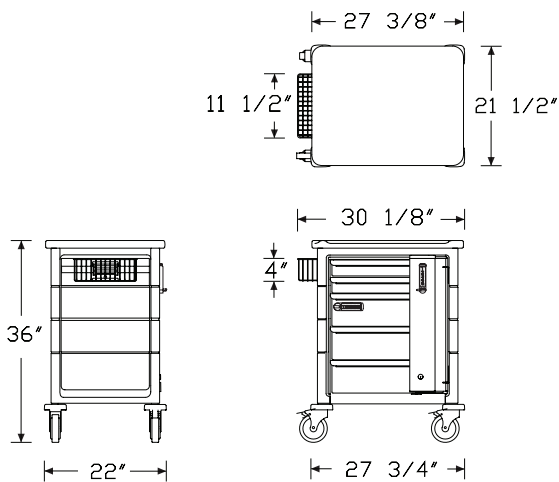
Exterior Accessories

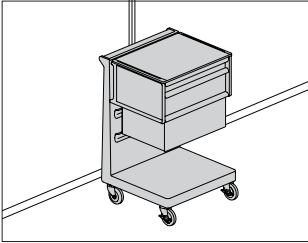
Try-A-Cart 20 Series, 36" H Cart Kit

CTC.



Product Information	Specification Information
<p>Description</p> <p>This Try-A-Cart kit is a preconfigured cart with optimal options and accessories to demonstrate key features and solutions to customers. This product is best shown alongside CTC.TAC212, sold separately. This kit includes the following cart components:</p> <ul style="list-style-type: none">• 36"-high 20 Series cart with slide out shelf in soft white (CT336.60SLU)• 3" drawer in soft white (CT501.03LU), quantity 2• 6" drawer in soft white (CT501.06LU), quantity 2• 6" drawer with locked lid and keyless lock in soft white (CT505.06PLU)• 3" drawer organizer kit (CT580.03)• 3" drawer organizer kit (CT583.03)• 6" drawer organizer kit (CT575.06)• Basic keyless lock bar on the right in soft white (CT625.P36RKLU)• Side accessory rail mounted on the 4th segment on the left side (CT782.15L4)• Small supply basket (CT720.01)• Rail clamp (CT729.01)• Drawer color labels (CT990.L8)	<p>Step 1.</p> <p>CTC.TAC336 A \$3453</p>
Dimensions	





Procedure/Supply Carts

Product Information

Description

This Try-A-Cart kit is a preconfigured cart with optimal options and accessories to demonstrate key features and solutions to customers. This product is best shown alongside CTC.TAC336, sold separately. This kit includes the following cart components:

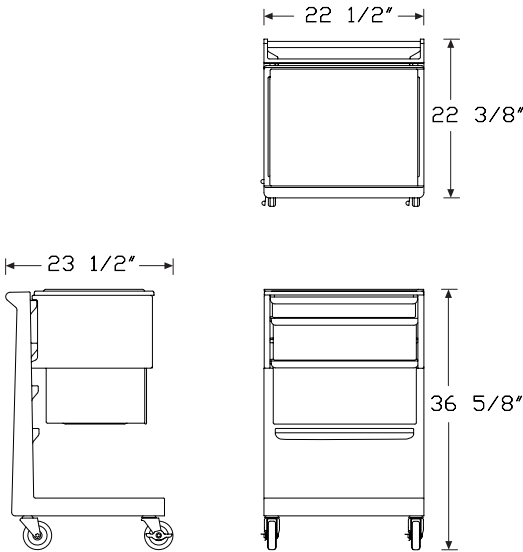
- L-Cart in soft white (CO212FFLU)
- C Frame in soft white (CO205FFLU)
- C Lid in soft white (CO201FFLU)
- 3" drawer in soft white (CO207FFLU)
- 6" drawer in soft white (CO208FFLU)
- 9" drawer in soft white (CO209FFLU)

Dimensions

Specification Information

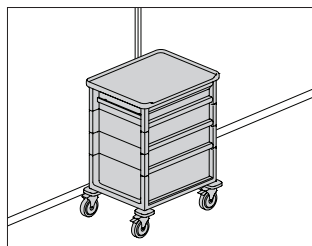
Step 1.

CTC.TAC212 A \$2174



36" H Procedure Cart for Basic Supply Storage

CTC.



Product Information

Description

This cart is a typical configuration for basic supply storage. The purpose is to store and organize smaller quantities of supplies that do not require security.

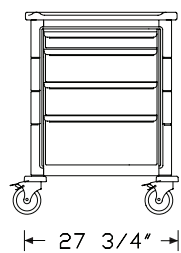
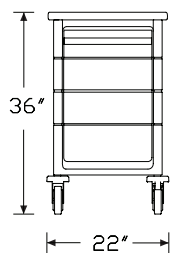
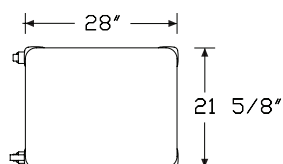
This cart includes the following components:

- 36"-high Series 20 cart (CT336.60N)
- 3" drawer (CT501.03), quantity 1
- 6" drawer (CT501.06), quantity 2
- 9" drawer (CT501.09), quantity 1
- Segment 3 mounted accessory rail (CT782.15L3)
- 3" drawer organizer kit (CT583.03)
- 6" drawer organizer kit (CT575.06)

Notes

All drawers come in the color specified in the drawer finish step.

Dimensions



Specification Information

Step 1.

CTC.336 ☐ \$1603

Step 2. Surface Finish

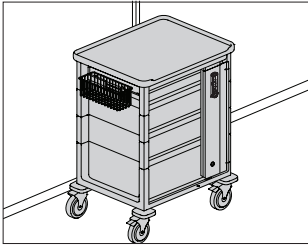
HF inner tone light ☐ +\$0
LU soft white ☐ +\$0
WN warm grey neutral ☐ +\$0

Step 3. Drawer Finish

2B juniper ☐ +\$0
3B beachglass ☐ +\$0
6F midnight ☐ +\$0
DA deep blue ☐ +\$0
HF inner tone light ☐ +\$0
LT light tone ☐ +\$0
LU soft white ☐ +\$0
VR vivid red ☐ +\$0
WN warm grey neutral ☐ +\$0
YT yellow ☐ +\$0
ZP terra cotta ☐ +\$0

36"H Procedure Cart with Security

CTC.



Procedure/Supply Carts

Product Information

Description

This cart is a typical configuration for basic supply storage with security. The purpose is to store and organize smaller quantities of supplies that require security.

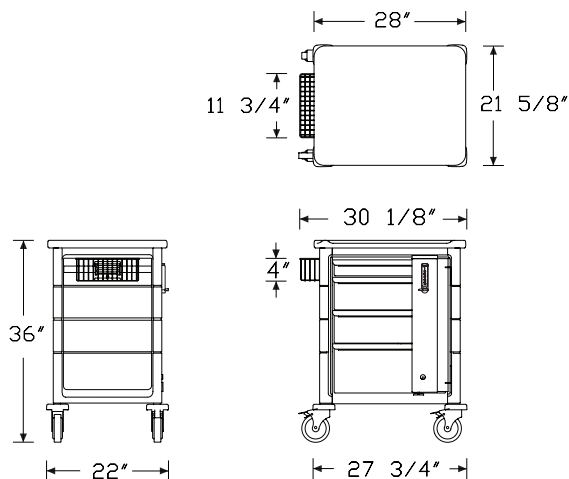
This cart includes the following components:

- 36"-high Series 20 cart (CT336.60N)
- 3" drawer (CT501.03), quantity 1
- 6" drawer (CT501.06), quantity 2
- 9" drawer (CT501.09), quantity 1
- Basic keyless lock bar (CT625.P36R)
- Segment 4 mounted accessory rail (CT782.15L4)
- Supply basket (CT720.01)
- 3" drawer organizer kit (CT583.03)
- 6" drawer organizer kit (CT575.06)

Notes

All drawers come in the color specified in the drawer finish step.

Dimensions



Specification Information

Step 1.

CTC.336S A

Step 2. Lock

K keyed alike A

L keyed differently A

Prices for Steps 1-2.

CTC.336S K	\$2297
L	\$2297

Step 3. Base/Lock Bar Finish

HF inner tone light A	+\$0
LU soft white A	+\$0
WN warm grey neutral A	+\$0

Step 4. Drawer Finish

2B juniper A	+\$0
3B beachglass A	+\$0
6F midnight A	+\$0
DA deep blue A	+\$0
HF inner tone light A	+\$0
LT light tone A	+\$0
LU soft white A	+\$0
VR vivid red A	+\$0
WN warm grey neutral A	+\$0
YT yellow A	+\$0
ZP terra cotta A	+\$0

Step 5. Key Number

For keyed alike (K)

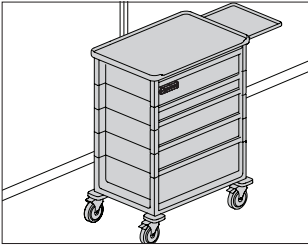
01 key number 01	+\$0
02 key number 02	+\$0
03 key number 03	+\$0
04 key number 04	+\$0
05 key number 05	+\$0
06 key number 06	+\$0
07 key number 07	+\$0
08 key number 08	+\$0
09 key number 09	+\$0
10 key number 10	+\$0
11 key number 11	+\$0
12 key number 12	+\$0
13 key number 13	+\$0
14 key number 14	+\$0
15 key number 15	+\$0

36"H Procedure Cart with Security *continued*

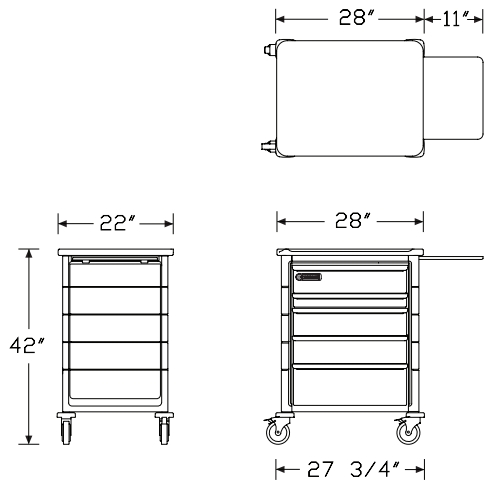
16	key number 16	+\$0	63	key number 63	+\$0
17	key number 17	+\$0	64	key number 64	+\$0
18	key number 18	+\$0	65	key number 65	+\$0
19	key number 19	+\$0	66	key number 66	+\$0
20	key number 20	+\$0	67	key number 67	+\$0
21	key number 21	+\$0	68	key number 68	+\$0
22	key number 22	+\$0	69	key number 69	+\$0
23	key number 23	+\$0	70	key number 70	+\$0
24	key number 24	+\$0	71	key number 71	+\$0
25	key number 25	+\$0	72	key number 72	+\$0
26	key number 26	+\$0	73	key number 73	+\$0
27	key number 27	+\$0	74	key number 74	+\$0
28	key number 28	+\$0	75	key number 75	+\$0
29	key number 29	+\$0	76	key number 76	+\$0
30	key number 30	+\$0	77	key number 77	+\$0
31	key number 31	+\$0	78	key number 78	+\$0
32	key number 32	+\$0	79	key number 79	+\$0
33	key number 33	+\$0	80	key number 80	+\$0
34	key number 34	+\$0	81	key number 81	+\$0
35	key number 35	+\$0	82	key number 82	+\$0
36	key number 36	+\$0	83	key number 83	+\$0
37	key number 37	+\$0	84	key number 84	+\$0
38	key number 38	+\$0	85	key number 85	+\$0
39	key number 39	+\$0	86	key number 86	+\$0
40	key number 40	+\$0	87	key number 87	+\$0
41	key number 41	+\$0	88	key number 88	+\$0
42	key number 42	+\$0	89	key number 89	+\$0
43	key number 43	+\$0	90	key number 90	+\$0
44	key number 44	+\$0	91	key number 91	+\$0
45	key number 45	+\$0	92	key number 92	+\$0
46	key number 46	+\$0	93	key number 93	+\$0
47	key number 47	+\$0	94	key number 94	+\$0
48	key number 48	+\$0	95	key number 95	+\$0
49	key number 49	+\$0	96	key number 96	+\$0
50	key number 50	+\$0	97	key number 97	+\$0
51	key number 51	+\$0	98	key number 98	+\$0
52	key number 52	+\$0	99	key number 99	+\$0
53	key number 53	+\$0			
54	key number 54	+\$0			
55	key number 55	+\$0			
56	key number 56	+\$0			
57	key number 57	+\$0			
58	key number 58	+\$0			
59	key number 59	+\$0			
60	key number 60	+\$0			
61	key number 61	+\$0			
62	key number 62	+\$0			

Procedure/Supply Carts

42"H Procedure Cart with Limited Security CTC.



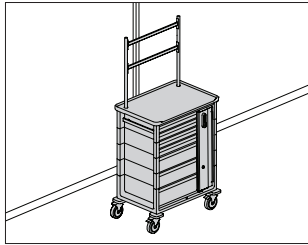
Product Information
Description
This cart is a typical configuration for basic supply storage with 1 locking drawer.
This cart includes the following components:
<ul style="list-style-type: none"> • 42"-high Series 20 cart with slide-out shelf (CT342.60S) • 6" drawer with keyless lock (CT501.06P), quantity 1 • 3" drawer (CT501.03), quantity 1 • 6" drawer (CT501.06), quantity 2 • 9" drawer (CT501.09), quantity 1 • 3" drawer organizer kit (CT580.03) • 3" drawer organizer kit (CT583.03) • 6" drawer organizer kit (CT575.06)
Notes
All drawers come in the color specified in the drawer finish step.
Dimensions



Specification Information
Step 1.
CTC.342L A \$2514
Step 2. Surface Finish
HF inner tone light A +\$0
LU soft white A +\$0
WN warm grey neutral A +\$0
Step 3. Drawer Finish
2B juniper A +\$0
3B beachglass A +\$0
6F midnight A +\$0
DA deep blue A +\$0
HF inner tone light A +\$0
LT light tone A +\$0
LU soft white A +\$0
VR vivid red A +\$0
WN warm grey neutral A +\$0
YT yellow A +\$0
ZP terra cotta A +\$0

42"H Procedure Cart with Above-Cart Storage

CTC.



Product Information

Description

This cart is a typical configuration for basic supply storage with security. The purpose is to store and organize light weight supplies above the cart for quick access.

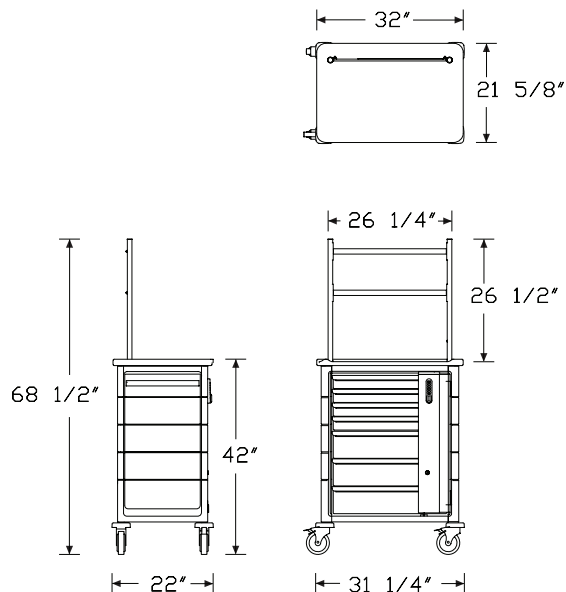
This cart includes the following components:

- 42"-high Series 24 cart (CT142.60N)
- 3" drawer (CT511.03), quantity 4
- 6" drawer (CT511.06), quantity 3
- Basic keyless lock bar (CT625.P42R)
- Segment 3 mounted accessory rail (CT782.15R3)
- Segment 4 mounted accessory rail (CT782.15L4)
- Above cart rail (CT796.)
- Above cart add-on rail (CT797.)

Notes

All drawers come in the color specified in the drawer finish step.

Dimensions



Specification Information

Step 1.

CTC.142 ☐

Step 2. Lock

K keyed alike ☐

L keyed differently ☐

Prices for Steps 1-2.

CTC.142 K \$2897

L \$2897

Step 3. Base/Lock Bar Finish

HF inner tone light ☐ +\$0

LU soft white ☐ +\$0

WN warm grey neutral ☐ +\$0

Step 4. Drawer Finish

2B juniper ☐ +\$0

3B beachglass ☐ +\$0

6F midnight ☐ +\$0

DA deep blue ☐ +\$0

HF inner tone light ☐ +\$0

LT light tone ☐ +\$0

LU soft white ☐ +\$0

VR vivid red ☐ +\$0

WN warm grey neutral ☐ +\$0

YT yellow ☐ +\$0

ZP terra cotta ☐ +\$0

Step 5. Key Number

For keyed alike (K)

01 key number 01 +\$0

02 key number 02 +\$0

03 key number 03 +\$0

04 key number 04 +\$0

05 key number 05 +\$0

06 key number 06 +\$0

07 key number 07 +\$0

08 key number 08 +\$0

09 key number 09 +\$0

10 key number 10 +\$0

11 key number 11 +\$0

12 key number 12 +\$0

13 key number 13 +\$0

14 key number 14 +\$0

15 key number 15 +\$0

Procedure/Supply Carts

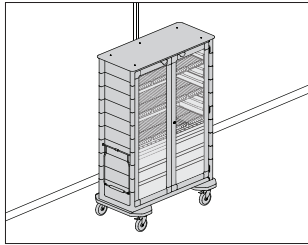
42"H Procedure Cart with Above- Cart Storage *continued*

Procedure/Supply Carts

16	key number 16	+\$0	63	key number 63	+\$0
17	key number 17	+\$0	64	key number 64	+\$0
18	key number 18	+\$0	65	key number 65	+\$0
19	key number 19	+\$0	66	key number 66	+\$0
20	key number 20	+\$0	67	key number 67	+\$0
21	key number 21	+\$0	68	key number 68	+\$0
22	key number 22	+\$0	69	key number 69	+\$0
23	key number 23	+\$0	70	key number 70	+\$0
24	key number 24	+\$0	71	key number 71	+\$0
25	key number 25	+\$0	72	key number 72	+\$0
26	key number 26	+\$0	73	key number 73	+\$0
27	key number 27	+\$0	74	key number 74	+\$0
28	key number 28	+\$0	75	key number 75	+\$0
29	key number 29	+\$0	76	key number 76	+\$0
30	key number 30	+\$0	77	key number 77	+\$0
31	key number 31	+\$0	78	key number 78	+\$0
32	key number 32	+\$0	79	key number 79	+\$0
33	key number 33	+\$0	80	key number 80	+\$0
34	key number 34	+\$0	81	key number 81	+\$0
35	key number 35	+\$0	82	key number 82	+\$0
36	key number 36	+\$0	83	key number 83	+\$0
37	key number 37	+\$0	84	key number 84	+\$0
38	key number 38	+\$0	85	key number 85	+\$0
39	key number 39	+\$0	86	key number 86	+\$0
40	key number 40	+\$0	87	key number 87	+\$0
41	key number 41	+\$0	88	key number 88	+\$0
42	key number 42	+\$0	89	key number 89	+\$0
43	key number 43	+\$0	90	key number 90	+\$0
44	key number 44	+\$0	91	key number 91	+\$0
45	key number 45	+\$0	92	key number 92	+\$0
46	key number 46	+\$0	93	key number 93	+\$0
47	key number 47	+\$0	94	key number 94	+\$0
48	key number 48	+\$0	95	key number 95	+\$0
49	key number 49	+\$0	96	key number 96	+\$0
50	key number 50	+\$0	97	key number 97	+\$0
51	key number 51	+\$0	98	key number 98	+\$0
52	key number 52	+\$0	99	key number 99	+\$0
53	key number 53	+\$0			
54	key number 54	+\$0			
55	key number 55	+\$0			
56	key number 56	+\$0			
57	key number 57	+\$0			
58	key number 58	+\$0			
59	key number 59	+\$0			
60	key number 60	+\$0			
61	key number 61	+\$0			
62	key number 62	+\$0			

72"H Clinical Supply Storage Cart

CTC.



Product Information

Description

This cart is a typical configuration for bulk supply storage requiring a range of organizational options.

This cart includes the following components:

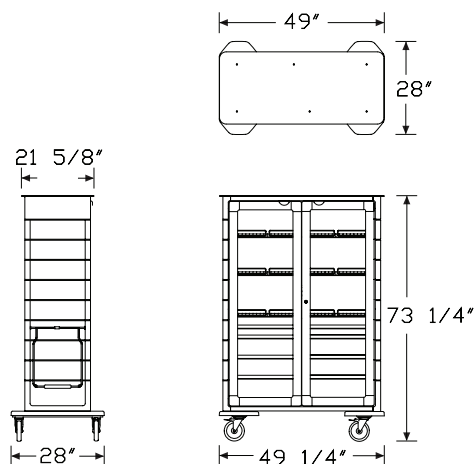
- 72"-high Series 20 double-wide cart (CT472.104)
- 3" drawer (CT501.03), quantity 2
- 6" drawer (CT501.06), quantity 4
- 9" drawer (CT501.09), quantity 2
- Double-wide wire shelf (CT526.), quantity 2
- Wire shelf dividers (CT527.)
- 3" drawer organizer kit (CT580.03)
- 3" drawer organizer kit (CT581.03)
- 6" drawer organizer kit (CT575.06), quantity 2

Notes

For clear double-wide doors (like image above), specify clear (TR) door insert finish.

All drawers come in the color specified in the drawer finish step.

Dimensions



Specification Information

Step 1.

CTC.472 [A]

Step 2. Lock

- N** no lock [A]
L keyed differently [A]
K keyed alike [A]
P keyless lock [A]

Prices for Steps 1-2.

CTC.472 N	\$4438
L	\$4588
K	\$4588
P	\$4799

Step 3. Base/Door Frame Finish

HF inner tone light [A]	+\$0
LU soft white [A]	+\$0
WN warm grey neutral [A]	+\$0

Step 4. Door Insert Finish

HF inner tone light [A]	+\$0
LT light tone [A]	+\$0
LU soft white [A]	+\$0
TR clear [A]	+\$0
WN warm grey neutral [A]	+\$0

Step 5. Drawer Finish

2B juniper [A]	+\$0
3B beachglass [A]	+\$0
6F midnight [A]	+\$0
DA deep blue [A]	+\$0
HF inner tone light [A]	+\$0
LT light tone [A]	+\$0
LU soft white [A]	+\$0
VR vivid red [A]	+\$0
WN warm grey neutral [A]	+\$0
YT yellow [A]	+\$0
ZP terra cotta [A]	+\$0

Step 6. Key Number

For keyed alike (K)

01 key number 01 [A]	+\$0
02 key number 02 [A]	+\$0
03 key number 03 [A]	+\$0
04 key number 04 [A]	+\$0

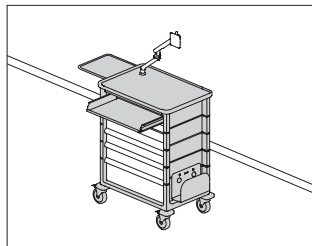
72"H Clinical Supply Storage Cart *continued*

Procedure/Supply Carts

05	key number 05	A	+\$0	52	key number 52	A	+\$0
06	key number 06	A	+\$0	53	key number 53	A	+\$0
07	key number 07	A	+\$0	54	key number 54	A	+\$0
08	key number 08	A	+\$0	55	key number 55	A	+\$0
09	key number 09	A	+\$0	56	key number 56	A	+\$0
10	key number 10	A	+\$0	57	key number 57	A	+\$0
11	key number 11	A	+\$0	58	key number 58	A	+\$0
12	key number 12	A	+\$0	59	key number 59	A	+\$0
13	key number 13	A	+\$0	60	key number 60	A	+\$0
14	key number 14	A	+\$0	61	key number 61	A	+\$0
15	key number 15	A	+\$0	62	key number 62	A	+\$0
16	key number 16	A	+\$0	63	key number 63	A	+\$0
17	key number 17	A	+\$0	64	key number 64	A	+\$0
18	key number 18	A	+\$0	65	key number 65	A	+\$0
19	key number 19	A	+\$0	66	key number 66	A	+\$0
20	key number 20	A	+\$0	67	key number 67	A	+\$0
21	key number 21	A	+\$0	68	key number 68	A	+\$0
22	key number 22	A	+\$0	69	key number 69	A	+\$0
23	key number 23	A	+\$0	70	key number 70	A	+\$0
24	key number 24	A	+\$0	71	key number 71	A	+\$0
25	key number 25	A	+\$0	72	key number 72	A	+\$0
26	key number 26	A	+\$0	73	key number 73	A	+\$0
27	key number 27	A	+\$0	74	key number 74	A	+\$0
28	key number 28	A	+\$0	75	key number 75	A	+\$0
29	key number 29	A	+\$0	76	key number 76	A	+\$0
30	key number 30	A	+\$0	77	key number 77	A	+\$0
31	key number 31	A	+\$0	78	key number 78	A	+\$0
32	key number 32	A	+\$0	79	key number 79	A	+\$0
33	key number 33	A	+\$0	80	key number 80	A	+\$0
34	key number 34	A	+\$0	81	key number 81	A	+\$0
35	key number 35	A	+\$0	82	key number 82	A	+\$0
36	key number 36	A	+\$0	83	key number 83	A	+\$0
37	key number 37	A	+\$0	84	key number 84	A	+\$0
38	key number 38	A	+\$0	85	key number 85	A	+\$0
39	key number 39	A	+\$0	86	key number 86	A	+\$0
40	key number 40	A	+\$0	87	key number 87	A	+\$0
41	key number 41	A	+\$0	88	key number 88	A	+\$0
42	key number 42	A	+\$0	89	key number 89	A	+\$0
43	key number 43	A	+\$0	90	key number 90	A	+\$0
44	key number 44	A	+\$0	91	key number 91	A	+\$0
45	key number 45	A	+\$0	92	key number 92	A	+\$0
46	key number 46	A	+\$0	93	key number 93	A	+\$0
47	key number 47	A	+\$0	94	key number 94	A	+\$0
48	key number 48	A	+\$0	95	key number 95	A	+\$0
49	key number 49	A	+\$0	96	key number 96	A	+\$0
50	key number 50	A	+\$0	97	key number 97	A	+\$0
51	key number 51	A	+\$0	98	key number 98	A	+\$0

72"H Clinical Supply Storage
Cart *continued*

99 key number 99 A +\$0



Product Information

Description

Storage and technology carts provide the ability to combine charting, inventory management, and storage in 1 cart. This cart has Flo® through-mount hardware installed on the left side of the cart top and is ready to accept a Flo monitor arm, sold separately. The cart has a raised-edge top and an optional shelf that slides out on the left or right side. It comes with a rail-attached power outlet strip or a bracket to mount a field-supplied power strip, and a cable management channel. There are 2 1"-diameter holes in the upper back of the cart body on the left and right sides for routing mouse and keyboard wires, and 10 interior slots at 3" intervals. When using the keyboard shelf, there are 9 available interior slots. The cart has 5" casters; 2 swivel/brake casters in front, 2 swivel casters in back.

Flo is an easy to move, slim profile monitor arm that can support a single flat panel monitor or laptop holder. It has a 13¹/₄" height-adjustment range, a 20⁵/₈" extension range, and allows the monitor to tilt 40° upward and -40° downward. The arm includes a quick-disconnect feature that allows easy installation and removal of a monitor or laptop holder. It has integrated cable management along the underside of the arm, and a visual indicator that shows the arm's tension setting. The arm meets VESA 75mm and 100mm standards (Video Electronic Standards Association-Mounting Interface Standard). An allen wrench for adjusting arm tension is included. Cart ships with Flo through-mount hardware attached. The arm slides onto the mount; no additional hardware required.

Notes

Keyboard shelf has full-extension drawer slides and holds up to 25 pounds. Finish is black.

Cart is compatible only with Flo monitor arm.

Flo arm accommodates monitor and laptop weights ranging from 7 to 20 pounds.

Order the following products separately:

- Flo single screen monitor arm-arm only (Y92090.) (open market)
- Optional laptop mount (Y91177.) for Flo arm (open market)
- Cord wrap (CT779.)
- Drawers, drawer accessories, shelves, cassettes, and holders
- Rail-mounted electrical components, containers, and holders

Flo monitor arm will always mount on left side of cart and CPU holder on the right side to balance the weight.

Laptop mount (Y91177.) requires 100mm VESA plate (not included).

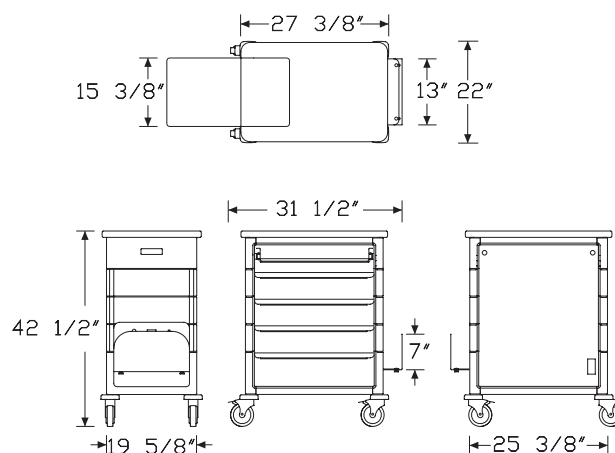
It supports laptops of varying widths up to 11" deep and 1¹/₂" thick. It supports docking stations up to 11" wide and 5" deep.

Flip-up shelf (CT750.) cannot be mounted on the same side of the cart as the CPU holder.

Side-mounted CPU holder finish is soft white (LU).

Side-mounted CPU holder width adjusts to hold computer cases ranging from 4"-6¹/₂" wide. Maximum cube space for CPU cases is 6¹/₂" wide×13" deep×25" high. Maximum weight capacity of CPU holder is 50 pounds.

Dimensions



Storage and Technology Cart

continued

Specification Information

Step 1.

CTT. ☐ A

Step 2. Cart Interior Width

342 20 series ☐ A

142 24 series ☐ A

Step 3. Top

60C raised-edge top ☐ A

60SC raised-edge top with slide-out shelf ☐ A

Step 4. Keyboard Shelf

N no keyboard shelf ☐ A

Y keyboard shelf ☐ A

Prices for Steps 1-4.

		N	Y
CTT.	342 60C	\$1359	1584
	60SC	\$1601	1827
	142 60C	\$1388	1618
	60SC	\$1649	1876

Step 5. Surface Finish

HF inner tone light ☐ A +\$0

LU soft white ☐ A +\$0

WN warm grey neutral ☐ A +\$0

Step 6. CPU Side Mount Options

NCR for no CPU or for used with Compact CPU ☐ A +\$0

RMC right side mounted CPU holder ☐ A +\$85

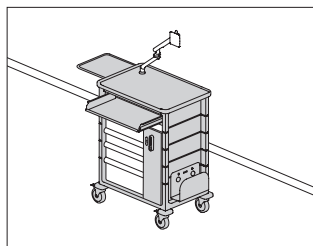
Step 7. Power Strip

RMB includes rail and mounting bracket only ☐ A +\$0

RPS includes rail with power strip ☐ A +\$130

Locking Storage and Technology Cart

CTTL.



Procedure/Supply Carts

Product Information

Description

Storage and technology carts provide the ability to combine charting, inventory management, and storage in 1 cart. Flo® through-mount hardware comes installed on the left side of the cart top and is ready to accept a Flo monitor arm, sold separately. This 42"-high cart includes a divider between keyboard tray and storage to allow keyboard access while the storage can remain locked by the 36"-high lock bar. The cart has a raised-edge top and an optional shelf that slides out on the left or right side. It comes with a rail-attached power outlet strip or a bracket to mount a field-supplied power strip, and a cable management channel. There are 2 1"-diameter holes in the upper back of the cart body on the left and right sides for routing mouse and keyboard wires, and 10 interior slots at 3" intervals. When using the keyboard shelf, there are 9 available interior slots. The cart has 5" casters; 2 swivel/brake casters in front, 2 swivel casters in back.

The lockbar prevents unauthorized access to drawers or cassette bins. It offers multiple security and access options and re-locks automatically when closed. Keyless entry options have a sleep mode for tamper protection when several incorrect codes are entered, a 9-volt battery "jump" capability, and a keyed backup. Batteries included.

The proximity reader will read most low frequency HID Prox Cards (125 kHz). The use of a card other than one from Herman Miller, Inc., should be verified. Various combinations of "user" and "supervisor" codes can be set.

Flo is an easy to move, slim profile monitor arm that can support a single flat panel monitor or laptop holder. It has a 13 1/4" height-adjustment range, a 20 5/8" extension range, and allows the monitor to tilt 40° upward and -40° downward. The arm includes a quick-disconnect feature that allows easy installation and removal of a monitor or laptop holder. It has integrated cable management along the underside of the arm, and a visual indicator that shows the arm's tension setting. The arm meets VESA 75mm and 100mm standards (Video Electronic Standards Association-Mounting Interface Standard). An allen wrench for adjusting arm tension is included. Cart ships with Flo through-mount hardware attached. The arm slides onto the mount; no additional hardware required.

Notes

Keyboard shelf has full-extension drawer slides and holds up to 25 pounds. Finish is black.

Cart is compatible only with Flo monitor arm.

Flo arm accommodates monitor and laptop weights ranging from 7 to 20 pounds.

Order the following products separately:

- Flo single screen monitor arm-arm only (Y92090.) (open market)
- Optional laptop mount (Y91177.) for Flo arm (open market)
- Cord wrap (CT779.)
- Drawers, drawer accessories, shelves, cassettes, and holders
- Rail-mounted electrical components, containers, and holders
- Proximity access (CT623.)

Flo monitor arm will always mount on left side of cart and CPU holder on the right side to balance the weight.

Laptop mount (Y91177.) requires 100mm VESA plate (not included).

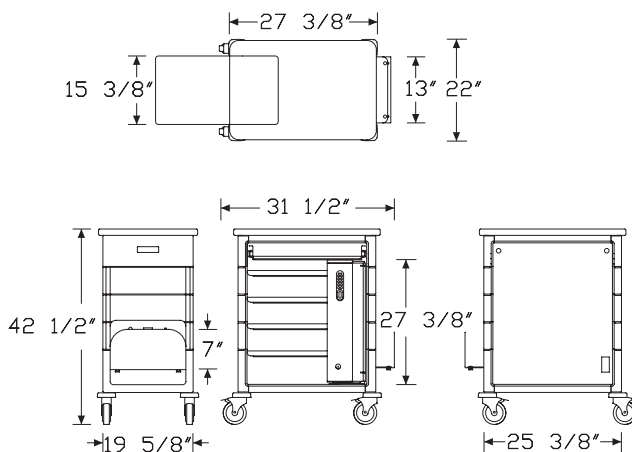
It supports laptops of varying widths up to 11" deep and 1 1/2" thick. It supports docking stations up to 11" wide and 5" deep.

Flip-up shelf (CT750.) cannot be mounted on the same side of the cart as the CPU holder.

Side-mounted CPU holder finish is soft white (LU).

Side-mounted CPU holder width adjusts to hold computer cases ranging from 4"-6 1/2" wide. Maximum cube space for CPU cases is 6 1/2" wide×13" deep×25" high. Maximum weight capacity of CPU holder is 50 pounds.

Dimensions



Locking Storage and Technology

Cart *continued*

Specification Information

Step 1.

CTTL [A](#)

Step 2. Cart Interior Width

342 20 series [A](#)

142 24 series [A](#)

Step 3. Top

60C raised-edge top [A](#)

60SC raised-edge top with slide-out shelf [A](#)

Step 4. Lockbar

B basic lock bar [A](#)

P proximity lock bar [A](#)

Step 5. Lock

K keyed alike [A](#)

L keyed differently [A](#)

Prices for Steps 1-5.

		BK	BL	PK	PL
CTTL	342 60C	\$2348	2347	3600	3599
	60SC	\$2588	2588	3840	3840
	142 60C	\$2335	2334	3562	3560
	60SC	\$2585	2585	3810	3810

Step 6. Base/Lock Bar Finish

HF inner tone light [A](#) +\$0

LU soft white [A](#) +\$0

WN warm grey neutral [A](#) +\$0

Step 7. CPU Side Mount Options

NCR for no CPU or for used with Compact CPU [A](#) +\$0

RMC right side mounted CPU holder [A](#) +\$85

Step 8. Power Strip

RMB includes rail and mounting bracket only [A](#) +\$0

RPS includes rail with power strip [A](#) +\$130

Step 9. Key Number

For keyed alike (K)

01 key number 01 [A](#) +\$0

02 key number 02 [A](#) +\$0

03 key number 03 [A](#) +\$0

04 key number 04 [A](#) +\$0

05 key number 05 [A](#) +\$0

06 key number 06 [A](#)

07 key number 07 [A](#)

08 key number 08 [A](#)

09 key number 09 [A](#)

10 key number 10 [A](#)

11 key number 11 [A](#)

12 key number 12 [A](#)

13 key number 13 [A](#)

14 key number 14 [A](#)

15 key number 15 [A](#)

16 key number 16 [A](#)

17 key number 17 [A](#)

18 key number 18 [A](#)

19 key number 19 [A](#)

20 key number 20 [A](#)

21 key number 21 [A](#)

22 key number 22 [A](#)

23 key number 23 [A](#)

24 key number 24 [A](#)

25 key number 25 [A](#)

26 key number 26 [A](#)

27 key number 27 [A](#)

29 key number 29 [A](#)

30 key number 30 [A](#)

31 key number 31 [A](#)

32 key number 32 [A](#)

33 key number 33 [A](#)

34 key number 34 [A](#)

35 key number 35 [A](#)

36 key number 36 [A](#)

37 key number 37 [A](#)

38 key number 38 [A](#)

39 key number 39 [A](#)

40 key number 40 [A](#)

41 key number 41 [A](#)

42 key number 42 [A](#)

43 key number 43 [A](#)

44 key number 44 [A](#)

45 key number 45 [A](#)

46 key number 46 [A](#)

47 key number 47 [A](#)

48 key number 48 [A](#)

49 key number 49 [A](#)

50 key number 50 [A](#)

51 key number 51 [A](#)

52 key number 52 [A](#)

53 key number 53 [A](#)

+\$0

+\$0

+\$0

+\$0

+\$0

+\$0

+\$0

+\$0

+\$0

+\$0

+\$0

+\$0

+\$0

+\$0

+\$0

+\$0

+\$0

+\$0

+\$0

+\$0

+\$0

+\$0

+\$0

+\$0

+\$0

+\$0

+\$0

+\$0

+\$0

+\$0

+\$0

+\$0

+\$0

+\$0

+\$0

+\$0

+\$0

+\$0

+\$0

+\$0

+\$0

+\$0

+\$0

+\$0

+\$0

+\$0

+\$0

Procedure/Supply Carts

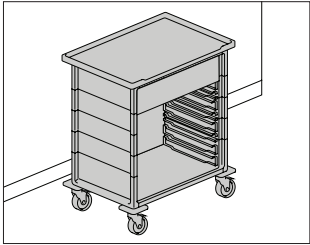
Locking Storage and Technology

Cart *continued*

Procedure/Supply Carts

54	key number 54	A	+\$0
55	key number 55	A	+\$0
56	key number 56	A	+\$0
57	key number 57	A	+\$0
58	key number 58	A	+\$0
59	key number 59	A	+\$0
60	key number 60	A	+\$0
61	key number 61	A	+\$0
62	key number 62	A	+\$0
63	key number 63	A	+\$0
64	key number 64	A	+\$0
65	key number 65	A	+\$0
66	key number 66	A	+\$0
67	key number 67	A	+\$0
68	key number 68	A	+\$0
69	key number 69	A	+\$0
70	key number 70	A	+\$0
71	key number 71	A	+\$0
72	key number 72	A	+\$0
73	key number 73	A	+\$0
74	key number 74	A	+\$0
75	key number 75	A	+\$0
76	key number 76	A	+\$0
77	key number 77	A	+\$0
78	key number 78	A	+\$0
79	key number 79	A	+\$0
80	key number 80	A	+\$0
81	key number 81	A	+\$0
82	key number 82	A	+\$0
83	key number 83	A	+\$0
84	key number 84	A	+\$0
85	key number 85	A	+\$0
86	key number 86	A	+\$0
87	key number 87	A	+\$0
88	key number 88	A	+\$0
89	key number 89	A	+\$0
90	key number 90	A	+\$0
91	key number 91	A	+\$0
92	key number 92	A	+\$0
93	key number 93	A	+\$0
94	key number 94	A	+\$0
95	key number 95	A	+\$0
96	key number 96	A	+\$0
97	key number 97	A	+\$0
98	key number 98	A	+\$0
99	key number 99	A	+\$0

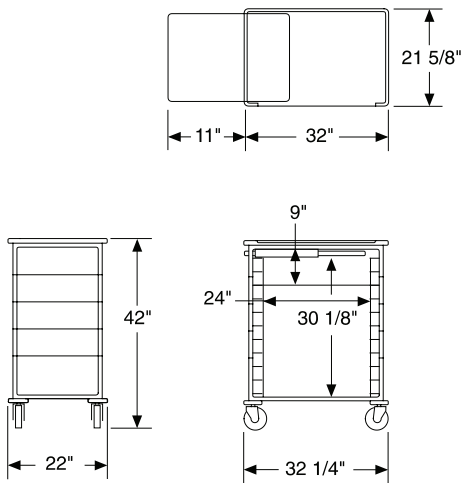
Single-Wide Cart, Dual AccessCT142.



Product Information
Description
This 42"-high cart provides access to the interior from the front and back, making it ideal for use as a response cart. It has a raised-edge top and an optional shelf that slides out on the left or right. A breakaway bar at front and back are also included. The cart has 5" casters; 2 swivel/brake casters in front, 2 swivel casters in back. It has a 24"-wide interior and slots at 3" intervals (7 slots in the front and 3 slots in the back) to hold interior components.
Notes
Order the following products separately:
<ul style="list-style-type: none">• Cart-mounted shelves, rails, trays, and holders• Drawers, drawer accessories, shelves, cassettes, and holders• Rail-mounted electrical components, containers, and holders
Dimensions

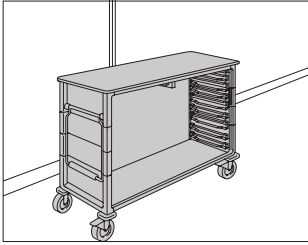
Specification Information
Step 1.
CT142. A
Step 2. Top
61B raised-edge top A
61S raised-edge top with slide-out shelf A
Prices for Steps 1-2.
CT142. 61B
61S
Step 3. Surface Finish
HF inner tone light
LU soft white
WN warm grey neutral

Procedure/Supply Carts



Double-Wide Cart

CT236.
CT242.
CT272.
CT436.
CT442.
CT472.



Product Information

Description

This 20"-deep cart has 1 swivel/brake caster and 1 swivel/direction-lock caster in front, 2 swivel casters in back, and bumpers on all 4 corners. A pull handle is installed on the left side of segment 4. 36"- and 42"-high carts have a flat top and 5" casters; the 72"-high cart has a flat top and 6" casters. The 36"- and 42"-high carts are available with a top or full spine; the 72"-high cart is available with or without a spine.

Notes

Height, spine, and interior slot combinations are:

Height—Spine—Interior Slots

36"—top spine—2 single-wide slots and 7 double-wide slots

36"—full spine—16 single-wide slots

42"—top spine—2 single-wide slots and 9 double-wide slots

42"—full spine—20 single-wide slots

72"—no spine—20 double-wide slots

72"—partial spine—16 single-wide slots and 12 double-wide slots

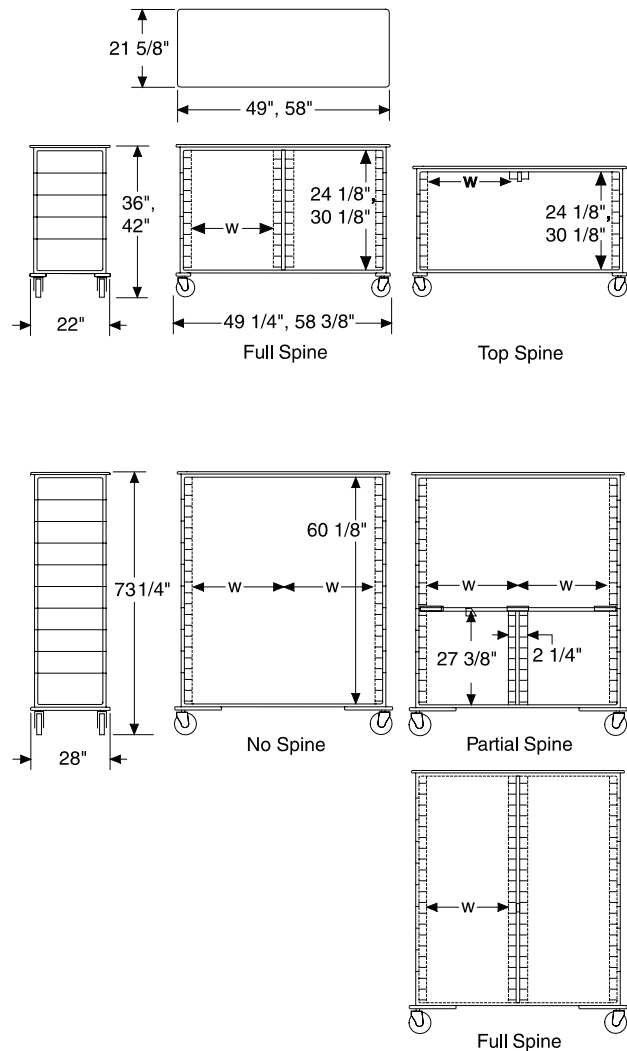
72"—full spine—40 single-wide slots

Top spine extends 3" from the top of a 36"- or 42"-high cart. Partial spine extends 27 $\frac{1}{2}$ " from the bottom of a 72"-high cart and includes a double-wide wire shelf.

Order the following products separately:

- Cart-mounted shelves, rails, trays, and holders
- Closure and lock components
- Drawers, drawer accessories, shelves, cassettes, and holders
- Rail-mounted electrical components, containers, and holders

Dimensions



Double-Wide Cart *continued*

Specification Information

Step 1.

CT ☐ A

Step 2. Cart Interior Width

4 2 20"-wide sections ☐ A

2 2 24"-wide sections ☐ A

Step 3. Height

36. 36" high ☐ A

42. 42" high ☐ A

72. 72" high ☐ A

Step 4. Top

For 36" high (36.) or 42" high (42.)

60 flat top ☐ A

For 72" high (72.)

10 flat top ☐ A

Step 5. Spine

For 36" high (36.) or 42" high (42.)

T top spine ☐ A

F full spine ☐ A

For 72" high (72.)

N no spine ☐ A

4 partial spine ☐ A

F full spine ☐ A

Prices for Steps 1-5.

	N	T	4	F
CT436. 60	—	\$1531	—	1799
CT442. 60	—	\$1646	—	1845
CT472. 10	\$2557	—	2872	2686
CT236. 60	—	\$1739	—	1758
CT242. 60	—	\$1932	—	1953
CT272. 10	\$2551	—	2862	2918

Step 6. Surface Finish

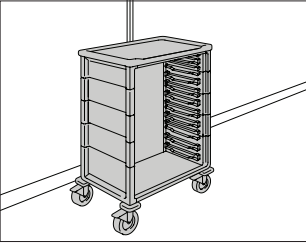
HF inner tone light +\$0

LU soft white ☐ A +\$0

WN warm grey neutral ☐ A +\$0

Single-Wide Cart

CT136.
CT142.
CT172.
CT336.
CT342.
CT372.



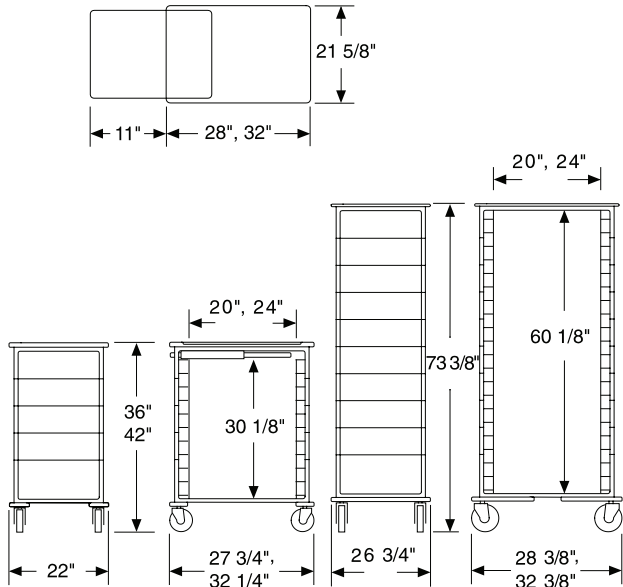
Product Information

Description
This 20"-deep cart has 2 swivel/brake casters in front, 2 swivel casters in back, and bumpers on all 4 corners. It is available with a 20"- or 24"-wide interior. The 36"- and 42"-high carts have a raised-edge top, an optional shelf that slides out on the left or right side, and 5" casters; the 72"-high cart has a flat top and 6" casters. The 36"-high cart has 4 segments with 8 slots; the 42"-high cart has 5 segments with 10 slots; and the 72"-high cart has 10 segments with 20 slots.

Notes

- Order the following products separately:
- Cart-mounted shelves, rails, trays, and holders
 - Closure and lock components
 - Drawers, drawer accessories, shelves, cassettes, and holders
 - Rail-mounted electrical components, containers, and holders

Dimensions



Specification Information

Step 1.

CT ☐ A

Step 2. Cart Interior Width

3 20" wide ☐ A
1 24" wide ☐ A

Step 3. Height

36. 36" high ☐ A
42. 42" high ☐ A
72. 72" high

Step 4. Top

For 36" high (36.) or 42" high (42.)

60N raised-edge top
60S raised-edge top with slide-out shelf

For 72" high (72.)

10N flat top

Prices for Steps 1-4.

CT336. 60N	\$1076
60S	\$1337
CT342. 60N	\$1107
60S	\$1371
CT372. 10N	\$1787
CT136. 60N	\$1126
60S	\$1388
CT142. 60N	\$1160
60S	\$1424
CT172. 10N	\$1841

Step 5. Surface Finish

HF inner tone light +\$0
LU soft white +\$0
WN warm grey neutral +\$0

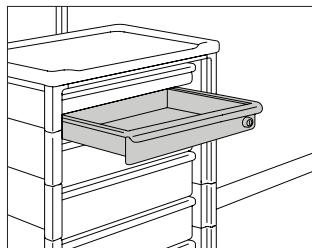
Lock Bar *continued*

Procedure/Supply Carts

15	key number 15	A	+\$0	62	key number 62	A	+\$0
16	key number 16	A	+\$0	63	key number 63	A	+\$0
17	key number 17	A	+\$0	64	key number 64	A	+\$0
18	key number 18	A	+\$0	65	key number 65	A	+\$0
19	key number 19	A	+\$0	66	key number 66	A	+\$0
20	key number 20	A	+\$0	67	key number 67	A	+\$0
21	key number 21	A	+\$0	68	key number 68	A	+\$0
22	key number 22	A	+\$0	69	key number 69	A	+\$0
23	key number 23	A	+\$0	70	key number 70	A	+\$0
24	key number 24	A	+\$0	71	key number 71	A	+\$0
25	key number 25	A	+\$0	72	key number 72	A	+\$0
26	key number 26	A	+\$0	73	key number 73	A	+\$0
27	key number 27	A	+\$0	74	key number 74	A	+\$0
28	key number 28	A	+\$0	75	key number 75	A	+\$0
29	key number 29	A	+\$0	76	key number 76	A	+\$0
30	key number 30	A	+\$0	77	key number 77	A	+\$0
31	key number 31	A	+\$0	78	key number 78	A	+\$0
32	key number 32	A	+\$0	79	key number 79	A	+\$0
33	key number 33	A	+\$0	80	key number 80	A	+\$0
34	key number 34	A	+\$0	81	key number 81	A	+\$0
35	key number 35	A	+\$0	82	key number 82	A	+\$0
36	key number 36	A	+\$0	83	key number 83	A	+\$0
37	key number 37	A	+\$0	84	key number 84	A	+\$0
38	key number 38	A	+\$0	85	key number 85	A	+\$0
39	key number 39	A	+\$0	86	key number 86	A	+\$0
40	key number 40	A	+\$0	87	key number 87	A	+\$0
41	key number 41	A	+\$0	88	key number 88	A	+\$0
42	key number 42	A	+\$0	89	key number 89	A	+\$0
43	key number 43	A	+\$0	90	key number 90	A	+\$0
44	key number 44	A	+\$0	91	key number 91	A	+\$0
45	key number 45	A	+\$0	92	key number 92	A	+\$0
46	key number 46	A	+\$0	93	key number 93	A	+\$0
47	key number 47	A	+\$0	94	key number 94	A	+\$0
48	key number 48	A	+\$0	95	key number 95	A	+\$0
49	key number 49	A	+\$0	96	key number 96	A	+\$0
50	key number 50	A	+\$0	97	key number 97	A	+\$0
51	key number 51	A	+\$0	98	key number 98	A	+\$0
52	key number 52	A	+\$0	99	key number 99	A	+\$0
53	key number 53	A	+\$0				
54	key number 54	A	+\$0				
55	key number 55	A	+\$0				
56	key number 56	A	+\$0				
57	key number 57	A	+\$0				
58	key number 58	A	+\$0				
59	key number 59	A	+\$0				
60	key number 60	A	+\$0				
61	key number 61	A	+\$0				

Drawer

CT501.
CT511.



Product Information

Description

This drawer fits into a single- or double-wide cart and has stops to prevent accidental removal. It is available with no lock, a keyed lock, keyless lock, or RFID lock. Includes 1 label clip.

The 3"-high drawer fills 1 set of cart slots; the 6"-high drawer fills 2 sets of cart slots; the 9"-high drawer fills 3 sets of cart slots.

Notes

Order optional accessories separately:

- 3"-high drawer organizer kit, 20"-wide cart interior (CT580., CT581., CT582., CT583., CT584., or CT585.)
- 3"-high drawer organizer kit, 24"-wide cart interior (CT560., CT561., CT562., CT563., or CT564.)
- 6"-high drawer organizer kit, 20"-wide cart interior (CT575. or CT576.)
- 6"-high drawer organizer kit, 24"-wide cart interior (CT570. or CT571.)
- Clear lid (CT508.)
- Drawer/shelf divider (CT550.)
- Full-extension drawer slides (CT504.) for 3"- or 6"-high drawer with no lock

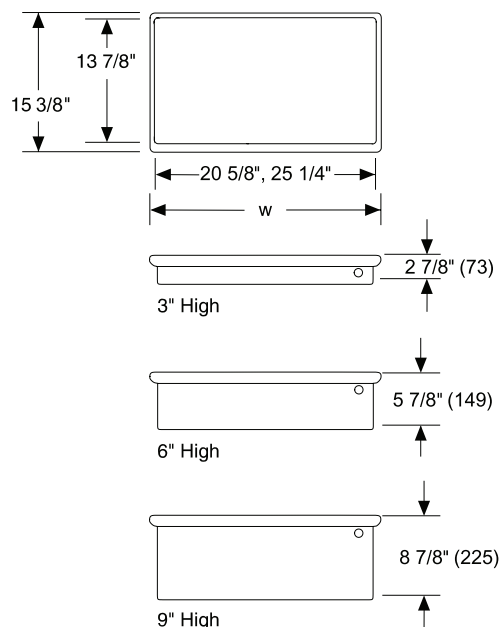
Drawer with keyed or keyless lock cannot be used with full-extension drawer slides.

Drawer with keyless lock (P) or RFID lock (R) option cannot be used with lockbar installed on left side of cart.

Keyed lock is located on right side; keyless lock and RFID lock are located on left side.

For general information on locks, see Keyed-Alike Information in Appendices.

Dimensions



Specification Information					
Step 1.					
CT5 <input type="checkbox"/>					
Step 2. Cart Interior Width					
01.	20" wide	<input type="checkbox"/>			
11.	24" wide	<input type="checkbox"/>			
Step 3. Height					
For 20" wide (01.)					
03	3" high	<input type="checkbox"/>			
06	6" high	<input type="checkbox"/>			
09	9" high	<input type="checkbox"/>			
For 24" wide (11.)					
03	3" high	<input type="checkbox"/>			
06	6" high	<input type="checkbox"/>			
Step 4. Lock					
For no lock (*), skip this step.					
L	keyed differently	<input type="checkbox"/>			
K	keyed alike				
P	keyless lock				
R	RFID Lock	<input type="checkbox"/>			
Prices for Steps 1-4.					
		*	L	K	P R
CT501. 03		\$84	164	164	511 1025
06		\$103	185	185	529 1045
09		\$130	212	212	558 1074
CT511. 03		\$85	166	166	513 1026
06		\$106	186	186	530 1046
Step 5. Drawer Finish					
2B	juniper				+\$0
3B	beachglass				+\$0
6F	midnight				+\$0
DA	deep blue	<input type="checkbox"/>			+\$0
HF	inner tone light				+\$0
LT	light tone	<input type="checkbox"/>			+\$0
LU	soft white	<input type="checkbox"/>			+\$0
VR	vivid red	<input type="checkbox"/>			+\$0
WN	warm grey neutral				+\$0
YT	yellow	<input type="checkbox"/>			+\$0

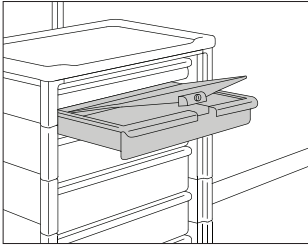
Step 6. Drawer Key Number			
<i>For keyed alike (K)</i>			
01	key number 01	<input type="checkbox"/>	+\$0
02	key number 02	<input type="checkbox"/>	+\$0
03	key number 03	<input type="checkbox"/>	+\$0
04	key number 04	<input type="checkbox"/>	+\$0
05	key number 05	<input type="checkbox"/>	+\$0
06	key number 06	<input type="checkbox"/>	+\$0
07	key number 07	<input type="checkbox"/>	+\$0
08	key number 08	<input type="checkbox"/>	+\$0
09	key number 09	<input type="checkbox"/>	+\$0
10	key number 10	<input type="checkbox"/>	+\$0
11	key number 11	<input type="checkbox"/>	+\$0
12	key number 12	<input type="checkbox"/>	+\$0
13	key number 13	<input type="checkbox"/>	+\$0
14	key number 14	<input type="checkbox"/>	+\$0
15	key number 15	<input type="checkbox"/>	+\$0
16	key number 16	<input type="checkbox"/>	+\$0
17	key number 17	<input type="checkbox"/>	+\$0
18	key number 18	<input type="checkbox"/>	+\$0
19	key number 19	<input type="checkbox"/>	+\$0
20	key number 20	<input type="checkbox"/>	+\$0
21	key number 21	<input type="checkbox"/>	+\$0
22	key number 22	<input type="checkbox"/>	+\$0
23	key number 23	<input type="checkbox"/>	+\$0
24	key number 24	<input type="checkbox"/>	+\$0
25	key number 25	<input type="checkbox"/>	+\$0
26	key number 26	<input type="checkbox"/>	+\$0
27	key number 27	<input type="checkbox"/>	+\$0
28	key number 28	<input type="checkbox"/>	+\$0
29	key number 29	<input type="checkbox"/>	+\$0
30	key number 30	<input type="checkbox"/>	+\$0
31	key number 31	<input type="checkbox"/>	+\$0
32	key number 32	<input type="checkbox"/>	+\$0
33	key number 33	<input type="checkbox"/>	+\$0
34	key number 34	<input type="checkbox"/>	+\$0
35	key number 35	<input type="checkbox"/>	+\$0
36	key number 36	<input type="checkbox"/>	+\$0
37	key number 37	<input type="checkbox"/>	+\$0
38	key number 38	<input type="checkbox"/>	+\$0
39	key number 39	<input type="checkbox"/>	+\$0
40	key number 40	<input type="checkbox"/>	+\$0
41	key number 41	<input type="checkbox"/>	+\$0
42	key number 42	<input type="checkbox"/>	+\$0
43	key number 43	<input type="checkbox"/>	+\$0
44	key number 44	<input type="checkbox"/>	+\$0
45	key number 45	<input type="checkbox"/>	+\$0

Drawer *continued*

46	key number 46	A	+\$0	93	key number 93	A	+\$0
47	key number 47	A	+\$0	94	key number 94	A	+\$0
48	key number 48	A	+\$0	95	key number 95	A	+\$0
49	key number 49	A	+\$0	96	key number 96	A	+\$0
50	key number 50	A	+\$0	97	key number 97	A	+\$0
51	key number 51	A	+\$0	98	key number 98	A	+\$0
52	key number 52	A	+\$0	99	key number 99	A	+\$0
53	key number 53	A	+\$0				
54	key number 54	A	+\$0				
55	key number 55	A	+\$0				
56	key number 56	A	+\$0				
57	key number 57	A	+\$0				
58	key number 58	A	+\$0				
59	key number 59	A	+\$0				
60	key number 60	A	+\$0				
61	key number 61	A	+\$0				
62	key number 62	A	+\$0				
63	key number 63	A	+\$0				
64	key number 64	A	+\$0				
65	key number 65	A	+\$0				
66	key number 66	A	+\$0				
67	key number 67	A	+\$0				
68	key number 68	A	+\$0				
69	key number 69	A	+\$0				
70	key number 70	A	+\$0				
71	key number 71	A	+\$0				
72	key number 72	A	+\$0				
73	key number 73	A	+\$0				
74	key number 74	A	+\$0				
75	key number 75	A	+\$0				
76	key number 76	A	+\$0				
77	key number 77	A	+\$0				
78	key number 78	A	+\$0				
79	key number 79	A	+\$0				
80	key number 80	A	+\$0				
81	key number 81	A	+\$0				
82	key number 82	A	+\$0				
83	key number 83	A	+\$0				
84	key number 84	A	+\$0				
85	key number 85	A	+\$0				
86	key number 86	A	+\$0				
87	key number 87	A	+\$0				
88	key number 88	A	+\$0				
89	key number 89	A	+\$0				
90	key number 90	A	+\$0				
91	key number 91	A	+\$0				
92	key number 92	A	+\$0				

Drawer with Lockable Lid

CT503.
CT513.



Product Information

Description

This 15¹/₄"-deep drawer fits into a single- or double-wide cart. It has a soft white, lockable lid that can open when the drawer is pulled out. The drawer has stops to prevent accidental removal and includes 1 label clip.

The 3"-high drawer is 27⁷/₈" high and fills 1 cart slot; the 6"-high drawer is 57⁷/₈" high and fills 2 cart slots; the 9"-high drawer is 87⁷/₈" high and fills 3 cart slots.

Notes

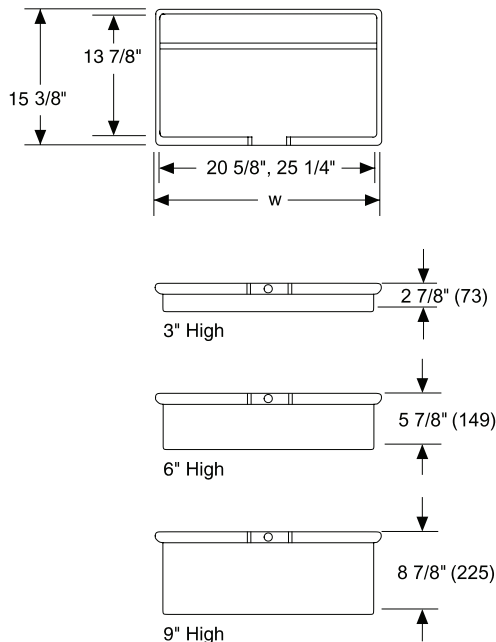
To fully extend 3"- or 6"-high drawer in 36"- or 42"-high cart, order full-extension drawer slides (CT504.) separately.

For B-size drawer with lockable lid, order A-size subcontainer only. For

C-size drawer with lockable lid, order A- or B-size subcontainers only.

For general information on locks, see Keyed-Alike Information in Appendices.

Dimensions



Specification Information

Step 1.

CT5 ☐ A

Step 2. Cart Interior Width

03. 20" wide ☐ A

13. 24" wide ☐ A

Step 3. Height

For 20" wide (03.)

03. 3" high ☐ A

06. 6" high ☐ A

09. 9" high ☐ A

For 24" wide (13.)

06. 6" high ☐ A

Step 4. Lid Lock

K keyed alike ☐ A

L keyed differently ☐ A

Prices for Steps 1-4.

	K	L
CT503. 03	\$269	269
06	\$281	281
09	\$310	310
CT513. 06	\$297	297

Step 5. Drawer Finish

2B	juniper	+\$0
3B	beachglass	+\$0
6F	midnight	+\$0
DA	deep blue <input type="checkbox"/> A	+\$0
HF	inner tone light	+\$0
LT	light tone <input type="checkbox"/> A	+\$0
LU	soft white <input type="checkbox"/> A	+\$0
VR	vivid red <input type="checkbox"/> A	+\$0
WN	warm grey neutral	+\$0
YT	yellow <input type="checkbox"/> A	+\$0

Step 6. Lid Key Number

For keyed alike (K)

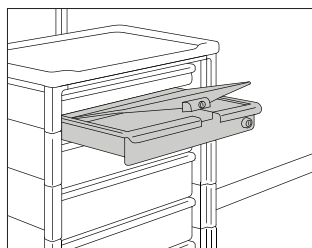
00	key number 00 <input type="checkbox"/> A	+\$0
01	key number 01 <input type="checkbox"/> A	+\$0
02	key number 02 <input type="checkbox"/> A	+\$0

Drawer with Lockable Lid *continued*

03	key number 03	A	+\$0	50	key number 50	A	+\$0
04	key number 04	A	+\$0	51	key number 51	A	+\$0
05	key number 05	A	+\$0	52	key number 52	A	+\$0
06	key number 06	A	+\$0	53	key number 53	A	+\$0
07	key number 07	A	+\$0	54	key number 54	A	+\$0
08	key number 08	A	+\$0	55	key number 55	A	+\$0
09	key number 09	A	+\$0	56	key number 56	A	+\$0
10	key number 10	A	+\$0	57	key number 57	A	+\$0
11	key number 11	A	+\$0	58	key number 58	A	+\$0
12	key number 12	A	+\$0	59	key number 59	A	+\$0
13	key number 13	A	+\$0	60	key number 60	A	+\$0
14	key number 14	A	+\$0	61	key number 61	A	+\$0
15	key number 15	A	+\$0	62	key number 62	A	+\$0
16	key number 16	A	+\$0	63	key number 63	A	+\$0
17	key number 17	A	+\$0	64	key number 64	A	+\$0
18	key number 18	A	+\$0	65	key number 65	A	+\$0
19	key number 19	A	+\$0	66	key number 66	A	+\$0
20	key number 20	A	+\$0	67	key number 67	A	+\$0
21	key number 21	A	+\$0	68	key number 68	A	+\$0
22	key number 22	A	+\$0	69	key number 69	A	+\$0
23	key number 23	A	+\$0	70	key number 70	A	+\$0
24	key number 24	A	+\$0	71	key number 71	A	+\$0
25	key number 25	A	+\$0	72	key number 72	A	+\$0
26	key number 26	A	+\$0	73	key number 73	A	+\$0
27	key number 27	A	+\$0	74	key number 74	A	+\$0
28	key number 28	A	+\$0	75	key number 75	A	+\$0
29	key number 29	A	+\$0	76	key number 76	A	+\$0
30	key number 30	A	+\$0	77	key number 77	A	+\$0
31	key number 31	A	+\$0	78	key number 78	A	+\$0
32	key number 32	A	+\$0	79	key number 79	A	+\$0
33	key number 33	A	+\$0	80	key number 80	A	+\$0
34	key number 34	A	+\$0	81	key number 81	A	+\$0
35	key number 35	A	+\$0	82	key number 82	A	+\$0
36	key number 36	A	+\$0	83	key number 83	A	+\$0
37	key number 37	A	+\$0	84	key number 84	A	+\$0
38	key number 38	A	+\$0	85	key number 85	A	+\$0
39	key number 39	A	+\$0	86	key number 86	A	+\$0
40	key number 40	A	+\$0	87	key number 87	A	+\$0
41	key number 41	A	+\$0	88	key number 88	A	+\$0
42	key number 42	A	+\$0	89	key number 89	A	+\$0
43	key number 43	A	+\$0	90	key number 90	A	+\$0
44	key number 44	A	+\$0	91	key number 91	A	+\$0
45	key number 45	A	+\$0	92	key number 92	A	+\$0
46	key number 46	A	+\$0	93	key number 93	A	+\$0
47	key number 47	A	+\$0	94	key number 94	A	+\$0
48	key number 48	A	+\$0	95	key number 95	A	+\$0
49	key number 49	A	+\$0	96	key number 96	A	+\$0

97	key number 97	<input type="checkbox"/> A	+\$0
98	key number 98	<input type="checkbox"/> A	+\$0
99	key number 99	<input type="checkbox"/> A	+\$0

Locked Drawer with Lockable Lid CT505. CT515.



Product Information

Description

This drawer fits into a single- or double-wide cart and has stops to prevent accidental removal. It has a soft white, lockable lid that can open when the drawer is pulled out, and is available with a keyed lock, keyless lock or RFID lock. Includes 1 label clip.

The 3"-high drawer fills 1 set of cart slots; the 6"-high drawer fills 2 sets of cart slots; the 9"-high drawer fills 3 sets of cart slots.

Notes

Drawer with keyless lock (P) or RFID lock (R) option cannot be used with lockbar installed on left side of cart.

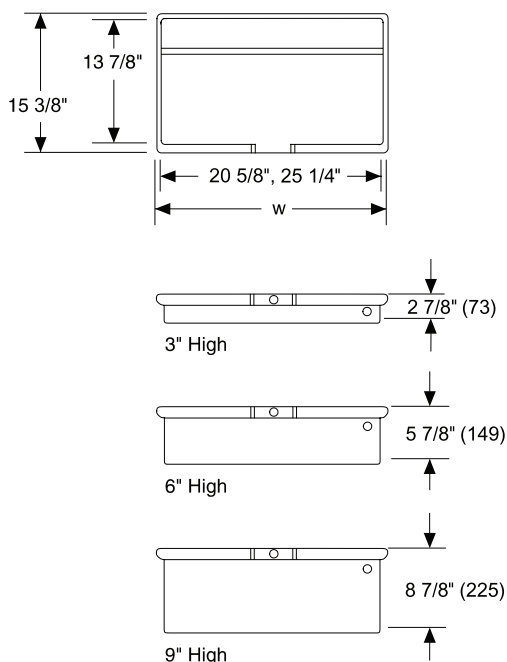
Keyed lock is located on right side; keyless lock and RFID lock are located on left side.

For B-size drawer with lockable lid, order A-size subcontainer only. For

C-size drawer with lockable lid, order A- or B-size subcontainers only.

For general information on locks, see Keyed-Alike Information in Appendices.

Dimensions



Specification Information

Step 1.

CT5 ☐ A

Step 2. Cart Interior Width

05. 20" wide ☐ A

15. 24" wide ☐ A

Step 3. Height

For 20" wide (05.)

03 3" high ☐ A

06 6" high ☐ A

09 9" high ☐ A

For 24" wide (15.)

03 3" high ☐ A

06 6" high ☐ A

Step 4. Drawer/Lid Lock

L keyed differently ☐ A

K keyed alike ☐ A

P keyless lock ☐ A

R RFID Lock ☐ A

Prices for Steps 1-4.

	L	K	P	R
CT505. 03	\$351	351	706	1231
06	\$370	370	731	1247
09	\$401	401	759	1277
CT515. 03	\$343	343	688	1196
06	\$360	360	711	1214

Step 5. Drawer Finish

2B	juniper	+\$0
3B	beachglass	+\$0
6F	midnight	+\$0
DA	deep blue <input type="checkbox"/> A	+\$0
HF	inner tone light	+\$0
LT	light tone <input type="checkbox"/> A	+\$0
LU	soft white <input type="checkbox"/> A	+\$0
VR	vivid red <input type="checkbox"/> A	+\$0
WN	warm grey neutral	+\$0
YT	yellow <input type="checkbox"/> A	+\$0

Locked Drawer with Lockable Lid

continued

Step 6. Drawer Key Number

For keyed alike (K)

01	key number 01	A	+\$0	46	key number 46	A	+\$0
02	key number 02	A	+\$0	47	key number 47	A	+\$0
03	key number 03	A	+\$0	48	key number 48	A	+\$0
04	key number 04	A	+\$0	49	key number 49	A	+\$0
05	key number 05	A	+\$0	50	key number 50	A	+\$0
06	key number 06	A	+\$0	51	key number 51	A	+\$0
07	key number 07	A	+\$0	52	key number 52	A	+\$0
08	key number 08	A	+\$0	53	key number 53	A	+\$0
09	key number 09	A	+\$0	54	key number 54	A	+\$0
10	key number 10	A	+\$0	55	key number 55	A	+\$0
11	key number 11	A	+\$0	56	key number 56	A	+\$0
12	key number 12	A	+\$0	57	key number 57	A	+\$0
13	key number 13	A	+\$0	58	key number 58	A	+\$0
14	key number 14	A	+\$0	59	key number 59	A	+\$0
15	key number 15	A	+\$0	60	key number 60	A	+\$0
16	key number 16	A	+\$0	61	key number 61	A	+\$0
17	key number 17	A	+\$0	62	key number 62	A	+\$0
18	key number 18	A	+\$0	63	key number 63	A	+\$0
19	key number 19	A	+\$0	64	key number 64	A	+\$0
20	key number 20	A	+\$0	65	key number 65	A	+\$0
21	key number 21	A	+\$0	66	key number 66	A	+\$0
22	key number 22	A	+\$0	67	key number 67	A	+\$0
23	key number 23	A	+\$0	68	key number 68	A	+\$0
24	key number 24	A	+\$0	69	key number 69	A	+\$0
25	key number 25	A	+\$0	70	key number 70	A	+\$0
26	key number 26	A	+\$0	71	key number 71	A	+\$0
27	key number 27	A	+\$0	72	key number 72	A	+\$0
28	key number 28	A	+\$0	73	key number 73	A	+\$0
29	key number 29	A	+\$0	74	key number 74	A	+\$0
30	key number 30	A	+\$0	75	key number 75	A	+\$0
31	key number 31	A	+\$0	76	key number 76	A	+\$0
32	key number 32	A	+\$0	77	key number 77	A	+\$0
33	key number 33	A	+\$0	78	key number 78	A	+\$0
34	key number 34	A	+\$0	79	key number 79	A	+\$0
35	key number 35	A	+\$0	80	key number 80	A	+\$0
36	key number 36	A	+\$0	81	key number 81	A	+\$0
37	key number 37	A	+\$0	82	key number 82	A	+\$0
38	key number 38	A	+\$0	83	key number 83	A	+\$0
39	key number 39	A	+\$0	84	key number 84	A	+\$0
40	key number 40	A	+\$0	85	key number 85	A	+\$0
41	key number 41	A	+\$0	86	key number 86	A	+\$0
42	key number 42	A	+\$0	87	key number 87	A	+\$0
43	key number 43	A	+\$0	88	key number 88	A	+\$0
44	key number 44	A	+\$0	89	key number 89	A	+\$0
45	key number 45	A	+\$0	90	key number 90	A	+\$0
				91	key number 91	A	+\$0
				92	key number 92	A	+\$0

Locked Drawer with Lockable Lid

continued

93	key number 93	A	+\$0	38	key number 38	A	+\$0
94	key number 94	A	+\$0	39	key number 39	A	+\$0
95	key number 95	A	+\$0	40	key number 40	A	+\$0
96	key number 96	A	+\$0	41	key number 41	A	+\$0
97	key number 97	A	+\$0	42	key number 42	A	+\$0
98	key number 98	A	+\$0	43	key number 43	A	+\$0
99	key number 99	A	+\$0	44	key number 44	A	+\$0
Step 7. Lid Key Number							
For keyed alike (K) or keyless lock (P)							
01	key number 01	A	+\$0	48	key number 48	A	+\$0
02	key number 02	A	+\$0	49	key number 49	A	+\$0
03	key number 03	A	+\$0	50	key number 50	A	+\$0
04	key number 04	A	+\$0	51	key number 51	A	+\$0
05	key number 05	A	+\$0	52	key number 52	A	+\$0
06	key number 06	A	+\$0	53	key number 53	A	+\$0
07	key number 07	A	+\$0	54	key number 54	A	+\$0
08	key number 08	A	+\$0	55	key number 55	A	+\$0
09	key number 09	A	+\$0	56	key number 56	A	+\$0
10	key number 10	A	+\$0	57	key number 57	A	+\$0
11	key number 11	A	+\$0	58	key number 58	A	+\$0
12	key number 12	A	+\$0	59	key number 59	A	+\$0
13	key number 13	A	+\$0	60	key number 60	A	+\$0
14	key number 14	A	+\$0	61	key number 61	A	+\$0
15	key number 15	A	+\$0	62	key number 62	A	+\$0
16	key number 16	A	+\$0	63	key number 63	A	+\$0
17	key number 17	A	+\$0	64	key number 64	A	+\$0
18	key number 18	A	+\$0	65	key number 65	A	+\$0
19	key number 19	A	+\$0	66	key number 66	A	+\$0
20	key number 20	A	+\$0	67	key number 67	A	+\$0
21	key number 21	A	+\$0	68	key number 68	A	+\$0
22	key number 22	A	+\$0	69	key number 69	A	+\$0
23	key number 23	A	+\$0	70	key number 70	A	+\$0
24	key number 24	A	+\$0	71	key number 71	A	+\$0
25	key number 25	A	+\$0	72	key number 72	A	+\$0
26	key number 26	A	+\$0	73	key number 73	A	+\$0
27	key number 27	A	+\$0	74	key number 74	A	+\$0
28	key number 28	A	+\$0	75	key number 75	A	+\$0
29	key number 29	A	+\$0	76	key number 76	A	+\$0
30	key number 30	A	+\$0	77	key number 77	A	+\$0
31	key number 31	A	+\$0	78	key number 78	A	+\$0
32	key number 32	A	+\$0	79	key number 79	A	+\$0
33	key number 33	A	+\$0	80	key number 80	A	+\$0
34	key number 34	A	+\$0	81	key number 81	A	+\$0
35	key number 35	A	+\$0	82	key number 82	A	+\$0
36	key number 36	A	+\$0	83	key number 83	A	+\$0
37	key number 37	A	+\$0	84	key number 84	A	+\$0

Locked Drawer with Lockable Lid

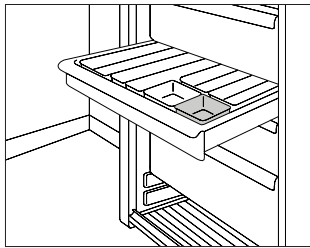
continued

Procedure/Supply Carts—Interior Components

85	key number 85	A	+\$0
86	key number 86	A	+\$0
87	key number 87	A	+\$0
88	key number 88	A	+\$0
89	key number 89	A	+\$0
90	key number 90	A	+\$0
91	key number 91	A	+\$0
92	key number 92	A	+\$0
93	key number 93	A	+\$0
94	key number 94	A	+\$0
95	key number 95	A	+\$0
96	key number 96	A	+\$0
97	key number 97	A	+\$0
98	key number 98	A	+\$0
99	key number 99	A	+\$0

Subcontainer

C0231
C0232
C0233
C0234
C0235
C0236
C0238
C0240
C0369



Product Information

Description

This storage container fits into a drawer or onto a dispensing rail to organize and store small items. Package contains 12.

The A-size subcontainer is used with an A-size drawer (without lid) or A-size dispensing rail. It is $2\frac{3}{16}$ " high; depth and width dimensions are:

Type—Depth—Width

A-1— $4\frac{9}{16}$ "— $4\frac{9}{16}$ "

A-2— $9\frac{3}{16}$ "— $4\frac{9}{16}$ "

A-3— $13\frac{13}{16}$ "— $4\frac{9}{16}$ "

A-4— $18\frac{7}{16}$ "— $4\frac{9}{16}$ "

A-5— $9\frac{3}{16}$ "— $9\frac{3}{16}$ "

A-8— $13\frac{13}{16}$ "— $2\frac{1}{4}$ "

The B-size subcontainer is used with a B-size drawer (without lid), B-size dispensing rail, or C-size drawer. It is $5\frac{3}{16}$ " high; depth and width dimensions are:

Type—Depth—Width

B-1— $4\frac{9}{16}$ "— $4\frac{9}{16}$ "

B-3— $13\frac{13}{16}$ "— $4\frac{9}{16}$ "

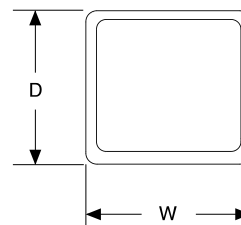
B-5— $9\frac{3}{16}$ "— $9\frac{3}{16}$ "

Notes

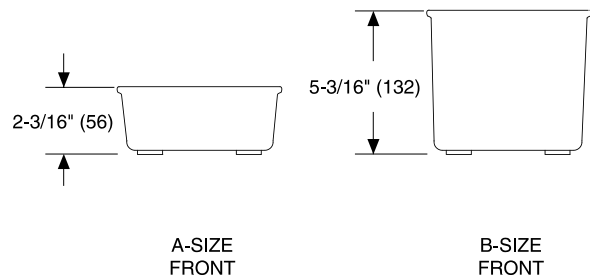
Order following products separately:

- Drawer (C0207, C0208, or C0209)
- Dispensing rail (C0365, C0366, C0367, or C0368)

Dimensions



TOP



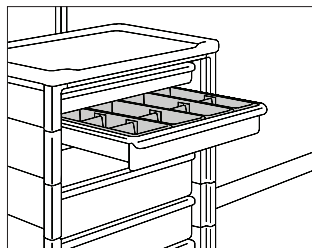
A-SIZE
FRONT

B-SIZE
FRONT

Procedure/Supply Carts—Interior Components

Specification Information		
Step 1.		
CO		
Step 2. Size		
231FF	a-1	
232FF	a-2	
233FF	a-3	
234FF	a-4	
235FF	a-5	
369FF	a-8	
236FF	b-1	
238FF	b-3	
240FF	b-5	
Prices for Steps 1-2.		
CO231FF		\$113
CO232FF		\$113
CO233FF		\$123
CO234FF		\$123
CO235FF		\$123
CO369FF		\$118
CO236FF		\$123
CO238FF		\$169
CO240FF		\$169
Step 3. Surface Finish		
LU	soft white	+\$0

3"-High Drawer Organizer Kit, 20"-Wide Cart Interior



CT580.
CT581.
CT582.
CT583.
CT584.
CT585.

Product Information

Description

This kit fits inside a 3"-high drawer and has 6 combinations of subcontainers and subcontainer dividers. Finish is soft white. The A-size subcontainer is $2\frac{3}{16}$ " high. Width and depth dimensions are:

Type—Width—Depth

A-1— $4\frac{9}{16}$ "— $4\frac{9}{16}$ "

A-2— $4\frac{9}{16}$ "— $9\frac{3}{16}$ "

A-3— $4\frac{9}{16}$ "— $13\frac{13}{16}$ "

A-4— $4\frac{9}{16}$ "— $18\frac{7}{16}$ "

A-5— $9\frac{3}{16}$ "— $9\frac{3}{16}$ "

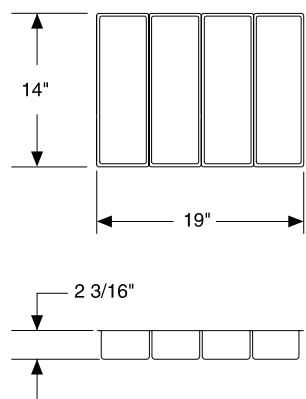
A-8— $2\frac{1}{4}$ "— $13\frac{13}{16}$ "

Notes

Order 3"-high drawer (CT501.03) separately.

Full kit will interfere with drawer locking mechanism.

Dimensions



Specification Information

Step 1.

CT58 A

Step 2. Components

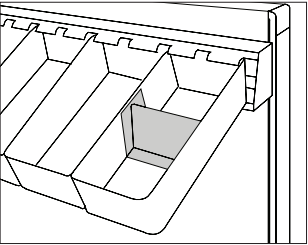
- 0.03** 4 a-3 subcontainers, 6 a-3 dividers
- 1.03** 1 a-3 subcontainer, 6 a-8 subcontainers, 2 a-3 dividers, 7 a-8 dividers
- 2.03** 2 a-1 subcontainers, 2 a-2 subcontainers, 1 a-3 subcontainer, 2 a-8 subcontainers, 4 a-3 dividers, 3 a-8 dividers
- 3.03** 3 a-3 subcontainers, 2 a-8 subcontainers, 4 a-3 dividers, 3 a-8 dividers
- 4.03** 4 a-2 subcontainers, 1 a-4 subcontainer, 8 a-3 dividers
- 5.03** 2 a-1 subcontainers, 2 a-3 subcontainers, 1 a-5 subcontainer, 4 a-3 dividers

Prices for Steps 1-2.

CT580.03	\$58
CT581.03	\$63
CT582.03	\$62
CT583.03	\$58
CT584.03	\$58
CT585.03	\$58

Subcontainer Divider

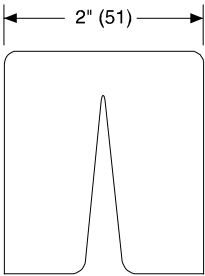
C0378
C0379
C0380



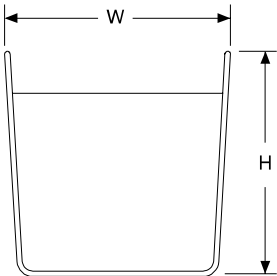
Product Information

Description
This divider fits into subcontainers to separate and organize stored items. A divider can be adjusted by sliding it to the desired position. The divider is not available for A-5 and B-5 subcontainers. Package contains 12.
The divider for an A-8 subcontainer is 1⁵/₈" high and 2¹/₈" wide; the divider for an A-1, A-2, A-3, or A-4 subcontainer is 1⁵/₈" high and 4¹/₄" wide; and the divider for a B-1 or B-3 subcontainer is 4" high and 4¹/₄" wide.

Dimensions



SIDE



FRONT

Specification Information

Step 1.

C03

Step 2. Usage

- 78FF for a-8 subcontainer
- 79FF for a-1, a-2, a-3, or a-4 subcontainers
- 80FF for b-1 or b-3 subcontainers

Prices for Steps 1-2.

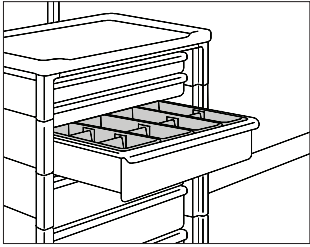
C0378FF	\$106
C0379FF	\$106
C0380FF	\$108

Step 3. Surface Finish

LU	soft white	+\$0
----	------------	------

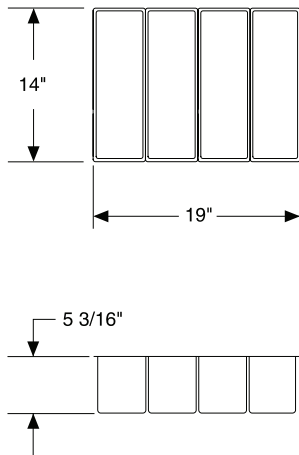
6"-High Drawer Organizer Kit,
20"-Wide Cart Interior

CT575.
CT576.



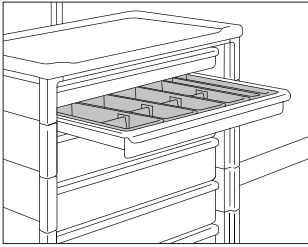
Product Information
Description
This kit fits inside a 6"- or 9"-high drawer and has 2 combinations of subcontainers and subcontainer dividers. Finish is soft white.
The B-size subcontainer is 5 ³ / ₁₆ " high. Width and depth dimensions are:
Type—Width—Depth
B-1—4 ⁹ / ₁₆ "—4 ⁹ / ₁₆ "
B-3—4 ⁹ / ₁₆ "—13 ¹³ / ₁₆ "
B-5—9 ³ / ₁₆ "—9 ³ / ₁₆ "
Notes
Order 6"- or 9"-high drawer (CT501.06 or CT501.09) separately.
Full kit will interfere with drawer locking mechanism.
Dimensions

Specification Information
Step 1.
CT57 A
Step 2. Components
5.06 4 b-3 subcontainers, 4 b-3 dividers
6.06 2 b-1 subcontainers, 2 b-3 subcontainers, 1 b-5 subcontainer, 2 b-3 dividers
Prices for Steps 1-2.
CT575.06 \$71
CT576.06 \$71



3"-High Drawer Organizer Kit, 24"-Wide Cart Interior

CT560.
CT561.
CT562.
CT563.
CT564.



Product Information

Description

This kit fits inside a 3"-high drawer and has 5 combinations of subcontainers and subcontainer dividers. Finish is soft white. The A-size subcontainer is $2\frac{3}{16}$ " high. Width and depth dimensions are:

Type—Width—Depth

A-1— $4\frac{9}{16}$ "— $4\frac{9}{16}$ "

A-2— $4\frac{9}{16}$ "— $9\frac{3}{16}$ "

A-3— $4\frac{9}{16}$ "— $13\frac{13}{16}$ "

A-4— $4\frac{9}{16}$ "— $18\frac{7}{16}$ "

A-5— $9\frac{3}{16}$ "— $9\frac{3}{16}$ "

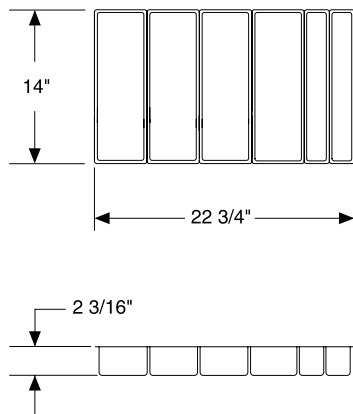
A-8— $2\frac{1}{4}$ "— $13\frac{13}{16}$ "

Notes

Order 3"-high drawer (CT511.03) separately.

Full kit will interfere with drawer locking mechanism.

Dimensions



Specification Information

Step 1.

CT56 A

Step 2. Components

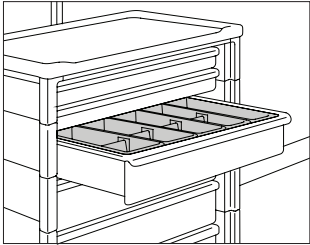
- 0.03** 4 a-3 subcontainers, 2 a-8 subcontainers, 6 a-3 dividers, 3 a-8 dividers
- 1.03** 2 a-1 subcontainers, 2 a-2 subcontainers, 1 a-3 subcontainer, 4 a-8 subcontainers, 4 a-3 dividers, 6 a-8 dividers
- 2.03** 4 a-2 subcontainers, 1 a-4 subcontainer, 2 a-8 subcontainers, 6 a-3 dividers, 3 a-8 dividers
- 3.03** 2 a-2 subcontainers, 1 a-3 subcontainer, 1 a-4 subcontainer, 1 a-5 subcontainer, 6 a-3 dividers
- 4.03** 1 a-3 subcontainer, 8 a-8 subcontainers, 2 a-3 dividers, 14 a-8 dividers

Prices for Steps 1-2.

CT560.03	\$64
CT561.03	\$78
CT562.03	\$64
CT563.03	\$61
CT564.03	\$86

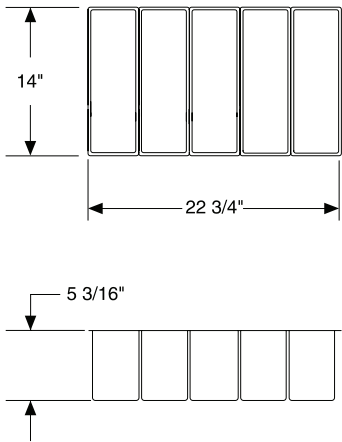
6"-High Drawer Organizer Kit,
24"-Wide Cart Interior

CT570.
CT571.



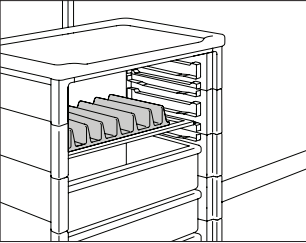
Product Information
Description
This kit fits inside a 6"-high drawer and has 2 combinations of subcontainers and subcontainer dividers. Finish is soft white.
The B-size subcontainer is 5 ³ / ₁₆ " high. Width and depth dimensions are:
Type—Width—Depth
B-1—4 ⁹ / ₁₆ "—4 ⁹ / ₁₆ "
B-3—4 ⁹ / ₁₆ "—13 ¹³ / ₁₆ "
B-5—9 ³ / ₁₆ "—9 ³ / ₁₆ "
Notes
Order 6"-high drawer (CT511.06) separately.
Full kit will interfere with drawer locking mechanism.
Dimensions

Specification Information
Step 1.
CT57 A
Step 2. Components
0.06 5 b-3 subcontainers, 4 b-3 dividers
1.06 2 b-1 subcontainers, 3 b-3 subcontainers, 1 b-5 subcontainer, 3 b-3 dividers
Prices for Steps 1-2.
CT570.06 \$84
CT571.06 \$84



Drawer/Shelf Divider

CT550.



Product Information

Description

This divider fits inside a drawer or on a solid, single-wide shelf. It organizes IV bags, tape rolls, and other small items. Finish is soft white.

Notes

Order drawer (CT501.) or solid, single-wide shelf (CT523.) separately.

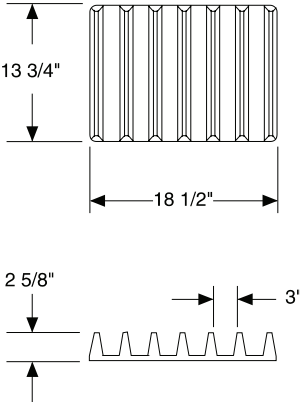
Dimensions

Specification Information

Step 1.

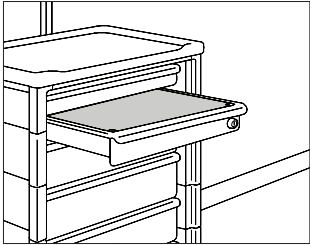
CT550.03 A

\$46

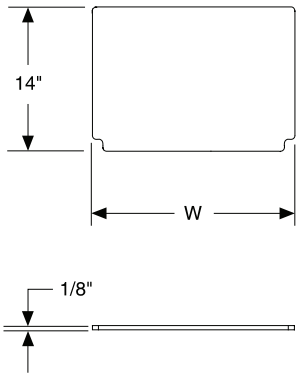


Clear Lid

CT508.

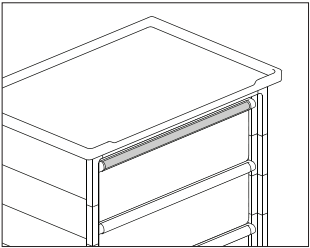


Product Information
Description
This clear lid fits on a 20"- or 24"-wide drawer and provides top closure.
Notes
Order drawer (CT501. or CT511.) separately.
Dimensions



Specification Information
Step 1.
CT508. A
Step 2. Width
20 20" wide
24 24" wide
Prices for Steps 1-2.
CT508. 20 \$119
24 \$123

Drawer Color StripsCT990.



Product Information

Description

These colored plastic strips can be inserted into drawer label holders or adhere directly to drawer handles to provide color-coded identification. Package of 8 includes 1 of each of the following colors: red, pink, green, orange, yellow, blue, purple, and white.

Specification Information

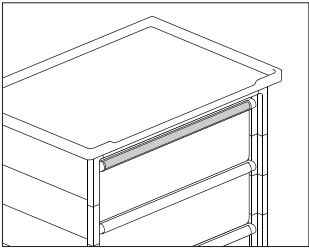
Step 1.

CT990.L8 A\$150

Procedure/Supply Carts—Interior Components

Drawer Color Strips

CT991.



Product Information

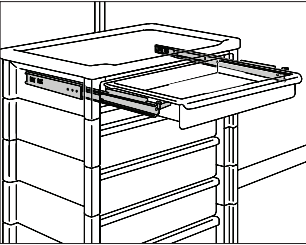
Description

These colored plastic strips can be inserted into drawer label holders or adhere directly to drawer handles to provide color-coded identification. Package contains 8 labels of the specified color.

Specification Information		
Step 1.		
CT991.	<input type="checkbox"/> A	\$150
Step 2. Label Color		
RED	red <input type="checkbox"/> A	+\$0
PNK	pink <input type="checkbox"/> A	+\$0
GRN	green <input type="checkbox"/> A	+\$0
ORN	orange <input type="checkbox"/> A	+\$0
YLW	yellow <input type="checkbox"/> A	+\$0
BLU	blue <input type="checkbox"/> A	+\$0
PRP	purple <input type="checkbox"/> A	+\$0
WHT	white <input type="checkbox"/> A	+\$0

Procedure/Supply Carts—Interior Components

Full-Extension Drawer Slides, CT504.

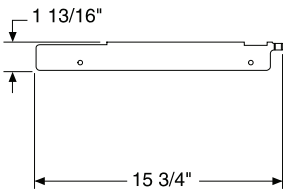
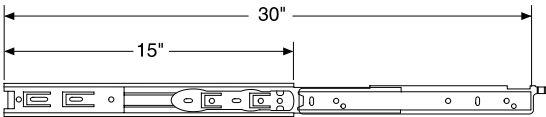


Product Information

Description

These slides are factory installed in the drawer slots of a 36"- or 42"-high, single-wide cart. They hold non-locking drawers or drawers with lockable lids. The slides extend 15" for easy access to contents. They cannot be field installed.

Dimensions



Specification Information

Step 1.

CT504. A

Step 2. Slot Location

01

top slot A

02

2nd slot from top A

03

3rd slot from top A

04

4th slot from top A

05

5th slot from top A

06

6th slot from top A

07

7th slot from top A

08

8th slot from top A

09

9th slot from top, 42"-high cart only A

10

10th slot from top, 42"-high cart only A

Prices for Steps 1-2.

CT504. 01

\$122

02

\$122

03

\$122

04

\$122

05

\$122

06

\$122

07

\$122

08

\$122

09

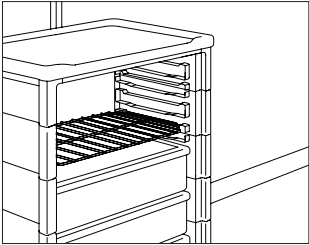
\$122

10

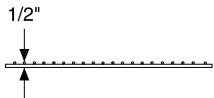
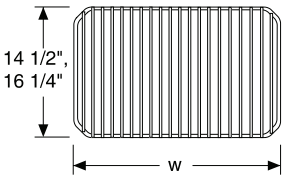
\$122

Wire Shelf

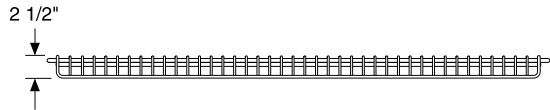
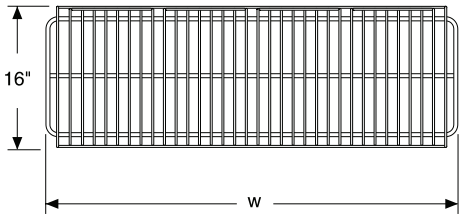
CT521.
CT522.
CT525.
CT526.



Product Information
Description
This powder-coated wire shelf fills 1 slot of a single- or double-wide cart. Finish is soft white.
Dimensions



Single-Wide Cart

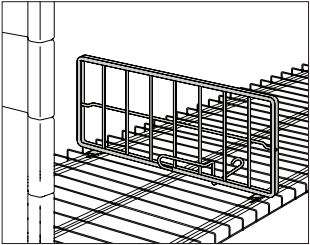


Double-Wide Cart

Specification Information
Step 1.
CT52 A
Step 2. Cart Interior Width/Application
2. 20"-wide, single-wide cart A
1. 24"-wide, single-wide cart A
6. 20"-wide, double-wide cart
5. 24"-wide, double-wide cart
Prices for Steps 1-2.
CT522. \$108
CT521. \$110
CT526. \$151
CT525. \$184

Wire Shelf Divider

CT527.



Product Information

Description
This 7"-high, 15"-deep divider attaches to a double-wide wire shelf.
Finish is soft white. Package contains 3.

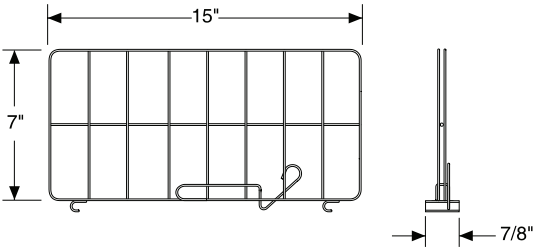
Notes
Order double-wide wire shelf (CT525. or CT526.) separately.

Dimensions

Specification Information

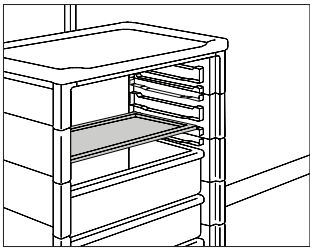
Step 1.
CT527. A \$322

Procedure/Supply Carts—Interior Components



Solid Shelf

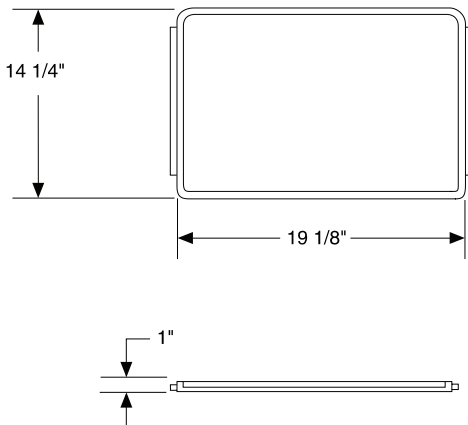
CT523.



Product Information
Description

This thermoplastic shelf fills 1 slot of a single-wide cart with an interior width of 20"-wide. Finish is soft white.

Dimensions



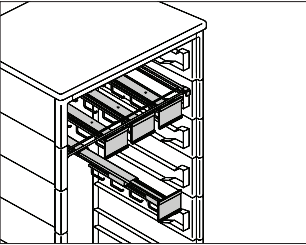
Specification Information
Step 1.

CT523. A \$90

Procedure/Supply Carts—Interior Components

Pullout Catheter Rack

CT738.



Product Information

Description

This rack fits into the slots of a single-wide, 72"-high cart or double-wide cart with full spine to organize catheters. Each pullout slide has 4 prongs, 4 side label clips, and 1 front label holder. Each prong holds up to 10 catheters. Finish is soft white.

The rack is 20" or 24" wide. The 20"-wide rack has 4 independent slides; the 24"-wide rack has 5 independent slides.

Dimensions

Specification Information

Step 1.

CT738. A

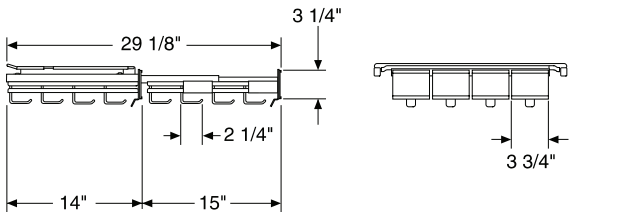
Step 2. Cart Interior Width

2004 20" wide A

2405 24" wide A

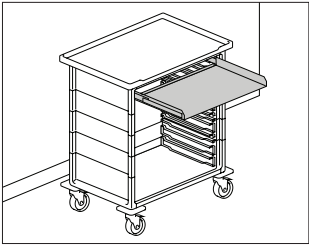
Prices for Steps 1-2.

CT738. 2004	\$681
2405	\$793



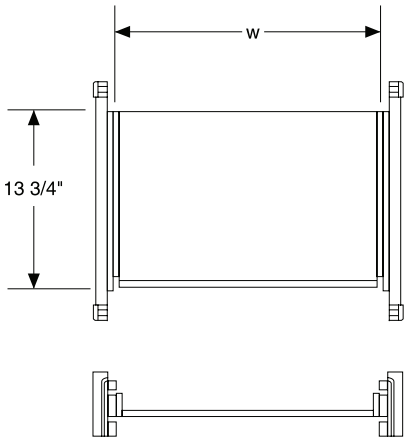
Keyboard Shelf

CT801.



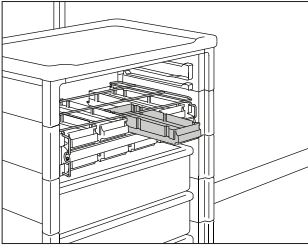
Product Information
Description
This keyboard shelf attaches to a single-wide cart. It has full-extension drawer slides and holds up to 25 pounds. Finish is black.
Notes
Keyboard shelf cannot be field installed.
Dimensions

Specification Information	
Step 1.	
CT801. A	
Step 2. Width	
20	20" wide
24	24" wide
Prices for Steps 1-2.	
CT801. 20	\$243
24	\$243



Cassette Bin

CT548.

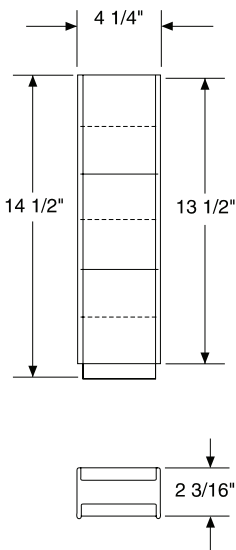


Product Information

Description
This bin fits inside an 8- or 10-bin cassette. Package contains 10 bins, 20 dividers, and 10 label clips. Finish is soft white.

Notes
Order 8-bin (CT542.08) or 10-bin (CT543.10) cassette separately.

Dimensions

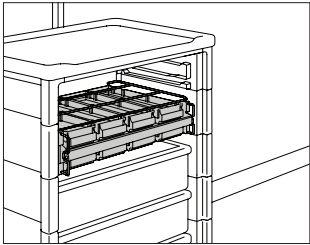


Specification Information

Step 1.
CT548. A \$149

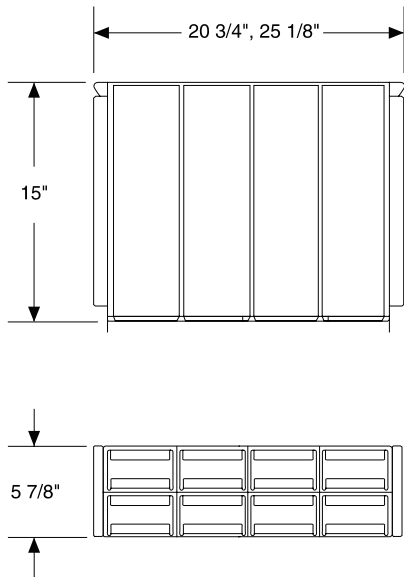
Cassette

CT542.
CT543.



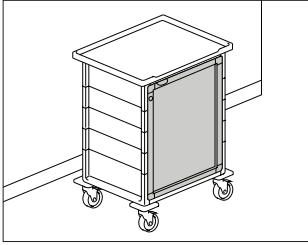
Product Information
Description
This cassette fills 2 slots of a single-wide cart or double-wide cart with a spine. It has a cassette shell and 8 or 10 patient bins with dividers and label clips. The cassette does not include a cover. Finish is soft white.
Notes
Order additional or replacement cassette bins (CT548.) separately.
Dimensions

Specification Information
Step 1.
CT54 A
Step 2. Cart Application
2.08 20"-wide cart interior A
3.10 24"-wide cart interior A
Prices for Steps 1-2.
CT542.08 \$406
CT543.10 \$438



Door

CT707.
CT717.



Product Information

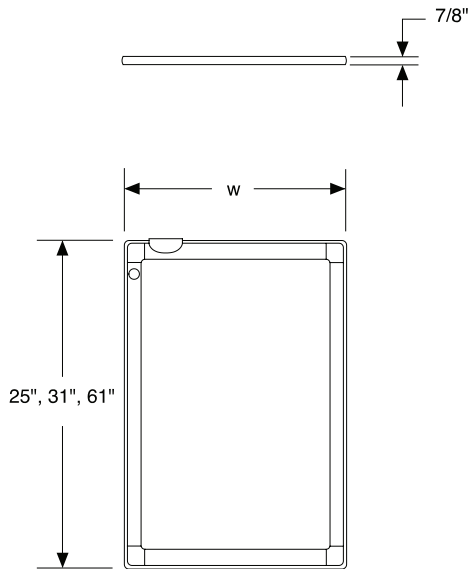
Description

This door attaches to a single- or double-wide cart to conceal contents. The single-wide cart has 1 door; the double-wide cart has 2. The doors are available with or without locks. The clear door insert is clear plastic.

Notes

For general information on locks, see Keyed-Alike Information in Appendices.

Dimensions



Specification Information

Step 1.

CT7 ☐ A

Step 2. Cart Interior Width

07. 20" wide ☐ A

17. 24" wide ☐ A

Step 3. Cart Application

1 single-wide cart ☐ A

2 double-wide cart ☐ A

Step 4. Cart Height

36 36"-high cart ☐ A

42 42"-high cart ☐ A

72 72"-high cart ☐ A

Step 5. Lock

N no lock ☐ A

L keyed differently ☐ A

K keyed alike ☐ A

P keyless lock ☐ A

R RFID Lock ☐ A

Prices for Steps 1-5.

		N	L	K	P	R
CT707. 1	36	\$357	446	446	714	1233
	42	\$382	472	472	740	1256
	72	\$592	675	675	946	1454
2	36	\$656	800	800	1007	1514
	42	\$824	972	972	1181	1677
	72	\$1080	1226	1226	1433	1922

		N	L	K	P	R
CT717. 1	36	\$379	468	468	734	1242
	42	\$404	490	490	757	1265
	72	\$634	704	704	983	1486
2	36	\$685	832	832	1038	1536
	42	\$875	1020	1020	1224	1719
	72	\$1258	1403	1403	1611	2086

Step 6. Door Frame Finish

HF	inner tone light <input type="checkbox"/> A	+\$0
LU	soft white <input type="checkbox"/> A	+\$0
WN	warm grey neutral <input type="checkbox"/> A	+\$0

Step 7. Door Insert Finish

HF	inner tone light <input type="checkbox"/>	+\$0
LU	soft white <input type="checkbox"/>	+\$0
TR	clear <input type="checkbox"/>	+\$0
WN	warm grey neutral <input type="checkbox"/>	+\$0

Step 8. Key Number

For keyed alike (K)

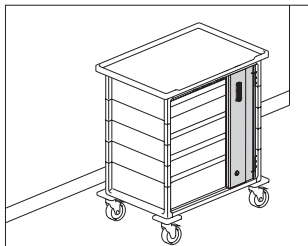
01	key number 01 <input type="checkbox"/>	+\$0
02	key number 02 <input type="checkbox"/>	+\$0
03	key number 03 <input type="checkbox"/>	+\$0
04	key number 04 <input type="checkbox"/>	+\$0
05	key number 05 <input type="checkbox"/>	+\$0
06	key number 06 <input type="checkbox"/>	+\$0
07	key number 07 <input type="checkbox"/>	+\$0
08	key number 08 <input type="checkbox"/>	+\$0
09	key number 09 <input type="checkbox"/>	+\$0
10	key number 10 <input type="checkbox"/>	+\$0
11	key number 11 <input type="checkbox"/>	+\$0
12	key number 12 <input type="checkbox"/>	+\$0
13	key number 13 <input type="checkbox"/>	+\$0
14	key number 14 <input type="checkbox"/>	+\$0
15	key number 15 <input type="checkbox"/>	+\$0
16	key number 16 <input type="checkbox"/>	+\$0
17	key number 17 <input type="checkbox"/>	+\$0
18	key number 18 <input type="checkbox"/>	+\$0
19	key number 19 <input type="checkbox"/>	+\$0
20	key number 20 <input type="checkbox"/>	+\$0
21	key number 21 <input type="checkbox"/>	+\$0
22	key number 22 <input type="checkbox"/>	+\$0
23	key number 23 <input type="checkbox"/>	+\$0
24	key number 24 <input type="checkbox"/>	+\$0
25	key number 25 <input type="checkbox"/>	+\$0
26	key number 26 <input type="checkbox"/>	+\$0
27	key number 27 <input type="checkbox"/>	+\$0
28	key number 28 <input type="checkbox"/>	+\$0
29	key number 29 <input type="checkbox"/>	+\$0
30	key number 30 <input type="checkbox"/>	+\$0
31	key number 31 <input type="checkbox"/>	+\$0
32	key number 32 <input type="checkbox"/>	+\$0
33	key number 33 <input type="checkbox"/>	+\$0
34	key number 34 <input type="checkbox"/>	+\$0
35	key number 35 <input type="checkbox"/>	+\$0
36	key number 36 <input type="checkbox"/>	+\$0
37	key number 37 <input type="checkbox"/>	+\$0
38	key number 38 <input type="checkbox"/>	+\$0
39	key number 39 <input type="checkbox"/>	+\$0

40	key number 40 <input type="checkbox"/>	+\$0
41	key number 41 <input type="checkbox"/>	+\$0
42	key number 42 <input type="checkbox"/>	+\$0
43	key number 43 <input type="checkbox"/>	+\$0
44	key number 44 <input type="checkbox"/>	+\$0
45	key number 45 <input type="checkbox"/>	+\$0
46	key number 46 <input type="checkbox"/>	+\$0
47	key number 47 <input type="checkbox"/>	+\$0
48	key number 48 <input type="checkbox"/>	+\$0
49	key number 49 <input type="checkbox"/>	+\$0
50	key number 50 <input type="checkbox"/>	+\$0
51	key number 51 <input type="checkbox"/>	+\$0
52	key number 52 <input type="checkbox"/>	+\$0
53	key number 53 <input type="checkbox"/>	+\$0
54	key number 54 <input type="checkbox"/>	+\$0
55	key number 55 <input type="checkbox"/>	+\$0
56	key number 56 <input type="checkbox"/>	+\$0
57	key number 57 <input type="checkbox"/>	+\$0
58	key number 58 <input type="checkbox"/>	+\$0
59	key number 59 <input type="checkbox"/>	+\$0
60	key number 60 <input type="checkbox"/>	+\$0
61	key number 61 <input type="checkbox"/>	+\$0
62	key number 62 <input type="checkbox"/>	+\$0
63	key number 63 <input type="checkbox"/>	+\$0
64	key number 64 <input type="checkbox"/>	+\$0
65	key number 65 <input type="checkbox"/>	+\$0
66	key number 66 <input type="checkbox"/>	+\$0
67	key number 67 <input type="checkbox"/>	+\$0
68	key number 68 <input type="checkbox"/>	+\$0
69	key number 69 <input type="checkbox"/>	+\$0
70	key number 70 <input type="checkbox"/>	+\$0
71	key number 71 <input type="checkbox"/>	+\$0
72	key number 72 <input type="checkbox"/>	+\$0
73	key number 73 <input type="checkbox"/>	+\$0
74	key number 74 <input type="checkbox"/>	+\$0
75	key number 75 <input type="checkbox"/>	+\$0
76	key number 76 <input type="checkbox"/>	+\$0
77	key number 77 <input type="checkbox"/>	+\$0
78	key number 78 <input type="checkbox"/>	+\$0
79	key number 79 <input type="checkbox"/>	+\$0
80	key number 80 <input type="checkbox"/>	+\$0
81	key number 81 <input type="checkbox"/>	+\$0
82	key number 82 <input type="checkbox"/>	+\$0
83	key number 83 <input type="checkbox"/>	+\$0
84	key number 84 <input type="checkbox"/>	+\$0
85	key number 85 <input type="checkbox"/>	+\$0
86	key number 86 <input type="checkbox"/>	+\$0

87	key number 87	A	+\$0
88	key number 88	A	+\$0
89	key number 89	A	+\$0
90	key number 90	A	+\$0
91	key number 91	A	+\$0
92	key number 92	A	+\$0
93	key number 93	A	+\$0
94	key number 94	A	+\$0
95	key number 95	A	+\$0
96	key number 96	A	+\$0
97	key number 97	A	+\$0
98	key number 98	A	+\$0
99	key number 99	A	+\$0

Keyless Lock Bar

CT625.

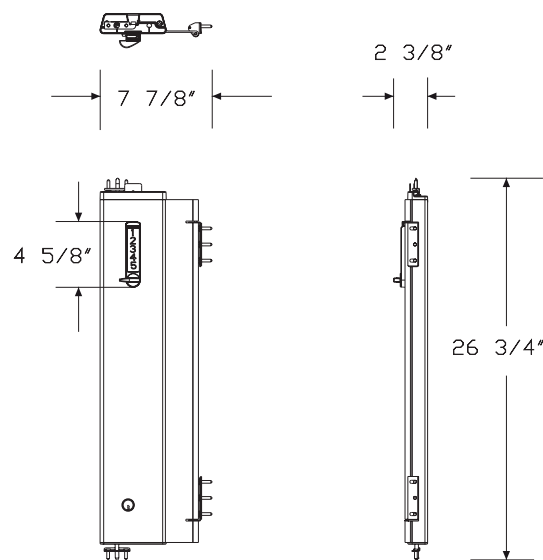


Product Information

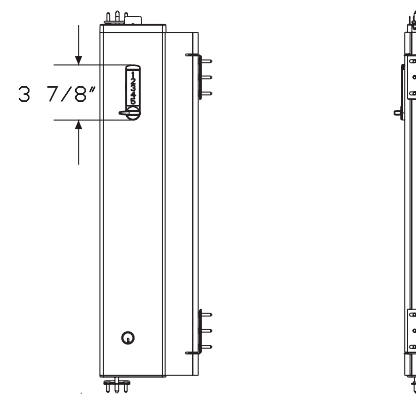
Description

This bar prevents unauthorized access to drawers or cassette bins within a 36"- or 42"-high cart. It offers multiple security and access options and re-locks automatically when closed. The standard keyless lock option allows access using a single programmable code that can be changed by a supervisor. The RFID lock allows users to access the cart using proximity cards.

Dimensions



RFID keyless lock bar



Standard keyless lock bar

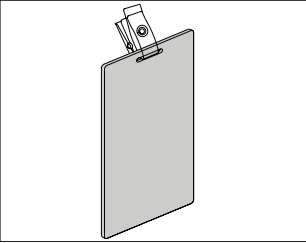
Keyless Lock Bar *continued*

Specification Information		
Step 1.		
CT625. <input type="checkbox"/>		
Step 2. Lock Bar Type		
P	standard keyless lock <input type="checkbox"/>	+\$529
R	RFID Lock <input type="checkbox"/>	+\$1058
Step 3. Cart Height		
36	36"-high cart <input type="checkbox"/>	+\$0
42	42"-high cart <input type="checkbox"/>	+\$30
Step 4. Lock Position		
L	left side lock <input type="checkbox"/>	+\$0
R	right side lock <input type="checkbox"/>	+\$0
Step 5. Lock		
K	keyed alike <input type="checkbox"/>	+\$0
L	keyed differently <input type="checkbox"/>	+\$0
Step 6. Surface Finish		
HF	inner tone light <input type="checkbox"/>	+\$0
LU	soft white <input type="checkbox"/>	+\$0
WN	warm grey neutral <input type="checkbox"/>	+\$0
Step 7. Key Number		
<i>For keyed alike (K)</i>		
01	key number 01	+\$0
02	key number 02	+\$0
03	key number 03	+\$0
04	key number 04	+\$0
05	key number 05	+\$0
06	key number 06	+\$0
07	key number 07	+\$0
08	key number 08	+\$0
09	key number 09	+\$0
10	key number 10	+\$0
11	key number 11	+\$0
12	key number 12	+\$0
13	key number 13	+\$0
14	key number 14	+\$0
15	key number 15	+\$0
16	key number 16	+\$0
17	key number 17	+\$0
18	key number 18	+\$0
19	key number 19	+\$0
20	key number 20	+\$0

21	key number 21	+\$0
22	key number 22	+\$0
23	key number 23	+\$0
24	key number 24	+\$0
25	key number 25	+\$0
26	key number 26	+\$0
27	key number 27	+\$0
28	key number 28	+\$0
29	key number 29	+\$0
30	key number 30	+\$0
31	key number 31	+\$0
32	key number 32	+\$0
33	key number 33	+\$0
34	key number 34	+\$0
35	key number 35	+\$0
36	key number 36	+\$0
37	key number 37	+\$0
38	key number 38	+\$0
39	key number 39	+\$0
40	key number 40	+\$0
41	key number 41	+\$0
42	key number 42	+\$0
43	key number 43	+\$0
44	key number 44	+\$0
45	key number 45	+\$0
46	key number 46	+\$0
47	key number 47	+\$0
48	key number 48	+\$0
49	key number 49	+\$0
50	key number 50	+\$0
51	key number 51	+\$0
52	key number 52	+\$0
53	key number 53	+\$0
54	key number 54	+\$0
55	key number 55	+\$0
56	key number 56	+\$0
57	key number 57	+\$0
58	key number 58	+\$0
59	key number 59	+\$0
60	key number 60	+\$0
61	key number 61	+\$0
62	key number 62	+\$0
63	key number 63	+\$0
64	key number 64	+\$0
65	key number 65	+\$0
66	key number 66	+\$0
67	key number 67	+\$0

Keyless Lock Bar *continued*

68	key number 68	+\$0
69	key number 69	+\$0
70	key number 70	+\$0
71	key number 71	+\$0
72	key number 72	+\$0
73	key number 73	+\$0
74	key number 74	+\$0
75	key number 75	+\$0
76	key number 76	+\$0
77	key number 77	+\$0
78	key number 78	+\$0
79	key number 79	+\$0
80	key number 80	+\$0
81	key number 81	+\$0
82	key number 82	+\$0
83	key number 83	+\$0
84	key number 84	+\$0
85	key number 85	+\$0
86	key number 86	+\$0
87	key number 87	+\$0
88	key number 88	+\$0
89	key number 89	+\$0
90	key number 90	+\$0
91	key number 91	+\$0
92	key number 92	+\$0
93	key number 93	+\$0
94	key number 94	+\$0
95	key number 95	+\$0
96	key number 96	+\$0
97	key number 97	+\$0
98	key number 98	+\$0
99	key number 99	+\$0



Product Information

Description

This proximity access provides access to a cart lockbar with proximity reader lock (CT625.R). It is available as a card, or as a sticker that can be attached to an I.D. badge. Package of 10.

Notes

Proximity access card has a slot for attaching a lanyard, clip, or other carrying device.

Proximity access sticker cannot be attached to a proximity I.D. badge with the same frequency (125 kHz).

Cards (or stickers) have identical codes. For individual codes, contact Options.

Dimensions

Specification Information

Step 1.

CT623. A

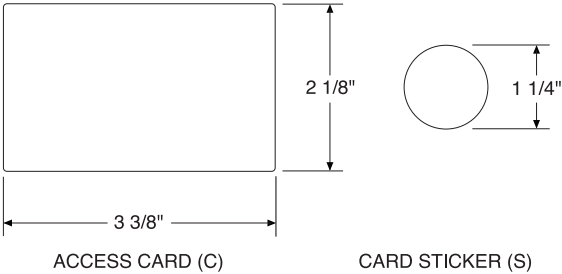
Step 2. Type

C	access card	A
S	card sticker	A

Prices for Steps 1-2.

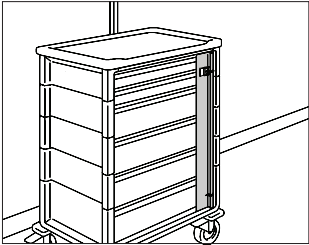
CT623. C	\$215
S	\$302

Procedure/Supply Carts—Exterior Accessories

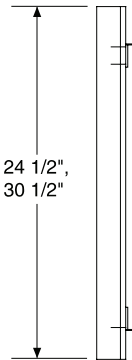


Breakaway Bar

CT701.



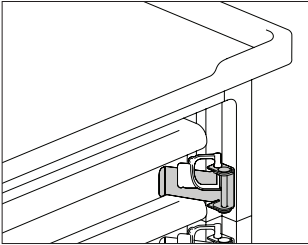
Product Information
Description
This bar is used with a breakaway tab. It indicates that the drawer or cassette contents of a 36"- or 42"-high cart are unaltered.
Notes
Order breakaway tab (CT709.) separately.
Dimensions



Specification Information
Step 1.
CT701. A
Step 2. Cart Height
36 36"-high cart
42 42"-high cart
Prices for Steps 1-2.
CT701. 36 \$149
42 \$159
Step 3. Surface Finish
HF inner tone light +\$0
LU soft white +\$0
WN warm grey neutral +\$0

Breakaway Tab Holder

CT699.

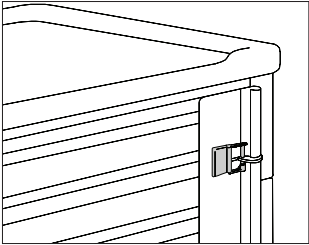


Product Information
Description
This holder attaches to the front of any slot location on a 36" or 42"-high cart. It holds a breakaway tab, indicating that the contents of an individual drawer are unaltered. Finish is red.
Notes
Specify breakaway tabs (CT709.) separately.
When specified with cart, breakaway tab holder is factory installed at the front of the cart on the right side.
Breakaway tab holder can be field installed with included hardware.
Drilling of cart body is required.

Specification Information
Step 1.
CT699. <input type="checkbox"/>
Step 2. Slot Location
01 top slot <input type="checkbox"/>
02 2nd slot from top <input type="checkbox"/>
03 3rd slot from top <input type="checkbox"/>
04 4th slot from top <input type="checkbox"/>
05 5th slot from top <input type="checkbox"/>
06 6th slot from top <input type="checkbox"/>
07 7th slot from top <input type="checkbox"/>
08 8th slot from top <input type="checkbox"/>
09 9th slot from top, 42"-high cart only <input type="checkbox"/>
10 10th slot from top, 42"-high cart only <input type="checkbox"/>
Prices for Steps 1-2.
CT699. 01 \$71
02 \$71
03 \$71
04 \$71
05 \$71
06 \$71
07 \$71
08 \$71
09 \$71
10 \$71

Breakaway Tab

CT709.



Product Information

Description

This tab indicates that a cart's drawer or cassette contents are unaltered. Package contains 100.

Notes

Order breakaway bar (CT701.) or breakaway tab holder (CT699.) separately.

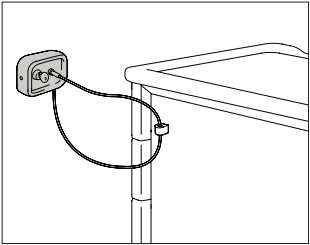
Specification Information

Step 1.

CT709. A \$88

Wall Lock

CT708.



Product Information

Description

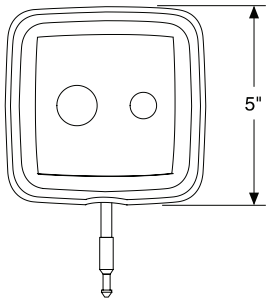
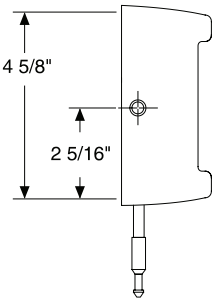

This wall-mounted lock has a steel cable that loops through a cart-mounted ring to prevent cart removal. Package includes a 20"-long steel cable, lock box, and ring. Finish is soft white.

Specification Information

Step 1.

CT708. A \$383

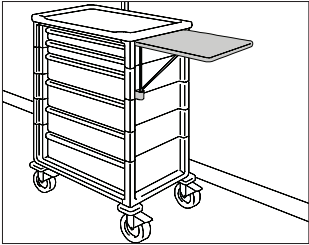
Dimensions



Procedure/Supply Carts—Exterior Accessories

Flip-Up Shelf

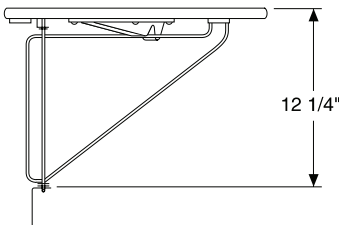
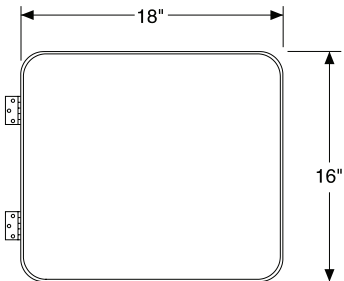
CT750.



Product Information

Description
This hinged shelf is factory installed on the top segment of a 36"- or 42"-high cart. It is supported by a pivoting arm. The shelf provides a flat writing or utility surface; when lowered, the shelf is flush with the cart side. Accessories cannot attach to the cart segment where the shelf is installed or to the 2 segments below it. The shelf cannot be field installed.
For a single-wide cart, the shelf is installed on the left or right side.
For a double-wide cart, the shelf is installed on the right side.

Dimensions



Specification Information

Step 1.
CT750. ☐ A

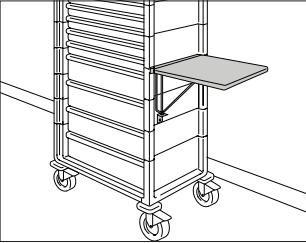
Step 2. Shelf Position
L left-single wide only ☐ A
R right ☐ A

Prices for Steps 1-2.
CT750. L \$272
R \$272

Step 3. Surface Finish
HF inner tone light +\$0
LU soft white +\$0
WN warm grey neutral +\$0

Procedure/Supply Carts—Exterior Accessories

Beltline Flip-Up Shelf CT751.



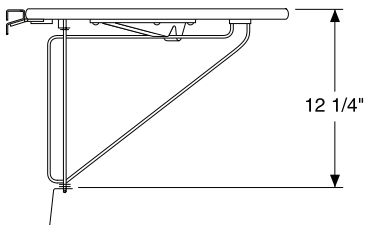
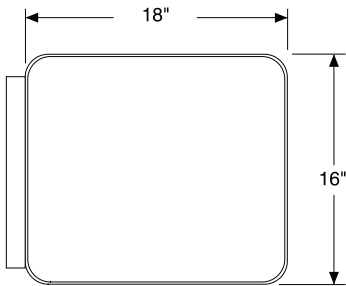
Product Information

Description
 This hinged shelf is factory installed on a cart and is supported by a pivoting arm. It provides a flat writing or utility surface; when lowered, the shelf is flush with the cart side. Accessories cannot attach to the cart segment where the shelf is installed or to the 2 segments below it.

For a single-wide cart the shelf is installed on the left or right side. For a double-wide cart the shelf is installed on the right side.

Notes
 Cart segments are numbered from the bottom up starting at 1.
 Cart segment 4 is available on the 42"- and 72"-high carts. Cart segment 5 is only available on the 72"-high cart.

Dimensions



Specification Information

Step 1.
CT751. ☐ A

Step 2. Shelf Position
L left-single wide only ☐ A
R right ☐ A

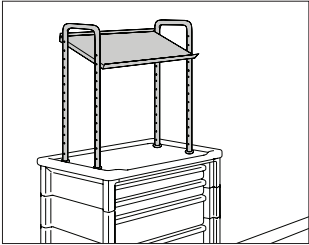
Step 3. Cart Segment
3 cart segment 3 ☐ A
4 cart segment 4 ☐ A
5 cart segment 5 ☐ A

Prices for Steps 1-3.			
	3	4	5
CT751. L	\$288	288	288
R	\$288	288	288

Step 4. Surface Finish
HF inner tone light +\$0
LU soft white +\$0
WN warm grey neutral +\$0

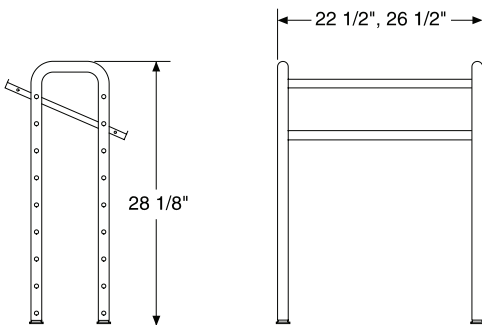
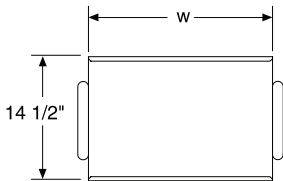
Above-Cart Shelf, Single-Wide Cart

CT794.



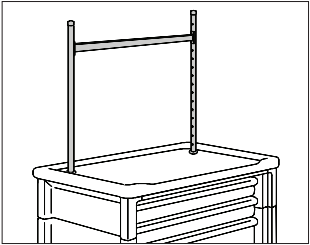
Product Information
Description
This shelf and post assembly attaches to the top rear of a single-wide cart. It has a 24 ³ / ₄ "-wide shelf to support equipment above the cart. The shelf is height adjustable in 3" intervals and mounts horizontally or inclines at a 22° angle. It includes a 1 ¹ / ₂ "-high lip on the front and back edge.
Notes
Shelf cannot be field installed on a cart with slide-out shelf.
Dimensions

Specification Information
Step 1.
CT7 A
Step 2. Cart Interior Width
94. 24" wide A
Prices for Steps 1-2.
CT794. \$376
Step 3. Surface Finish
LU soft white A +\$0
WN warm grey neutral +\$0

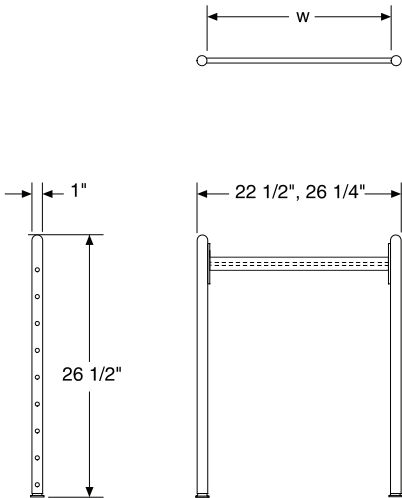


Above-Cart Rail, Single-Wide Cart

CT790.
CT796.



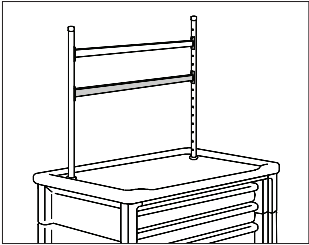
Product Information
Description
This rail and post assembly attaches to the top rear of a single-wide cart. It has a 20"- or 24"-wide rail to hold rail-mounted components above the cart. The rail is height adjustable in 3" intervals.
Notes
Rail cannot be field installed on a cart with slide-out shelf. Order rail-mounted components separately.
Dimensions



Specification Information
Step 1.
CT79 <input type="checkbox"/> A
Step 2. Cart Interior Width
0. 20" wide <input type="checkbox"/> A
6. 24" wide <input type="checkbox"/> A
Prices for Steps 1-2.
CT790. \$259
CT796. \$275
Step 3. Surface Finish
LU soft white <input type="checkbox"/> A +\$0
WN warm grey neutral +\$0

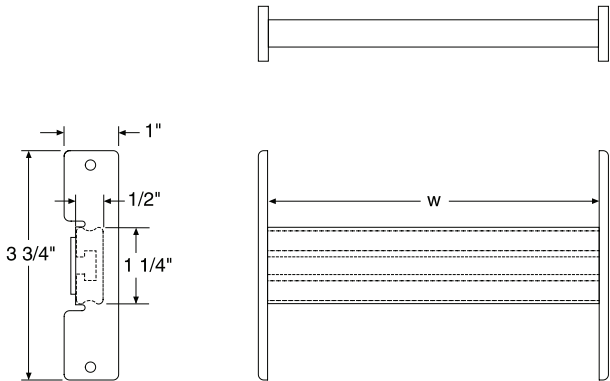
Above-Cart Add-On Rail, Single-Wide Cart

CT791.
CT797.

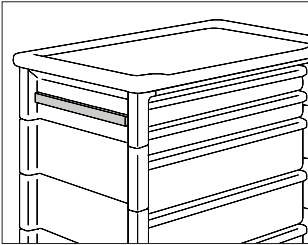


Product Information
Description
This rail attaches to the threaded inserts on the posts of an above-cart shelf or above-cart rail. The mounting position of the rail is height adjustable in 3" intervals. It has a 20"- or 24"-wide rail to hold rail-mounted components above the cart.
Notes
Order above-cart rail (CT790. or CT796.) separately. Order rail-mounted components separately.
Dimensions

Specification Information
Step 1.
CT79 <input type="checkbox"/>
Step 2. Cart Interior Width
1. 20" wide <input type="checkbox"/>
7. 24" wide <input type="checkbox"/>
Prices for Steps 1-2.
CT791. \$116
CT797. \$134
Step 3. Surface Finish
LU soft white <input type="checkbox"/> +\$0
WN warm grey neutral +\$0



Accessory Rail, SideCT782.



Product Information

Description
This aluminum rail is permanently installed on the side of a cart or locker. It has a 15 3/4"-wide track to hold rail-mounted components; the track allows positive placement, lateral movement, and quick removal of components.

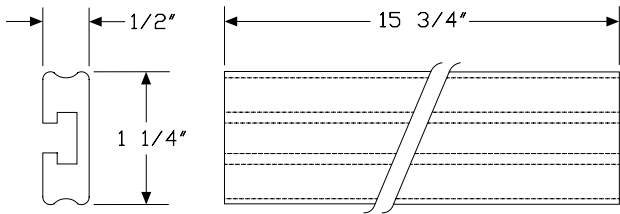
For a single-wide cart, the rail is pre-installed on the left or right side.
For a double-wide cart, the rail is pre-installed in any segment on the right side or in segment 5, 6, or 7 on the left side.

For lockers, the rail can be field installed and includes mounting hardware. Specify any combination of rail position and cart segment when ordering rail for a locker.

Notes

Cart segments are numbered from the bottom up starting at 1.
Order rail-mounted components separately.

Dimensions



Specification Information

Step 1.

CT782.15 A

Step 2. Rail Position

L left A
R right A

Step 3. Cart Segment

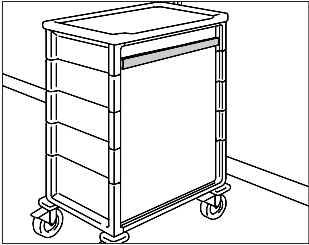
1 cart segment 1 A
2 cart segment 2 A
3 cart segment 3 A
4 cart segment 4 A
5 cart segment 5 A
6 cart segment 6 A
7 cart segment 7 A

Prices for Steps 1-3.

		1	2	3	4	5	6	7
CT782.15	L	\$64	64	64	64	64	64	\$64
	R	\$64	64	64	64	64	64	\$64

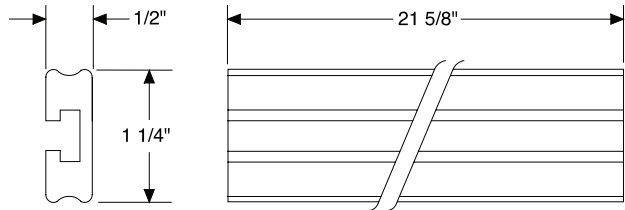
Accessory Rail, Back

CT782.



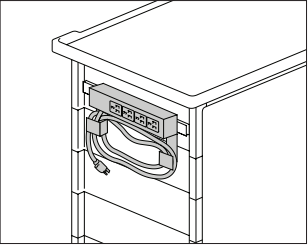
Product Information
Description
This aluminum rail is permanently installed on the back of a single-wide cart. It has a 21 5/8"-wide track to hold rail-mounted components; the track allows positive placement, lateral movement, and quick removal of components.
Notes
Order rail-mounted components separately.
Dimensions

Specification Information
Step 1.
CT782.20 A \$103



Electrical Strip, 4 Outlet

CT778.



Product Information

Description

This box hangs from an accessory rail. It has 4 hospital-grade 110-volt receptacles, a circuit breaker, and a 6' cord with cord wrap. Electrical strip finish is white; cord wrap finish is soft white.

Specification Information

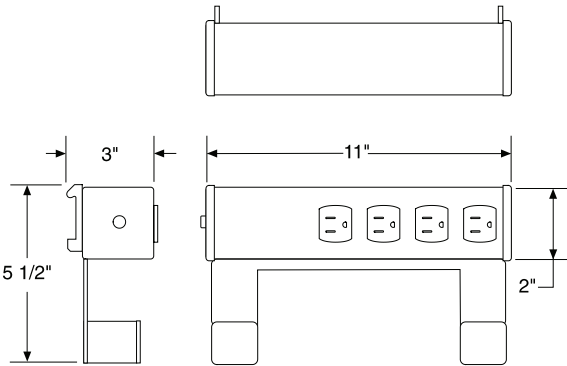
Step 1.

CT778.01 A \$348

Notes

Order accessory rail (CT782.15 or CT782.20) separately.

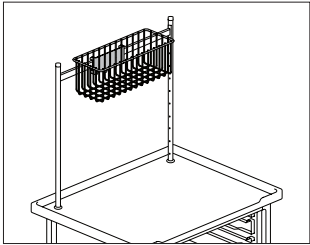
Dimensions



Procedure/Supply Carts—Exterior Accessories

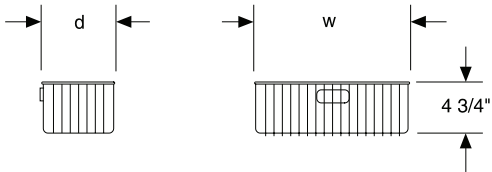

Supply Basket

CT720.
CT722.



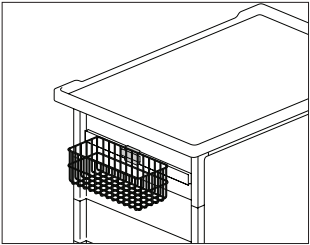
Product Information
Description
This powder-coated wire basket is available in 2 sizes: the 11 ³ / ₄ "-wide basket hangs from an accessory rail or above-cart rail; the 18 ¹ / ₄ "-wide basket mounts on an above-cart rail only and includes 2 adjustable dividers. Finish is soft white.
Notes
Order accessory rail (CT782.) or above-cart rail (CT790. or CT796.) separately.
Dimensions

Specification Information
Step 1.
CT72 A
Step 2. Size
0.01 4 ³ / ₄ " high x 4 ³ / ₄ " deep x 11 ³ / ₄ " wide
2.01 4 ³ / ₄ " high x 9 ¹ / ₂ " deep x 18 ¹ / ₄ " wide
Prices for Steps 1-2.
CT720.01 \$125
CT722.01 \$259



Suture Basket

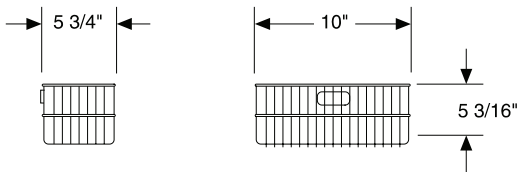

CT723.



Product Information
Description
This powder-coated basket attaches to an accessory rail. It holds 8 1-dozen count boxes or 4 3-dozen count boxes of sutures. Sutures can be accessed without removing the box from the basket. Finish is soft white.
Notes
Order accessory rail (CT782.15) or above-cart rail (CT790. or CT796.) separately.
Dimensions

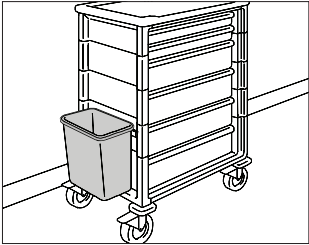
Specification Information
Step 1.
CT723. A \$158

Procedure/Supply Carts—Exterior Accessories



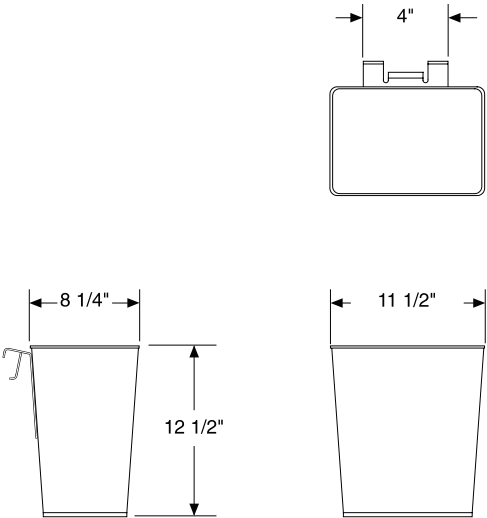
Wastebasket and Holder

CT728.



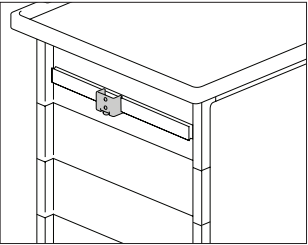
Product Information
Description
This container hangs from an accessory rail. Finish is white.
Notes
Order accessory rail (CT782.) separately.
Dimensions

Specification Information
Step 1.
CT728. A \$96



Rail Clamp

CT729.



Product Information

Description

This powder-coated clamp attaches to an equipment rail or cart-mounted accessory rail to hold customer-supplied accessories.

Notes

Order rail separately:

- Above-cart rail, single-wide cart (CT790. or CT796.)
- Accessory rail, back (CT782.20)
- Accessory rail, side (CT782.15)
- Equipment rail, systems mounted (C1172.)
- Equipment rail, wall mounted (C1170.)

Dimensions

Specification Information

Step 1.

CT729.01 A \$46

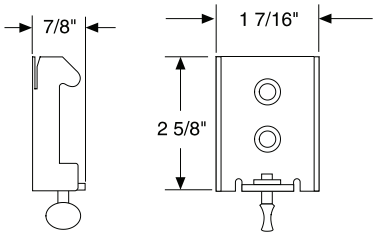
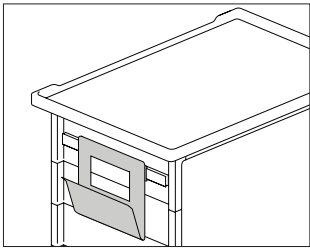


Chart Holder

CT730.

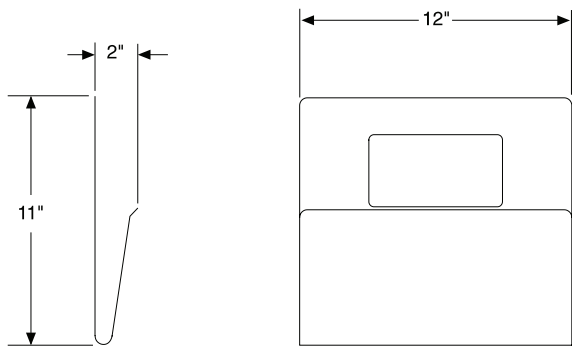


Product Information

Description
This metal holder hangs from an accessory rail and organizes clipboards and charts. Finish is soft white.

Notes
Order accessory rail (CT782.) separately.

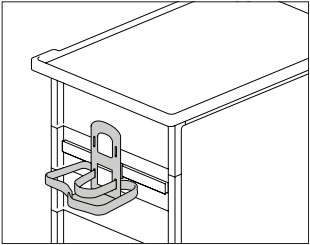
Dimensions



Specification Information

Step 1.
CT730.01 A \$123

Sharps Container HolderCT734.



Product Information

Description

This holder hangs from an accessory rail and has adjustable black Velcro straps to hold a variety of containers. A plastic locking sharps cabinet can also be mounted with screws to prevent theft. Finish is soft white.

Notes

Order accessory rail (CT782.) separately.

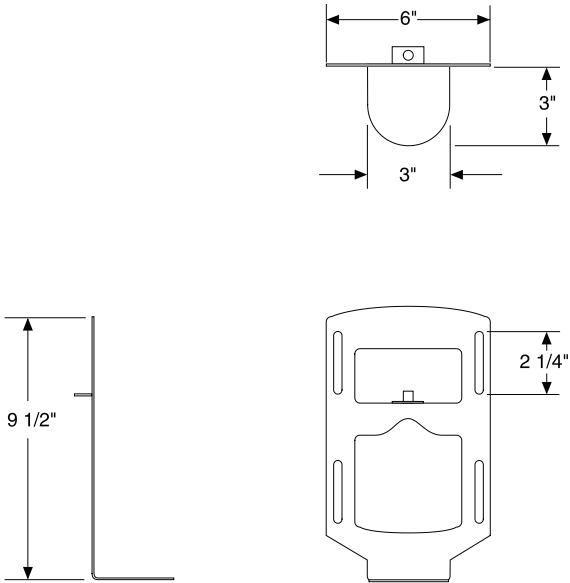
Dimensions

Specification Information

Step 1.

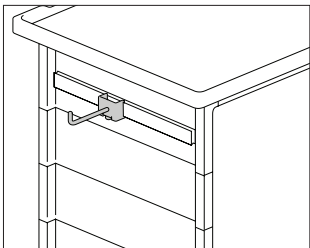
CT734.01A\$91

Procedure/Supply Carts—Exterior Accessories



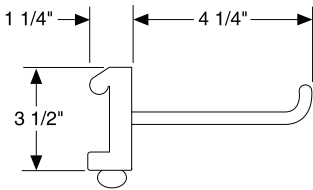
Utility Hook

CT776.



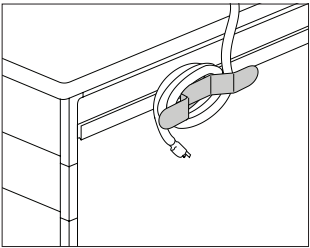
Product Information
Description
This powder-coated hook hangs from an accessory rail to hold clipboards or other hanging items. Finish is soft white.
Notes
Order accessory rail (CT782.) separately.
Dimensions

Specification Information
Step 1.
CT776.01 A \$71



Cord Wrap

CT779.

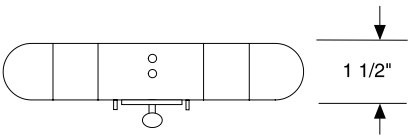
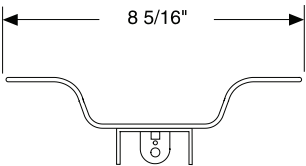


Product Information

Description
This powder-coated steel rack hangs from an accessory rail and holds excess electrical cord. Finish is soft white.

Notes
Order side accessory rail (CT782.15) or back accessory rail (CT782.20) separately.

Dimensions



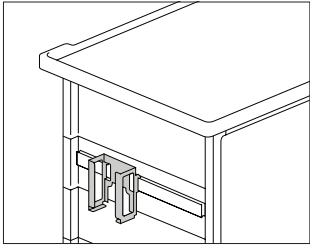
Specification Information

Step 1.
CT779.01 A \$57

Procedure/Supply Carts—Exterior Accessories

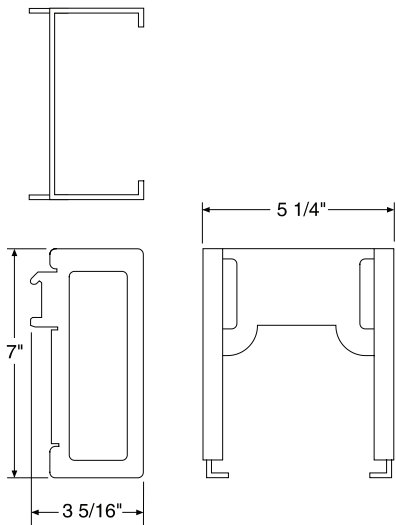
Glove Box Holder

CT726.



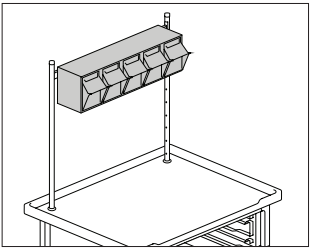
Product Information
Description
This powder-coated steel holder hangs from an above-cart rail or side accessory rail. It holds glove boxes sized 10" x 5" x 3". Finish is soft white.
Notes
Order rail separately: <ul style="list-style-type: none">• Above-cart rail, single-wide cart (CT790. or CT796.)• Side accessory rail (CT782.); cannot be located in top segment
Dimensions

Specification Information
Step 1.
CT726. A \$90



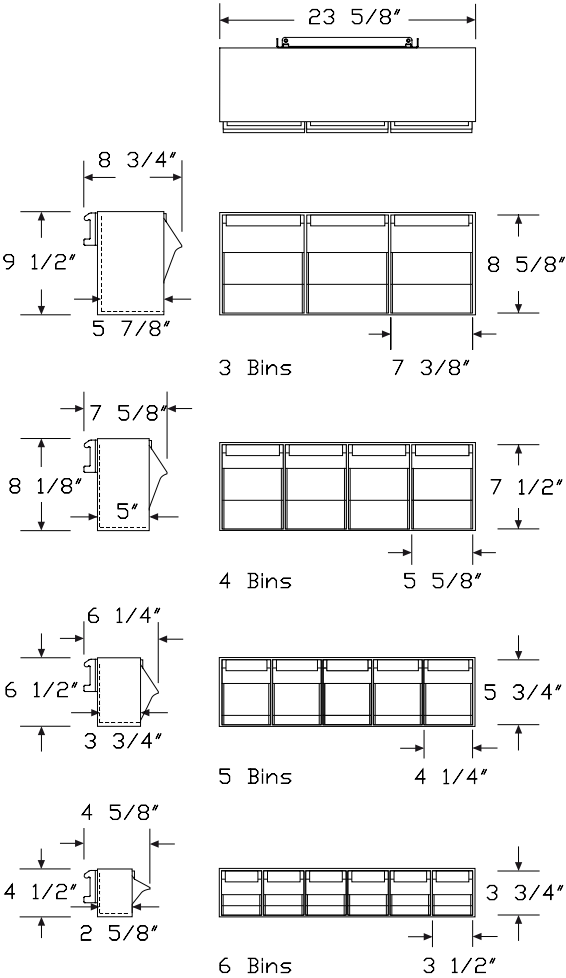
Tilt-Out Storage Bin

CT9303
CT9304
CT9305
CT9306



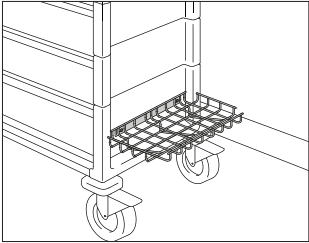
Product Information
Description This holder is white plastic and holds clear plastic bins. The bins tilt forward to provide access to contents and can be removed for easy refilling. Each bin has a label holder. It attaches to the above-cart rail only.
Notes Order above-cart rail, single-wide cart (CT790. or CT796.) separately.
Dimensions

Specification Information
Step 1. CT930 A
Step 2. Number of Bins
3. 3 bins 4. 4 bins 5. 5 bins 6. 6 bins
Prices for Steps 1-2.
CT9303. \$178 CT9304. \$165 CT9305. \$139 CT9306. \$113



Vacuum Pump Shelf

CT756.



Product Information

Description

This nylon-coated wire shelf attaches to the bottom right outside of a cart. Finish is soft white.

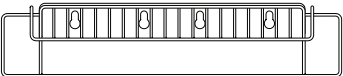
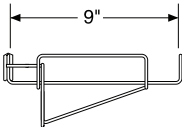
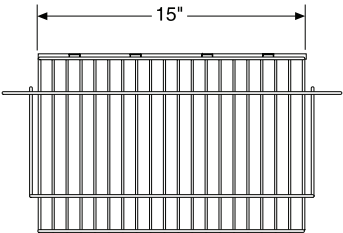
Dimensions

Specification Information

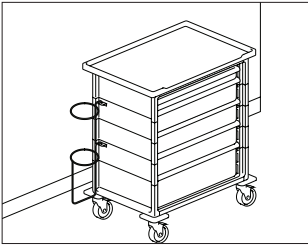
Step 1.

CT756. A

\$238



Oxygen Tank HolderCT772.



Product Information

Description

This powder-coated wire assembly attaches to the left side of a cart and holds an E-size oxygen tank cylinder. Finish is soft white.

Notes

When holder is specified for 36"-high cart, accessory rail cannot be used on segments 1 or 3; for 42"-high cart, accessory rail cannot be used on segments 2 or 4.

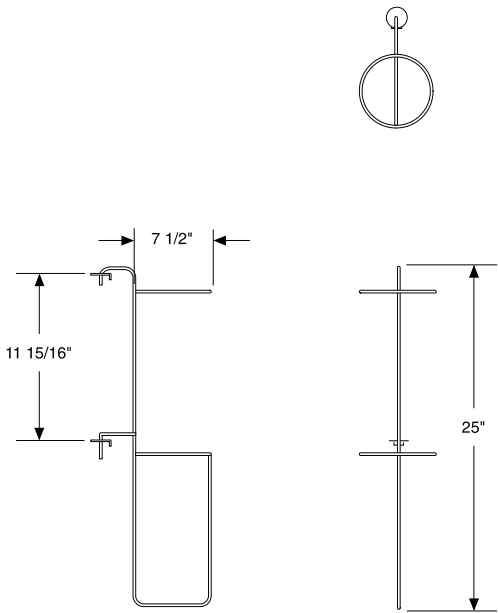
Dimensions

Specification Information

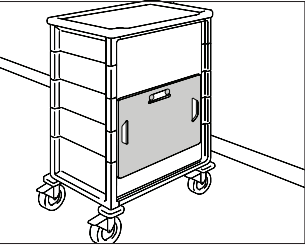
Step 1.

CT772. A\$135

Procedure/Supply Carts—Exterior Accessories



Cardiac Board and Hangers CT773.

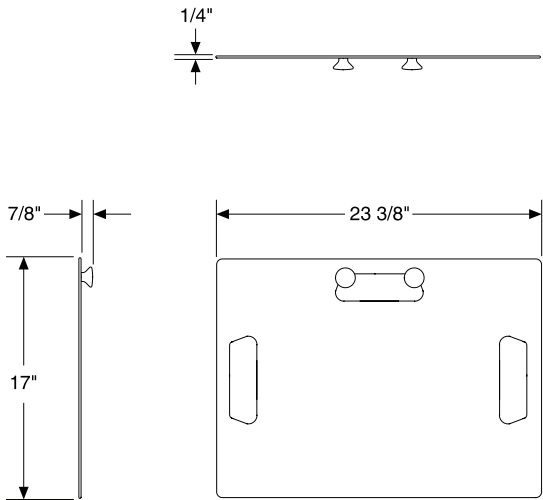


Product Information

Description
This product attaches to the back of a cart. It has a plastic surface and 3 hand-hold slots. Finish is soft white.

Notes
When cardiac board is installed on 36"-high cart, back accessory rail cannot be installed.

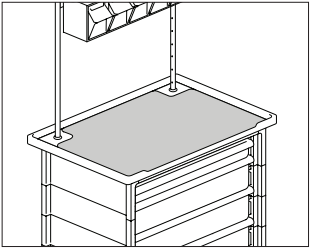
Dimensions



Specification Information

Step 1.
CT773. A \$108

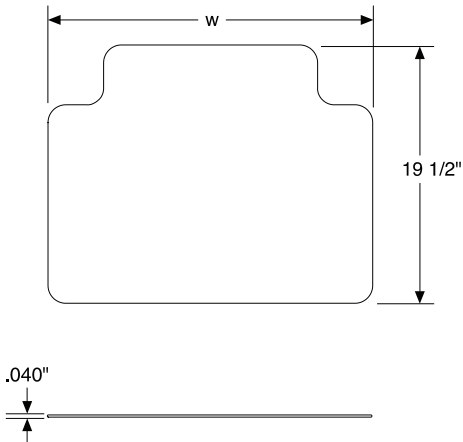
Clear Overlay, Single-Wide CartCT507.



Product Information
Description
This clear, acrylic overlay sits on top of a single-wide cart with a molded, raised edge or a flat top. The overlay protects documents from spills and damage and protects the cart top from scratches and wear.
Notes
Overlay cannot be used on cart with above-cart shelf (CT794.).
Dimensions

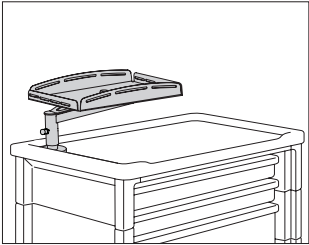
Specification Information
Step 1.
CT507. A
Step 2. Cart Interior Width
2020" wide A
2424" wide A
Prices for Steps 1-2.
CT507. 20\$107
24\$122

Procedure/Supply Carts—Exterior Accessories



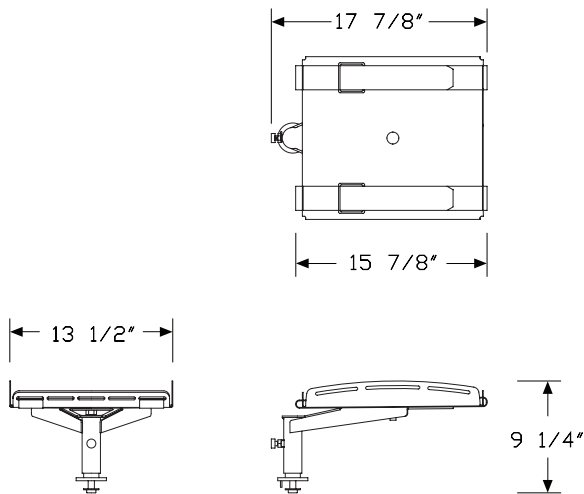
Corner Shelf

CT761.



Product Information
Description
This shelf attaches to the left rear corner of a cart top. The top pivots 360° on the mounting arm. The mounting arm can be released to swivel 90°. Straps can hold contents stored on the shelf. Finish is soft white.
Notes
Cannot be field installed on a cart with slide-out shelf. Above-cart rail and above-cart shelf cannot be installed on same cart with this shelf.
Dimensions

Specification Information
Step 1.
CT761. A \$606



Index by Product Name

Procedure/Supply Carts	
3"-High Drawer Organizer Kit, 20"-Wide Cart Interior	page(s) 39
3"-High Drawer Organizer Kit, 24"-Wide Cart Interior	42
6"-High Drawer Organizer Kit, 20"-Wide Cart Interior	41
6"-High Drawer Organizer Kit, 24"-Wide Cart Interior	43
36" H Procedure Cart for Basic Supply Storage	7
36"H Procedure Cart with Security	8
42"H Procedure Cart with Above-Cart Storage	11
42"H Procedure Cart with Limited Security	10
72"H Clinical Supply Storage Cart	13
Above-Cart Add-On Rail, Single-Wide Cart	71
Above-Cart Rail, Single-Wide Cart	70
Above-Cart Shelf, Single-Wide Cart	69
Accessory Rail, Back	73
Accessory Rail, Side	72
Beltline Flip-Up Shelf	68
Breakaway Bar	63
Breakaway Tab	65
Breakaway Tab Holder	64
Cardiac Board and Hangers	87
Cassette	55
Cassette Bin	54
Chart Holder	79
Clear Lid	45
Clear Overlay, Single-Wide Cart	88
Cord Wrap	82
Corner Shelf	89
Door	56
Double-Wide Cart	22
Drawer	27
Drawer Color Strips	46, 47
Drawer/Shelf Divider	44
Drawer with Lockable Lid	30
Electrical Strip, 4 Outlet	74
Flip-Up Shelf	67
Full-Extension Drawer Slides, Single-Wide Cart	48
Glove Box Holder	83
Keyboard Shelf	53
Keyless Lock Bar	59
Lock Bar	25
Locked Drawer with Lockable Lid	33
Locking Storage and Technology Cart	18
Oxygen Tank Holder	86
Proximity Access	62
Pullout Catheter Rack	52
Rail Clamp	78
Sharps Container Holder	80

Single-Wide Cart	24
Single-Wide Cart, Dual Access	21
Solid Shelf	51
Storage and Technology Cart	16
Subcontainer	37
Subcontainer Divider	40
Supply Basket	75
Suture Basket	76
Tilt-Out Storage Bin	84
Try-A-Cart 20 Series, 36" H Cart Kit	5
Try-A-Cart L-Cart	6
Utility Hook	81
Vacuum Pump Shelf	85
Wall Lock	66
Wastebasket and Holder	77
Wire Shelf	49
Wire Shelf Divider	50



Index by Product Number

C0231	Subcontainer	page(s) 37
C0232		
C0233		
C0234		
C0235		
C0236		
C0238		
C0240		
C0369		
C0378	Subcontainer Divider	40
C0379		
C0380		
CT136.	Single-Wide Cart	24
CT142.		
CT142.	Single-Wide Cart, Dual Access	21
CT172.	Single-Wide Cart	24
CT236.	Double-Wide Cart	22
CT242.		
CT272.		
CT336.	Single-Wide Cart	24
CT342.		
CT372.		
CT436.	Double-Wide Cart	22
CT442.		
CT472.		
CT501.	Drawer	27
CT503.	Drawer with Lockable Lid	30
CT504.	Full-Extension Drawer Slides, Single-Wide Cart	48
CT505.	Locked Drawer with Lockable Lid	33
CT507.	Clear Overlay, Single-Wide Cart	88
CT508.	Clear Lid	45
CT511.	Drawer	27
CT513.	Drawer with Lockable Lid	30
CT515.	Locked Drawer with Lockable Lid	33
CT521.	Wire Shelf	49
CT522.		
CT523.	Solid Shelf	51
CT525.	Wire Shelf	49
CT526.		
CT527.	Wire Shelf Divider	50
CT542.	Cassette	55
CT543.		
CT548.	Cassette Bin	54
CT550.	Drawer/Shelf Divider	44
CT560.	3"-High Drawer Organizer Kit, 24"-Wide Cart Interior	42
CT561.		
CT562.		

CT563.		
CT564.		
CT570.	6"-High Drawer Organizer Kit, 24"-Wide Cart Interior	43
CT571.		
CT575.	6"-High Drawer Organizer Kit, 20"-Wide Cart Interior	41
CT576.		
CT580.	3"-High Drawer Organizer Kit, 20"-Wide Cart Interior	39
CT581.		
CT582.		
CT583.		
CT584.		
CT585.		
CT623.	Proximity Access	62
CT625.	Keyless Lock Bar	59
CT699.	Breakaway Tab Holder	64
CT701.	Breakaway Bar	63
CT707.	Door	56
CT708.	Wall Lock	66
CT709.	Breakaway Tab	65
CT710.	Lock Bar	25
CT717.	Door	56
CT720.	Supply Basket	75
CT722.		
CT723.	Suture Basket	76
CT726.	Glove Box Holder	83
CT728.	Wastebasket and Holder	77
CT729.	Rail Clamp	78
CT730.	Chart Holder	79
CT734.	Sharps Container Holder	80
CT738.	Pullout Catheter Rack	52
CT750.	Flip-Up Shelf	67
CT751.	Beltline Flip-Up Shelf	68
CT756.	Vacuum Pump Shelf	85
CT761.	Corner Shelf	89
CT772.	Oxygen Tank Holder	86
CT773.	Cardiac Board and Hangers	87
CT776.	Utility Hook	81
CT778.	Electrical Strip, 4 Outlet	74
CT779.	Cord Wrap	82
CT782.	Accessory Rail, Back	73
CT782.	Accessory Rail, Side	72
CT790.	Above-Cart Rail, Single-Wide Cart	70
CT791.	Above-Cart Add-On Rail, Single-Wide Cart	71
CT794.	Above-Cart Shelf, Single-Wide Cart	69
CT796.	Above-Cart Rail, Single-Wide Cart	70
CT797.	Above-Cart Add-On Rail, Single-Wide Cart	71
CT801.	Keyboard Shelf	53

Index by Product Number *continued*

Index: Product Number



CT990. Drawer Color Strips	46
CT991. Drawer Color Strips	47
CT9303 Tilt-Out Storage Bin	84
CT9304	
CT9305	
CT9306	
CTC. 36" H Procedure Cart for Basic Supply Storage	7
CTC. 36"H Procedure Cart with Security	8
CTC. 42"H Procedure Cart with Above-Cart Storage	11
CTC. 42"H Procedure Cart with Limited Security	10
CTC. 72"H Clinical Supply Storage Cart	13
CTC. Try-A-Cart 20 Series, 36" H Cart Kit	5
CTC. Try-A-Cart L-Cart	6
CTT. Storage and Technology Cart	16
CTTL. Locking Storage and Technology Cart	18

20-Day or Less/Assigned Lead-Time Order Information — Healthcare

GSA

20-Day or Less/Assigned Lead-Time Programs

20-day or less and assigned lead-time products are designed for established Herman Miller dealers with pre-approved credit.

Products are distributed from multiple manufacturing facilities across the United States. All products and options not designated by an Assigned Lead-Time icon  will ship in 20 business days or less after being acknowledged by Herman Miller. Products and options designated by an  are on the assigned lead-time program and will ship in 20 days, less than 20 days, or more than 20 days from order acknowledgement.

Ordering Procedure

Please place orders through Order Manager. If this is not available to you, place orders through mail or fax. Verbal purchase orders will not be accepted.

Order Entry fax number: (616) 654 3085.

For more information, contact your Customer Care representative at: (866) 854 3048 ext 3400

Shipments and Delivery

Per Herman Miller Terms and Conditions.

Changes and Cancellation

Per Herman Miller Terms and Conditions.



Packaging/Keyed-Alike Information — Procedure/Supply Carts

GSA

Packaging

Packaging varies according to individual product. A surcharge may be added for special packaging requests. Contact Customer Care for specific information.

Keyed-Alike Locks

All components with locks may be specified keyed alike. Products with keyed-alike locks will be shipped with lock plugs installed. Procedure/supply carts have Medeco locks.

To order keyed-alike locks:

1. Choose keyed-alike product number.
2. Specify a key number if desired (01 through 99). If no key number is specified, one will be selected for you.
3. Specify the quantity of each kind of component to be keyed-alike.

To remove lock plugs from existing components, loosen the hex nut inside the product and remove the plug.

Customers interested in ordering master keys for procedure/supply carts products should contact their local authorized dealer with a written request.

For more information about our products and services or to see a list of dealers, please visit us at HermanMiller.com or call (800) 851 1196.

© 2024 Herman Miller, Inc., Zeeland, Michigan


Distribution Rights

Working together since 1956, Herman Miller and Vitra are the authentic sources of designs by Charles and Ray Eames, Alexander Girard, and George Nelson. All the designs shown in this book are protected by law. Herman Miller has obtained all rights to make and sell these designs. Also, Herman Miller holds exclusive worldwide manufacturing and distribution rights for these products with the following exceptions:

Charles and Ray Eames, George Nelson, and Alexander Girard—Worldwide distribution rights for furniture in all areas except Europe and the Middle East. For those areas, please contact Vitra.

Isamu Noguchi—Worldwide distribution rights for the Noguchi Rudder Table. Distribution rights for the Noguchi Table in North America and Central America only. For all other areas, please contact Vitra.

Magis—Exclusive distribution rights in the US and Canada. For all other areas, please contact Magis.

® **HermanMiller**, , Action Office, Aeron, Aside, Canvas Office Landscape, Capex, Cosm, Co/Struc, Eames, Embody, Ethospace, Exclave, Fine-Tune, FlexFront, Formcoat, Ground Cloth, Intent, Layout Studio, Lino, Maharam, Meridian, Mirra, Motia, Nelson, Pellicle, Perspectives, Plex, PostureFit, PostureFit SL, Sayl, Setu, Tu, Verus, Y-Tower and Zeph are among the registered trademarks of Herman Miller, Inc., and its owned subsidiaries.

™ AireWeave, Bubbletack, Canvas Vista, Cellular Suspension, Commend, Compass, Connect, DOT, Durawrap, Everywhere, Flex-Edge, Headway, Hopsak 2, Iota, Keyless Entry, Latitude, Lyris 2, Mora, Multiscrim, Nevi, OE1, OE1 Workspace Collection, Overlay, Renew, Stackable, Swoop, Thrive, TriFlex, Twist and Valor are among the trademarks of Herman Miller, Inc., and its owned subsidiaries.

Chemsurf® is a registered trademark of Wilsonart International.

Corian® is a registered trademark of E.I. du Pont de Nemours and Company Corporation.

FLEXNET™ is a trademark of Milliken & Company.

Floor Saver Glide® is a registered trademark of Carpin Manufacturing, Inc.

Forest Stewardship Council® is a registered trademark of the Forest Stewardship Council A.C. (FSC). We are FSC® certified (FSC® C102895).

FSC® is a registered trademark of the Forest Stewardship Council A.C. (FSC).

MicrobeCare™ is a trademark of Parasol Medical LLC.

Microsoft® and Natural® Keyboard are registered trademarks of Microsoft Corporation.

Place Textiles® is a registered trademark of Place Textiles.