



GSA prices effective October 7, 2024  
(based on July 1, 2024, commercial price list)  
Published March 2025

## Supplemental Products

### Thrive™ Portfolio

#### **General Services Administration Federal Supply Service Authorized Federal Supply Schedule Price List**

Online access to contract ordering information, terms and conditions, up-to-date pricing, and the option to create an electronic delivery order is available through GSA Advantage!, a menu-driven database system. The Internet address for GSA Advantage! is [www.gsaadvantage.gov](http://www.gsaadvantage.gov).

Office Furniture  
FSC/PSC 7110/7125  
Contract Number: GS-03F-036DA  
UEI: Q2K3MSZ843D8  
Contract Period: December 21, 2015—December 20, 2025

MillerKnoll, Inc.  
855 East Main Avenue  
Zeeland, Michigan 49464  
(616) 654 3000 Phone  
(616) 654 8278 Fax  
[www.HermanMiller.com/government](http://www.HermanMiller.com/government)

Business Size: Large



# Contract Information

## 1a. Special Item Numbers (SIN)

SIN 33721

Furniture Systems, Computer Furniture, Filing and Storage, Tables and Accessories, Upholstered Seating and Multi-Purpose Seating, Project Management, Reconfiguration and Relocation Services, Design/Layout and Installation Services

SIN 33721P

Packaged Offices

SIN 337127

Modular Laboratory Furniture Systems

SIN 339113H

Healthcare Furniture

SIN OLM

Order-Level Materials (OLMs)

This SIN is only for products and/or services used in direct support of the purchase of new furniture. It requires approval from the ordering Contract Officer. Please contact your local MillerKnoll Inc. representative to discuss the appropriate use of this SIN.

SIN 532289

Leasing

Contact MillerKnoll Inc participating government dealer for current leasing information.

## 1b. Lowest Priced Model

|              |         |          |
|--------------|---------|----------|
| SIN 33721:   | BVP3.S  | \$7.27   |
| SIN 33127:   | TW113   | \$5.81   |
| SIN 339113H: | CR900NR | \$483.80 |

## 1c. Service Rates

Project Management

Furniture Project Manager: \$64.75 per hour  
Furniture Project Coordinator: \$49.00 per hour  
Build-Out Project Manager: \$80.00 per hour

Reconfiguration and Relocation Services

Not to exceed \$55 per hour.

See \* Additional Notes for Installation & Reconfiguration and Relocation Services.

Design/Layout

Not to exceed \$65 per hour.

Installation Services

Not to exceed \$55 per hour (\$82.50 per hour for after-hours Installation).

See \* Additional Notes for Installation & Reconfiguration and Relocation Services.

## 2. Maximum Order

SIN 33721, 337127, NEW, OLM

\$250,000 net product value

SIN 33721P

\$250,000 net value

SIN 339113H

\$500,000 net product value

## 3. Minimum Order

\$100 net

## 4. Geographic Coverage

Continental U.S.

Orders for Alaska, Hawaii, and Puerto Rico will be shipped F.O.B. inland carrier point of exportation.

## 5. Point of Production

Zeeland, Ottawa County, Michigan

Spring Lake, Ottawa County, Michigan

Elland, Yorkshire, United Kingdom

Hildebran, Burke County, North Carolina, USA

## 6. Pricing

Prices shown are list. Discounts include Industrial Funding Fee.

SIN 33721

Standard Lead Time, Single Order Net Purchase \$100 - 250,000, includes approved Herman Miller Options Products.

| Product Line                           | Discount From List |
|--|--------------------|
| Action Office 1                        | 73.8%              |
| Action Office 2                        | 73.8%              |
| Aeron                                  | 64.5%              |
| Ambit Workspace Solutions              | 74.3%              |
| Asari Chair                            | 53.7%              |
| Aside                                  | 64.2%              |
| Bay Work Pod                           | 56.7%              |
| C-Style Overhead Storage               | 73.8%              |
| Canvas Office Landscape Channel        | 74.8%              |
| Canvas Office Landscape Dock           | 74.8%              |
| Canvas Metal Desk                      | 74.8%              |
| Canvas Office Landscape Metal Storage  | 74.8%              |
| Canvas Office Landscape Private Office | 74.8%              |
| Canvas Office Landscape Wood Storage   | 74.8%              |
| Canvas Office Landscape Vista          | 74.8%              |
| Canvas Office Landscape Wall           | 74.8%              |
| Caper                                  | 61.5%              |
| Commend Nurses Station                 | 73.3%              |
| Cosm                                   | 61.7%              |
| Eames® Aluminum Group                  | 58.7%              |
| Eames Conference & Dining Tables       | 73.6%              |
| Easton Family                          | 54.91%             |
| Embody                                 | 59.7%              |
| Energy Distribution Systems            | 73.8%              |
| Ethospace System                       | 73.8%              |
| Everywhere™ Tables                     | 73.8%              |
| Exclave                                | 61.7%              |

Contract Information

continued

|   |        |
|---|--------|
| Fuld                                    | 59.7%  |
| Headway™ Tables                         | 73.8%  |
| Intent Solution                         | 58.7%  |
| Layout Studio®                          | 60.7%  |
| Lighting                                | 73.8%  |
| Lino                                    | 63.7%  |
| Meridian Laterals                       | 67.3%  |
| Meridian Pedestals                      | 64.2%  |
| Meridian Towers                         | 62.7%  |
| Meridian Storage                        | 62.7%  |
| Mirra 2                                 | 61.7%  |
| Motia Tables                            | 73.8%  |
| NaughtOne                               | 50.0%  |
| Nemschoff                               | 54.91% |
| Nevi™ Tables                            | 73.8%  |
| Nevi Link                               | 73.8%  |
| OE1 Boundary                            | 72.8%  |
| OE1 Community Elements                  | 61.7%  |
| OE1 Micro Packs                         | 73.8%  |
| OE1 Storage                             | 72.8%  |
| OE1 Tables and Benching                 | 73.8%  |
| Overlay™                                | 62.7%  |
| Plex® Lounge Furniture                  | 59.5%  |
| Pronta Stacking Chair                   | 57.7%  |
| Public Office Landscape                 | 61.7%  |
| Renew™ Tables                           | 73.8%  |
| Renew Link                              | 73.8%  |
| Sayl                                    | 62.2%  |
| Setu                                    | 59.7%  |
| Swoop Lounge Furniture                  | 60.7%  |
| Thrive Portfolio                        | 62.0%  |
| Thrive Portfolio-CBS Products Extension | 62.0%  |
| Tu Lateral Files                        | 74.3%  |
| Tu Pedestals                            | 73.8%  |
| Tu Storage                              | 74.3%  |
| Tu Towers                               | 74.3%  |
| Tu Wood Cases                           | 74.3%  |
| Tu Wood Cubbies                         | 74.3%  |
| Tu Wood Credenzas                       | 74.3%  |
| Tu Wood Pedestals                       | 74.3%  |
| Tu Wood Towers                          | 74.3%  |
| Valor™ Family                           | 54.91% |
| Verus                                   | 63.7%  |
| Zeph                                    | 60.2%  |

Services

Please refer to section 19 for Terms and Conditions of Installation/ Reconfiguration and Relocation Services.

Project Management

Services under this SIN may be used only in conjunction with the purchase of new furniture. Please contact your local MillerKnoll Inc. representative to discuss the available labor categories (listed below). The hourly rates listed are “Not To Exceed” or “NTE” values.

Furniture Project Manager: \$64.75 per hour  
Furniture Project Coordinator: \$49.00 per hour  
Build-Out Project Manager: \$80.00 per hour

Reconfiguration and Relocation Services

Reconfiguration and Relocation Services will be provided by MillerKnoll Inc. or its participating dealer based on a fee not to exceed \$55 per hour.

See \* Additional Notes for Installation & Reconfiguration and Relocation Services.

Design/Layout

Design service will be provided by MillerKnoll Inc. or its participating dealer based on a fee not to exceed \$65 per hour.

Installation Services

Installation Services will be provided by MillerKnoll Inc. or its participating dealer based on a fee not to exceed \$55 per hour (\$82.50 per hour for after-hours Installation).

See \* Additional Notes for Installation & Reconfiguration and Relocation Services.

SIN 337127

Standard Lead Time, Single Order Net Purchase \$100 - 250,000, includes approved Herman Miller Options Products.

| Product Line     | Discount From List |
|------------------|--------------------|
| Action Lab       | 58.5%              |
| Compass System   | 58.5%              |
| Co/Struc System  | 58.5%              |
| Healthcare Carts | 18.0%              |
| Mora System      | 58.5%              |
| Bedside Cabinets | 58.5%              |

SIN 33721P

Packaged Office Furniture - Maximum Order \$250,000 (net).

Includes packaged furniture solutions for customers needing to furnish an office.

SIN 339113H

Standard Lead Time, Single Order Net Purchase \$100 - 500,000, includes approved Herman Miller Options Products.

| Product Line                   | Discount From List |
|--------------------------------|--------------------|
| Nemschoff Healthcare Furniture | 54.91%             |

7. Quantity Discounts

Reference item #6.

8. Payment Terms

Net 30 days

9. Foreign Items

None

10. Time of Delivery

- a. 90 day ARO
- b. Expedited delivery: Items listed in the 10-Day section of the catalogs are available for expedited delivery.
- c. Overnight/2-day delivery: Select items may be available for overnight or 2-day delivery. Contact MillerKnoll Inc. or a participating dealer for availability and rates.
- d. Urgent requirements: Agencies may contact contractor or participating dealer to request faster delivery.



# Contract Information

*continued*

## 11. F.O.B.

F.O.B. destination except Alaska, Hawaii, and Puerto Rico, which will be shipped F.O.B. inland carrier point of exportation.

## 12. Ordering Address

a. MillerKnoll Inc.

Government Customer Care 0161  
855 East Main Avenue  
Zeeland MI 49464.

b. For supplies and services, the ordering procedures information on Blanket Purchase Agreements (BPA's) are found in Federal Acquisition Regulation (FAR) 8.405-3.

## 13. Payment Address.

MillerKnoll Inc.  
22764 Network Place  
Chicago, IL 60673-1227

## 14. Warranty

MillerKnoll Inc. commercial warranty applies.

## 15. Export Packing Charge

Prices supplied on request.

## 16. Rental Maintenance and Repair Terms

Not applicable

## 17. Terms and Conditions of Installation/Reconfiguration and Relocation Services

\* Additional Notes for Installation & Reconfiguration and Relocation Services:

FOB Destination (Drop Ship): Price includes product delivery to the site, brought to the tailgate of the truck. The purchaser is responsible for unloading.

Prices effective up to the maximum order by SIN only. Above the MO, pricing shall be negotiated on a case-by-case basis between the client and local dealer.

Standard Services are Subject to the Following Conditions:

Installation will be performed during normal weekday working hours.

Adequate facilities for delivery, unloading, moving and staging/storing the product during the installation process shall be provided.

Service work will not be hindered by other trades.

Electric, heat, and adequate elevator service will be furnished without charge.

The immediate installation area shall be complete and free of debris including the carpet/flooring before installation commences.

Any work requiring a licensed electrician is the responsibility of the buyer.

Additional Charges May Apply For:

Major Metro Markets and any non-ground floor installation.

Major Metro Markets include large population centers and urban environments.

Installation in a clinical/medical environment.

Special restrictions or limits established by local laws, ordinances or the directions of the buyer, including but not limited to restrictions on transportations of materials, street access to the job site and/or dock facilities.

Installations outside of a 50 mile radius of the servicing dealer.

Local Prevailing Wage and/or Union Labor Rates.

Any additional charges shall be quoted by the dealer and approved by the buyer prior to performance of the work.

## 18. Terms and Conditions of Repair Parts

Not applicable

## 19. Service and Distribution Points

For service and distribution points nearest you, call (800) 851 1196.

## 20. Participating Dealers

Access Herman Miller web site for current list of participating dealers: [www.HermanMiller.com/where-to-buy/contact-a-dealer/](http://www.HermanMiller.com/where-to-buy/contact-a-dealer/). Select your market by using the filter.

## 21. Preventive Maintenance

Not applicable

## 22a. Special Attributes.

2022

MillerKnoll earns its 15th consecutive perfect score in Human Rights Campaign Foundation's 2022 Corporate Equality Index.

2021

The OE1 Trolley and Micro Packs are both winners of the 2021 Archiproducts international design competition in the Office Category.

MillerKnoll is named to Michigan's Best and Brightest in Wellness List for 2021.

MillerKnoll is awarded Platinum Rating in CSR by EcoVadis.

OE1 is named winner of Wallpaper's "Most Futuristic Furniture" Category as part of their first-ever Smart Space Awards.

OE1 receives the Workplace category award from Fast Company's 2021 Innovation by Design Awards.

MillerKnoll is named to Fast Company's Annual List of the World's Most Innovative Companies for 2021.

MillerKnoll is recognized as a "Disclosure Leader" by the Chemical Footprint Project (CFP).

# Contract Information

*continued*

MillerKnoll earns its 14th consecutive perfect score in Human Rights Campaign Foundation's 2021 Corporate Equality Index.

MillerKnoll is named to Newsweek's List of America's Most Responsible Companies 2021.

Great Lakes Women's Business Council awards MillerKnoll for "Excellence in Supplier Diversity" in the Best In Class category.

2020

Herman Miller is recognized with a 2020 FSC® Leadership Award for our commitment to responsible forestry management.

Herman Miller is named one of Investor's Business Daily Top 50 Best ESG (Environmental, Social, and Corporate Governance) Companies.

Working Mother names Herman Miller as one of the Best Companies for Dads.

Herman Miller is awarded Platinum Rating in CSR by EcoVadis.

Herman Miller is named Diversity Inc 2020 Noteworthy Company for recruitment efforts, employee development opportunities, leadership accountability, and supplier diversity.

Cosm, by Studio 7.5, receives an iF Gold Award in the Office and Industry category at the iF World Design Awards 2020.

Herman Miller earns its 13th consecutive perfect score in Human Rights Campaign Foundation's 2020 Corporate Equality Index.

2019

Mora System casework, designed by Collective Ten for Herman Miller, receives silver in the Industrial and Life Science Design/ Medical Furniture category at the European Product Design Awards.

Mora System casework is awarded GOOD DESIGN Award 2019, selected for design excellence and innovation.

National Minority Supplier Diversity Council (NMSDC) names Herman Miller as the 2019 Class 1 Corporation of the Year for leadership in supplier diversity.

TIME Magazine names Cosm to its list of 100 Best Inventions of 2019.

Herman Miller is named #12 Overall and #2 in Manufacturing on Investor's Business Daily Best ESG (Environmental, Social, Governance) Companies.

Herman Miller is recognized as a silver level Certified Veteran-Friendly Employer by the Michigan Veterans Affairs Agency for a commitment to veteran hiring, retention, and development.

For the second year in a row, Herman Miller receives a Gold Medal from EcoVadis in recognition of Corporate Social Responsibility achievement measured in categories of environment, labor and human rights, ethics, and sustainable procurement.

Herman Miller is named "Frontrunner" in Chemical Footprint Project by Clean Production Action for our chemical management policies and practices.

Herman Miller receives International Interior Design Association and Contract's best showroom design award in the "Large Showroom" category at NeoCon.

Herman Miller earns its 12th consecutive perfect score in Human Rights Campaign Foundation's 2019 Corporate Equality Index.

Cosm, designed by Studio 7.5 for Herman Miller, receives a Red Dot Best of the Best Product Design Award in the "Office Chairs" category.

Lino, designed by Sam Hecht and Kim Colin for Herman Miller, receives an iF Design Award in the Product Design category.

2018

Overlay, designed by Birsell+Seck, receives Interior Design Best of Year Award in the Partitions and Wall Systems category.

Herman Miller receives the "Corporation of the Year" in consumer products award from the Michigan Minority Supplier Development Council.

Herman Miller achieves the Advanced Excellence in Supplier Diversity Award from the Great Lakes Women's Business Council for doing business with women-owned suppliers.

Great Lakes Women's Business Council awards Herman Miller for "Excellence in Supplier Diversity" in the Advanced category.

WEConnect awards Herman Miller an Honorable Mention for global supplier diversity initiatives.

As one of the top-scoring companies in the industry for the 14th consecutive year, Herman Miller has qualified for inclusion in RobecoSAM's 2018 Sustainability Yearbook and receives the Silver Class distinction for excellent sustainability performance—economic, environmental, and social.

For the 11th consecutive year, Herman Miller receives a perfect score on the Human Rights Campaign Foundation's Corporate Equality Index and is designated as Best Place to Work for LGBT equality. This report evaluates U.S. companies in terms of diversity, particularly LGBT-related policies and practices.

# Contract Information

*continued*

Herman Miller receives Gold Medal from EcoVadis in recognition of Corporate Social Sustainability achievement measured in categories of environment, labor and human rights, ethics, and sustainable procurement. EcoVadis operates the first web-based collaborative platform that allows companies to assess the environmental and social performance of their global suppliers.

Aeron receives Good Design Award from The Chicago Athenaeum Museum of Architecture and Design.

The Cosm Chair wins Mix Interiors "Product of the Year—Task" award.

2017

Herman Miller receives "Rising Star Award" from the Michigan Veterans Affairs Agency (MVAA) for exhibiting new and novel approaches to veteran recruitment and hiring.

Herman Miller is named the 2017 "Corporation of the Year" in the consumer products sector by the Michigan Minority Supplier Development Council (MMSDC).

Herman Miller receives a 2017 SEAL (Sustainability, Environmental Achievement and Leadership) Business Sustainability Award. SEAL Award winners are determined by a holistic methodology measuring applicants against established benchmarks that demonstrate impact and progress toward creating a healthy planet and a sustainable future.

Herman Miller earns the 4 Star Diversity Visionary Award. This award celebrates the diversity, equality, and inclusion work of Herman Miller. The award is presented at the annual Diversity Equity Inclusion Summit, held by the Grand Rapids Area Chamber of Commerce.

Herman Miller is named one of the Best and Brightest in Wellness for the 5th year in a row.

Herman Miller earns its 10th consecutive perfect score in Human Rights Campaign Foundation's 2017 Corporate Equality Index.

As one of the top-scoring companies in the industry for the 13th consecutive year, Herman Miller has qualified for inclusion in RobecoSAM's 2017 Sustainability Yearbook and receives the Bronze Class distinction for excellent economic, environmental, and social sustainability performance. The selection criteria for inclusion in the Yearbook becomes more rigorous each year, and only the top 15 percent of companies within each industry are selected.

Herman Miller once again earns the WorldatWork Seal of Distinction, a unique standard of excellence in work-life effectiveness that shows we provide a distinct, mutually beneficial workplace experience. Herman Miller is the only furniture manufacturer among the 160 companies across the U.S. and Canada honored with the award.

Herman Miller's Mora wins Nightingale Silver Award in the "Furniture Collections" category at the 2017 Healthcare Design Conference.

2016

Herman Miller earns 9th consecutive perfect score in Human Rights Campaign Foundation's Corporate Equality Index and is designated as Best Place to Work for LGBT equality.

Herman Miller is recognized as the Business of the Year at the Annual Meeting of the West Michigan Environmental Action Council (WMEAC) for being an outstanding partner in support of the growth of WMEAC's programs. WMEAC's award goes to the business with the greatest depth and breadth of support, unwavering dedication to environmental action in West Michigan, and a strong corporate commitment to environmental advocacy.

The 101 Best and Brightest Sustainable Companies once again (5th consecutive year) recognizes Herman Miller as an organization in Michigan (and for the first time, in the nation) that exhibits leadership and innovation in its approach to sustainability. This award celebrates those companies that are making their businesses more sustainable, the lives of their employees better, and the community, both locally and globally, more responsible as a whole.

Herman Miller is recognized by the Michigan Minority Supplier Development Council (MMSDC) as a "Corporation of the Year". Additionally, we are the only West Michigan company this year to receive an "Ambassadors Championing Excellence" Award from the MMSDC.

Herman Miller is recognized with "2016 Excellence in Supplier Diversity Award" from the Great Lakes Women's Business Council.

Herman Miller is recognized as a 2016 Healthiest 100 Workplace in America, ranking 49th in the country for our commitment to health and exceptional corporate wellness programming.

Herman Miller receives the Best and Brightest in Wellness Award for the 4th year in a row. This program is an innovative initiative that recognizes and celebrates quality and excellence in health awareness.

The Michigan Occupational Safety and Health Administration renews Herman Miller's "Star" status, the highest workplace safety and health designation, for the Hickory facility in Spring Lake.

Plex Lounge Furniture from Herman Miller receives #MetropolisLikes award at NeoCon 2016.

Plex Lounge Furniture from Herman Miller receives Interior Design HiP Award for Workplace Seating/Lounge at NeoCon 2016.

Herman Miller is named a 2016 Women on Boards Winning Company. Companies selected for this recognition are considered champions of board diversity as 20 percent or more of their board seats are occupied by women.

Herman Miller is selected for inclusion in the 2016 RobecoSAM Sustainability Yearbook for the 12th consecutive year.

Herman Miller again earns the WorldatWork Work-Life 2016 Seal of Distinction. This award identifies organizations that focus on programs that promote work-life balance and overall well-being.

# Contract Information

*continued*

## **22b. Section 508 Compliance**

Not applicable

## **23. Unique Entity ID:** Q2K3MSZ843D8

## **24. Registered in System for Award Management ([www.SAM.gov](http://www.SAM.gov)) Database**

## **25. Cancellation**

Prior to production, no cancellation charge will apply. After production, only actual cost incurred that the contractor can demonstrate if items are sold after 3 months.

## **26. Restocking Charges**

Agencies must notify the contractor for authorization prior to returning any items. The customer agency will be required to pay all packaging and return freight charges. A restocking fee of 50% for Systems Furniture and 35% for all other product lines will be charged for any returned items.

Returns and restocking policy is not applicable to Options products, products under SIN 337127, 339113H, NaughtOne and Nemschoff products.

## **MillerKnoll Inc. Miscellaneous Information:**

Federal ID Number: 38-0837640

Commercial and Government Entity Code (CAGE): 40636

Data Universal Numbering System (DUNS) 00-601-2801

Commercial Entity Code (CEC): 00702290J

|  |               |
|--|---------------|
| <b>Introduction</b>  | <b>page 2</b> |
| <b>Thrive™ Portfolio</b>   | <b>3</b>      |
| Technology Support   | 5             |
| Power and Data Support   | 19            |
| Screens  | 81            |
| Personal Lighting  | 107           |
| Work Tools   | 109           |
| <b>Indices</b>   | <b>153</b>    |
| By Name  | 153           |
| By Number  | 155           |
| <b>Appendices</b>  |               |
| 20-Day or Less/Assigned Lead-Time Order Information  |               |
| Customer's Own Material Order Information - Workspaces   |               |
| Textiles Application Chart-Workspaces  |               |
| Textile Colors   |               |
| <b>For the latest materials information, refer to the Materials pages on HermanMiller.com.</b> |               |

# Introduction

## A Note on the Organization of This Book

There are a few signals that will help you understand the organization of this book. Once you know them, you should be able to find your way around easily.

### Like a newspaper, this book is formatted with columns of text and illustrations that run vertically.

Information wraps from one column to the next and continues for as many pages as it needs to.

### Black bars are clues.

A black bar at the top of a page signals the start of information about a product.

This information is divided into two sections, each signaled by a black bar. Product Information includes a description, additional notes, and dimensional drawings. Specification Information, which always begins at the top of a column, includes a series of steps. Each step represents a decision you need to make in order to complete your product number. Steps must be followed sequentially. The number of pages needed to complete information on a product varies; some will be complete in one page; others may fill three or four pages. Just continue going through the steps until you run into the next product, signaled by the black bar at the top of the page.

Black tabs running along the outside edge of the page help you locate what section you are in or what section you want to go to. You can thumb forwards or backwards to find a section; tabs and text appear on both sides of the page.

The additional pages in the back of the book include the appendices and indices. They are signaled by a long black bar running along the outside edge of the page.

### The index is presented two ways.

The first index is in alphabetical order by product name. It can be helpful if you are new to the products and numbering scheme or if you are looking for a type of product, such as work chair or round table.

The second index is by product number. It lists, in alphanumeric order, the base product number, typically a five-digit number.

## General Information

This book is effective October 7, 2024, subject to change without notice. Products may be purchased from authorized Herman Miller dealers who will quote prices upon request. For more information about our products and services or to see a list of dealers, visit [www.HermanMiller.com](http://www.HermanMiller.com).


All prices are list prices. Additional services, such as planning services, design, storage, and installation, are not included and must be added to these prices when the additional services are requested.


Illustrations, specifications, and prices are based on the latest information at the time of publication. The right is reserved to make changes at any time without notice in prices, fabrics, finishes, materials, specifications, and models, and also to discontinue models and finishes.

Dimensions shown in the drawings are engineering drawing dimensions rounded up to the nearest 1/8". Product is shipped set up or knocked down. Products that include "Shipped knocked down" in the description require some assembly. If this statement does not appear in the description, the product is shipped assembled.

Service problems are normally handled by a Herman Miller authorized dealer. Where this cannot be accomplished on a local level, service problems should be referred to the Customer Care Representative for your region, Herman Miller, Inc., Zeeland, Michigan 49464.

### 20-Day or Less/Assigned Lead-Time Shipments

All products and options in this price book not designated by an Assigned Program icon  will ship in **20 business days or less** after being acknowledged by Herman Miller.

Products and options designated by an  are on the assigned lead-time program and may ship in 20 days, less than 20 days, or more than 20 days from order acknowledgement.

Technology Support

Power and Data Support

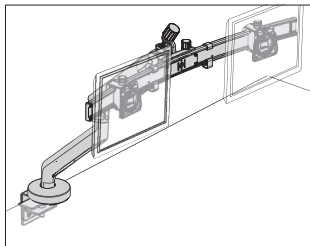
Screens

Personal Lighting

Work Tools







### Product Information

#### Description

Flo® X is the latest evolution of high-load monitor support from Colebrook Bosson Saunders, capable of holding heavy and large screens, including curved monitors, as well as dual and triple monitors. Its dual spring technology accommodates heavy monitors and can be configured for a lower weight range (down to 7 lbs./3 kg), if required. A visual indicator shows the arm's tension setting, saving time for multiple installations. An integrated cable management system secures cables neatly along the underside of the arm. Hex key for installing and tensioning the monitor arm is included.

Flo X single configuration supports monitors up to 40 lbs. (18 kg) and offers up to 24.09" (612 mm) of horizontal extension, 21.14" (537 mm) of vertical reach and +30°/-10° of monitor tilt. Single configuration also offers portrait-to-landscape screen adjustment.

Flo X dual configuration holds 2 monitors up to 32" and offers up to 27.91" (709 mm) of horizontal extension, 20.83" (529 mm) of vertical reach and +20°/-5° of monitor tilt.

Flo X triple configuration holds 3 monitors up to 27" and offers up to 31.06" (789 mm) of horizontal extension, 20.83" (529 mm) of vertical reach and +20°/-5° of monitor tilt.

#### Notes

Multi-mount handle (HL) option is highly recommended for use with dual and triple configurations to facilitate easy movement of monitors.

75 mm and 100 mm VESA compliant.

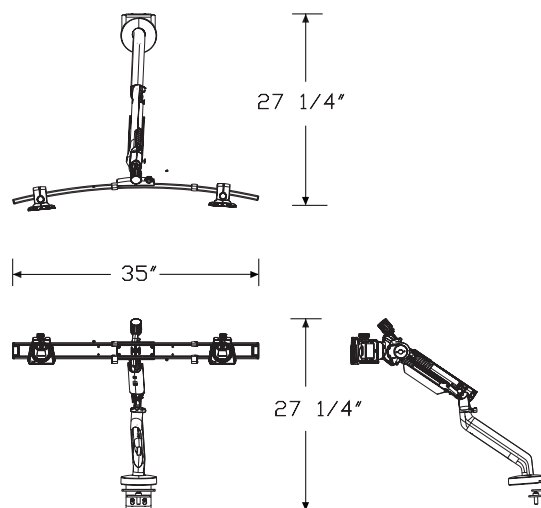
For single screen configuration (Y91195.1), monitor weight range is 7-40 lbs. (3-18 kg).

For dual screen configuration (Y91195.2), monitor weight range is 2-18 lbs. (1-8 kg) per screen.

For triple screen configuration (Y91195.3), monitor weight range is 2-11 lbs. (1-5 kg) per screen.

For total mounted load below 20 lbs. (9 kg), arm should be configured to single-spring mode.

### Dimensions



Flo® X Monitor Arm - Assembly

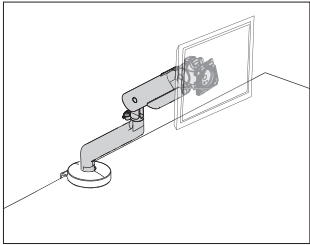
continued

Thrive™ Technology Support

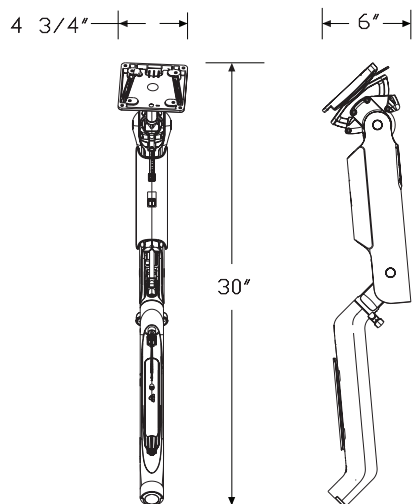
| Specification Information            |             |                            |        |
|--------------------------------------|-------------|----------------------------|--------|
| Step 1.                              |             |                            |        |
| Y91195. <input type="checkbox"/> A   |             |                            |        |
| Step 2. Configuration                |             |                            |        |
| 1                                    | 1 monitor   | <input type="checkbox"/> A |        |
| 2                                    | 2 monitors  | <input type="checkbox"/> A |        |
| 3                                    | 3 monitors  | <input type="checkbox"/> A |        |
| Step 3. Handle Option                |             |                            |        |
| For 1 monitor (1)                    |             |                            |        |
| NN                                   | no handle   | <input type="checkbox"/> A |        |
| For 2 monitors (2) or 3 monitors (3) |             |                            |        |
| HL                                   | with handle | <input type="checkbox"/> A |        |
| NN                                   | no handle   | <input type="checkbox"/> A |        |
| Step 4. Attachment Bracket           |             |                            |        |
| CM                                   | clamp mount | <input type="checkbox"/> A |        |
| Prices for Steps 1-4.                |             |                            |        |
|                                      |             |                            | CM     |
| Y91195.                              | 1           | NN                         | \$723  |
|                                      | 2           | HL                         | \$1043 |
|                                      |             | NN                         | \$932  |
|                                      | 3           | HL                         | \$1217 |
|                                      |             | NN                         | \$1106 |
| Step 5. Finish                       |             |                            |        |
| 0I                                   | silver      | <input type="checkbox"/> A | +\$0   |
| 0H                                   | black       | <input type="checkbox"/> A | +\$0   |

Flo® X Monitor Arm - Arm Only

Y98000

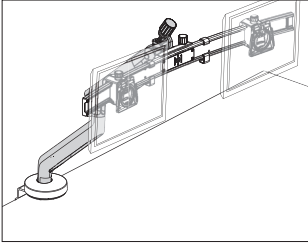


| Product Information   |
|---|
| Description   |
| Flo® X is the latest evolution of high-load monitor support from Colebrook Bosson Saunders, capable of holding heavy and large screens, including curved monitors. Its dual spring technology accommodates heavy monitors and can be configured for a lower weight range (down to 7 lbs./3 kg), if required. A visual indicator shows the arm's tension setting, saving time for multiple installations. An integrated cable management system secures cables neatly along the underside of the arm. Hex key for installing and tensioning the monitor arm is included. |
| Flo X monitor arm supports one monitor up to 40 lbs. (18 kg) and offers up to 24.09" (612 mm) of horizontal extension, 21.14" (537 mm) of vertical reach, +30°/-10° of monitor tilt and portrait-to-landscape screen adjustment.  |
| Notes   |
| 75 mm and 100 mm VESA compliant.  |
| Supports monitors ranging in weight from 7-40 lbs. (3-18 kg).   |
| Order Flo X two-piece clamp mount (Y98005.) separately.   |
| Dimensions  |



| Specification Information |                                       |       |
|---------------------------|---------------------------------------|-------|
| Step 1.                   |                                       |       |
| Y98000.                   | <input type="text" value="A"/>        | \$620 |
| Step 2. Finish            |                                       |       |
| 0I                        | silver <input type="text" value="A"/> | +\$0  |
| 0H                        | black <input type="text" value="A"/>  | +\$0  |

# Flo® X Multi Mount Monitor Arm - Arm Y98001 Only



## Product Information

### Description

Flo® X Multi Mount Monitor Arm is the latest evolution of high-load monitor support from Colebrook Bosson Saunders, capable of dual screen mounting using Flo X Dual Mount Bar, and triple screen mounting with the addition of Flo X Triple Mount Kit. Its dual spring technology accommodates heavy monitors and can be configured for a lower weight range (down to 7 lbs./3 kg), if required. Screw-controlled D-ring tilt offers adjustment of complete mounted monitor installation. A visual indicator shows the arm's tension setting, saving time for multiple installations. An integrated cable management system secures cables neatly along the underside of the arm. Hex key for installing and tensioning the monitor arm is included.

Flo X dual configuration holds 2 monitors up to 32" and offers up to 27.91" (709 mm) of horizontal extension, 20.83" (529 mm) of vertical reach and +20°/-5° of monitor tilt.

Flo X triple configuration holds 3 monitors up to 27" and offers up to 31.06" (789 mm) of horizontal extension, 20.83" (529 mm) of vertical reach and +20°/-5° of monitor tilt.

### Notes

75 mm and 100 mm VESA compliant.

For dual screen configuration, monitor weight range is 2-18 lbs. (1-8 kg) per screen.

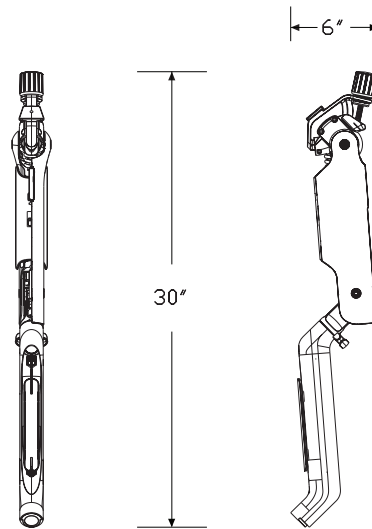
For triple screen configuration, monitor weight range is 2-11 lbs. (1-5 kg) per screen.

For total mounted load below 20 lbs. (9 kg), arm should be configured to single-spring mode.

Order the following products separately:

- Flo X dual mount bar (Y98002.)
- Flo X triple bar extension kit (Y98003.)
- Flo X two-piece clamp mount (Y98005.)

## Dimensions

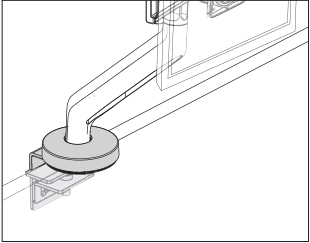


Flo® X Multi Mount Monitor Arm - Arm  
Only *continued*

| Specification Information |                                       |       |
|---------------------------|---------------------------------------|-------|
| Step 1.                   |                                       |       |
| Y98001.                   | <input type="text" value="A"/>        | \$558 |
| Step 2. Finish            |                                       |       |
| 0I                        | silver <input type="text" value="A"/> | +\$0  |
| 0H                        | black <input type="text" value="A"/>  | +\$0  |

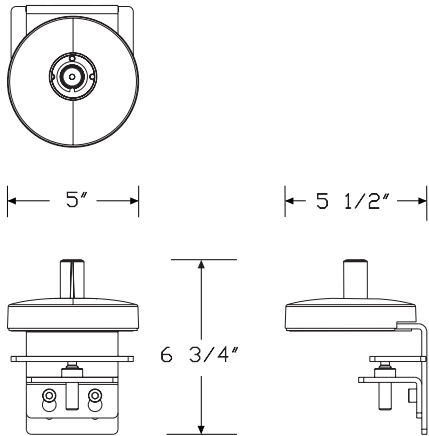
Flo® X Two-Piece Clamp Mount -  
Clamp only

Y98005

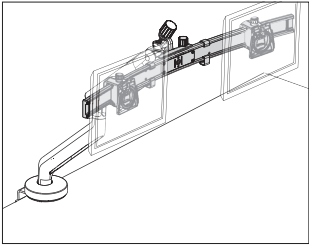


| Product Information  |
|--|
| Description  |
| This clamp attaches a Flo® X Monitor Arm to a work surface. Configurable rotation stop system offers 180° or 360° rotation of arm. Attachment hardware included. |
| Notes  |
| Suitable for work surface thicknesses of 3/8" to 1 3/4" (9 mm to 45 mm).   |
| Load support range up to 40 lbs. (18 kg).  |
| Order Flo X monitor arm-arm only (Y98000.) or Flo X multi mount monitor arm-arm only (Y98001.) separately.   |
| Dimensions   |

| Specification Information |                                       |       |
|---------------------------|---------------------------------------|-------|
| Step 1.                   |                                       |       |
| Y98005.                   | <input type="text" value="A"/>        | \$103 |
| Step 2. Finish            |                                       |       |
| 0I                        | silver <input type="text" value="A"/> | +\$0  |
| 0H                        | black <input type="text" value="A"/>  | +\$0  |



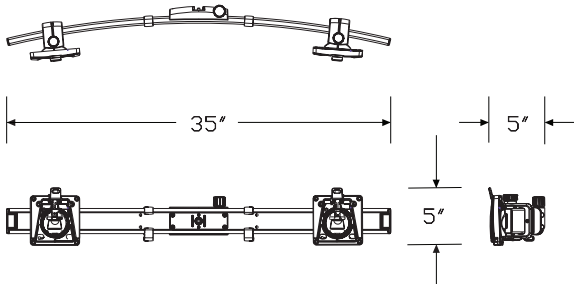
Flo® X Dual Mount Bar - Bar only Y98002



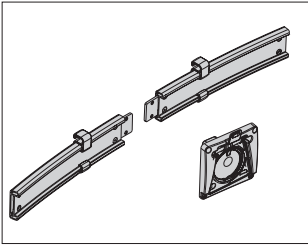
| Product Information   |
|---|
| Description   |
| Flo® X Dual Mount Bar attaches to Flo X Multi Mount Monitor Arm for dual screen mounting. It offers side-to-side screen-position adjustment on bar with quick-release locking and individual fine adjustment. |
| Side-to-side swivel of individual screens permits "cockpit" or "flat" screen configurations and continuous curvature alignment of curved screens.   |
| Complete bar/monitor installation can be tilted via the screw-operated tilt feature of the Flo X multi mount monitor arm. VESA plates and fixing screws included.   |

| Notes   |
|---|
| 75 mm and 100 mm VESA compliant.  |
| Bar holds 2 monitors up to 32" and weighing between 2-18 lbs. (1-8 kg) each.  |
| Flo X dual mount bar will not mount to the Flo X monitor arm (Y98000.). It is compatible with Flo X multi mount monitor arm (Y98001.) only. |
| Order the following products separately:  |
| • Flo X multi mount monitor arm (Y98001.)   |
| • Flo X triple bar extension kit (Y98003.)  |
| • Flo X two-piece clamp mount (Y98005.)   |

| Dimensions |
|------------|
|------------|

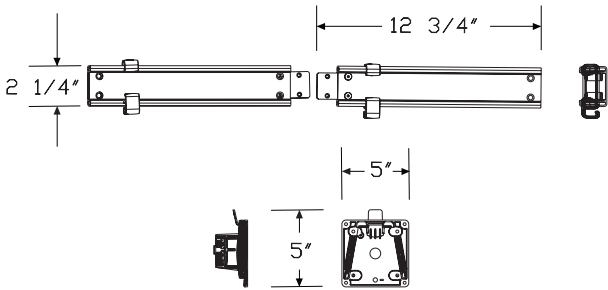


| Specification Information    |
|------------------------------|
| Step 1.                      |
| Y98002. <span>A</span> \$271 |
| Step 2. Finish               |
| 0H black <span>A</span> +\$0 |

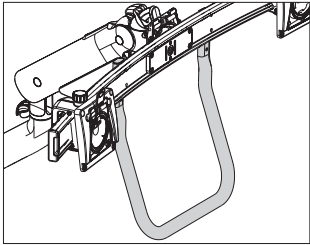


| Product Information   |
|---|
| Description   |
| This kit expands Flo® X Dual Mount Bar to triple-screen capability. VESA plates and fixing screws included.         |
| Notes   |
| 75 mm and 100 mm VESA compliant.  |
| When attached to the dual mount bar, it supports 3 monitors up to 27" and weighing between 2-11 lbs. (1-5 kg) each. |
| Order the following products separately:  |
| • Flo X multi mount monitor arm (Y98001.)   |
| • Flo X dual mount bar (Y98002.)  |
| • Flo X two-piece clamp mount (Y98005.)   |
| Flo X multi mount handle (Y98004.) is optional but highly recommended.  |
| Order separately.   |
| Dimensions  |

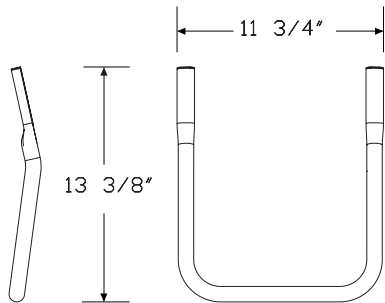
| Specification Information                    |       |
|--|-------|
| Step 1.                                      |       |
| Y98003. <input type="text" value="A"/>       | \$174 |
| Step 2. Finish                               |       |
| 0H      black <input type="text" value="A"/> | +\$0  |



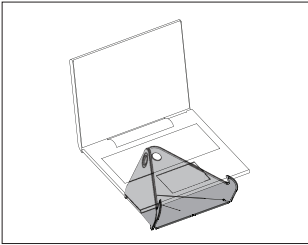




| Product Information   |
|---|
| Description   |
| This handle is recommended for use on Flo® X dual and triple configurations to facilitate easy movement of monitors. It attaches directly to Flo X dual mount bar and offers 2 mount height options. Wide format for easy 2-handed grip. Handle attachment hardware included. |
| Dimensions  |



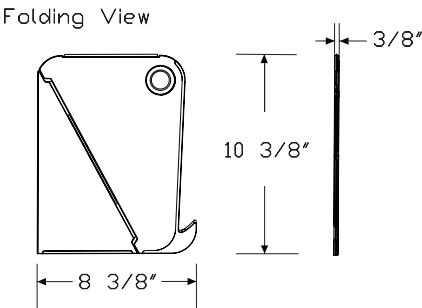
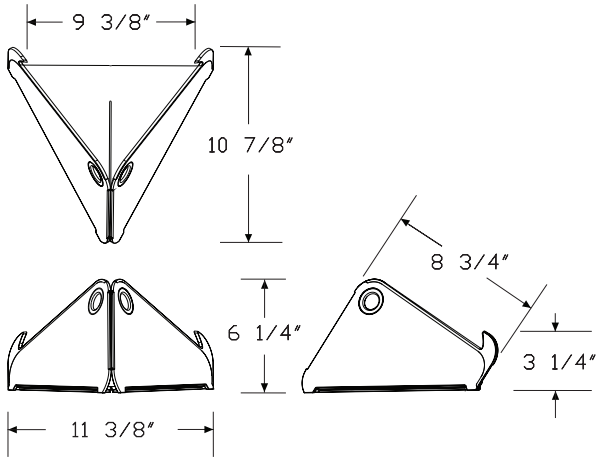
| Specification Information |                                      |       |
|---------------------------|--------------------------------------|-------|
| Step 1.                   |                                      |       |
| Y98004.                   | <input type="text" value="A"/>       | \$111 |
| Step 2. Finish            |                                      |       |
| 0H                        | black <input type="text" value="A"/> | +\$0  |

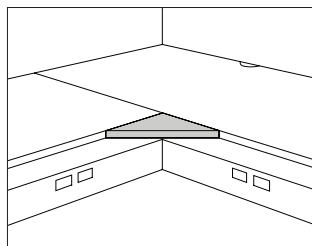


Thrive™ Technology Support

| Product Information   |
|---|
| Description   |
| This portable, folding laptop stand facilitates ergonomic use of notebook computers in agile working spaces. It elevates the laptop off the work surface, ideal for creating an ergonomic workstation while in the office, working from home or on the go. It supports laptops from 11" to 16" screen size. |
| Notes   |
| Accommodates laptop weights from 2.2 lbs. (1.0 kg) to 6.2 lbs. (2.8 kg).  |
| Supports laptops from 11" to 16" screen size.   |
| Stand requires the use of an external keyboard and mouse.   |
| Dimensions  |

| Specification Information |                                    |      |
|---------------------------|------------------------------------|------|
| Step 1.                   |                                    |      |
| Y92075.                   | <div><div></div>A</div>            | \$54 |
| Step 2. Finish            |                                    |      |
| 0J                        | white <div><div></div>A</div>      | +\$0 |
| 0MT                       | mint green <div><div></div>A</div> | +\$0 |
| 0YW                       | yellow <div><div></div>A</div>     | +\$0 |





### Product Information

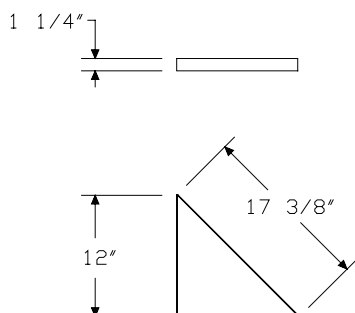
#### Description

This wedge attaches to 2 work surfaces at a 90° angle to provide a corner work surface. It can be used with Action Office®, Canvas, and Ethospace® surfaces. The wedge has a laminate top and thermoplastic edge, laminate top with a thermoplastic backed plywood edge, or a veneer top and edge. Attachment hardware is included.

#### Notes

Corner wedge can support a keyboard tray attached to the underside of the work surfaces in 90° corner applications.

#### Dimensions



### Specification Information

#### Step 1.

**Y2091.**

#### Step 2. Surface Material

|          |  |
|----------|--|
| <b>L</b> | high-pressure laminate top/thermoplastic edge                          |
| <b>U</b> | high-pressure laminate/universal edge                                  |
| <b>W</b> | veneer <span style="border: 1px solid black; padding: 0 2px;">A</span> |

#### Prices for Steps 1-2.

|                 |       |
|-----------------|-------|
| <b>Y2091. L</b> | \$180 |
| <b>U</b>        | \$171 |
| <b>W</b>        | \$256 |

#### Step 3.

#### Top Finish

*For high-pressure laminate top/thermoplastic edge (L) or high-pressure laminate/universal edge (U)*

|            |                          |      |
|------------|--------------------------|------|
| <b>125</b> | natural maple (CP)       | +\$0 |
| <b>126</b> | natural cherry (CP)      | +\$0 |
| <b>127</b> | walnut (CP)              | +\$0 |
| <b>139</b> | light ash (CP)           | +\$0 |
| <b>140</b> | warm ash (CP)            | +\$0 |
| <b>UBK</b> | ultra black (CP)         | +\$0 |
| <b>76</b>  | light brown walnut       | +\$0 |
| <b>8Q</b>  | folkstone grey (CP)      | +\$0 |
| <b>91</b>  | white (CP)               | +\$0 |
| <b>98</b>  | studio white (CP)        | +\$0 |
| <b>CL</b>  | cool grey neutral        | +\$0 |
| <b>HF</b>  | inner tone light         | +\$0 |
| <b>HP</b>  | light anigre             | +\$0 |
| <b>LBA</b> | clear on ash (CP)        | +\$0 |
| <b>LBR</b> | phantom ecru             | +\$0 |
| <b>LBS</b> | phantom cocoa            | +\$0 |
| <b>LBU</b> | medium matte walnut (CP) | +\$0 |
| <b>LBV</b> | warm grey teak           | +\$0 |
| <b>LBB</b> | oak on ash (CP)          | +\$0 |
| <b>LBC</b> | walnut on ash (CP)       | +\$0 |
| <b>LBF</b> | neutral twill            | +\$0 |
| <b>LBJ</b> | graphite twill           | +\$0 |
| <b>LBQ</b> | white twill              | +\$0 |
| <b>LT</b>  | light tone               | +\$0 |
| <b>LU</b>  | soft white               | +\$0 |
| <b>WL</b>  | warm stone (CP)          | +\$0 |
| <b>WN</b>  | warm grey neutral        | +\$0 |

## Squared-Edge Corner Wedge *continued*

### Top/Edge Finish: Wood Veneer

#### For veneer (W)

|     |  |       |
|-----|--|-------|
| CHD | noble cherry <input type="checkbox"/> A        | +\$39 |
| 2U  | light brown walnut <input type="checkbox"/> A  | +\$39 |
| 40  | dark brown walnut <input type="checkbox"/> A   | +\$39 |
| EW  | medium matte walnut <input type="checkbox"/> A | +\$39 |
| ET  | clear on ash <input type="checkbox"/> A        | +\$39 |
| EU  | oak on ash <input type="checkbox"/> A          | +\$39 |
| EV  | walnut on ash <input type="checkbox"/> A       | +\$39 |
| UL  | natural maple <input type="checkbox"/> A       | +\$39 |

### Step 4. Edge Finish

#### For high-pressure laminate top/thermoplastic edge (L)

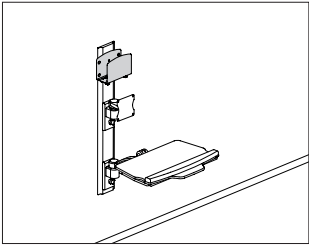
|     |                          |      |
|-----|--------------------------|------|
| 125 | natural maple (CP)       | +\$0 |
| 126 | natural cherry (CP)      | +\$0 |
| 127 | walnut (CP)              | +\$0 |
| 139 | light ash (CP)           | +\$0 |
| 140 | warm ash (CP)            | +\$0 |
| G1  | graphite (CP)            | +\$0 |
| UBK | ultra black (CP)         | +\$0 |
| 76  | light brown walnut       | +\$0 |
| 8Q  | folkstone grey (CP)      | +\$0 |
| 91  | white (CP)               | +\$0 |
| 98  | studio white (CP)        | +\$0 |
| CL  | cool grey neutral        | +\$0 |
| HF  | inner tone light         | +\$0 |
| HP  | light anigre             | +\$0 |
| LBA | clear on ash (CP)        | +\$0 |
| LBR | phantom ecru             | +\$0 |
| LBS | phantom cocoa            | +\$0 |
| LBU | medium matte walnut (CP) | +\$0 |
| LBV | warm grey teak           | +\$0 |
| LBB | oak on ash (CP)          | +\$0 |
| LBC | walnut on ash (CP)       | +\$0 |
| LBF | neutral twill            | +\$0 |
| LBJ | graphite twill           | +\$0 |
| LBQ | white twill              | +\$0 |
| LU  | soft white               | +\$0 |
| WL  | warm stone (CP)          | +\$0 |
| WN  | warm grey neutral        | +\$0 |

#### For high-pressure laminate/universal edge (U)

|     |              |       |
|-----|--------------|-------|
| PLY | plywood edge | +\$50 |
|-----|--------------|-------|

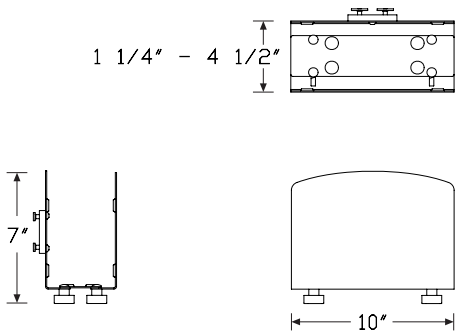
Track Mount Small Cradle CPU Support

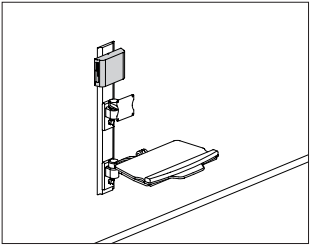
Y94100



| Product Information  |
|--|
| Description  |
| This track mount CPU cradle is adjustable from 1¼" to 4½" wide and can mount to HD, LD and Mbrace wall tracks. |
| Notes  |
| Wall mount hardware included.  |
| Dimensions   |

| Specification Information |                                       |       |
|---------------------------|---------------------------------------|-------|
| Step 1.                   |                                       |       |
| Y94100.                   | <input type="text" value="A"/>        | \$422 |
| Step 2. Finish            |                                       |       |
| 0I                        | silver <input type="text" value="A"/> | +\$0  |
| 0J                        | white <input type="text" value="A"/>  | +\$0  |

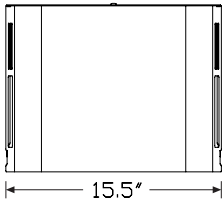
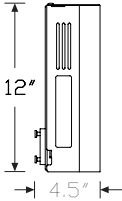
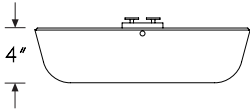


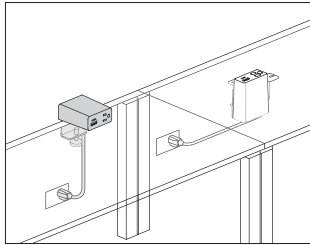


Thrive™ Technology Support

| Product Information   |
|---|
| Description   |
| This track mount CPU enclosure measures 14" wide by 11" tall and 5" deep, and is designed to prevent tampering with cables and connections. The steel enclosure provides ventilation. |
| Notes   |
| Mounts directly to the wall or 32", 34", or 48" wall tracks.<br>Wall mount hardware included.   |
| Dimensions  |

| Specification Information |                                       |       |
|---------------------------|---------------------------------------|-------|
| Step 1.                   |                                       |       |
| Y94102.                   | <input type="text" value="A"/>        | \$730 |
| Step 2. Finish            |                                       |       |
| 0I                        | silver <input type="text" value="A"/> | +\$0  |
| 0J                        | white <input type="text" value="A"/>  | +\$0  |





### Product Information

#### Description

This electrical distributor plugs directly into floor, wall, or ceiling drop outlets. Each module configuration presents the same visual appearance. Grommet mount attachment does not come with the mini grommet (order separately as needed). Cable clips and attachment hardware included. Product is UL listed.

#### Notes

Grommet mount attachment (Y1414.xxxG) does not come with the mini grommet. Order Logic mini grommet (Y1412.) separately, as needed.

Cable clips for cord management are intended for a 1-time installation.

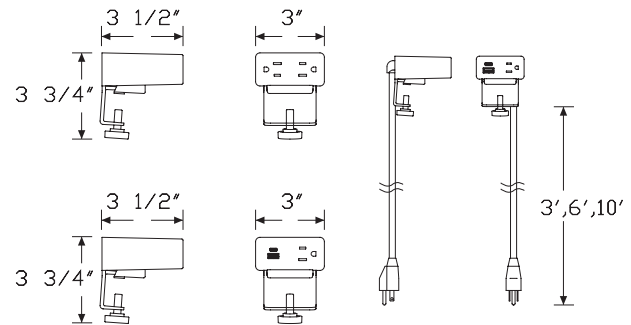
Clamp versions can be reoriented in the field by a technician.

USB ports provide a combined 20 watts of power to charge most devices and tablets at full speed. USB-C provides 15 watts of power and USB-A provides 10 watts of power individually. When using the USB-C and USB-A ports simultaneously, USB-C remains at 15 watts and USB-A reduces to 5 watts.

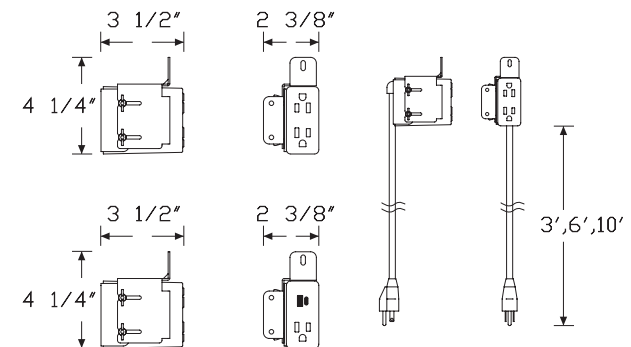
Cord color is predetermined. For white (91) finish cords will be white. For graphite (G1) finish cords will be black.

Grommet mount attachment (Y1414.xxxG) does not come with the mini grommet. Order Logic mini grommet (Y1412.) separately, as needed.

### Dimensions



Surface Clamp



Grommet Mount

Thrive™ Power and Data Support

Specification Information

Step 1.

Y1414.

Step 2. Configuration

- L 1 simplex receptacles, 1 powered USB A/C Combo
- K 2 simplex receptacles

Step 3. Cord/Conduit Length

- 03 3' cord/conduit
- 06 6' cord/conduit
- 10 10' cord/conduit

Step 4. Attachment

- G grommet mount
- S surface clamp

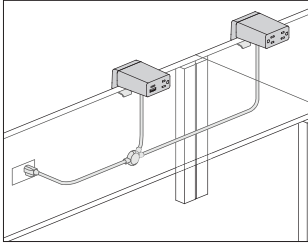
Prices for Steps 1-4.

|        |   |    | G     | S   |
|--------|---|----|-------|-----|
| Y1414. | L | 03 | \$471 | 471 |
|        |   | 06 | \$471 | 471 |
|        |   | 10 | \$483 | 483 |
|        | K | 03 | \$264 | 264 |
|        |   | 06 | \$264 | 264 |
|        |   | 10 | \$278 | 278 |

Step 5. Finish

- BK black ☐ +\$0
- UBK ultra black (CP) +\$0
- 91 white (CP) ☐ +\$0
- 98 studio white (CP) ☐ +\$0
- G1 graphite (CP) ☐ +\$0





### Product Information

#### Description

This electrical distributor plugs directly into floor, wall, or ceiling drop outlets. Each module configuration presents the same visual appearance. Cable clips and attachment hardware included. Product is ETL listed to UL962.

#### Notes

Cable clips for cord management are intended for a 1-time installation.

Clamp versions can be reoriented in the field by a technician.

Jumper length denotes distance between center points of each split point.

Cord length denotes distance from plug end to first split point.

Cord color is black for all module finish colors.

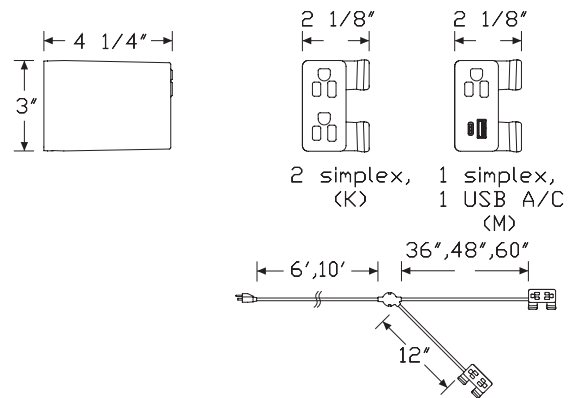
All branch lengths from main power cord to module are 12".

USB ports provide a combined 20 watts of power to charge most devices and tablets at full speed. USB-C provides 15 watts of power and USB-A provides 10 watts of power individually. When using the USB-C and USB-A ports simultaneously, USB-C remains at 15 watts and USB-A reduces to 5 watts.

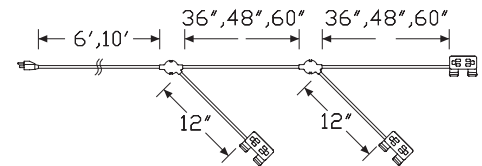
The cord head contains a circuit breaker when there are more than 3 simplex receptacles.

Grommet mount attachment (Y1415.xxxxG) does not come with the mini grommet. Order Logic mini grommet (Y1412.) separately, as needed.

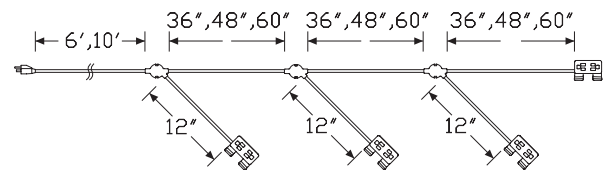
### Dimensions



Two Power Modules



Three Power Modules



Four Power Modules

**Specification Information**

**Step 1.**

**Y1415.**

**Step 2. Number of Modules**

|          |                     |
|----------|---------------------|
| <b>2</b> | two power modules   |
| <b>3</b> | three power modules |
| <b>4</b> | four power modules  |

**Step 3. Power Type**

|          |  |
|----------|--|
| <b>M</b> | 1 simplex receptacles, 1 powered USB A/C Combo   |
| <b>K</b> | 2 simplex receptacles, all modules   |
| <b>N</b> | first module has 1 AC simplex plus 1 powered USB A/C Combo all other modules have all AC simplexes |

**Step 4. Jumper Length**

|           |                          |
|-----------|--------------------------|
| <b>36</b> | 36" between split points |
| <b>48</b> | 48" between split points |
| <b>60</b> | 60" between split points |

**Step 5. Attachment**

|          |               |
|----------|---------------|
| <b>G</b> | grommet mount |
| <b>S</b> | surface clamp |

**Step 6. Cord/Conduit Length**

|           |                  |
|-----------|------------------|
| <b>06</b> | 6' cord/conduit  |
| <b>10</b> | 10' cord/conduit |

**Prices for Steps 1-6.**

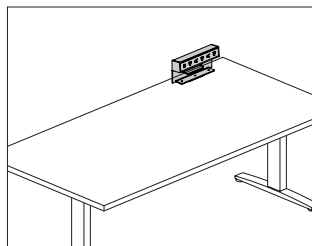
|               |          |          | <b>36G06</b> | <b>36G10</b> | <b>36S06</b> | <b>36S10</b> | <b>48G06</b> | <b>48G10</b> |
|---------------|----------|----------|--------------|--------------|--------------|--------------|--------------|--------------|
| <b>Y1415.</b> | <b>2</b> | <b>M</b> | \$1036       | 1050         | 1036         | 1050         | 1048         | 1063         |
|               |          | <b>K</b> | \$623        | 636          | 623          | 636          | 633          | 648          |
|               |          | <b>N</b> | \$829        | 843          | 829          | 843          | 841          | 855          |
|               | <b>3</b> | <b>M</b> | \$1542       | 1556         | 1542         | 1556         | 1564         | 1579         |
|               |          | <b>K</b> | \$942        | 959          | 942          | 959          | 968          | 979          |
|               |          | <b>N</b> | \$1151       | 1164         | 1151         | 1164         | 1173         | 1189         |
|               | <b>4</b> | <b>M</b> | \$2093       | 2108         | 2093         | 2108         | 2127         | 2142         |
|               |          | <b>K</b> | \$1266       | 1278         | 1266         | 1278         | 1300         | 1312         |
|               |          | <b>N</b> | \$1471       | 1486         | 1471         | 1486         | 1506         | 1519         |
|               |          |          | <b>48S06</b> | <b>48S10</b> | <b>60G06</b> | <b>60G10</b> | <b>60S06</b> | <b>60S10</b> |
| <b>Y1415.</b> | <b>2</b> | <b>M</b> | \$1048       | 1063         | 1060         | 1077         | 1060         | 1077         |
|               |          | <b>K</b> | \$633        | 648          | 643          | 659          | 643          | 659          |
|               |          | <b>N</b> | \$841        | 855          | 853          | 868          | 853          | 868          |
|               | <b>3</b> | <b>M</b> | \$1564       | 1579         | 1589         | 1602         | 1589         | 1602         |
|               |          | <b>K</b> | \$968        | 979          | 989          | 1002         | 989          | 1002         |
|               |          | <b>N</b> | \$1173       | 1189         | 1198         | 1211         | 1198         | 1211         |

|          |          |        |      |      |      |      |      |
|----------|----------|--------|------|------|------|------|------|
| <b>4</b> | <b>M</b> | \$2127 | 2142 | 2177 | 2191 | 2177 | 2191 |
|          | <b>K</b> | \$1300 | 1312 | 1331 | 1349 | 1331 | 1349 |
|          | <b>N</b> | \$1506 | 1519 | 1540 | 1554 | 1540 | 1554 |

**Step 7. Finish**

|            |                   |                            |  |  |  |  |      |
|------------|-------------------|----------------------------|--|--|--|--|------|
| <b>91</b>  | white (CP)        | <input type="checkbox"/> A |  |  |  |  | +\$0 |
| <b>98</b>  | studio white (CP) | <input type="checkbox"/> A |  |  |  |  | +\$0 |
| <b>BK</b>  | black             | <input type="checkbox"/> A |  |  |  |  | +\$0 |
| <b>G1</b>  | graphite (CP)     | <input type="checkbox"/> A |  |  |  |  | +\$0 |
| <b>UBK</b> | ultra black (CP)  |                            |  |  |  |  | +\$0 |

# Logic C1000 Universal Clamp Mount Distributor Y1423.



## Product Information

### Description

This Logic Power Access Solutions™ clamp mounted electrical distributor comes in several widths and configurations of simplex receptacles and USB-A and USB-C charging ports. The unit is powered using a standard power cord with plug end. Data cords can be routed through the integrated opening at the rear of the unit. Product is UL listed.

### Notes

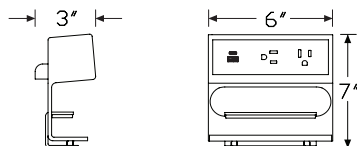
Clamp mounts on worksurfaces 1"1¼" thick.

Faceplate color matches unit color.

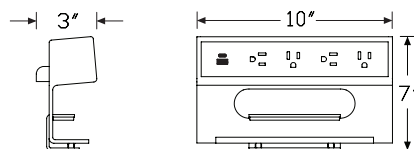
Simplex receptacles have alternating orientation and greater than normal plug spacing to accommodate most plug types.

USB ports provide a combined 20 watts of power to charge most devices and tablets at full speed. USB-C provides 15 watts of power and USB-A provides 10 watts of power individually. When using the USB-C and USB-A ports simultaneously, USB-C remains at 15 watts and USB-A reduces to 5 watts.

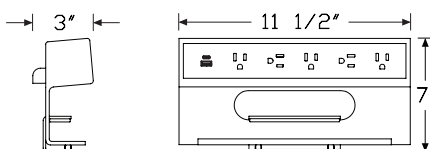
## Dimensions



2 simplex receptacles with 1 powered USB A/C combo (H)



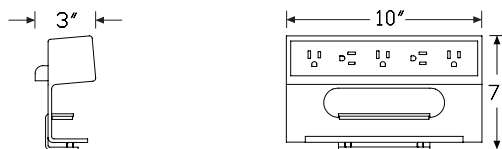
4 simplex receptacles with 1 powered USB A/C combo (I)



5 simplex receptacles with 1 powered USB A/C combo (J)



3 simplex receptacles (E)



5 simplex receptacles (F)

Logic C1000 Universal Clamp Mount  
Distributor *continued*

Thrive™ Power and Data Support

Specification Information

Step 1.

Y1423.

Step 2. Configuration

|   |  |
|---|--|
| H | 2 simplex receptacles, 1 powered USB A/C Combo |
| I | 4 simplex receptacles, 1 powered USB A/C Combo |
| E | 3 simplex receptacles                          |
| F | 5 simplex receptacles                          |

Step 3. Power Type

|   |                          |
|---|--------------------------|
| A | power cord with plug end |
|---|--------------------------|

Step 4. Cord/Conduit Length

|    |                  |
|----|------------------|
| 03 | 3' cord/conduit  |
| 06 | 6' cord/conduit  |
| 10 | 10' cord/conduit |

Prices for Steps 1-4.

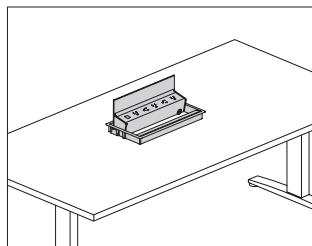
|            | 03    | 06  | 10  |
|------------|-------|-----|-----|
| Y1423. H A | \$633 | 633 | 648 |
| I A        | \$761 | 761 | 773 |
| E A        | \$425 | 425 | 440 |
| F A        | \$555 | 555 | 567 |

Step 5. Finish

|     |  |      |
|-----|--|------|
| 613 | silver (CP)                                | +\$0 |
| UBK | ultra black (CP)                           | +\$0 |
| 91  | white (CP) <input type="checkbox"/>        | +\$0 |
| 98  | studio white (CP) <input type="checkbox"/> | +\$0 |
| BK  | black <input type="checkbox"/>             | +\$0 |
| G1  | graphite (CP) <input type="checkbox"/>     | +\$0 |

# Logic G1000 Grommet Mounted Electrical Distributor

Y1425.



## Product Information

### Description

This Logic Power Access Solutions™ grommet mounted electrical distributor comes in several widths and configurations of simplex receptacles and USB-A and USB-C charging ports. The unit is powered using a standard power cord with plug end, or an IEC connector when used with Renew™ Sit-to-Stand tables. An integrated cord keeper at the face of the unit captures data cords. The unit pivots from a closed position to 135° allowing easy access to power and data cords stored beneath the unit. Product is UL listed.

### Notes

Field cutting of grommet cutout is possible.

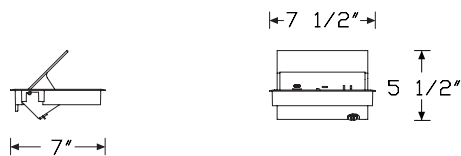
IEC connector for Renew power type (C) includes short cord designed to connect to the Renew table power cord through-leg option. Actual cord length may vary.

Simplex receptacles have alternating orientation and greater than normal plug spacing to accommodate most plug types.

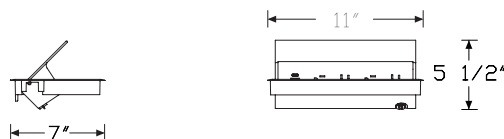
USB ports provide a combined 20 watts of power to charge most devices and tablets at full speed. USB-C provides 15 watts of power and USB-A provides 10 watts of power individually. When using the USB-C and USB-A ports simultaneously, USB-C remains at 15 watts and USB-A reduces to 5 watts. Refer to Renew Sit-to-Stand Tables planning guide for specific application information.

20' cord/conduit length (20) is recommended for Exclave® applications.

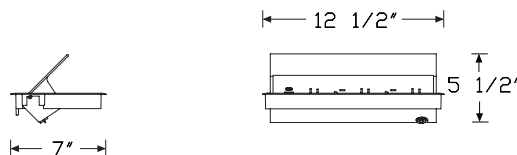
## Dimensions



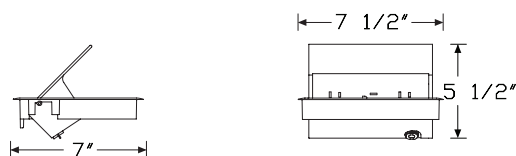
2 simplex receptacles with 1 powered USB A/C combo (H)



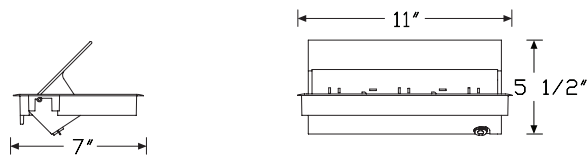
4 simplex receptacles with 1 powered USB A/C combo (I)



5 simplex receptacles with 1 powered USB A/C combo (J)



3 simplex receptacles (E)



5 simplex receptacles (F)

Logic G1000 Grommet Mounted  
Electrical Distributor *continued*

Thrive™ Power and Data Support

Specification Information

Step 1.

Y1425.

Step 2. Configuration

|   |  |
|---|--|
| H | 2 simplex receptacles, 1 powered USB A/C Combo |
| I | 4 simplex receptacles, 1 powered USB A/C Combo |
| E | 3 simplex receptacles                          |
| F | 5 simplex receptacles                          |

Step 3. Power Type

|   |                                |
|---|--------------------------------|
| A | power cord with plug end       |
| C | IEC connector for Renew Tables |

Step 4. Cord/Conduit Length

For power cord with plug end (A)

|    |                  |
|----|------------------|
| 03 | 3' cord/conduit  |
| 06 | 6' cord/conduit  |
| 10 | 10' cord/conduit |
| 20 | 20' cord/conduit |

For IEC connector for Renew Tables (C)

|    |                 |
|----|-----------------|
| 03 | 3' cord/conduit |
|----|-----------------|

Prices for Steps 1-4.

|        |     | 03     | 06   | 10   | 20   |
|--------|-----|--------|------|------|------|
| Y1425. | H A | \$900  | 900  | 914  | 929  |
|        | C   | \$914  | —    | —    | —    |
|        | I A | \$1042 | 1042 | 1059 | 1074 |
|        | C   | \$1059 | —    | —    | —    |
|        | E A | \$693  | 693  | 706  | 718  |
|        | C   | \$706  | —    | —    | —    |
|        | F A | \$836  | 836  | 851  | 867  |
|        | C   | \$851  | —    | —    | —    |

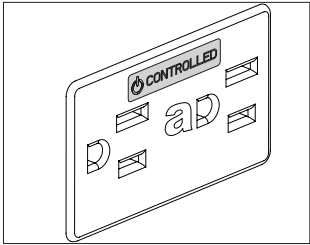
Step 5. Finish

|     |  |      |
|-----|--|------|
| 613 | silver (CP)                                | +\$0 |
| 91  | white (CP) <input type="checkbox"/>        | +\$0 |
| 98  | studio white (CP) <input type="checkbox"/> | +\$0 |
| BK  | black <input type="checkbox"/>             | +\$0 |
| G1  | graphite (CP) <input type="checkbox"/>     | +\$0 |
| UBK | ultra black (CP)                           | +\$0 |

Controlled Receptacle Decal

G9999.

(12 per sheet)

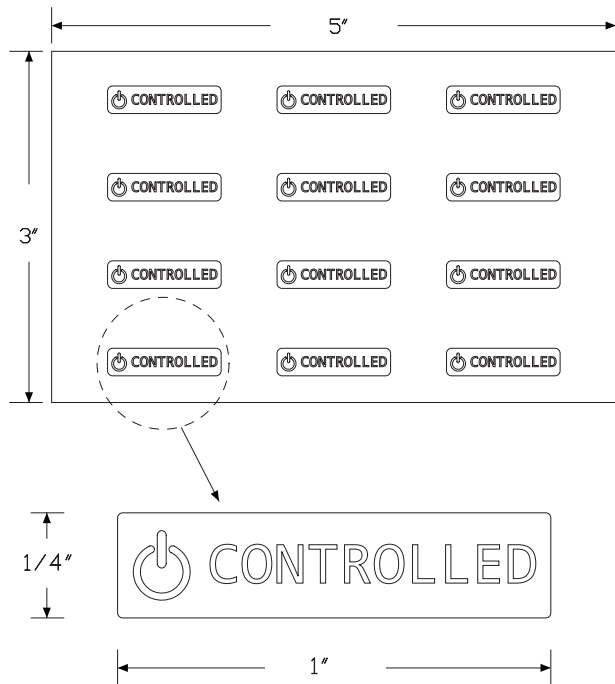


Product Information

Description

This decal is to be used for ASHRAE90.1 and Title 24 compliance. The decal is used to mark standard receptacles (new or existing) that are under automated control by the energy management system. 1 sheet includes 12 clear decals with white or black print.

Dimensions



Specification Information

Step 1.

G9999.

Step 2. Color

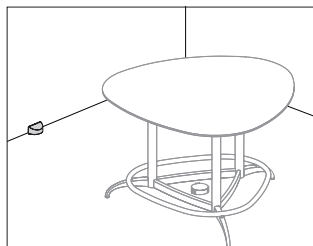
B      black print

W      white print

Prices for Steps 1-2.

G9999. B      \$18

W      \$18



### Description

This Logic Reach™ Wall Start accommodates single circuit power connection from an architectural wall or column either internally or externally. It routes single circuit A power and is rated at 20 amps. It is UL Listed.

## Notes

Internal drywall (01) application routes conduit to junction box. Conduit length is 3 feet.

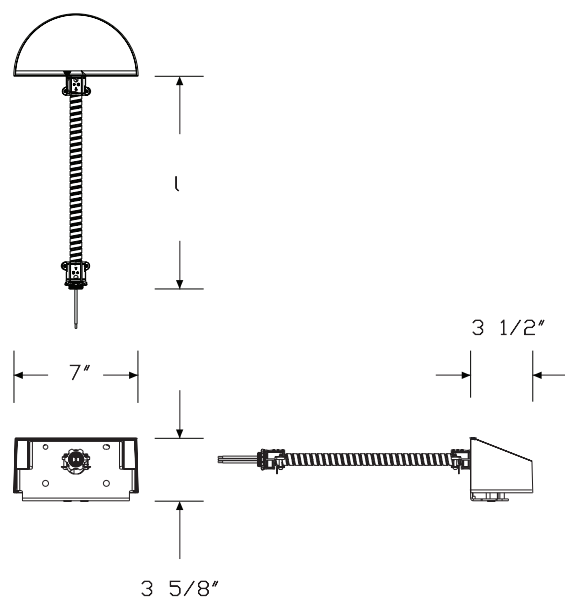
External to wall (02) application routes a water-tight conduit to junction box.

Liquid tight conduit length is 5 feet.

Internal and external wall starts must be hardwired to a power source by a licensed electrician and must be connected to a branch circuit protected by a Class A GFCI circuit breaker.

Order Logic Reach under-carpet track (Y1470.) and electrical hub (Y1480.) separately.

## Dimensions



Step 1.

Y1450. 

|   |
|---|
| A |
|---|

### Step 2. Circuit

**A** circuit a

### Step 3. Application

01 internal wall wire infeed A

02 external wall wire infeed ☐ A

## Step 4. Direction

*For wall exit (\*), skip this step.*

*For internal wall wire infeed (01), skip this step.*

*For external wall wire infeed (02)*

L lefthand exit A

R righthand exit A

---

Prices for Steps 1-4.

|        |      | *     | L     | R   |
|--------|------|-------|-------|-----|
| Y1450. | A 01 | \$351 | —     | —   |
|        | 02   | —     | \$470 | 470 |

### Step 5. Finish

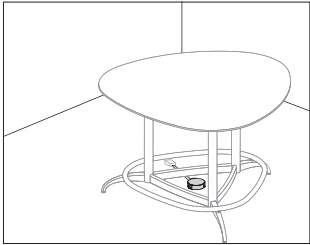
**DCR** dark carbon  +\$0

**DVP** dark mineral A +\$0

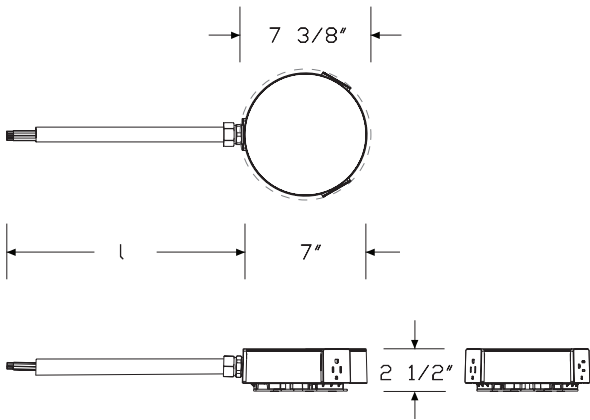


Logic Reach™ Floor Start

Y1451.



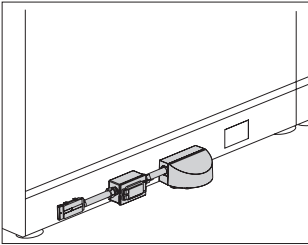
| Product Information   |
|---|
| Description   |
| This Logic Reach™ Floor Start draws single circuit A power from a floor power source. It routes single circuit A power and is rated at 20 amps with 15-amp receptacles. It connects to 1 or 2 Under-Carpet Tracks and is UL Listed. Attachment hardware not included. |
| Notes   |
| See planning guide for hardware suggestions based on floor type.  |
| Floor start must be hardwired into a floor power source by a licensed electrician and must be connected to a branch circuit protected by a Class A GFCI circuit breaker.  |
| Floor start terminates in a modified electrical hub that includes 2 receptacles.  |
| The modified electrical hub receptacle location that has the liquid tight conduit replaces the receptacle position that is oriented ground-pin-down.  |
| Liquid tight conduit length is 6 feet.  |
| Order Logic Reach under-carpet track (Y1470.) and electrical hub (Y1480.) separately.   |
| Dimensions  |



| Specification Information            |
|--------------------------------------|
| Step 1.                              |
| Y1451. <span>A</span>                |
| Step 2. Circuit                      |
| A circuit a <span>A</span>           |
| Prices for Steps 1-2.                |
| Y1451. A \$732                       |
| Step 3. Finish                       |
| DCR dark carbon <span>A</span> +\$0  |
| DVP dark mineral <span>A</span> +\$0 |

Logic Reach™ Canvas Wall System  
Start

Y1460.



Product Information

Description

This Logic Reach™ Canvas Wall System Start draws single circuit power from a Canvas Wall workstation on circuit A. It is rated at 20 amps and connects to 1 or 2 Under-Carpet Tracks. It is UL Listed.

Notes

Includes an integrated, resettable 20-amp Class A GFCI device.

Whip length is 36" for open base tile configurations ABL1 and ABR1, and 42" for tile configurations ABL2 and ABR2.

Whip for open base (B) application enters bottom of wall frame.

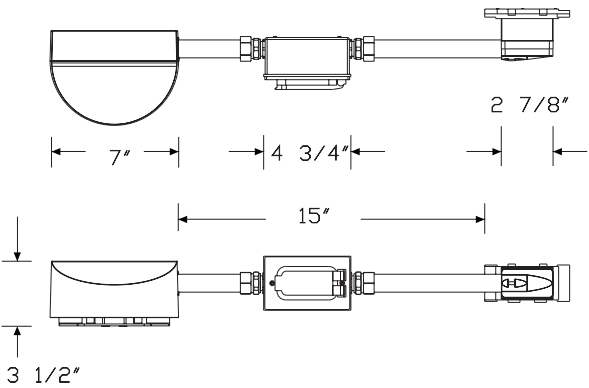
For open base (B) application, the start does not take up a receptacle location.

For base cover (C) application, the start takes a receptacle location. This application also needs to be used with Canvas Wall Retrofit Base Cover for Power Entry (FT162), ordered separately.

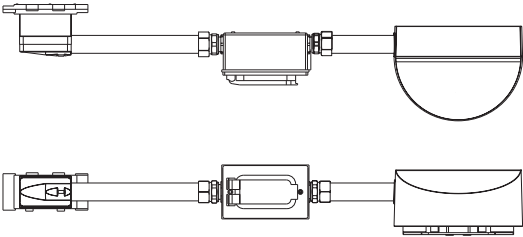
Canvas Wall Start can mount start within 15" from end of panel.

To continue a run of track and hubs, order Logic Reach under-carpet track (Y1470.) and electrical hub (Y1480.) separately.

Dimensions



Right Facing Whip



Left Facing Whip

# Logic Reach™ Canvas Wall System

## Start *continued*

### Specification Information

#### Step 1.

**Y1460.**

#### Step 2. Circuit

**A** circuit a

#### Step 3. Application

**C** base cover

**B** open base

#### Step 4. Direction

**L** left facing whip

**R** right facing whip

#### Step 5. Tile Configuration

##### For open base (B)

**1** feed above the base and below the work surface

**2** low credenza height and at belt line

#### Prices for Steps 1-5.

|               |          |          | L1     | L2   | R1   | R2   | L      | R    |
|---------------|----------|----------|--------|------|------|------|--------|------|
| <b>Y1460.</b> | <b>A</b> | <b>B</b> | \$1011 | 1011 | 1011 | 1011 | —      | —    |
|               | <b>A</b> | <b>C</b> | —      | —    | —    | —    | \$1011 | 1011 |

#### Step 6. Surface Finish

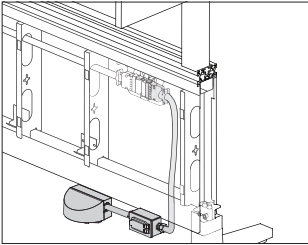
**DCR** dark carbon  +\$0

**DVP** dark mineral  +\$0

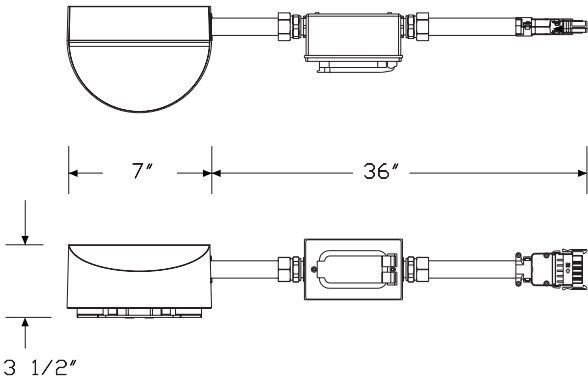
Logic Reach™ Canvas Dock System

Y1461.

Start

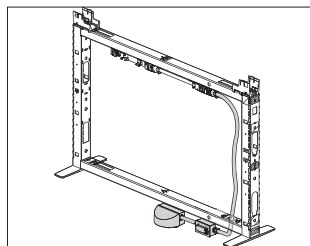


| Product Information  |
|--|
| Description  |
| This Logic Reach™ Canvas Dock System Start draws single circuit power from a Canvas Dock workstation on circuit A. It is rated at 20 amps and connects to 1 or 2 Under-Carpet Tracks. It is UL Listed. |
| Notes  |
| Includes an integrated, resettable 20-amp Class A GFCI device.   |
| The start should be installed up to 36" from end of Dock and does not take up a receptacle location.   |
| To continue a run of track and hubs, order Logic Reach under-carpet track (Y1470.) and electrical hub (Y1480.) separately.   |
| Dimensions   |



| Specification Information                               |
|---|
| Step 1.   |
| Y1461. <input type="text" value="A"/>                   |
| Step 2. Circuit   |
| A      circuit a <input type="text" value="A"/>         |
| Prices for Steps 1-2.                                   |
| Y1461. A      \$1011                                    |
| Step 3. Surface Finish                                  |
| DCR    dark carbon <input type="text" value="A"/> +\$0  |
| DVP    dark mineral <input type="text" value="A"/> +\$0 |

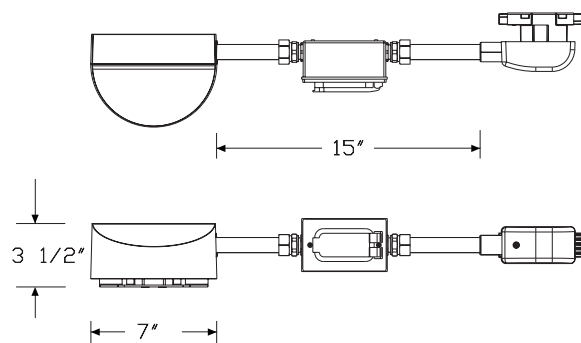
Y1462.



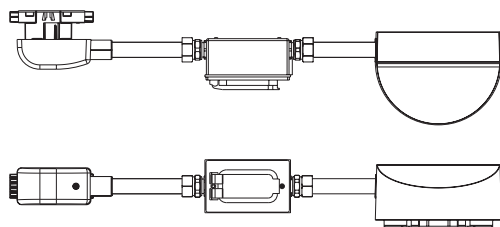
## Description

## Notes

### Dimensions



### Right Facing Whip



### Left Facing Whip

Step 1.

Y1462. 

|   |
|---|
| A |
|---|

### Step 2. Circuit

A circuit a

### Step 3. Application

|   |                |   |
|---|----------------|---|
| T | tiles to floor | A |
|---|----------------|---|

B open base A

## Step 4. Direction

L left facing whip A

**R** right facing whip **A**

## Prices for Steps 1-4.

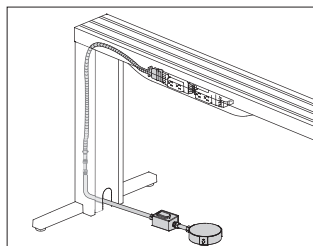
|        |     | L      | R    |
|--------|-----|--------|------|
| Y1462. | A T | \$1011 | 1011 |
|        | B   | \$1011 | 1011 |

### Step 5. Surface Finish

|     |             |   |      |
|-----|-------------|---|------|
| DCR | dark carbon | A | +\$0 |
|-----|-------------|---|------|

**DVP** dark mineral  +\$0

Logic Reach™ Canvas Vista System Y1464.  
Start



## Product Information

### Description

This Logic Reach™ Canvas Vista System Start connects to the Canvas Vista leg on single circuit A and terminates in a modified Electrical Hub. It is rated at 20 amps and connects to 1, 2 or 3 Under-Carpet Tracks. It is UL Listed.

## Notes

Includes an integrated, resettable 20-amp Class A GFCI device.

Modified electrical hub provides 2 receptacle locations.

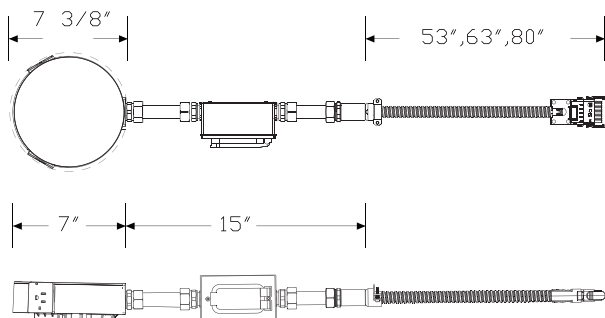
The modified electrical hub receptacle location that has the liquid tight conduit replaces the receptacle position that is oriented ground-pin-down.

Modified electrical hub should be installed 18", +/- 12", from leg, and does not take up a receptacle location in the chase.

Whip includes 30" of liquid tight conduit for all whip lengths. Remaining length is flexible conduit.

To continue a run of track and hubs, order Logic Reach under-carpet track (Y1470.) and electrical hubs (Y1480.) separately.

## Dimensions



## Specification Information

Step 1.

Y1464. 

|   |
|---|
| A |
|---|

### Step 2. Circuit

**A** circuit a

### Step 3. Whip Length

053 53" long

063 63" long ☐ A

080 80" long

## Prices for Steps 1-3.

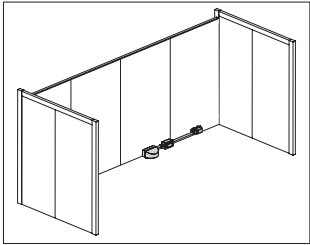
|          | 053    | 063  | 080  |
|----------|--------|------|------|
| Y1464. A | \$1182 | 1182 | 1182 |

### Step 4. Surface Finish

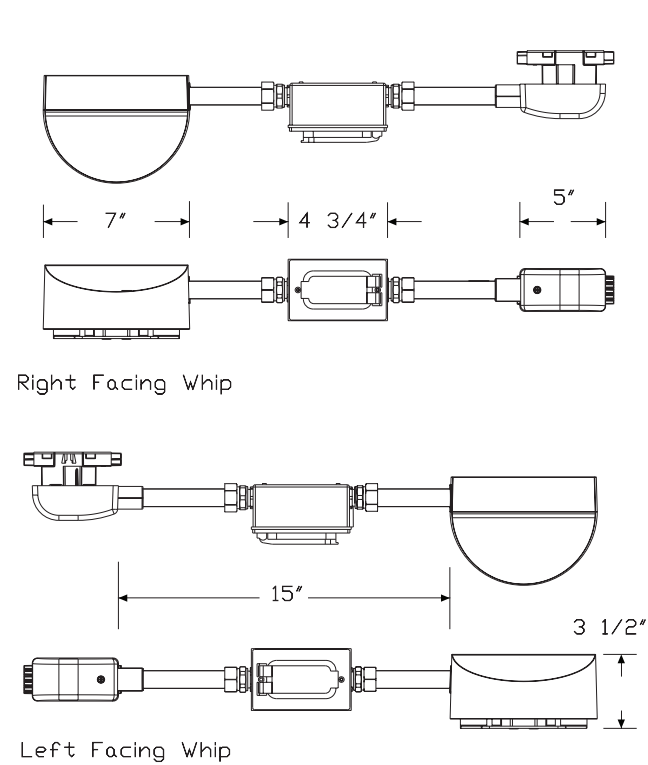
|     |             |   |       |
|-----|-------------|---|-------|
| DCR | dark carbon | A | + \$0 |
|-----|-------------|---|-------|

**DVP** dark mineral  +\$0

Logic Reach™ Overlay System Start Y1465.



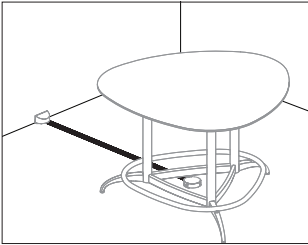
| Product Information  |
|--|
| Description  |
| This Logic Reach™ Overlay System Start draws single circuit power from an Overlay Performance Wall on circuit A. It is rated at 20 amps and connects to the Under-Carpet Track. It is UL Listed. |
| Notes  |
| Includes an integrated, resettable 20-amp Class A GFCI device.   |
| Whip length is 15" and uses a receptacle location on the Overlay Performance Wall.   |
| To continue a run of track and hubs, order Logic Reach under-carpet track (Y1470.) and electrical hub (Y1480.) separately.   |
| Dimensions   |



| Specification Information                      |
|--|
| Step 1.  |
| Y1465. <input type="checkbox"/> A              |
| Step 2. Circuit                                |
| A circuit a <input type="checkbox"/> A         |
| Step 3. Direction                              |
| L left facing whip <input type="checkbox"/> A  |
| R right facing whip <input type="checkbox"/> A |
| Prices for Steps 1-3.                          |
|  |
| Y1465. A                                       |
|  |
| Step 4. Surface Finish                         |
| DCR dark carbon <input type="checkbox"/> A     |
| DVP dark mineral <input type="checkbox"/> A    |

Logic Reach™ Under Carpet Track

Y1470.



Product Information

Description

This Logic Reach™ Under Carpet Track attaches to a Logic Reach start and routes single circuit power and either flat or round Category 5 or Category 6 data wires to an Electrical Hub. Ramps are included in track specification. Attachment hardware not included. Track is rated at 20 amps. It is ADA compliant and UL Listed.

Notes

Product not compatible with Chicago Electrical Code.

Track must be covered by carpet tiles.

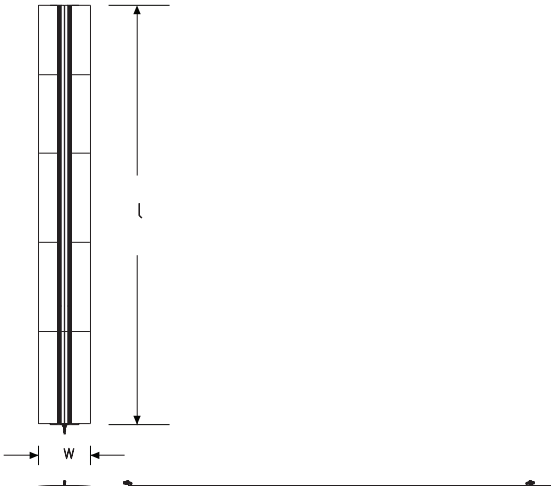
Attachment hardware not included. See planning guide for hardware suggestions based on floor type.

Thickness of flat data track and ramp is 3/16" and width is 9 7/8". Thickness of round data track is 5/16" and width is 18 1/8".

Flat data track application can accommodate up to 2 Category 5 or Category 6 flat data cables. Round data track application can accommodate up to 8 Category 5 or Category 6 round data cables.

Order Logic Reach start (Y1450., Y1451., Y1460., Y1461., Y1462., Y1464., Y1465.) and electrical hub (Y1480.) separately.

Dimensions



Specification Information

Step 1.

Y1470.

Step 2. Circuit

A circuit a

Step 3. Track Type

1 power and flat data track

2 power and round data track

Step 4. Length

- 036 36" long
- 048 48" long
- 060 60" long
- 072 72" long
- 084 84" long
- 096 96" long
- 108 108" long
- 120 120" long
- 132 132" long
- 144 144" long

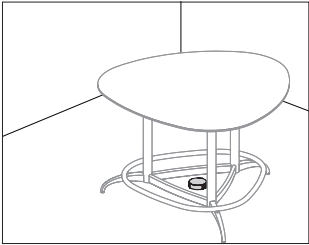
Prices for Steps 1-4.

|          |   |  | 036   | 048 | 060   | 072 | 084 | 096  |
|----------|---|--|-------|-----|-------|-----|-----|------|
| Y1470. A | 1 |  | \$421 | 442 | 468   | 489 | 512 | 534  |
|          | 2 |  | \$540 | 569 | 602   | 634 | 668 | 719  |
|          |   |  |       |     | 108   | 120 | 132 | 144  |
| Y1470. A | 1 |  |       |     | \$581 | 605 | 629 | 676  |
|          | 2 |  |       |     | \$802 | 881 | 968 | 1034 |

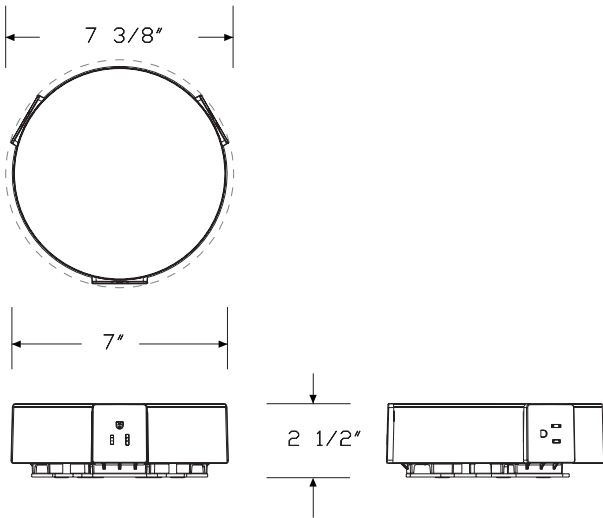


Logic Reach™ Electrical Hub

Y1480.

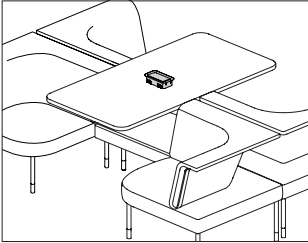


| Product Information  |
|--|
| Description  |
| This Logic Reach™ Electrical Hub connects to a Logic Reach Under-Carpet Track to provide 3 AC single circuit A power receptacles. The Electrical hub attaches to the subfloor. Attachment hardware not included. Hub is rated at 20 amps with 15-amp receptacles and is UL Listed. |
| Notes  |
| Each receptacle is oriented differently to accommodate typical plug configurations including offset power supply transformers.   |
| Attachment hardware not included. See planning guide for hardware suggestions based on floor type.   |
| Electrical hub can accommodate carpet thickness up to 0.28".   |
| Order Logic Reach start (Y1450., Y1451., Y1460., Y1461., Y1462., Y1464., Y1465.) and under-carpet track (Y1470.) separately.   |
| Dimensions   |



| Specification Information            |
|--------------------------------------|
| Step 1.                              |
| Y1480. <span>A</span>                |
| Step 2. Circuit                      |
| A circuit a <span>A</span>           |
| Prices for Steps 1-2.                |
| Y1480. A \$442                       |
| Step 3. Surface Finish               |
| DCR dark carbon <span>A</span> +\$0  |
| DVP dark mineral <span>A</span> +\$0 |

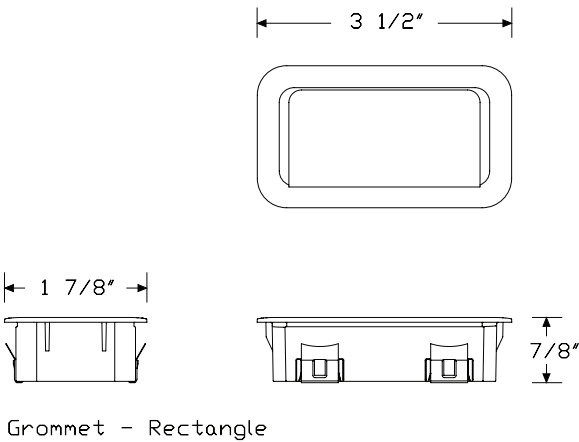
Thrive™ Power and Data Support



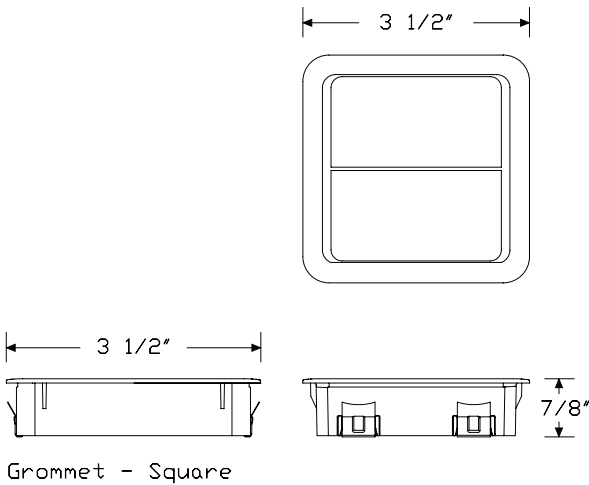
| Product Information   |
|---|
| Description   |
| This Logic Power Access Solutions™ plastic grommet is available in mini rectangle or mini square configuration. The integrated flaps can hide the things below the surface while also retaining power and data cords. |
| Notes   |
| This grommet is installed in some HermanMiller applications. Verify your application before ordering grommet separately.  |
| Dimensions  |

| Specification Information |                        |      |
|---------------------------|------------------------|------|
| Step 1.                   |                        |      |
| Y1412.                    |                        |      |
| Step 2. Configuration     |                        |      |
| 1                         | mini rectangle grommet |      |
| 2                         | mini square grommet    |      |
| Prices for Steps 1-2.     |                        |      |
| Y1412. 1                  |                        | \$42 |
| 2                         |                        | \$47 |
| Step 3. Finish            |                        |      |
| 91                        | white (CP)             | +\$0 |
| 98                        | studio white (CP)      | +\$0 |
| BK                        | black                  | +\$0 |
| G1                        | graphite (CP)          | +\$0 |
| UBK                       | ultra black (CP)       | +\$0 |

Thrive™ Power and Data Support



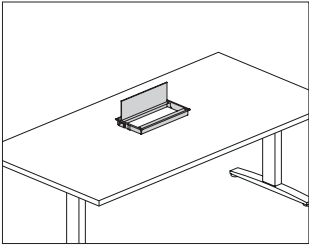
Grommet - Rectangle



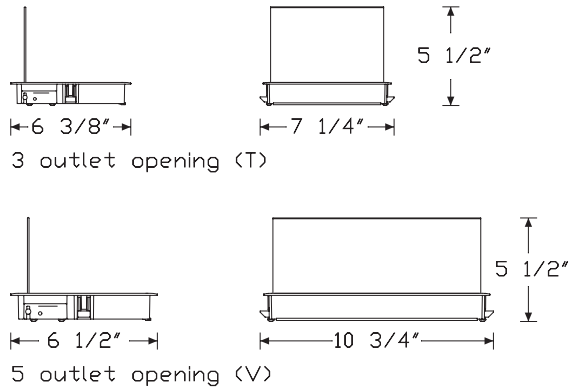
Grommet - Square

Logic G1200 Grommet Pass Thru

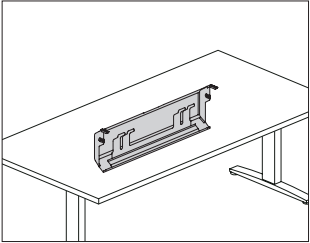
Y1420.



| Product Information   |
|---|
| Description   |
| This Logic Power Access Solutions™ grommet mounted metal enclosure provides access to cords kept beneath the surface. The unit has an integrated cord keeper. |
| Notes   |
| Unit size is based on the grommet mounted electrical distributor (Y1425.) with simplex receptacles.   |
| Dimensions  |



| Specification Information                          |
|--|
| Step 1.  |
| Y1420.   |
| Step 2. Configuration                              |
| T three outlet opening                             |
| V five outlet opening                              |
| Prices for Steps 1-2.                              |
| Y1420. T \$303                                     |
| V \$333  |
| Step 3. Finish                                     |
| 613 silver (CP) +\$0                               |
| UBK ultra black (CP) +\$0                          |
| 91 white (CP) <input type="checkbox"/> +\$0        |
| 98 studio white (CP) <input type="checkbox"/> +\$0 |
| BK black <input type="checkbox"/> +\$0             |
| G1 graphite (CP) <input type="checkbox"/> +\$0     |

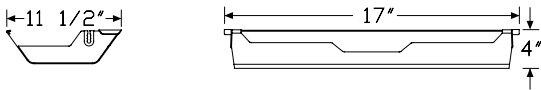


Product Information

**Description**

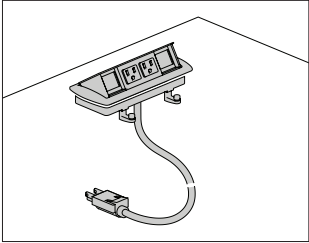
This Logic Power Access Solutions™ stand-alone cable management tray mounts to the underside of most surfaces. It can be used with a Logic unit for cord storage, or used alone with cords routed through the back side of the unit. Tray drops down and holds cords in place while working and can be easily stowed back in place.

Dimensions



Specification Information

|                       |                                  |       |
|-----------------------|----------------------------------|-------|
| Step 1.               |                                  |       |
| Y1424.                |                                  |       |
| Step 2. Size          |                                  |       |
| 17                    | 17" wide tray                    |       |
| Prices for Steps 1-2. |                                  |       |
| Y1424. 17             |                                  | \$333 |
| Step 3. Finish        |                                  |       |
| 613                   | silver (CP)                      | +\$0  |
| SNA                   | satin aluminum                   | +\$0  |
| SNB                   | satin bronze                     | +\$0  |
| SNC                   | satin carbon                     | +\$0  |
| UBK                   | ultra black (CP)                 | +\$0  |
| 91                    | white (CP) <span>A</span>        | +\$0  |
| 98                    | studio white (CP) <span>A</span> | +\$0  |
| BK                    | black <span>A</span>             | +\$0  |
| G1                    | graphite (CP) <span>A</span>     | +\$0  |



**Product Information**

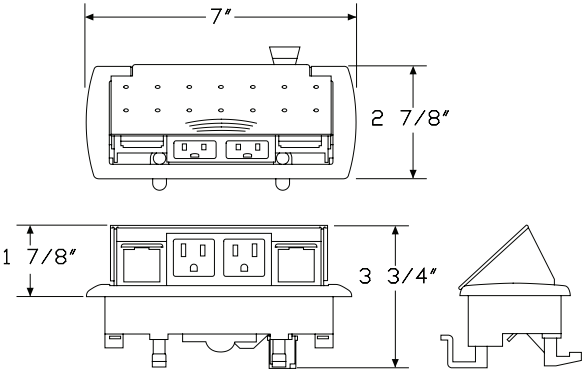
**Description**

This electrical distributor mounts flush in a surface and has a one-touch pop-up mechanism for accessing power and data. It has 2 simplex receptacles and 2 data openings, and is available with a power cord with plug end, or electrical conduit for hardwire connection. A voice/data adapter kit is included, allowing the data openings to accept various manufacturers' couplers and jacks. Attachment hardware and cord/cable clips are also included. Product is UL listed.

**Notes**

Field cutting of surface may be required. Information on surface cutout size is included on instruction sheet.

**Dimensions**



**Specification Information**

**Step 1.**

**Y1321.**

**Step 2. Power Type**

|          |  |
|----------|--|
| <b>A</b> | power cord with plug end               |
| <b>B</b> | conduit with open end, for hard-wiring |

**Step 3. Cord/Conduit Length**

|           |                  |
|-----------|------------------|
| <b>03</b> | 3' cord/conduit  |
| <b>06</b> | 6' cord/conduit  |
| <b>10</b> | 10' cord/conduit |
| <b>20</b> | 20' cord/conduit |

**Prices for Steps 1-3.**

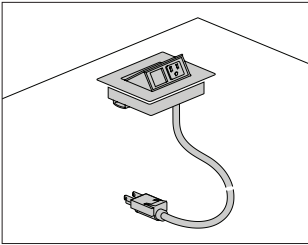
|                 | <b>03</b> | <b>06</b> | <b>10</b> | <b>20</b> |
|-----------------|-----------|-----------|-----------|-----------|
| <b>Y1321. A</b> | \$308     | 308       | 322       | 395       |
| <b>B</b>        | \$386     | 386       | 401       | 473       |

**Step 4. Wiring Type**

|           |          |  |  |      |
|-----------|----------|--|--|------|
| <b>4Z</b> | standard |  |  | +\$0 |
|-----------|----------|--|--|------|

**Step 5. Finish**

|           |       |  |  |      |
|-----------|-------|--|--|------|
| <b>0H</b> | black |  |  | +\$0 |
|-----------|-------|--|--|------|



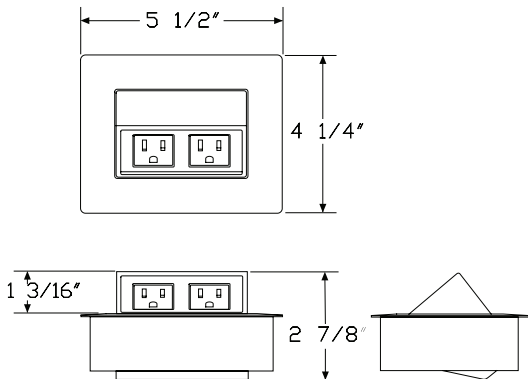
**Product Information**  
Description

This electrical distributor mounts flush in a surface and has a one-touch pop-up mechanism for accessing power and data. It can be configured with 2 simplex receptacles, or 1 simplex receptacle and 1 data opening. The distributor is available with a power cord with plug end, or electrical conduit for hardwire connection. A voice/data adapter kit is included, allowing the data openings to accept various manufacturers' couplers and jacks. Attachment hardware and cord/cable clips are also included. Product is UL listed.

Notes

Field cutting of surface may be required. Information on surface cutout size is included on instruction sheet.  
Distributor with PVC-free wiring option (LZ) is Cradle to Cradle Silver Certified.  
Distributor with silver finish option (0I) or white finish option (0J) and standard wiring (4Z) has painted metal trim with white plastic simplex/data interior. Distributor with black finish option (0H) and standard wiring (4Z) has black painted trim with black plastic simplex/data interior. Distributor with PVC-free wiring option (LZ) has black plastic simplex/data interior, regardless of the finish color.

Dimensions



**Specification Information**  
Step 1.

Y1322.

Step 2. Configuration

- 1 1 simplex receptacle, 1 data opening
- 2 2 simplex receptacles

Step 3. Power Type

- A power cord with plug end
- B conduit with open end, for hard-wiring

Step 4. Cord/Conduit Length

- 03 3' cord/conduit
- 06 6' cord/conduit
- 10 10' cord/conduit
- 20 20' cord/conduit

Prices for Steps 1-4.

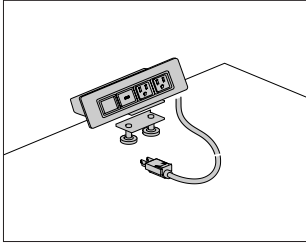
|        |     | 03    | 06  | 10  | 20  |
|--------|-----|-------|-----|-----|-----|
| Y1322. | 1 A | \$366 | 366 | 379 | 451 |
|        | B   | \$442 | 442 | 455 | 525 |
|        | 2 A | \$386 | 386 | 401 | 473 |
|        | B   | \$464 | 464 | 479 | 552 |

Step 5. Wiring Type

- 4Z standard +\$0
- LZ PVC-free +\$39

Step 6. Finish

- 0H black +\$0
- 0I silver +\$0
- 0J white +\$0



### Product Information

#### Description

This electrical distributor can grommet-mount flush in a surface, or clamp-mount to the edge. It can be configured with several combinations of simplex receptacles, data openings, and USB charging ports. The distributor is available with a power cord with plug end, or electrical conduit for hardwire connection. A voice/data adapter kit is included, allowing the data openings to accept various manufacturers' couplers and jacks. Attachment hardware and cord/cable clips are also included. Product is UL listed.

#### Notes

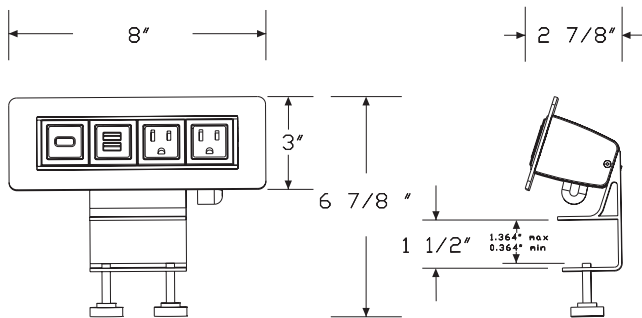
Field cutting of surface may be required. Information on surface cutout size is included on instruction sheet.

Silver option (0I) and white option (0J) have painted metal trim with white plastic simplex/data interiors. Black option (0H) has black painted trim with black plastic simplex/data interior.

Overall width for distributor with 4 openings is 8" wide. Overall width for distributor with 6 openings is 11" wide.

USB port charges at 2.1 amps.

#### Dimensions



### Specification Information

#### Step 1.

Y1323.

#### Step 2. Configuration

|   |  |
|---|--|
| 3 | 2 simplex receptacles, 2 data openings                     |
| 4 | 3 simplex receptacles, 3 data openings                     |
| 5 | 2 simplex receptacles, 1 data opening, 1 charging USB port |
| 6 | 3 simplex receptacles, 2 data opening, 1 charging USB port |

#### Step 3. Power Type

|   |  |
|---|--|
| A | power cord with plug end               |
| B | conduit with open end, for hard-wiring |

#### Step 4. Cord/Conduit Length

|    |                  |
|----|------------------|
| 03 | 3' cord/conduit  |
| 06 | 6' cord/conduit  |
| 10 | 10' cord/conduit |
| 20 | 20' cord/conduit |

#### Step 5. Attachment

|   |               |
|---|---------------|
| G | grommet mount |
| S | surface clamp |

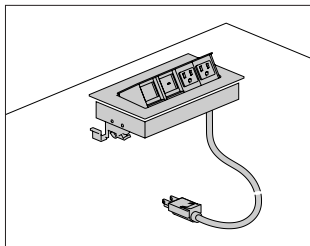
#### Prices for Steps 1-5.

|        |   |   | 03G   | 03S | 06G | 06S | 10G   | 10S |
|--------|---|---|-------|-----|-----|-----|-------|-----|
| Y1323. | 3 | A | \$415 | 415 | 415 | 415 | 433   | 433 |
|        |   | B | \$493 | 493 | 493 | 493 | 510   | 510 |
|        | 4 | A | \$517 | 517 | 517 | 517 | 530   | 530 |
|        |   | B | \$599 | 599 | 599 | 599 | 613   | 613 |
|        | 5 | A | \$580 | 580 | 580 | 580 | 597   | 597 |
|        |   | B | \$662 | 662 | 662 | 662 | 674   | 674 |
|        | 6 | A | \$681 | 681 | 681 | 681 | 699   | 699 |
|        |   | B | \$764 | 764 | 764 | 764 | 778   | 778 |
|        |   |   |       |     |     |     | 20G   | 20S |
| Y1323. | 3 | A |       |     |     |     | \$504 | 504 |
|        |   | B |       |     |     |     | \$578 | 578 |
|        | 4 | A |       |     |     |     | \$606 | 606 |
|        |   | B |       |     |     |     | \$681 | 681 |
|        | 5 | A |       |     |     |     | \$668 | 668 |
|        |   | B |       |     |     |     | \$773 | 773 |
|        | 6 | A |       |     |     |     | \$768 | 768 |
|        |   | B |       |     |     |     | \$879 | 879 |

Thrive™ Power and Data Support

| Step 6. Finish |        |      |
|----------------|--------|------|
| 0H             | black  | +\$0 |
| 0I             | silver | +\$0 |
| 0J             | white  | +\$0 |





### Product Information

#### Description

This electrical distributor mounts flush in a surface and has a one-touch pop-up mechanism for accessing power and data. It can be configured with 2 simplex receptacles and 2 data openings, or 3 simplex receptacles and 4 data openings. The distributor is available with a power cord with plug end, or electrical conduit for hardwire connection. A voice/data adapter kit is included, allowing the data openings to accept various manufacturers' couplers and jacks. Attachment hardware and cord/cable clips are also included. Product is UL listed.

#### Notes

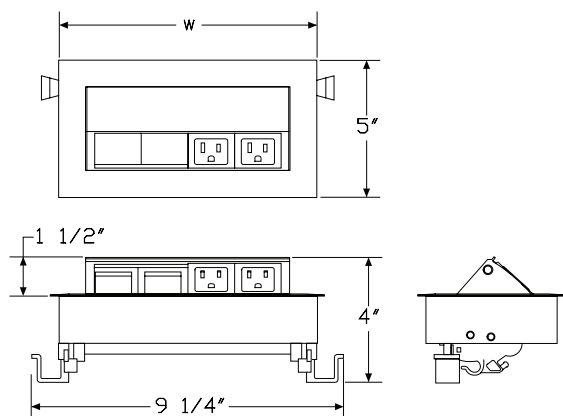
Field cutting of surface may be required. Information on surface cutout size is included on instruction sheet.

Distributor with PVC-free wiring option (LZ) is Cradle to Cradle Silver Certified.

Distributor with silver anodized finish option (0K) and standard wiring (4Z) has anodized trim with white plastic simplex/data interior. Distributor with silver anodized finish option (0K) and PVC-free wiring (LZ) has anodized trim with black plastic simplex/data interior.

Overall width for distributor with 2 simplex receptacles, 2 data openings option (3) is 8 1/4" wide. Overall width for distributor with 3 simplex receptacles, 4 data openings option (5) is 12 3/4" wide.

#### Dimensions



### Specification Information

#### Step 1.

**Y1324.**

#### Step 2. Configuration

|          |   |
|----------|---|
| <b>3</b> | 2 simplex receptacles, 2 data openings                      |
| <b>5</b> | 3 simplex receptacles, 4 data openings                      |
| <b>6</b> | 2 simplex receptacles, 1 data opening, 1 charging USB port  |
| <b>7</b> | 3 simplex receptacles, 3 data opening, 1 charging USB port  |
| <b>8</b> | 3 simplex receptacles, 2 data opening, 2 charging USB ports |

#### Step 3. Power Type

|          |  |
|----------|--|
| <b>A</b> | power cord with plug end               |
| <b>B</b> | conduit with open end, for hard-wiring |

#### Step 4. Cord/Conduit Length

|           |                  |
|-----------|------------------|
| <b>03</b> | 3' cord/conduit  |
| <b>06</b> | 6' cord/conduit  |
| <b>10</b> | 10' cord/conduit |
| <b>20</b> | 20' cord/conduit |

#### Prices for Steps 1-4.

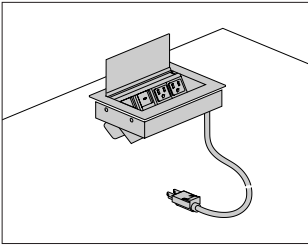
|               |          |          | <b>03</b> | <b>06</b> | <b>10</b> | <b>20</b> |
|---------------|----------|----------|-----------|-----------|-----------|-----------|
| <b>Y1324.</b> | <b>3</b> | <b>A</b> | \$578     | 578       | 594       | 666       |
|               |          | <b>B</b> | \$657     | 657       | 674       | 743       |
|               | <b>5</b> | <b>A</b> | \$742     | 742       | 758       | 828       |
|               |          | <b>B</b> | \$821     | 821       | 831       | 901       |
|               | <b>6</b> | <b>A</b> | \$743     | 743       | 758       | 828       |
|               |          | <b>B</b> | \$824     | 824       | 839       | 911       |
|               | <b>7</b> | <b>A</b> | \$907     | 907       | 925       | 997       |
|               |          | <b>B</b> | \$988     | 988       | 1000      | 1069      |
|               | <b>8</b> | <b>A</b> | \$1073    | 1073      | 1087      | 1160      |
|               |          | <b>B</b> | \$1154    | 1154      | 1164      | 1232      |

#### Step 5. Wiring Type

|           |          |       |
|-----------|----------|-------|
| <b>4Z</b> | standard | +\$0  |
| <b>LZ</b> | PVC-free | +\$39 |

#### Step 6. Finish

|           |                 |      |
|-----------|-----------------|------|
| <b>0K</b> | silver anodized | +\$0 |
|-----------|-----------------|------|

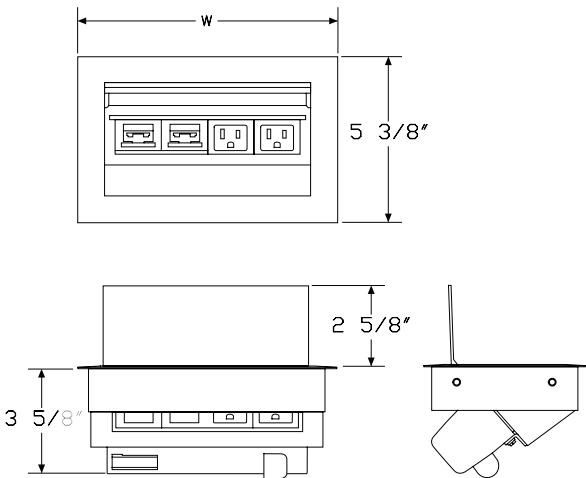


Product Information

**Description**  
This electrical distributor mounts flush in a surface and has a flip-up lid for accessing power and data from above or below the surface. The flip lid can be closed once devices are connected for a clean visual appearance. It can be configured with 2 simplex receptacles and 2 data openings, or 3 simplex receptacles and 3 data openings. The distributor is available with a power cord with plug end, or electrical conduit for hardwire connection. A voice/data adapter kit is included, allowing the data openings to accept various manufacturers' couplers and jacks. Attachment hardware and cord/cable clips are also included. Product is UL listed.

**Notes**  
Field cutting of surface may be required. Information on surface cutout size is included on instruction sheet.  
Silver anodized option (OK) has anodized trim with white plastic simplex/data interior.  
Overall width for distributor with 2 simplex receptacles, 2 data openings option (3) is 8<sup>3</sup>/<sub>8</sub>" wide. Overall width for distributor with 3 simplex receptacles, 3 data openings option (4) is 11<sup>3</sup>/<sub>8</sub>" wide.

Dimensions



Specification Information

**Step 1.**  
**Y1325.**

| Step 2. Configuration |  |
|-----------------------|--|
| 3                     | 2 simplex receptacles, 2 data openings                     |
| 7                     | 3 simplex receptacles, 3 data openings                     |
| 5                     | 2 simplex receptacles, 1 data opening, 1 charging USB port |
| 6                     | 3 simplex receptacles, 2 data opening, 1 charging USB port |

| Step 3. Power Type |  |
|--------------------|--|
| A                  | power cord with plug end               |
| B                  | conduit with open end, for hard-wiring |

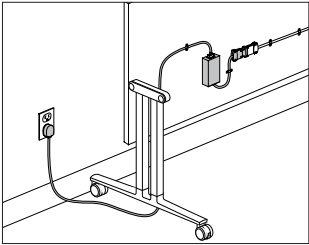
| Step 4. Cord/Conduit Length |                  |
|-----------------------------|------------------|
| 03                          | 3' cord/conduit  |
| 06                          | 6' cord/conduit  |
| 10                          | 10' cord/conduit |
| 20                          | 20' cord/conduit |

| Prices for Steps 1-4. |   |        |       |      |      |     |
|-----------------------|---|--------|-------|------|------|-----|
|                       |   | 03     | 06    | 10   | 20   |     |
| Y1325.                | 3 | A      | \$680 | 680  | 698  | 767 |
|                       |   | B      | \$762 | 762  | 773  | 844 |
| 7                     | A | \$782  | 782   | 801  | 870  |     |
|                       | B | \$864  | 864   | 878  | 950  |     |
| 5                     | A | \$849  | 849   | 864  | 934  |     |
|                       | B | \$929  | 929   | 941  | 1010 |     |
| 6                     | A | \$950  | 950   | 965  | 1038 |     |
|                       | B | \$1028 | 1028  | 1045 | 1114 |     |

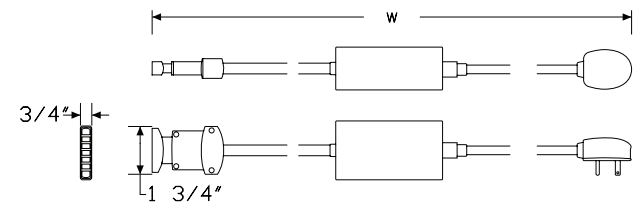
| Step 5. Finish |                      |
|----------------|----------------------|
| OK             | silver anodized +\$0 |

Connect™ Single Circuit Electrical Power Entry

Y1377.



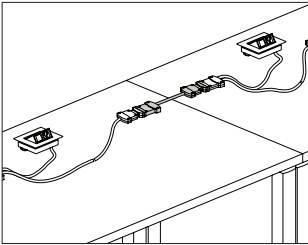
| Product Information   |
|---|
| <p>Description</p> <p>This standard receptacle 15-amp power entry provides power for single circuit electrical distributors. Up to 8 single circuit modular electrical distributors can be daisy chained and connected in any order. If more than 8 units are connected to this power entry, the system automatically shuts down and a red LED illuminates. A green LED indicates that more units can be connected and the system is ready. Standard attachment hardware is included.</p> |
| <p>Notes</p> <p>UL listed when used in conjunction with most Everywhere™ fixed height tables.</p> <p>Order electrical distributors (Y1372., Y1373., Y1374., Y1375.) and single circuit jumpers (Y1378.) separately.</p>   |
| <p>Dimensions</p>   |



| Specification Information |          |       |
|---------------------------|----------|-------|
| Step 1.                   |          |       |
| Y1377.                    |          |       |
|                           |          |       |
| Step 2. Cord Length       |          |       |
| 06                        | 6' long  |       |
| 10                        | 10' long |       |
|                           |          |       |
| Prices for Steps 1-2.     |          |       |
| Y1377. 06                 |          | \$678 |
| 10                        |          | \$712 |

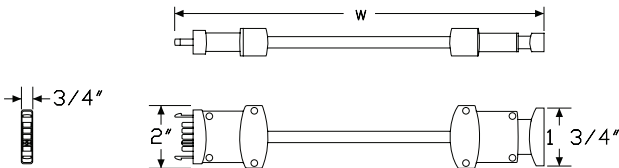
Connect™ Single Circuit Electrical By-Pass Jumper

Y1378.



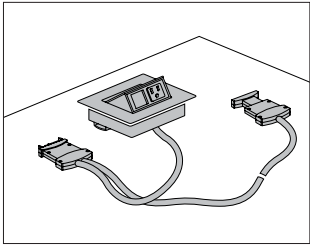
| Product Information   |
|---|
| Description   |
| This electrical jumper provides additional length for the Connect™ single circuit modular electrical system. Jumpers are available in a variety of lengths and count as one of the 8 electrical distributors allowed per power entry. |
| Notes   |
| UL listed when used in conjunction with most Everywhere™ fixed height tables.   |
| Order electrical distributors (Y1372., Y1373., Y1374., Y1375.) and single circuit power entry (Y1377.) separately.  |
| Dimensions  |

| Specification Information |
|---------------------------|
| Step 1.                   |
| Y1378.                    |
| Step 2. Cord Length       |
| 1212" long                |
| 2424" long                |
| 3636" long                |
| 4848" long                |
| 6060" long                |
| Prices for Steps 1-2.     |
| Y1378. 12\$144            |
| 24\$155                   |
| 36\$170                   |
| 48\$184                   |
| 60\$194                   |

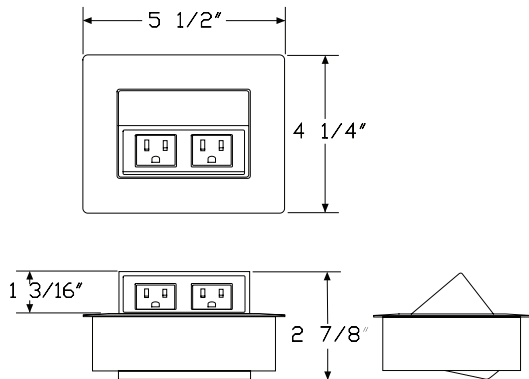


Connect™ - S720 - Connect Single  
Circuit Power Unit

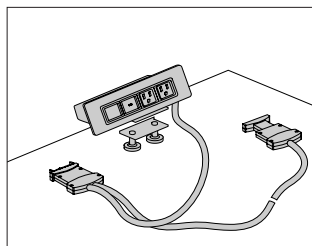
Y1372.



| Product Information   |
|---|
| Description   |
| This dedicated modular single circuit electrical distributor mounts flush in a surface and has a one-touch pop-up mechanism for accessing power and data. It can be configured with 2 simplex receptacles, or 1 simplex receptacle and 1 data opening. Cord length is 60'. A maximum of 8 single circuit electrical distributors can be daisy chained per power entry. A voice/data adapter kit is included, allowing the data openings to accept various manufacturers couplers and jacks. Attachment hardware and cord/cable clips are also included. |
| Notes   |
| Field cutting of surface may be required. For information on surface cutout size, see included instruction sheet.   |
| UL listed when used in conjunction with most Everywhere™ fixed height tables.   |
| To gang tables together per electrical code requirements, order ganging bracket kit (Y1338 ) separately.  |
| Order single circuit power entry (Y1377 ) separately.   |
| Where lengths of greater than 60" are needed, order single circuit jumpers (Y1378.) separately. Each single circuit jumper counts toward the 8 allowed electrical distributors per power entry.   |
| Silver option (0I) and white option (0J) have painted metal trim with white plastic simplex/data interiors. Black option (0H) has black painted trim with black plastic simplex/data interior.  |
| Dimensions  |



| Specification Information              |
|--|
| Step 1.                                |
| Y1372.                                 |
| Step 2. Configuration                  |
| 1 1 simplex receptacle, 1 data opening |
| 2 2 simplex receptacles                |
| Step 3. Cord Length                    |
| 60 60" long                            |
| Prices for Steps 1-3.                  |
|  |
| Y1372. 1 60 \$530                      |
| 2 \$553                                |
| Step 4. Finish                         |
| 0H black +\$0                          |
| 0I silver +\$0                         |
| 0J white +\$0                          |



## Product Information

### Description

This dedicated modular single circuit electrical distributor mounts flush in a surface or with an edge clamp mount. It has 2 simplex receptacles and 2 data openings, and a 60" cord. A maximum of 8 single circuit electrical distributors can be daisy chained per power entry. A voice/data adapter kit is included, allowing the data openings to accept various manufacturers couplers and jacks. Attachment hardware and cord/cable clips are also included.

## Notes

Field cutting of surface may be required. For information on surface cutout size, see included instruction sheet.

UL listed when used in conjunction with most Everywhere™ fixed height tables.

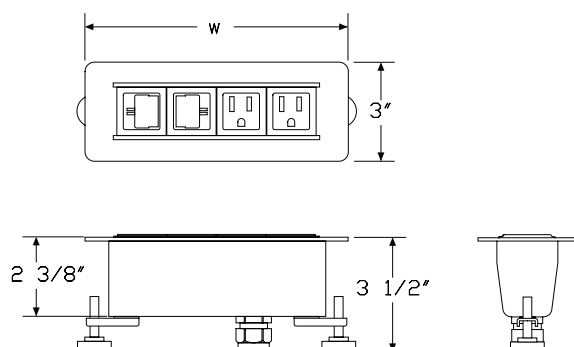
To gang tables together per electrical code requirements, order ganging bracket kit (Y1338.) separately.

Order single circuit power entry (Y1377.) separately.

Where lengths of greater than 60" are needed, order single circuit jumpers (Y1378.) separately. Each single circuit jumper counts toward the 8 allowed electrical distributors per power entry.

Silver option (0I) and white option (0J) have painted metal trim with white plastic simplex/data interiors. Black option (0H) has black painted trim with black plastic simplex/data interior.

## Dimensions



## Specification Information

## Step 1.

Y1373.

## Step 2. Configuration

- |   |  |
|---|--|
| 3 | 2 simplex receptacles, 2 data openings                     |
| 4 | 2 simplex receptacles, 1 data opening, 1 charging USB port |

### Step 3. Cord Length

- 60 60" long

## Step 4. Attachment

- |          |               |
|----------|---------------|
| <b>G</b> | grommet mount |
| <b>S</b> | surface clamp |

---

Prices for Steps 1-4.

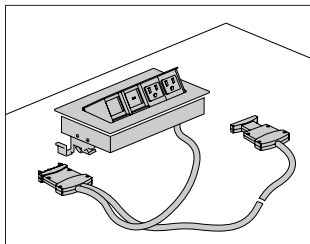
|             | G     | S   |
|-------------|-------|-----|
| Y1373. 3 60 | \$599 | 580 |
| 4 60        | \$764 | 749 |

### Step 5. Finish

- |    |        |      |
|----|--------|------|
| 0H | black  | +\$0 |
| 0I | silver | +\$0 |
| 0J | white  | +\$0 |

# Connect™ - S740 - Connect Single Circuit Power Unit

Y1374.



## Product Information

### Description

This dedicated modular single circuit electrical distributor mounts flush in a surface and has a one-touch pop-up mechanism for accessing power and data. It has 2 simplex receptacles and 2 data openings, and a 60" cord. A maximum of 8 single circuit electrical distributors can be daisy chained per power entry. A voice/data adapter kit is included, allowing the data openings to accept various manufacturers couplers and jacks. Attachment hardware and cord/cable clips are also included.

### Notes

Field cutting of surface may be required. For information on surface cutout size, see included instruction sheet.

UL listed when used in conjunction with most Everywhere™ fixed height tables.

To gang tables together per electrical code requirements, order ganging bracket kit (Y1338.) separately.

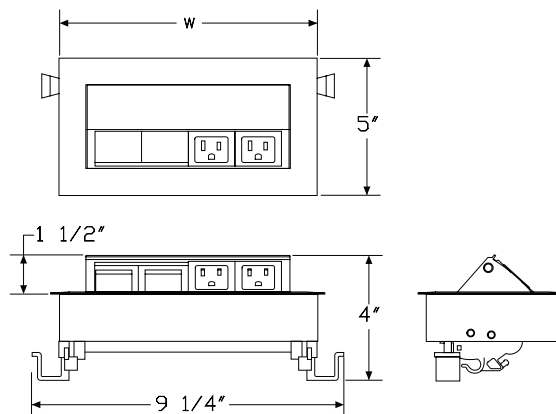
Order single circuit power entry (Y1377.) separately.

Where lengths of greater than 60" are needed, order single circuit jumpers (Y1378.) separately. Each single circuit jumper counts toward the 8 allowed electrical distributors per power entry.

Silver anodized option (0K) has anodized trim with white plastic simplex/data interior.

Overall width for distributor with 2 simplex receptacles, 2 data openings is 8 1/4" wide.

## Dimensions



Connect™ - S740 - Connect Single  
Circuit Power Unit *continued*

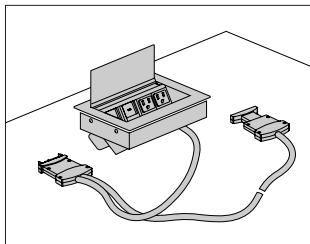
Thrive™ Power and Data Support

| Specification Information |  |       |
|---------------------------|--|-------|
| Step 1.                   |  |       |
| Y1374.                    |  |       |
| Step 2. Configuration     |  |       |
| 3                         | 2 simplex receptacles, 2 data openings |       |
| Step 3. Cord Length       |  |       |
| 60                        | 60" long                               |       |
| Prices for Steps 1-3.     |  |       |
|                           |  | 60    |
| Y1374.                    | 3                                      | \$741 |
| Step 4. Finish            |  |       |
| 0K                        | silver anodized                        | +\$0  |



# Connect™ - S750 - Connect Single Circuit Power Unit

Y1375.



## Product Information

### Description

This dedicated modular single circuit electrical distributor mounts flush in a surface and has a flip-up lid for accessing power and data from above or below the surface. The lid can be closed once devices are connected for a clean visual appearance. The distributor has 2 simplex receptacles and 2 data openings, and a 60" cord. A maximum of 8 single circuit electrical distributors can be daisy chained per power entry. A voice/data adapter kit is included, allowing the data openings to accept various manufacturers couplers and jacks. Attachment hardware and cord/cable clips are also included.

### Notes

Field cutting of surface may be required. For information on surface cutout size, see included instruction sheet.

UL listed when used in conjunction with most Everywhere™ fixed height tables.

To gang tables together per electrical code requirements, order ganging bracket kit (Y1338.) separately.

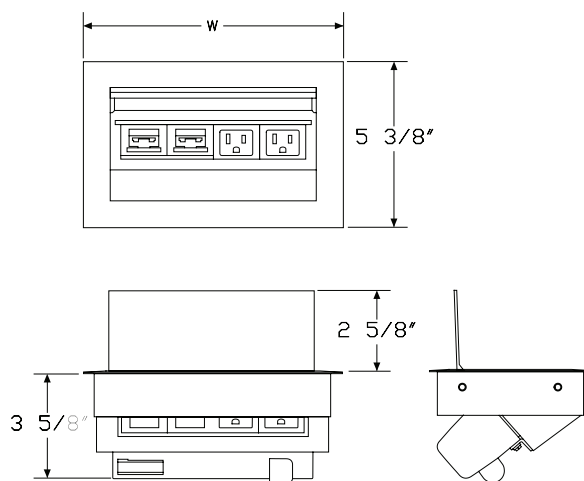
Order single circuit power entry (Y1377.) separately.

Where lengths of greater than 60" are needed, order single circuit jumpers (Y1378.) separately. Each single circuit jumper counts toward the 8 allowed electrical distributors per power entry.

Silver anodized option (0K) has anodized trim with white plastic simplex/data interior.

Overall width for distributor with 2 simplex receptacles, 2 data openings is 8 3/8" wide.

## Dimensions

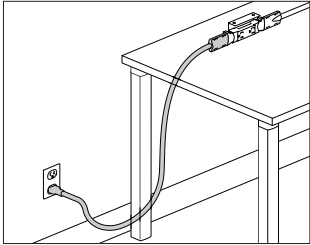


Connect™ - S750 - Connect Single  
Circuit Power Unit *continued*

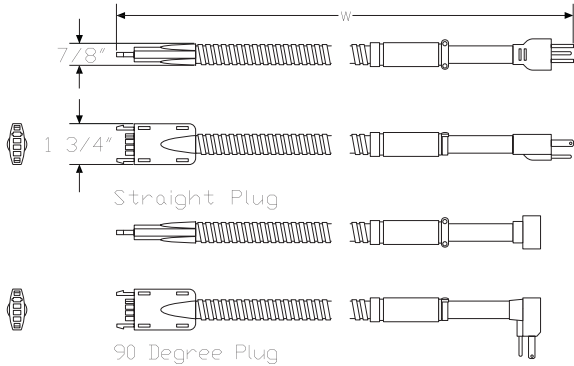
Thrive™ Power and Data Support

| Specification Information |  |        |
|---------------------------|--|--------|
| Step 1.                   |  |        |
| Y1375.                    |  |        |
| Step 2. Configuration     |  |        |
| 3                         | 2 simplex receptacles, 2 data openings                     |        |
| 4                         | 2 simplex receptacles, 1 data opening, 1 charging USB port |        |
| Step 3. Cord Length       |  |        |
| 60                        | 60" long   |        |
| Prices for Steps 1-3.     |  |        |
|                           |  | 60     |
| Y1375. 3                  |  | \$840  |
| 4                         |  | \$1007 |
| Step 4. Finish            |  |        |
| 0K                        | silver anodized  | +\$0   |

Connect™-Power Entry with Plug End, Y1342.  
20 Amp



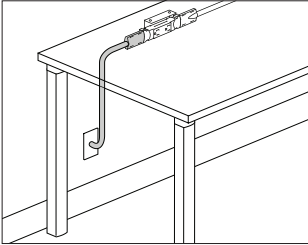
| Product Information   |
|---|
| Description   |
| This corded power entry brings power from a building's 20-amp electrical outlet to the end of a 2 circuit duplex receptacle. It distributes 1 circuit only. UL/CUL recognized.  |
| Notes   |
| Only Connect™ duplex receptacle, 2-circuit, 15 amp circuit I (Y1345.1) receptacles can be used with this product as circuit I is the only active circuit. Connect modular power products are not compatible with electrical components used in Herman Miller systems or desking product lines. When routing power to an adjacent desk or table, surfaces must be ganged together. Order ganging bracket kit (Y1338.) separately. When using power entry with plug end, electrical system will be UL recognized, not UL listed. Power entry does not meet requirements for use in San Francisco. Power entry has a combination of black liquid tight conduit and 3/8" silver metallic conduit. |
| Dimensions  |



| Specification Information |               |     |
|---------------------------|---------------|-----|
| Step 1.                   |               |     |
| Y1342.                    |               |     |
| Step 2. Length            |               |     |
| 06                        | 6' long       |     |
| 10                        | 10' long      |     |
| Step 3. Plug Type         |               |     |
| A                         | straight plug |     |
| B                         | 90° plug      |     |
| Prices for Steps 1-3.     |               |     |
|                           | A             | B   |
| Y1342. 06                 | \$313         | 313 |
| 10                        | \$365         | 365 |

Connect™-Power Entry, 2-Circuit

Y1341.



Product Information

Description

This power entry connects a building's electrical from a wall, floor, or column to the end of a 2 circuit duplex receptacle and distributes up to 2 20-amp circuits. UL 183 listed, CUL Certified.

Notes

Connect™ modular power products are not compatible with electrical components used in Herman Miller systems or desking product lines.

When routing power to an adjacent desk or table, surfaces must be ganged together. Order ganging bracket kit (Y1338.) separately.

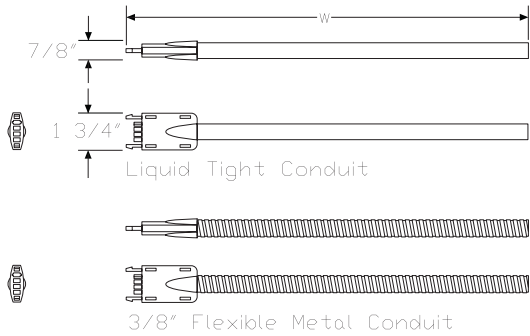
Power entry can be field cut to the appropriate length.

For San Francisco, specify 3/8" flex metallic conduit option (C).

Finish color on liquid tight conduit is black. Finish color on metallic conduit is silver.

A licensed electrician must wire the power entry to the building's electrical system.

Dimensions



Specification Information

Step 1.

Y1341.

Step 2. Length

|    |          |
|----|----------|
| 06 | 6' long  |
| 12 | 12' long |
| 18 | 18' long |
| 24 | 24' long |

Step 3. Conduit Type

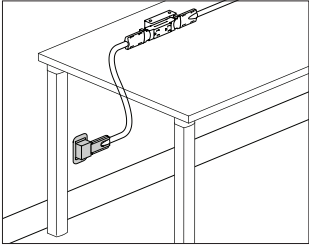
|   |                            |
|---|----------------------------|
| L | liquid tight conduit       |
| C | 3/8" flex metallic conduit |

Prices for Steps 1-3.

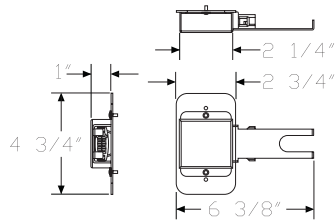
|        |    | L     | C   |
|--------|----|-------|-----|
| Y1341. | 06 | \$210 | 210 |
|        | 12 | \$276 | 276 |
|        | 18 | \$341 | 341 |
|        | 24 | \$423 | 423 |

Connect™ - Modular Power Entry, 2 Circuit, Architectural Wall Receptacle Box

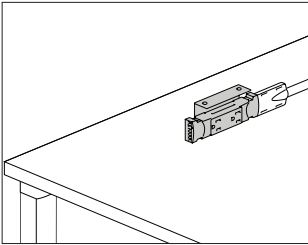
Y1349.



| Product Information   | Specification Information                             |
|---|---|
| <div>Description</div> <p>This black receptacle box provides a modular power connection to building power at the wall in a standard receptacle box allowing for the electrical jumper to be easily removed when not in use. Product is UL listed when installed by a licensed electrician.</p>  | <div>Step 1.</div> <div>Y1349.</div> <div>\$157</div> |
| <div>Notes</div> <p>Connect™ modular power products are not compatible with electrical components used in Herman Miller systems or desking product lines.</p> <p>Includes mounting plate, modular connection with wiring, and cover.</p> <p>Jumper (Y1343.) plugs into the receptacle box modular power entry.</p> <p>Works with Connect 2-circuit products only.</p> |   |
| <div>Dimensions</div>   |   |



Connect™-Duplex Receptacle, Y1345.  
2-Circuit, 15 Amp



Product Information

Description

This duplex receptacle attaches beneath a desk or table to provide electrical access. It has connection points at both ends for attaching a power entry or 2-circuit power jumper. Finish is black. Attachment bracket and hardware included. UL 183 listed, CUL Certified.

Notes

Connect™ modular power products are not compatible with electrical components used in Herman Miller systems or desking product lines.

When routing power to an adjacent desk or table, surfaces must be ganged together. Order ganging bracket kit (Y1338.) separately.

Receptacle is labeled as I or II for circuit identification.

To route power from building to receptacle, order power entry, 2-circuit (Y1341.) or power entry with plug end, 20 amp (Y1342.) separately. Power entry with plug end distributes 1 circuit only.

To route power between receptacles, order power jumper, 2-circuit (Y1343.) separately.

Dimensions

Specification Information

Step 1.

Y1345.

Step 2. Circuit

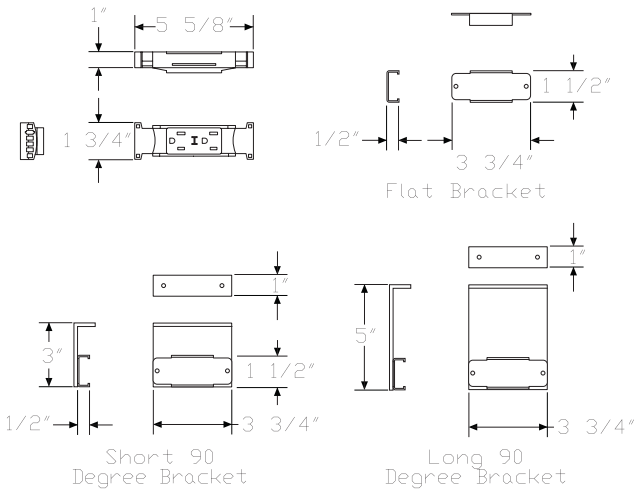
|   |            |
|---|------------|
| 1 | circuit I  |
| 2 | circuit II |

Step 3. Attachment Hardware

|   |  |
|---|--|
| A | flat attachment to underside of surface      |
| B | short 90° attachment to underside of surface |
| C | long 90° attachment to underside of surface  |

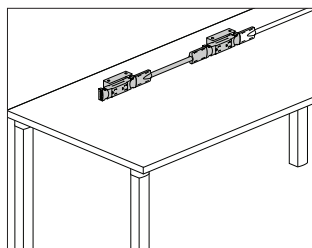
Prices for Steps 1-3.

|          | A     | B   | C   |
|----------|-------|-----|-----|
| Y1345. 1 | \$109 | 118 | 118 |
| 2        | \$109 | 118 | 118 |



# Connect™-Dual Receptacle Power Kit, 2-Circuit

Y1340.



## Product Information

### Description

This single-sided power kit attaches to the underside of a desk or table to provide electrical access and distributes up to 2 20-amp circuits. Receptacles, power jumper, conduit clamps, and attachment hardware included. UL 183 listed, CUL Certified.

### Notes

Connect™ modular power products are not compatible with electrical components used in Herman Miller systems or desking product lines.

Match width of power kit to width of surface.

When routing power to an adjacent desk or table, surfaces must be ganged together. Order ganging bracket kit (Y1338.) separately.

Receptacles are labeled as I or II for circuit identification.

36"-wide power kit uses a receptacle-to-receptacle block connector in place of a jumper to connect the receptacles together.

To route power from building to power kit, order power entry, 2-circuit (Y1341.) or power entry with plug end, 20 amp (Y1342.) separately. Power entry with plug end distributes 1 circuit only.

To connect power kits between adjacent desks or tables, order power jumper, 2-circuit (Y1343.) separately.

For San Francisco, specify 3/8" flex metallic conduit option (C).

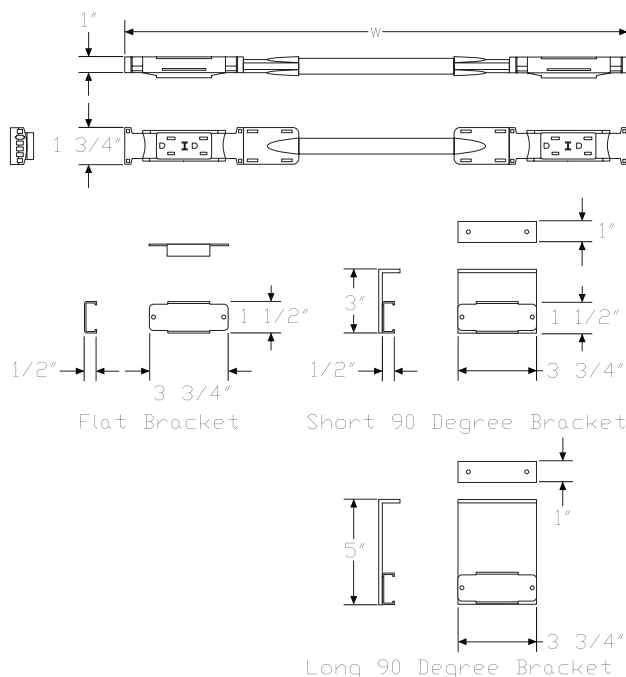
Receptacle finish is black. Finish color on liquid tight conduit is black. Finish on metallic conduit is silver.

36" - 54" wide kits have no conduit clips. 60" - 78" wide kits include 1 conduit clip. 84" - 96" wide kits include 2 conduit clips.

To attach kit flush to bottom of surface, with receptacles facing down, specify flat attachment to underside of surface option (A).

To attach kit perpendicular to bottom of surface, specify short 90° attachment to underside of surface option (B).

## Dimensions



Thrive™ Power and Data Support

# Connect™-Dual Receptacle Power Kit, 2-Circuit *continued*

## Specification Information

### Step 1.

**Y1340.**

### Step 2. Width

|           |          |
|-----------|----------|
| <b>36</b> | 36" wide |
| <b>42</b> | 42" wide |
| <b>48</b> | 48" wide |
| <b>54</b> | 54" wide |
| <b>60</b> | 60" wide |
| <b>66</b> | 66" wide |
| <b>72</b> | 72" wide |
| <b>78</b> | 78" wide |
| <b>84</b> | 84" wide |
| <b>90</b> | 90" wide |
| <b>96</b> | 96" wide |

### Step 3. Conduit Type

|          |                            |
|----------|----------------------------|
| <b>L</b> | liquid tight conduit       |
| <b>C</b> | 3/8" flex metallic conduit |

### Step 4. Circuit

|          |            |
|----------|------------|
| <b>1</b> | circuit I  |
| <b>2</b> | circuit II |

### Step 5. Attachment Hardware

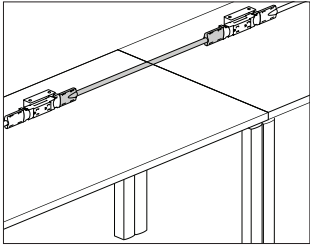
|          |  |
|----------|--|
| <b>A</b> | flat attachment to underside of surface      |
| <b>B</b> | short 90° attachment to underside of surface |
| <b>C</b> | long 90° attachment to underside of surface  |

### Prices for Steps 1-5.

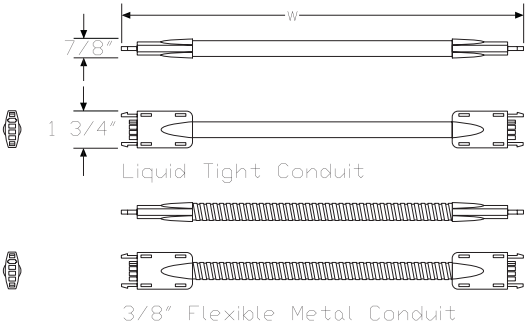
|               |             | <b>1A</b> | <b>1B</b> | <b>1C</b> | <b>2A</b> | <b>2B</b> | <b>2C</b> |
|---------------|-------------|-----------|-----------|-----------|-----------|-----------|-----------|
| <b>Y1340.</b> | <b>36 L</b> | \$228     | 237       | 237       | 228       | 237       | 237       |
|               | <b>C</b>    | \$228     | 237       | 237       | 228       | 237       | 237       |
|               | <b>42 L</b> | \$254     | 261       | 261       | 254       | 261       | 261       |
|               | <b>C</b>    | \$254     | 261       | 261       | 254       | 261       | 261       |
|               | <b>48 L</b> | \$259     | 266       | 266       | 259       | 266       | 266       |
|               | <b>C</b>    | \$259     | 266       | 266       | 259       | 266       | 266       |
|               | <b>54 L</b> | \$266     | 277       | 277       | 266       | 277       | 277       |
|               | <b>C</b>    | \$266     | 277       | 277       | 266       | 277       | 277       |
|               | <b>60 L</b> | \$276     | 288       | 288       | 276       | 288       | 288       |
|               | <b>C</b>    | \$276     | 288       | 288       | 276       | 288       | 288       |
|               | <b>66 L</b> | \$283     | 294       | 294       | 283       | 294       | 294       |
|               | <b>C</b>    | \$283     | 294       | 294       | 283       | 294       | 294       |
|               | <b>72 L</b> | \$292     | 299       | 299       | 292       | 299       | 299       |
|               | <b>C</b>    | \$292     | 299       | 299       | 292       | 299       | 299       |

|             |       |     |     |     |     |     |
|-------------|-------|-----|-----|-----|-----|-----|
| <b>78 L</b> | \$297 | 304 | 304 | 297 | 304 | 304 |
| <b>C</b>    | \$297 | 304 | 304 | 297 | 304 | 304 |
| <b>84 L</b> | \$303 | 311 | 311 | 303 | 311 | 311 |
| <b>C</b>    | \$303 | 311 | 311 | 303 | 311 | 311 |
| <b>90 L</b> | \$311 | 316 | 316 | 311 | 316 | 316 |
| <b>C</b>    | \$311 | 316 | 316 | 311 | 316 | 316 |
| <b>96 L</b> | \$315 | 324 | 324 | 315 | 324 | 324 |
| <b>C</b>    | \$315 | 324 | 324 | 315 | 324 | 324 |





| Product Information  |
|--|
| Description  |
| This power jumper distributes up to 2 20-amp circuits. It can be used between 2 receptacles or between 2 dual receptacle power kits. UL 183 listed, CUL Certified. |
| Notes  |
| Connect™ modular power products are not compatible with electrical components used in Herman Miller systems or desking product lines.                              |
| When routing power to an adjacent desk or table, surfaces must be ganged together. Order ganging bracket kit (Y1338.) separately.                                  |
| For San Francisco, specify 3/8" flex metallic conduit option (C).  |
| When connecting dual receptacle power kits (Y1340.) between adjacent surfaces in a linear run, specify 24"-wide jumper.  |
| When connecting dual receptacle power kits (Y1340.) at the outside corner of 2 24"-deep surfaces at 90°, specify 42"-wide jumper.                                  |
| When connecting dual receptacle power kits (Y1340.) at the outside corner of 2 30"-deep surfaces at 90°, specify 48"-wide jumper.                                  |
| When connecting dual receptacle power kits (Y1340.) at the outside corner of 1 30"-deep and 1 24"-deep surface, specify 48"-wide jumper.                           |
| When connecting dual receptacle power kits (Y1340.) at the inside corner of 2 24" or 30"-deep surfaces, specify 30"-wide jumper.                                   |
| Order the following products separately:   |
| • 2-circuit dual receptacle power kit (Y1340.) or duplex receptacle, 2-circuit, 15 amp (Y1345.)  |
| • Conduit clamps (Y1339.)  |
| • Receptacle bracket (Y1347.) - for duplex receptacle, 2-circuit   |
| Dimensions   |



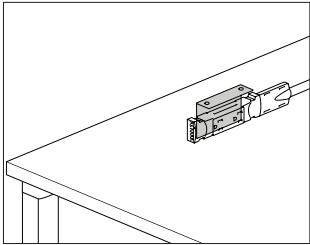
| Specification Information    |
|------------------------------|
| Step 1.                      |
| Y1343.                       |
| Step 2. Width                |
| 06 6" wide                   |
| 09 9" wide                   |
| 12 12" wide                  |
| 18 18" wide                  |
| 24 24" wide                  |
| 30 30" wide                  |
| 36 36" wide                  |
| 42 42" wide                  |
| 48 48" wide                  |
| 54 54" wide                  |
| 60 60" wide                  |
| 66 66" wide                  |
| 72 72" wide                  |
| 78 78" wide                  |
| 84 84" wide                  |
| 90 90" wide                  |
| 96 96" wide                  |
| 108 108" wide                |
| 120 120" wide                |
| 132 132" wide                |
| 144 144" wide                |
| Step 3. Conduit Type         |
| L liquid tight conduit       |
| C 3/8" flex metallic conduit |

Thrive™ Power and Data Support

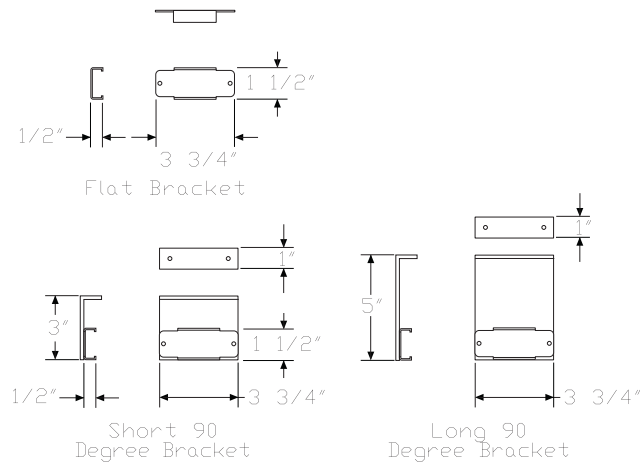
| Prices for Steps 1-3. |     |       |     |
|-----------------------|-----|-------|-----|
|                       |     | L     | C   |
| Y1343.                | 06  | \$85  | 85  |
|                       | 09  | \$89  | 89  |
|                       | 12  | \$92  | 92  |
|                       | 18  | \$98  | 98  |
|                       | 24  | \$106 | 106 |
|                       | 30  | \$111 | 111 |
|                       | 36  | \$119 | 119 |
|                       | 42  | \$123 | 123 |
|                       | 48  | \$127 | 127 |
|                       | 54  | \$136 | 136 |
|                       | 60  | \$145 | 145 |
|                       | 66  | \$151 | 151 |
|                       | 72  | \$156 | 156 |
|                       | 78  | \$163 | 163 |
|                       | 84  | \$173 | 173 |
|                       | 90  | \$179 | 179 |
|                       | 96  | \$187 | 187 |
|                       | 108 | \$198 | 198 |
|                       | 120 | \$212 | 212 |
|                       | 132 | \$227 | 227 |
|                       | 144 | \$239 | 239 |

Connect™-Receptacle Brackets,  
2-Circuit

Y1347.

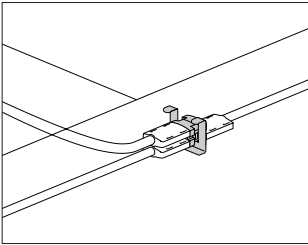


| Product Information   |
|---|
| Description   |
| This bracket attaches a 2-circuit receptacle to a desk or table. Finish is black. Package of 10.                                      |
| Notes   |
| Connect™ modular power products are not compatible with electrical components used in Herman Miller systems or desking product lines. |
| To attach receptacle flush to bottom of surface, facing down, specify flat attachment to underside of surface option (A).             |
| To attach receptacle perpendicular to bottom of surface, specify short 90° attachment to underside of surface option (B).             |
| Order duplex receptacle, 2-circuit, 15 amp (Y1345.) separately.   |
| Dimensions  |



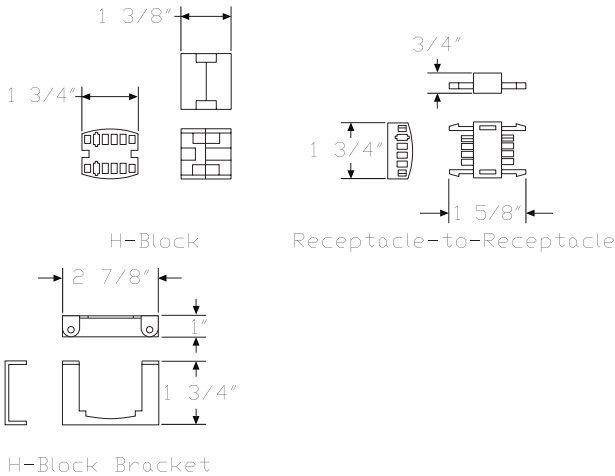
| Specification Information                      |
|--|
| Step 1.  |
| Y1347.   |
| Step 2. Attachment Hardware                    |
| A flat attachment to underside of surface      |
| B short 90° attachment to underside of surface |
| C long 90° attachment to underside of surface  |
| Prices for Steps 1-2.                          |
| Y1347. A                                       |
| B  |
| C  |

Connect™-Block Connector, 2-Circuit Y1344.



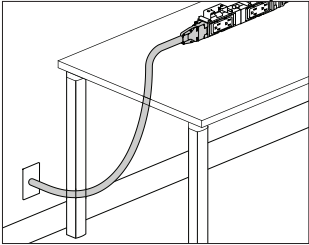
| Product Information   |
|---|
| Description   |
| This block connects components together to distribute power. The H-block connector connects jumpers together at 2-, 3-, and 4-way connection points, or distributes power from a power entry to multiple components. The receptacle-to-receptacle connector connects 2 receptacles together. Finish is black. Attachment hardware included. UL 183 listed, CUL Certified. |
| Notes   |
| Connect™ modular power products are not compatible with electrical components used in Herman Miller systems or desking product lines.   |
| When routing power to an adjacent desk or table, surfaces must be ganged together. Order ganging bracket kit (Y1338.) separately.   |
| Dimensions  |

| Specification Information                  |
|--|
| Step 1.                                    |
| Y1344.                                     |
| Step 2. Connector Type                     |
| H H-block connector                        |
| R receptacle-to-receptacle block connector |
| Prices for Steps 1-2.                      |
| Y1344. H \$54                              |
| R \$42                                     |

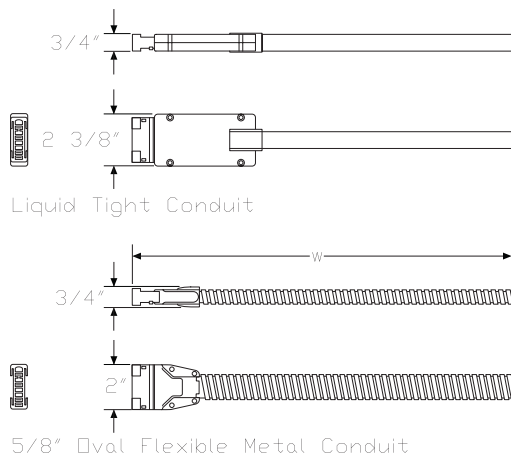


Connect™-Power Entry, 4-Circuit

Y1351.



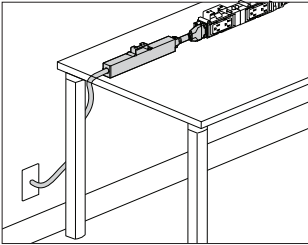
| Product Information  |
|--|
| Description  |
| This power entry connects a building's electrical from a wall, floor, or column to the end of a 4-circuit dual junction block power kit or junction block and distributes up to 4 20-amp circuits. UL 183 listed, CUL Certified. |
| Notes  |
| Connect™ modular power products are not compatible with electrical components used in Herman Miller systems or desking product lines.  |
| Power entry can be field cut to the appropriate length.  |
| For San Francisco, specify 3/8" flex metallic conduit option (C).  |
| Finish color on liquid tight conduit is black. Finish color on metallic conduit is silver.   |
| A licensed electrician must wire the power entry to the building's electrical system.  |
| Dimensions   |



| Specification Information |                            |     |
|---------------------------|----------------------------|-----|
| Step 1.                   |                            |     |
| Y1351.                    |                            |     |
| Step 2. Length            |                            |     |
| 06                        | 6' long                    |     |
| 12                        | 12' long                   |     |
| 18                        | 18' long                   |     |
| 24                        | 24' long                   |     |
| Step 3. Conduit Type      |                            |     |
| L                         | liquid tight conduit       |     |
| C                         | 3/8" flex metallic conduit |     |
| Prices for Steps 1-3.     |                            |     |
|                           | L                          | C   |
| Y1351. 06                 | \$228                      | 228 |
| 12                        | \$325                      | 325 |
| 18                        | \$424                      | 424 |
| 24                        | \$543                      | 543 |

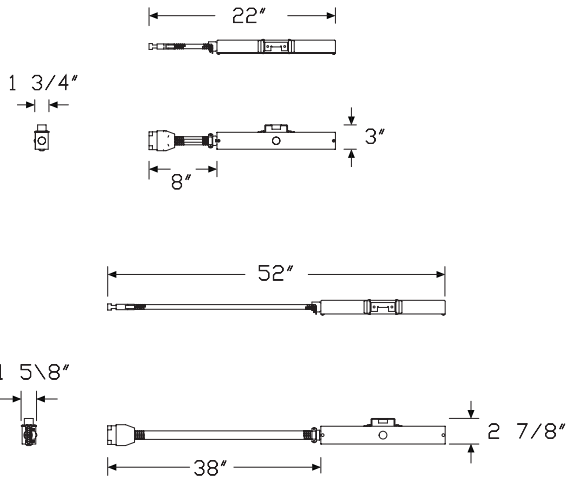
Connect™-Power Entry, 4-Circuit,  
New York City

Y1352.



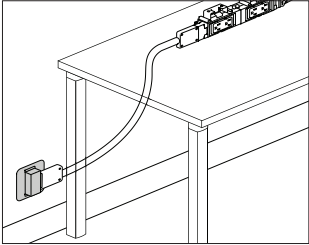
| Product Information  |
|--|
| Description  |
| This power entry connects a building's electrical from a wall, floor, or column to the end of a 4-circuit dual junction block power kit or junction block and distributes up to 4 20-amp circuits. It includes a junction box and harness. UL 183 listed, CUL Certified.   |
| Notes  |
| Connect™ modular power products are not compatible with electrical components used in Herman Miller systems or desking product lines.<br>A licensed electrician must wire the power entry to the building's electrical system.<br>For use with Renew™ Link, specify 8" power entry (08).<br>For use with Layout Studio®, specify 38" power entry (38). |
| Dimensions   |

| Specification Information              |
|--|
| Step 1.                                |
| Y1352. <span>A</span> \$373            |
| Step 2. Length                         |
| 08 8" power entry <span>A</span> +\$0  |
| 38 38" power entry <span>A</span> +\$0 |

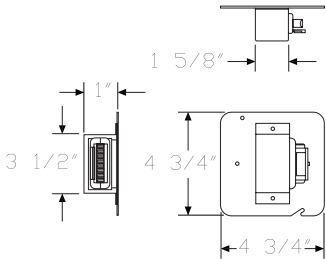


Connect™-Modular Power Entry, 4  
Circuit, Architectural Wall Junction  
Box

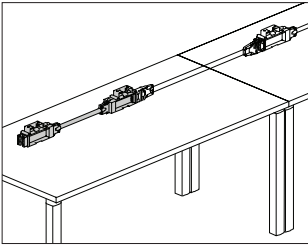
Y1359.



| Product Information   | Specification Information                             |
|---|---|
| <div>Description</div> <p>This black receptacle box provides a modular power connection to building power at the wall in a standard 2-gang electrical box allowing for the electrical jumper to be easily removed when not in use. Product is UL listed when installed by a licensed electrician.</p>   | <div>Step 1.</div> <div>Y1359.</div> <div>\$177</div> |
| <div>Notes</div> <p>Connect™ modular power products are not compatible with electrical components used in Herman Miller systems or desking product lines.</p> <p>Includes mounting plate, modular connection with wiring, and cover.</p> <p>Jumper (Y1353.) plugs into the receptacle box modular power entry.</p> <p>Works with Connect 4-circuit products only.</p> |   |
| <div>Dimensions</div>   |   |



# Connect™-Dual Junction Block Power Kit, 4-Circuit Y1350.



## Product Information

**Description**

This power kit attaches to the underside of a desk or table to provide electrical access and distributes up to 4 20-amp circuits. It is available as a single-sided or double-sided kit. The single-sided power kit is modular and includes 2 junction blocks, a non-adjustable jumper, and attachment hardware. The double-sided kit is a 1-piece construction consisting of 2 junction blocks, a jumper, and attachment hardware; it cannot be reconfigured. The single-sided and double-sided kits are UL 183 listed, CUL certified.

**Notes**

Connect™ modular power products are not compatible with electrical components used in Herman Miller systems or desking product lines.

Match width of power kit to width of surface.

When routing power to an adjacent desk or table, surfaces must be ganged together. Order ganging bracket kit (Y1338.) separately.

The single-sided junction block provides 1 or 2 receptacle locations. The double-sided junction block provides 2 to 4 receptacle locations. Order duplex receptacle, 4-circuit (Y1355.) separately.

To route power from building to power kit, order 4-circuit power entry (Y1351.) separately.

Power kit is not necessary for a 36"-wide surface. To add power to a 36"-wide surface, order double junction block, 4-circuit (Y1358.DH) or double back-to-back junction block (Y1358.DB).

To connect power kits between adjacent desks or tables, order junction block to junction block jumper, 4-circuit (Y1353.) separately.

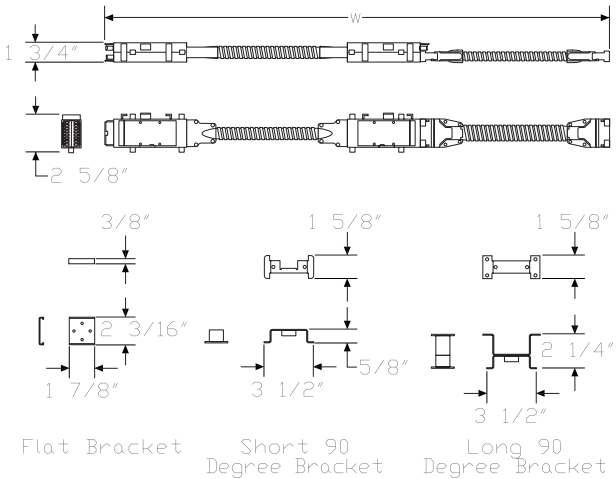
Finish color of junction block is black. Finish color of 5/8" oval metallic conduit is silver.

42" - 54" wide kits have no conduit clips. 60" - 78" wide kits include 1 conduit clip. 84" - 96" wide kits include 2 conduit clips.

To attach kit with single-sided junction block option (S) flush to bottom of surface, with receptacles facing down, specify flat attachment to underside of surface option (A).

To attach kit perpendicular to bottom of surface, specify short 90° attachment to underside of surface option (B).

## Dimensions





# Connect™-Dual Junction Block Power Kit, 4-Circuit *continued*

## Specification Information

### Step 1.

Y1350.

### Step 2. Width

|    |          |
|----|----------|
| 42 | 42" wide |
| 48 | 48" wide |
| 54 | 54" wide |
| 60 | 60" wide |
| 66 | 66" wide |
| 72 | 72" wide |
| 78 | 78" wide |
| 84 | 84" wide |
| 90 | 90" wide |
| 96 | 96" wide |

### Step 3. Junction Block Type

|   |                             |
|---|-----------------------------|
| S | single-sided junction block |
| D | double-sided junction block |

### Step 4. Attachment Hardware

#### For single-sided junction block (S)

|   |  |
|---|--|
| A | flat attachment to underside of surface      |
| B | short 90° attachment to underside of surface |
| C | long 90° attachment to underside of surface  |

#### For double-sided junction block (D)

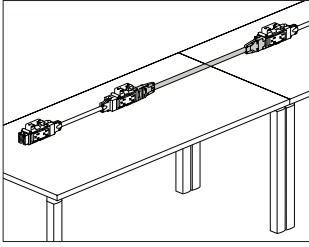
|   |  |
|---|--|
| B | short 90° attachment to underside of surface |
| C | long 90° attachment to underside of surface  |

### Prices for Steps 1-4.

|             | A     | B     | C   |
|-------------|-------|-------|-----|
| Y1350. 42 S | \$294 | 300   | 300 |
| D           | —     | \$219 | 219 |
| 48 S        | \$300 | 308   | 308 |
| D           | —     | \$227 | 227 |
| 54 S        | \$308 | 314   | 314 |
| D           | —     | \$236 | 236 |
| 60 S        | \$314 | 323   | 323 |
| D           | —     | \$243 | 243 |
| 66 S        | \$323 | 329   | 329 |
| D           | —     | \$251 | 251 |
| 72 S        | \$329 | 340   | 340 |
| D           | —     | \$258 | 258 |
| 78 S        | \$340 | 350   | 350 |
| D           | —     | \$264 | 264 |

|      |       |       |     |
|------|-------|-------|-----|
| 84 S | \$349 | 367   | 367 |
| D    | —     | \$276 | 276 |
| 90 S | \$358 | 366   | 366 |
| D    | —     | \$288 | 288 |
| 96 S | \$366 | 372   | 372 |
| D    | —     | \$295 | 295 |

## Connect™-Junction Block to Junction Block Jumper, 4-Circuit Y1353.



### Product Information

#### Description

This power jumper distributes up to 4 20-amp circuits between 2 power kits or junction blocks and is available as adjustable or non-adjustable. The adjustable jumper allows 1 end of the jumper to extend an additional 3" when connecting to components under an adjacent desk or table. UL 183 listed, CUL Certified.

#### Notes

Connect™ modular power products are not compatible with electrical components used in Herman Miller systems or desking product lines.

When routing power to an adjacent desk or table, surfaces must be ganged together. Order ganging bracket kit (Y1338.) separately.

When connecting dual junction block power kits (Y1350.) between adjacent surfaces in a linear run, specify 24"-wide jumper.

When connecting dual junction block power kits (Y1350.) at the outside corner of 2 24"-deep surfaces at 90°, specify 42"-wide jumper.

When connecting dual junction block power kits (Y1350.) at the outside corner of 2 30"-deep surfaces at 90°, specify 48"-wide jumper.

When connecting dual junction block power kits (Y1350.) at the outside corner of 1 30"-deep and 1 24"-deep surface, specify 48"-wide jumper.

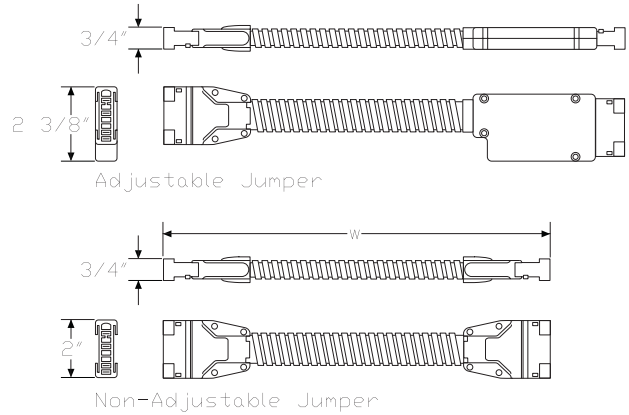
When connecting dual junction block power kits (Y1350.) at the inside corner of 2 24" or 30"-deep surfaces, specify 30"-wide jumper.

Finish on 5/8" oval metallic conduit is silver.

Order the following products separately:

- Conduit clamps (Y1339.)
- Dual junction block power kit, 4-circuit (Y1350.) or junction block, 4-circuit (Y1358.)
- Duplex receptacle, 4-circuit (Y1355.) - for junction block, 4-circuit
- Junction block bracket, 4-circuit (Y1357.) - for junction block, 4-circuit
- Power entry, 4-circuit (Y1351.)

### Dimensions



# Connect™-Junction Block to Junction Block Jumper, 4-Circuit *continued*

## Specification Information

Step 1.

Y1353.

Step 2. Width

|     |           |
|-----|-----------|
| 12  | 12" wide  |
| 18  | 18" wide  |
| 24  | 24" wide  |
| 30  | 30" wide  |
| 36  | 36" wide  |
| 42  | 42" wide  |
| 48  | 48" wide  |
| 54  | 54" wide  |
| 60  | 60" wide  |
| 66  | 66" wide  |
| 72  | 72" wide  |
| 78  | 78" wide  |
| 84  | 84" wide  |
| 90  | 90" wide  |
| 108 | 108" wide |
| 120 | 120" wide |
| 132 | 132" wide |
| 144 | 144" wide |

Step 3. Type

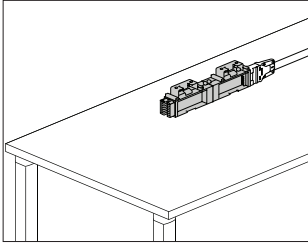
|   |                      |
|---|----------------------|
| A | adjustable jumper    |
| N | nonadjustable jumper |

Prices for Steps 1-3.

|           | A     | N   |
|-----------|-------|-----|
| Y1353. 12 | \$119 | 119 |
| 18        | \$124 | 124 |
| 24        | \$133 | 133 |
| 30        | \$144 | 144 |
| 36        | \$151 | 151 |
| 42        | \$157 | 157 |
| 48        | \$168 | 168 |
| 54        | \$177 | 177 |
| 60        | \$185 | 185 |
| 66        | \$191 | 191 |
| 72        | \$198 | 198 |
| 78        | \$209 | 209 |
| 84        | \$216 | 216 |
| 90        | \$226 | 226 |
| 108       | \$250 | 250 |
| 120       | \$263 | 263 |
| 132       | \$283 | 283 |
| 144       | \$300 | 300 |

Thrive™ Power and Data Support

# Connect™-Junction Block, 4-Circuit Y1358.



## Product Information

### Description

This block attaches beneath a desk or table and accepts 4-circuit receptacles for access and distribution of up to 4 20-amp circuits. It has connection points at both ends for attaching a power entry or 4-circuit power jumper. The block can be specified for 1 receptacle, 2 receptacles side-by-side, 2 receptacles back-to-back, or 4 receptacles; 2 side-by-side and 2 back-to-back. Finish is black. Attachment bracket and hardware included. UL 183 listed, CUL Certified.

### Notes

Connect™ modular power products are not compatible with electrical components used in Herman Miller systems or desking product lines.

When routing power to an adjacent desk or table, surfaces must be ganged together. Order ganging bracket kit (Y1338.) separately.

To route power from building to junction block, order 4-circuit power entry (Y1351.) separately.

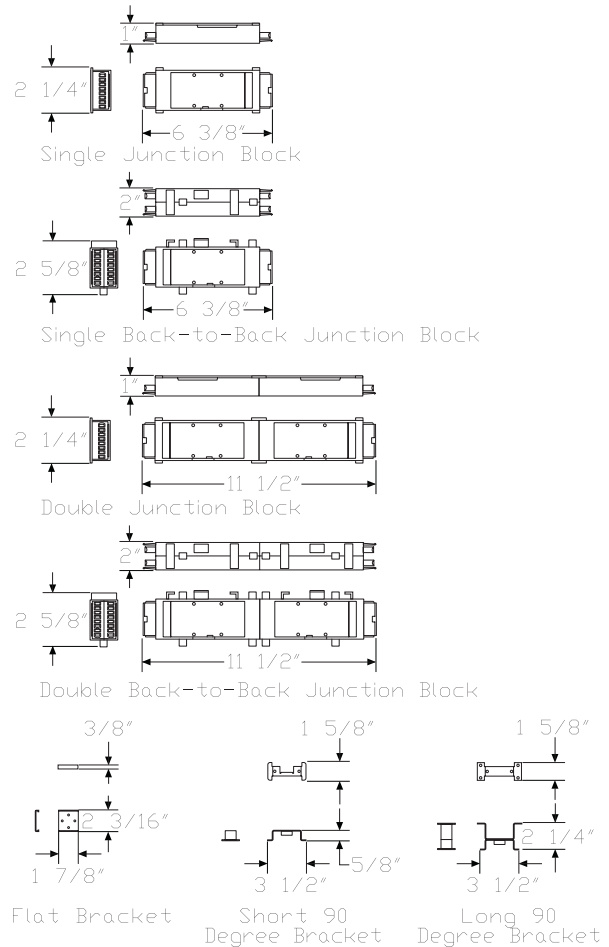
To route power between junction blocks, order junction block to junction block jumper, 4-circuit (Y1353.) separately.

To route power from a 36"-wide surface to an adjacent surface, specify double junction block option (DH) or double back-to-back junction block option (DB) and order power jumper (Y1353.) separately.

Order duplex receptacle, 4-circuit (Y1355.) separately.

To maintain proper spacing when specifying double junction block (Y1358.DH) or double back-to-back junction block (Y1358.DB), order adjustable jumpers (Y1353.xxxA) separately.

## Dimensions



# Connect™-Junction Block, 4-Circuit

continued

## Specification Information

Step 1.

**Y1358.**

### Step 2. Junction Block Type

|           |                                    |
|-----------|------------------------------------|
| <b>SH</b> | single junction block              |
| <b>SB</b> | single back-to-back junction block |
| <b>DH</b> | double junction block              |
| <b>DB</b> | double back-to-back junction block |

### Step 3. Attachment Hardware

*For single junction block (SH) or double junction block (DH)*

|          |  |
|----------|--|
| <b>A</b> | flat attachment to underside of surface      |
| <b>B</b> | short 90° attachment to underside of surface |
| <b>C</b> | long 90° attachment to underside of surface  |

*For single back-to-back junction block (SB) or double back-to-back junction block (DB)*

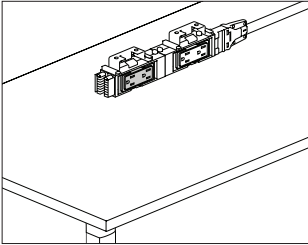
|          |  |
|----------|--|
| <b>B</b> | short 90° attachment to underside of surface |
| <b>C</b> | long 90° attachment to underside of surface  |

### Prices for Steps 1-3.

|                  | <b>A</b> | <b>B</b> | <b>C</b> |
|------------------|----------|----------|----------|
| <b>Y1358. SH</b> | \$131    | 140      | 140      |
| <b>SB</b>        | —        | \$140    | 140      |
| <b>DH</b>        | \$109    | 118      | 118      |
| <b>DB</b>        | —        | \$118    | 118      |

Connect™-Duplex Receptacle,  
4-Circuit

Y1355.



Product Information

Description

This 15- or 20-amp duplex receptacle attaches to a power kit or junction block to provide electrical access. Finish is black. UL 183 listed, CUL Certified.

Notes

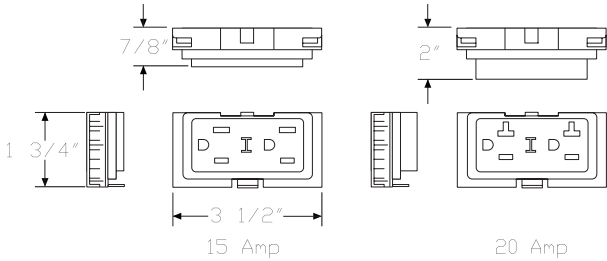
Connect™ modular power products are not compatible with electrical components used in Herman Miller systems or desking product lines.

Receptacle is labeled as I, II, III, or IV for circuit identification.

Order the following products separately:

- Dual junction block power kit, 4-circuit (Y1350.)
- Junction block, 4-circuit (Y1358.)

Dimensions



Specification Information

Step 1.

Y1355.

Step 2. Amps

|    |        |
|----|--------|
| 15 | 15 amp |
| 20 | 20 amp |

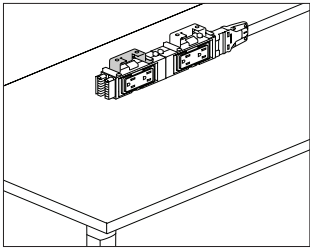
Step 3. Circuit

|   |             |
|---|-------------|
| 1 | circuit I   |
| 2 | circuit II  |
| 3 | circuit III |
| 4 | circuit IV  |

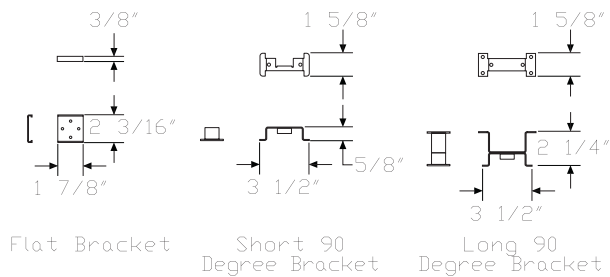
Prices for Steps 1-3.

|           | 1    | 2  | 3  | 4  |
|-----------|------|----|----|----|
| Y1355. 15 | \$40 | 40 | 40 | 40 |
| 20        | \$46 | 46 | 46 | 46 |

Connect™-Junction Block Brackets, Y1357.  
4-Circuit

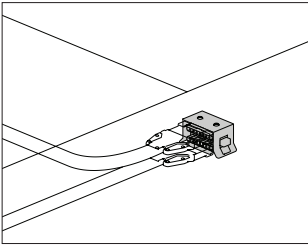


| Product Information  |
|--|
| Description  |
| This bracket attaches a 4-circuit junction block to a desk or table. Package of 10.  |
| Notes  |
| Connect™ modular power products are not compatible with electrical components used in Herman Miller systems or desking product lines.  |
| To attach junction block flush to bottom of surface, facing down, specify flat attachment to underside of surface option (A).  |
| To attach junction block perpendicular to bottom of surface, specify short 90° attachment to underside of surface option (B).  |
| Finish on flat attachment to underside of surface option (A) is black. Finish on short 90° attachment to underside of surface option (B) and long 90° attachment to underside of surface option (C) is silver. |
| Order junction block, 4-circuit (Y1358.) separately.   |
| Dimensions   |



| Specification Information                      |
|--|
| Step 1.  |
| Y1357.   |
| Step 2. Attachment Hardware                    |
| A flat attachment to underside of surface      |
| B short 90° attachment to underside of surface |
| C long 90° attachment to underside of surface  |
| Prices for Steps 1-2.                          |
| Y1357. A \$90                                  |
| B \$139  |
| C \$139  |

Connect™-Block Connector, 4-Circuit Y1354.



**Product Information**

Description

This block connects components together to distribute power. The H-block connector connects jumpers together at 2-, 3-, and 4-way connection points, or distributes power from a power entry to multiple components. The receptacle-to-receptacle connectors connect 2 junction blocks together. Finish is black. Attachment hardware included. UL 183 listed, CUL Certified.

Notes

Connect™ modular power products are not compatible with electrical components used in Herman Miller systems or desking product lines.

When routing power to an adjacent desk or table, surfaces must be ganged together. Order ganging bracket kit (Y1338.) separately.

Dimensions

**Specification Information**

Step 1.

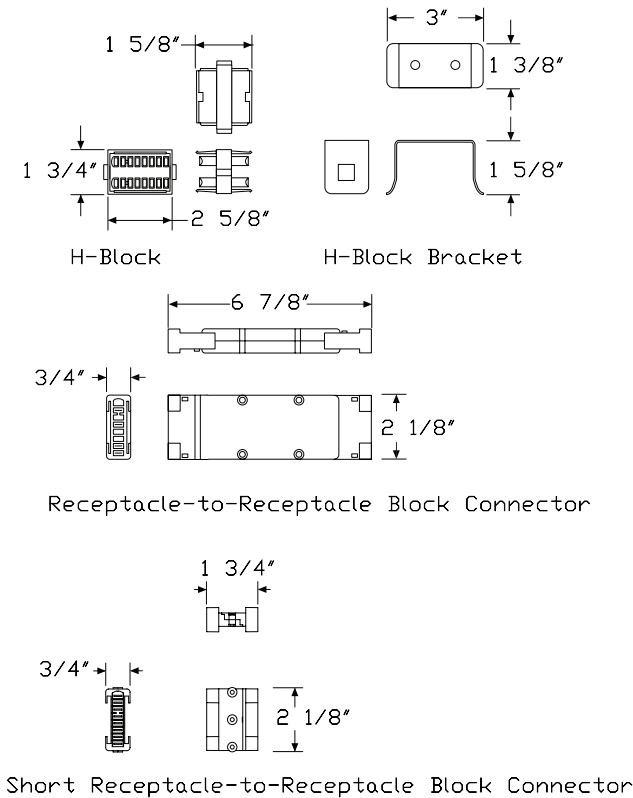
Y1354.

Step 2. Connector Type

|   |   |
|---|---|
| H | H-block connector   |
| S | short receptacle-to-receptacle block connector <span>A</span> |
| R | receptacle-to-receptacle block connector                      |

Prices for Steps 1-2.

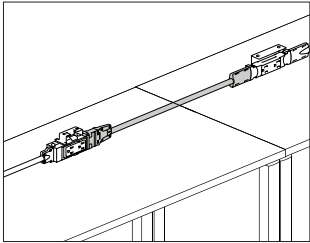
|          |      |
|----------|------|
| Y1354. H | \$66 |
| S        | \$82 |
| R        | \$84 |





Connect™-Transition Jumper, 2- to 4-Circuit

Y1356.



Product Information

Description

This jumper transfers power from a 2-circuit power kit, receptacle, or connector block to a 4-circuit junction block or connector block. 1 conduit clamp included. UL 183 listed, CUL Certified.

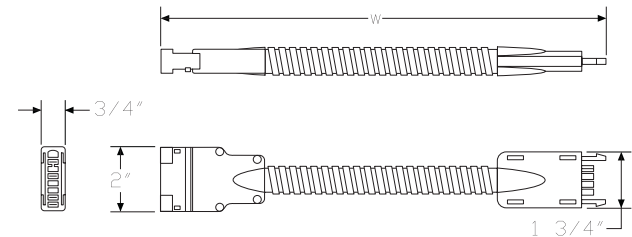
Notes

Connect™ modular power products are not compatible with electrical components used in Herman Miller systems or desking product lines.

When routing power to an adjacent desk or table, surfaces must be ganged together. Order ganging bracket kit (Y1338.) separately.

Finish on 5/8" oval metallic conduit is silver.

Dimensions



Specification Information

Step 1.

Y1356.

Step 2. Width

|    |          |
|----|----------|
| 06 | 6" wide  |
| 24 | 24" wide |
| 36 | 36" wide |
| 48 | 48" wide |
| 72 | 72" wide |
| 96 | 96" wide |

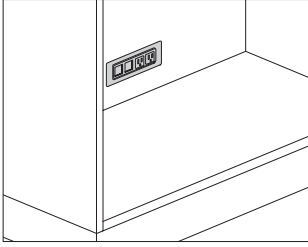
Step 3. Conduit Type

L liquid tight conduit

Prices for Steps 1-3.

|           | L     |
|-----------|-------|
| Y1356. 06 | \$110 |
| 24        | \$133 |
| 36        | \$151 |
| 48        | \$168 |
| 72        | \$198 |
| 96        | \$235 |

# Connect™ - S310 Electrical Unit with Y1329. Connect Modular Connection



## Product Information

### Description

This electrical distributor provides power to a lateral file, low credenza, or storage case with a Connect™ 4-circuit modular connector. It can be top surface mounted flush or vertically mounted in the false back of a cabinet. A voice/data adapter kit is included, allowing the data openings to accept various manufacturers' couplers and jacks. Attachment hardware is included. Product is UL listed.

### Notes

Field cutting of surface may be required. Information on surface cutout size is included on instruction sheet.

Silver option (0I) and white option (0J) have painted metal trim with white plastic simplex/data interiors. Black option (0H) has black painted trim with black plastic simplex/data interior.

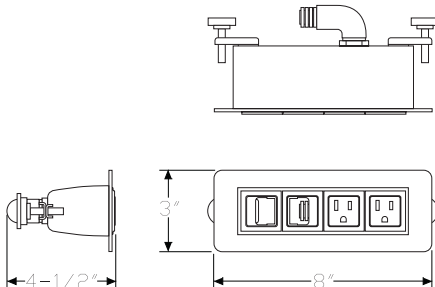
Modular electrical connectors can only connect to Connect 4-circuit modular power system.

Order the following products separately:

- Canvas powered metal low credenza (FMP72A., FMP72K., FMP73A., FMP73K., FMP74A., FMP74K.)
- Canvas powered wood low credenza (FFD73A., FFD73K.)
- Meridian powered storage case (PSC-, PS6-, PSAM-, PSAV-, PSKM-, PSKV-)
- Meridian powered storage lateral file (PS26-, PS2AM, PS2AV, PS2KM, PS2KV)
- Connect - power entry, 4-circuit (Y1351.)
- Connect - junction block to junction block jumper, 4-circuit (Y1353.)
- Connect - block connector, 4-circuit (Y1354.)
- Other Connect 4-circuit modular power components as required

For Canvas powered storage, order Connect - conduit clamp (Y1339.) separately.

## Dimensions



## Specification Information

### Step 1.

Y1329.

### Step 2. Configuration

- |          |  |
|----------|--|
| <b>3</b> | 2 simplex receptacles, 2 data openings |
| <b>8</b> | 3 simplex receptacles, 1 data opening  |

### Step 3. Power Type

- |          |                     |
|----------|---------------------|
| <b>E</b> | 4 circuit circuit 1 |
| <b>F</b> | 4 circuit circuit 2 |
| <b>G</b> | 4 circuit circuit 3 |
| <b>H</b> | 4 circuit circuit 4 |

### Step 4. Cord/Conduit Length

- |           |             |
|-----------|-------------|
| <b>02</b> | 2' conduit  |
| <b>03</b> | 3' conduit  |
| <b>04</b> | 4' conduit  |
| <b>06</b> | 6' conduit  |
| <b>10</b> | 10' conduit |

### Prices for Steps 1-4.

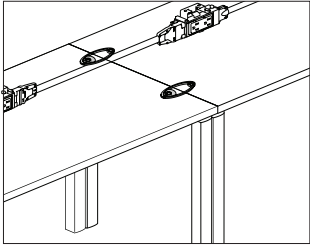
|        |   |   | 02    | 03  | 04  | 06  | 10  |
|--------|---|---|-------|-----|-----|-----|-----|
| Y1329. | 3 | E | \$492 | 509 | 521 | 552 | 612 |
|        |   | F | \$492 | 509 | 521 | 552 | 612 |
|        |   | G | \$492 | 509 | 521 | 552 | 612 |
|        |   | H | \$492 | 509 | 521 | 552 | 612 |
|        | 8 | E | \$515 | 529 | 548 | 574 | 634 |
|        |   | F | \$515 | 529 | 548 | 574 | 634 |
|        |   | G | \$515 | 529 | 548 | 574 | 634 |
|        |   | H | \$515 | 529 | 548 | 574 | 634 |

### Step 5. Finish

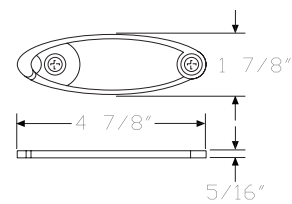
|           |        |      |
|-----------|--------|------|
| <b>0H</b> | black  | +\$0 |
| <b>0I</b> | silver | +\$0 |
| <b>0J</b> | white  | +\$0 |

Connect™-Ganging Bracket Kit

Y1338.

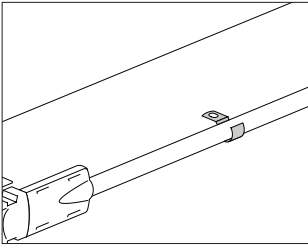


| Product Information  |  | Specification Information |  |
|--|--|---------------------------|--|
| Description  |  | Step 1.                   |  |
| This kit has 2 clips that attach to the underside of 2 adjacent surfaces, ganging them together to provide stability and allowing electrical components to be routed from 1 surface to another. Finish is black. |  | Y1338.                    |  |
| Notes  |  | \$119                     |  |
| Ganging bracket kit should not be used on 18"-deep Everywhere™ tables.   |  |                           |  |
| Dimensions   |  |                           |  |



Connect™-Conduit Clamp

Y1339.

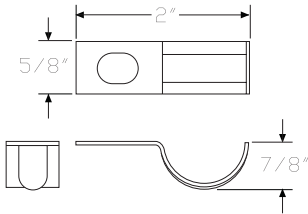


Product Information

Description

This clamp screws to the underside of a surface to support the conduit on electrical components. Finish is silver. Package of 10.

Dimensions



Specification Information

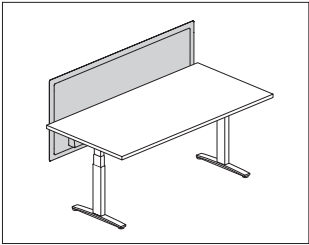
Step 1.

Y1339.

\$19

Pari Screen, Height Adjustable  
Tables

Y1116.



Product Information

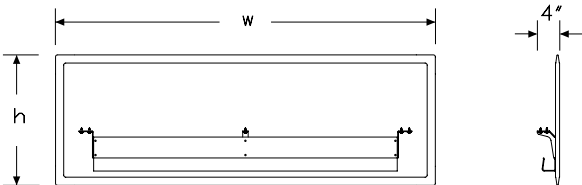
**Description**  
This screen attaches to an individual height adjustable work surface. It has an all-fabric, tackable surface with frameless design, and comes in privacy and modesty sizes. Attachment hardware included.

**Notes**  
Privacy and modesty panel actual width is 2" less than specified width.  
Privacy screen (A) top edge aligns with the 42" high Canvas datum line; bottom edge is 4" below work surface.  
Privacy & modesty screen (B) top edge aligns with the 42" high Canvas datum line; bottom edge is 10" below work surface.  
Privacy screen (C) top edge aligns with the 46" high Canvas datum line; bottom edge is 4" below work surface.  
Privacy & modesty screen (D) top edge aligns with the 46" high Canvas datum line; bottom edge is 10" below work surface.  
Privacy screen (E) top edge aligns with the 53" high Canvas datum line; bottom edge is 4" below work surface.  
Privacy & modesty screen (F) top edge aligns with the 53" high Canvas datum line; bottom edge is 10" below work surface.  
Screens 54" wide and wider include an additional 1"-wide center mounting bracket.  
Recommended mounting creates a 1" gap between back edge of surface and the screen to accommodate cable routing and the attachment or clamp-mounting of other hardware to the surface.  
Optional cable management trough is only available when specifying privacy & modesty height option (B). Trough finish is graphite.  
Attachment brackets are inset from edge of screen by approximately 8" and require 2½" of work surface for attachment.  
Attachment bracket finish is painted graphite.  
Screen accepts Customer's Own Material (COM). Yardage is estimated for nondirectional 54"-wide fabrics.

For vertical fabric direction (T):  
**Height—Yardage**  
A—1.51  
B—1.89  
C—1.76  
D—2.14  
E—2.21  
F—2.58

For horizontal fabric direction (R):  
**Width—Yardage**  
For heights A/B:  
24—0.88  
30—1.07  
36—1.26  
42—1.45  
48—1.64  
54—1.83  
60—2.02  
66—2.21  
72—2.39  
For heights C/D/E/F:  
24—1.76  
30—2.14  
36—2.52  
42—2.90  
48—3.28  
54—3.65  
60—4.03  
66—4.41  
72—4.79  
For information on multiple quantities or directional fabrics, contact COM Department. See Order Information in Appendices.  
MicrobeCare™ is an antimicrobial coating applied to the fabric surface of this product.  
MicrobeCare™ protects products from mold, mildew, algae, and bacteria that cause deterioration, discoloration, odors, and stains.  
MicrobeCare™ is registered with the US Environmental Protection Agency (EPA).

Dimensions



# Pari Screen, Height Adjustable

## Tables *continued*

Thrive™ Screens

| Specification Information  |  |                            |     |      |     |
|--|--|----------------------------|-----|------|-----|
| Step 1.  |  |                            |     |      |     |
| Y1116. <input type="checkbox"/> A  |  |                            |     |      |     |
| Step 2. Height   |  |                            |     |      |     |
| A  | privacy (42" high)                             | <input type="checkbox"/> A |     |      |     |
| B  | privacy & modesty (42" high/10" below surface) | <input type="checkbox"/> A |     |      |     |
| C  | privacy (46" high)                             | <input type="checkbox"/> A |     |      |     |
| D  | privacy & modesty (46" high/10" below surface) | <input type="checkbox"/> A |     |      |     |
| E  | privacy (53" high)                             | <input type="checkbox"/> A |     |      |     |
| F  | privacy & modesty (53" high/10" below surface) | <input type="checkbox"/> A |     |      |     |
| Step 3. Width  |  |                            |     |      |     |
| 24   | 24" wide                                       | <input type="checkbox"/> A |     |      |     |
| 30   | 30" wide                                       | <input type="checkbox"/> A |     |      |     |
| 36   | 36" wide                                       | <input type="checkbox"/> A |     |      |     |
| 42   | 42" wide                                       | <input type="checkbox"/> A |     |      |     |
| 48   | 48" wide                                       | <input type="checkbox"/> A |     |      |     |
| 54   | 54" wide                                       | <input type="checkbox"/> A |     |      |     |
| 60   | 60" wide                                       | <input type="checkbox"/> A |     |      |     |
| 66   | 66" wide                                       | <input type="checkbox"/> A |     |      |     |
| 72   | 72" wide                                       | <input type="checkbox"/> A |     |      |     |
| Step 4. Surface Material   |  |                            |     |      |     |
| For 24" wide (24), 30" wide (30), 36" wide (36), 42" wide (42), or 48" wide (48) |  |                            |     |      |     |
| R  | tackable fabric, horizontal                    | <input type="checkbox"/> A |     |      |     |
| T  | tackable fabric                                | <input type="checkbox"/> A |     |      |     |
| D  | tackable fabric, horizontal with MicrobeCare™  | <input type="checkbox"/> A |     |      |     |
| E  | tackable fabric with MicrobeCare™              | <input type="checkbox"/> A |     |      |     |
| For 54" wide (54), 60" wide (60), 66" wide (66), or 72" wide (72)                |  |                            |     |      |     |
| R  | tackable fabric, horizontal                    | <input type="checkbox"/> A |     |      |     |
| D  | tackable fabric, horizontal with MicrobeCare™  | <input type="checkbox"/> A |     |      |     |
| Prices for Steps 1-4.  |  |                            |     |      |     |
|  |  | R                          | T   | D    | E   |
| Y1116. A   | 24   | \$556                      | 556 | 625  | 625 |
|  | 30   | \$645                      | 645 | 712  | 712 |
|  | 36   | \$670                      | 670 | 738  | 738 |
|  | 42   | \$710                      | 710 | 779  | 779 |
|  | 48   | \$736                      | 736 | 805  | 805 |
|  | 54   | \$808                      | —   | 876  | —   |
|  | 60   | \$868                      | —   | 937  | —   |
|  | 66   | \$927                      | —   | 998  | —   |
|  | 72   | \$979                      | —   | 1046 | —   |

|   |    |        |      |      |      |
|---|----|--------|------|------|------|
| B | 24 | \$671  | 671  | 739  | 739  |
|   | 30 | \$719  | 719  | 786  | 786  |
|   | 36 | \$765  | 765  | 832  | 832  |
|   | 42 | \$808  | 808  | 876  | 876  |
|   | 48 | \$897  | 897  | 965  | 965  |
|   | 54 | \$1009 | —    | 1077 | —    |
|   | 60 | \$1035 | —    | 1103 | —    |
|   | 66 | \$1113 | —    | 1182 | —    |
|   | 72 | \$1141 | —    | 1210 | —    |
| C | 24 | \$632  | 632  | 700  | 700  |
|   | 30 | \$676  | 676  | 744  | 744  |
|   | 36 | \$724  | 724  | 792  | 792  |
|   | 42 | \$768  | 768  | 836  | 836  |
|   | 48 | \$848  | 848  | 915  | 915  |
|   | 54 | \$933  | —    | 1000 | —    |
|   | 60 | \$1039 | —    | 1107 | —    |
|   | 66 | \$1089 | —    | 1157 | —    |
|   | 72 | \$1133 | —    | 1200 | —    |
| D | 24 | \$812  | 812  | 879  | 879  |
|   | 30 | \$855  | 855  | 923  | 923  |
|   | 36 | \$901  | 901  | 969  | 969  |
|   | 42 | \$946  | 946  | 1014 | 1014 |
|   | 48 | \$1017 | 1017 | 1087 | 1087 |
|   | 54 | \$1067 | —    | 1135 | —    |
|   | 60 | \$1130 | —    | 1198 | —    |
|   | 66 | \$1187 | —    | 1255 | —    |
|   | 72 | \$1218 | —    | 1285 | —    |
| E | 24 | \$831  | 831  | 899  | 899  |
|   | 30 | \$876  | 876  | 944  | 944  |
|   | 36 | \$921  | 921  | 988  | 988  |
|   | 42 | \$993  | 993  | 1062 | 1062 |
|   | 48 | \$1022 | 1022 | 1091 | 1091 |
|   | 54 | \$1080 | —    | 1150 | —    |
|   | 60 | \$1102 | —    | 1171 | —    |
|   | 66 | \$1129 | —    | 1197 | —    |
|   | 72 | \$1155 | —    | 1223 | —    |
| F | 24 | \$915  | 915  | 983  | 983  |
|   | 30 | \$959  | 959  | 1028 | 1028 |
|   | 36 | \$1006 | 1006 | 1074 | 1074 |
|   | 42 | \$1051 | 1051 | 1119 | 1119 |
|   | 48 | \$1131 | 1131 | 1199 | 1199 |
|   | 54 | \$1171 | —    | 1238 | —    |
|   | 60 | \$1214 | —    | 1282 | —    |
|   | 66 | \$1313 | —    | 1380 | —    |
|   | 72 | \$1338 | —    | 1406 | —    |

# Pari Screen, Height Adjustable

## Tables *continued*

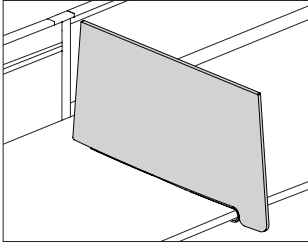
### Step 5. Cable Trough

*For privacy & modesty (42" high/10" below surface) (B), privacy & modesty (46" high/10" below surface) (D), or privacy & modesty (53" high/10" below surface) (F)*

|           |                                       |       |
|-----------|---------------------------------------|-------|
| <b>NC</b> | no cable way <input type="checkbox"/> | +\$0  |
| <b>CW</b> | cable way <input type="checkbox"/>    | +\$25 |

### Step 6. Fabric

|   |        |
|---|--------|
| Price Category 1 <input type="checkbox"/> | +\$0   |
| Price Category 2 <input type="checkbox"/> | +\$23  |
| Price Category 3 <input type="checkbox"/> | +\$49  |
| Price Category 5 <input type="checkbox"/> | +\$162 |
| Price Category B <input type="checkbox"/> | +\$86  |
| Price Category C <input type="checkbox"/> | +\$121 |
| Price Category E <input type="checkbox"/> | +\$182 |



## Product Information

### Description

This side screen has a tackable surface and slips onto the front of most HermanMiller work surfaces to provide visual privacy on tables, benches, and systems product. It attaches without tools and can be secured in place with screws on the underside of the surface. Clamp finish is graphite.

## Notes

Screen height is 13" above work surface.

Screen is not compatible with Layout Studio®.

Screen can be used with work surfaces up to 1 1/4" thick.

Bottom of attachment bracket extends 1½" below work surface.

Screen accepts Customer's Own Material (COM). Yardage is estimated for nondirectional 54"-wide fabrics.

For vertical fabric direction (T):

Height—Yardage

13—0.94

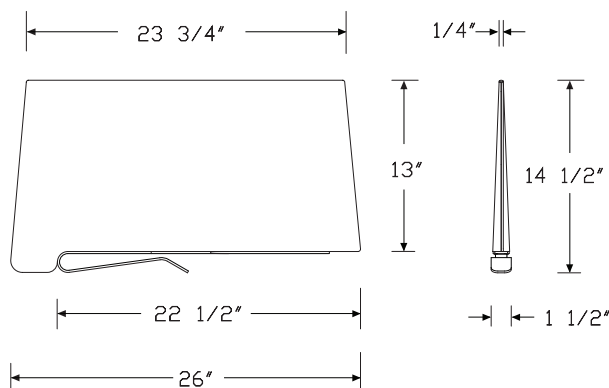
For horizontal fabric direction (R):

Height—Yardage

13—1.00

For information on multiple quantities or directional fabrics, contact COM Department. See Order Information in Appendices.

## Dimensions



## Specification Information

Step 1.

Y1117. A

### Step 2. Height

13 13" high

### Step 3. Surface Material

|   |                             |   |
|---|-----------------------------|---|
| R | tackable fabric, horizontal | A |
|---|-----------------------------|---|

|          |                 |   |
|----------|-----------------|---|
| <b>T</b> | tackable fabric | <span style="border: 1px solid black; padding: 0 5px;">A</span> |
|----------|-----------------|---|

---

Prices for Steps 1-3.

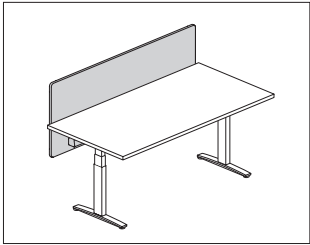
|           | R     | T   |
|-----------|-------|-----|
| Y1117. 13 | \$498 | 498 |

#### Step 4. Fabric

|                  |                                |        |
|------------------|--------------------------------|--------|
| Price Category 1 | <input type="text" value="A"/> | + \$0  |
| Price Category 2 | <input type="text" value="A"/> | + \$13 |
| Price Category 3 | <input type="text" value="A"/> | + \$28 |
| Price Category 5 | <input type="text" value="A"/> | + \$90 |



Surface-Attached Screen, Flat Edge Y1118.



Product Information

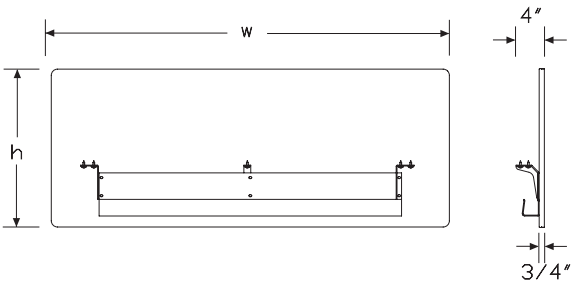
**Description**  
This surface-attached tackable screen attaches to an individual table, desk, or work surface. It has a frameless all-fabric design with a flat edge, and comes in privacy and modesty sizes. Attachment hardware included.

**Notes**  
Privacy and modesty panel actual width is 2" less than specified width.  
Privacy screen (A) top edge is 13" above top of work surface; bottom edge is 3¾" below work surface.  
Privacy & modesty screen (B) top edge is 13" above top of work surface; bottom edge is 10" below work surface.  
Privacy screen (A) top edge aligns with the 42" high Canvas datum line; bottom edge is 4" below work surface.  
Privacy & modesty screen (B) top edge aligns with the 42" high Canvas datum line; bottom edge is 9" below work surface.  
Privacy screen (C) top edge aligns with the 46" high Canvas datum line; bottom edge is 4" below work surface.  
Privacy & modesty screen (D) top edge aligns with the 46" high Canvas datum line; bottom edge is 9" below work surface.  
Privacy screen (E) top edge aligns with the 53" high Canvas datum line; bottom edge is 4" below work surface.  
Privacy & modesty screen (F) top edge aligns with the 53" high Canvas datum line; bottom edge is 9" below work surface.  
Screens 54" wide and wider include an additional 1"-wide center mounting bracket.  
Recommended mounting creates a 1" gap between back edge of surface and the screen to accommodate cable routing and the attachment or clamp-mounting of other hardware to the surface.  
Optional cable management trough is only available when specifying privacy & modesty height option (B). Trough finish is graphite.  
Attachment brackets are inset from edge of screen by approximately 8" and require 2½" of work surface for attachment.  
Attachment bracket finish is painted graphite.  
Screen accepts Customer's Own Material (COM). Yardage is estimated for nondirectional 54"-wide fabrics.

For vertical fabric direction (T):  
**Height—Yardage**  
A—1.51  
B—1.89  
C—1.76  
D—2.14  
E—2.21  
F—2.58

For horizontal fabric direction (R):  
**Width—Yardage**  
For heights A/B:  
24—0.88  
30—1.07  
36—1.26  
42—1.45  
48—1.64  
54—1.83  
60—2.02  
66—2.21  
72—2.39  
For heights C/D/E/F:  
24—1.76  
30—2.14  
36—2.52  
42—2.90  
48—3.28  
54—3.65  
60—4.03  
66—4.41  
72—4.79  
For information on multiple quantities or directional fabrics, contact COM Department. See Order Information in Appendices.  
MicrobeCare™ is an antimicrobial coating applied to the fabric surface of this product.  
MicrobeCare™ protects products from mold, mildew, algae, and bacteria that cause deterioration, discoloration, odors, and stains.  
MicrobeCare™ is registered with the US Environmental Protection Agency (EPA).

Dimensions



# Surface-Attached Screen, Flat Edge

continued

Thrive™ Screens

| Specification Information  |  |                            |     |     |     |
|--|--|----------------------------|-----|-----|-----|
| Step 1.  |  |                            |     |     |     |
| Y1118. <input type="checkbox"/> A  |  |                            |     |     |     |
| Step 2. Height   |  |                            |     |     |     |
| A  | privacy (42" high)                             | <input type="checkbox"/> A |     |     |     |
| B  | privacy & modesty (42" high/ 9" below surface) | <input type="checkbox"/> A |     |     |     |
| C  | privacy (46" high)                             | <input type="checkbox"/> A |     |     |     |
| D  | privacy & modesty (46" high/ 9" below surface) | <input type="checkbox"/> A |     |     |     |
| E  | privacy (53" high)                             | <input type="checkbox"/> A |     |     |     |
| F  | privacy & modesty (53" high/ 9" below surface) | <input type="checkbox"/> A |     |     |     |
| Step 3. Width  |  |                            |     |     |     |
| 24   | 24" wide                                       | <input type="checkbox"/> A |     |     |     |
| 30   | 30" wide                                       | <input type="checkbox"/> A |     |     |     |
| 36   | 36" wide                                       | <input type="checkbox"/> A |     |     |     |
| 42   | 42" wide                                       | <input type="checkbox"/> A |     |     |     |
| 48   | 48" wide                                       | <input type="checkbox"/> A |     |     |     |
| 54   | 54" wide                                       | <input type="checkbox"/> A |     |     |     |
| 60   | 60" wide                                       | <input type="checkbox"/> A |     |     |     |
| 66   | 66" wide                                       | <input type="checkbox"/> A |     |     |     |
| 72   | 72" wide                                       | <input type="checkbox"/> A |     |     |     |
| Step 4. Surface Material   |  |                            |     |     |     |
| For 24" wide (24), 30" wide (30), 36" wide (36), 42" wide (42), or 48" wide (48) |  |                            |     |     |     |
| R  | tackable fabric, horizontal                    | <input type="checkbox"/> A |     |     |     |
| T  | tackable fabric                                | <input type="checkbox"/> A |     |     |     |
| D  | tackable fabric, horizontal with MicrobeCare™  | <input type="checkbox"/> A |     |     |     |
| E  | tackable fabric with MicrobeCare™              | <input type="checkbox"/> A |     |     |     |
| For 54" wide (54), 60" wide (60), 66" wide (66), or 72" wide (72)                |  |                            |     |     |     |
| R  | tackable fabric, horizontal                    | <input type="checkbox"/> A |     |     |     |
| D  | tackable fabric, horizontal with MicrobeCare™  | <input type="checkbox"/> A |     |     |     |
| Prices for Steps 1-4.  |  |                            |     |     |     |
|  |  | R                          | T   | D   | E   |
| Y1118. A   | 24   | \$387                      | 387 | 455 | 455 |
|  | 30   | \$418                      | 418 | 486 | 486 |
|  | 36   | \$498                      | 498 | 567 | 567 |
|  | 42   | \$536                      | 536 | 604 | 604 |
|  | 48   | \$574                      | 574 | 641 | 641 |
|  | 54   | \$610                      | —   | 677 | —   |
|  | 60   | \$662                      | —   | 730 | —   |
|  | 66   | \$693                      | —   | 761 | —   |
|  | 72   | \$738                      | —   | 806 | —   |

|   |    |        |     |      |     |
|---|----|--------|-----|------|-----|
| B | 24 | \$482  | 482 | 548  | 548 |
|   | 30 | \$519  | 519 | 588  | 588 |
|   | 36 | \$556  | 556 | 625  | 625 |
|   | 42 | \$595  | 595 | 663  | 663 |
|   | 48 | \$626  | 626 | 695  | 695 |
|   | 54 | \$660  | —   | 727  | —   |
|   | 60 | \$682  | —   | 750  | —   |
|   | 66 | \$744  | —   | 813  | —   |
|   | 72 | \$800  | —   | 868  | —   |
| C | 24 | \$483  | 483 | 551  | 551 |
|   | 30 | \$532  | 532 | 600  | 600 |
|   | 36 | \$572  | 572 | 640  | 640 |
|   | 42 | \$630  | 630 | 698  | 698 |
|   | 48 | \$706  | 706 | 773  | 773 |
|   | 54 | \$743  | —   | 812  | —   |
|   | 60 | \$831  | —   | 899  | —   |
|   | 66 | \$874  | —   | 941  | —   |
|   | 72 | \$937  | —   | 1005 | —   |
| D | 24 | \$606  | 606 | 675  | 675 |
|   | 30 | \$676  | 676 | 744  | 744 |
|   | 36 | \$754  | 754 | 821  | 821 |
|   | 42 | \$771  | 771 | 840  | 840 |
|   | 48 | \$803  | 803 | 872  | 872 |
|   | 54 | \$826  | —   | 892  | —   |
|   | 60 | \$914  | —   | 982  | —   |
|   | 66 | \$988  | —   | 1057 | —   |
|   | 72 | \$1029 | —   | 1097 | —   |
| E | 24 | \$658  | 658 | 725  | 725 |
|   | 30 | \$667  | 667 | 735  | 735 |
|   | 36 | \$685  | 685 | 753  | 753 |
|   | 42 | \$805  | 805 | 874  | 874 |
|   | 48 | \$833  | 833 | 902  | 902 |
|   | 54 | \$854  | —   | 922  | —   |
|   | 60 | \$892  | —   | 960  | —   |
|   | 66 | \$973  | —   | 1042 | —   |
|   | 72 | \$1036 | —   | 1104 | —   |
| F | 24 | \$796  | 796 | 864  | 864 |
|   | 30 | \$805  | 805 | 874  | 874 |
|   | 36 | \$819  | 819 | 887  | 887 |
|   | 42 | \$833  | 833 | 902  | 902 |
|   | 48 | \$844  | 844 | 913  | 913 |
|   | 54 | \$855  | —   | 923  | —   |
|   | 60 | \$946  | —   | 1014 | —   |
|   | 66 | \$994  | —   | 1063 | —   |
|   | 72 | \$1201 | —   | 1269 | —   |

## Surface-Attached Screen, Flat Edge

*continued*

### Step 5. Cable Trough

*For privacy & modesty (42" high/ 9" below surface) (B), privacy & modesty (46" high/ 9" below surface) (D), or privacy & modesty (53" high/ 9" below surface) (F)*

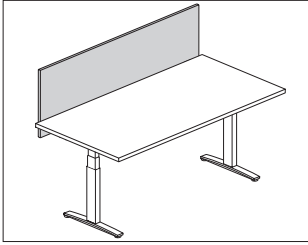
|           |                                       |       |
|-----------|---------------------------------------|-------|
| <b>NC</b> | no cable way <input type="checkbox"/> | +\$0  |
| <b>CW</b> | cable way <input type="checkbox"/>    | +\$25 |

### Step 6. Fabric

|   |        |
|---|--------|
| Price Category 1 <input type="checkbox"/> | +\$0   |
| Price Category 2 <input type="checkbox"/> | +\$25  |
| Price Category 3 <input type="checkbox"/> | +\$59  |
| Price Category 5 <input type="checkbox"/> | +\$146 |
| Price Category B <input type="checkbox"/> | +\$97  |
| Price Category C <input type="checkbox"/> | +\$133 |
| Price Category E <input type="checkbox"/> | +\$182 |

*For tackable fabric, horizontal (R) or tackable fabric, horizontal with MicrobeCare™ (D)*

|   |        |
|---|--------|
| Price Category 1 <input type="checkbox"/> | +\$0   |
| Price Category 2 <input type="checkbox"/> | +\$25  |
| Price Category 3 <input type="checkbox"/> | +\$59  |
| Price Category 5 <input type="checkbox"/> | +\$146 |
| Price Category B <input type="checkbox"/> | +\$97  |
| Price Category C <input type="checkbox"/> | +\$133 |



### Product Information

#### Description

This screen attaches to an individual height adjustable work surface. It has a laminate surface with frameless design and comes in privacy and modesty sizes. Attachment hardware included.

#### Notes

Privacy and modesty panel actual width is 2" less than specified width.

Privacy screen (13A) top edge aligns with the 42"-high Canvas datum line; bottom edge is 4" below work surface.

Privacy & modesty screen (13B) top edge aligns with the 42"-high Canvas datum line; bottom edge is 11 1/8" below work surface.

Screens 54" wide and wider include an additional 1"-wide center mounting bracket.

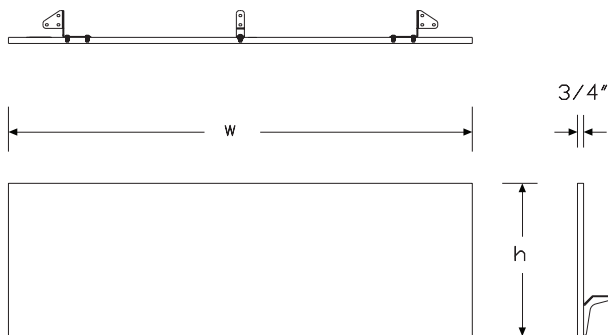
Recommended mounting creates a 1" gap between back edge of surface and the screen to accommodate cable routing and the attachment or clamp-mounting of other hardware to the surface.

Optional cable management trough is only available when specifying privacy & modesty height option (13B). Trough finish is graphite.

Attachment brackets are inset from edge of screen by approximately 8" and require 2 1/2" of work surface for attachment.

Attachment bracket finish is painted graphite.

#### Dimensions



### Specification Information

#### Step 1.

Y1120.

#### Step 2. Height

**13A** privacy (13 1/2" above worksurface)

**13B** privacy & modesty (13 1/2" above worksurface/11 1/8" below worksurface)

#### Step 3. Width

|           |          |
|-----------|----------|
| <b>24</b> | 24" wide |
| <b>30</b> | 30" wide |
| <b>36</b> | 36" wide |
| <b>42</b> | 42" wide |
| <b>48</b> | 48" wide |
| <b>54</b> | 54" wide |
| <b>60</b> | 60" wide |
| <b>66</b> | 66" wide |
| <b>72</b> | 72" wide |

#### Step 4. Surface Material

**L** thermally-fused laminate

**U** thermally-fused laminate/universal edge

#### Prices for Steps 1-4.

|                   |           |  | <b>L</b> | <b>U</b> |
|-------------------|-----------|--|----------|----------|
| <b>Y1120. 13A</b> | <b>24</b> |  | \$264    | 264      |
|                   | <b>30</b> |  | \$281    | 281      |
|                   | <b>36</b> |  | \$295    | 295      |
|                   | <b>42</b> |  | \$309    | 309      |
|                   | <b>48</b> |  | \$324    | 324      |
|                   | <b>54</b> |  | \$337    | 337      |
|                   | <b>60</b> |  | \$348    | 348      |
|                   | <b>66</b> |  | \$359    | 359      |
|                   | <b>72</b> |  | \$373    | 373      |
| <b>13B</b>        | <b>24</b> |  | \$326    | 326      |
|                   | <b>30</b> |  | \$343    | 343      |
|                   | <b>36</b> |  | \$361    | 361      |
|                   | <b>42</b> |  | \$380    | 380      |
|                   | <b>48</b> |  | \$398    | 398      |
|                   | <b>54</b> |  | \$412    | 412      |
|                   | <b>60</b> |  | \$430    | 430      |
|                   | <b>66</b> |  | \$442    | 442      |
|                   | <b>72</b> |  | \$457    | 457      |

# Laminate Screen, Surface Attached

continued

## Step 5. Grain Direction

For 24" wide (24), 30" wide (30), 36" wide (36), 42" wide (42), 48" wide (48), 54" wide (54), or 60" wide (60)

|            |                  |      |
|------------|------------------|------|
| <b>VTG</b> | vertical grain   | +\$0 |
| <b>HRG</b> | horizontal grain | +\$0 |

For 66" wide (66) or 72" wide (72)

|            |                  |      |
|------------|------------------|------|
| <b>HRG</b> | horizontal grain | +\$0 |
|------------|------------------|------|

## Step 6. Cable Trough

For privacy (13½" above worksurface) (13A)

|           |              |      |
|-----------|--------------|------|
| <b>NC</b> | no cable way | +\$0 |
|-----------|--------------|------|

For privacy & modesty (13½" above worksurface/11⅞" below worksurface) (13B)

|           |              |       |
|-----------|--------------|-------|
| <b>NC</b> | no cable way | +\$0  |
| <b>CW</b> | cable way    | +\$25 |

## Step 7. Surface Finish

|            |                          |      |
|------------|--------------------------|------|
| <b>125</b> | natural maple (CP)       | +\$0 |
| <b>126</b> | natural cherry (CP)      | +\$0 |
| <b>127</b> | walnut (CP)              | +\$0 |
| <b>139</b> | light ash (CP)           | +\$0 |
| <b>140</b> | warm ash (CP)            | +\$0 |
| <b>76</b>  | light brown walnut       | +\$0 |
| <b>8Q</b>  | folkstone grey (CP)      | +\$0 |
| <b>91</b>  | white (CP)               | +\$0 |
| <b>98</b>  | studio white (CP)        | +\$0 |
| <b>CL</b>  | cool grey neutral        | +\$0 |
| <b>HP</b>  | light anigre             | +\$0 |
| <b>LBA</b> | clear on ash (CP)        | +\$0 |
| <b>LBR</b> | phantom ecru             | +\$0 |
| <b>LBS</b> | phantom cocoa            | +\$0 |
| <b>LBU</b> | medium matte walnut (CP) | +\$0 |
| <b>LBV</b> | warm grey teak           | +\$0 |
| <b>LBB</b> | oak on ash (CP)          | +\$0 |
| <b>LBC</b> | walnut on ash (CP)       | +\$0 |
| <b>LBF</b> | neutral twill            | +\$0 |
| <b>LBJ</b> | graphite twill           | +\$0 |
| <b>LBQ</b> | white twill              | +\$0 |
| <b>LU</b>  | soft white               | +\$0 |
| <b>WL</b>  | warm stone (CP)          | +\$0 |
| <b>WN</b>  | warm grey neutral        | +\$0 |

## Step 8. Edge Finish

For thermally-fused laminate (L)

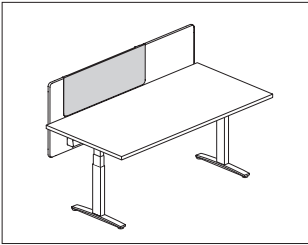
|            |                          |      |
|------------|--------------------------|------|
| <b>125</b> | natural maple (CP)       | +\$0 |
| <b>126</b> | natural cherry (CP)      | +\$0 |
| <b>127</b> | walnut (CP)              | +\$0 |
| <b>139</b> | light ash (CP)           | +\$0 |
| <b>140</b> | warm ash (CP)            | +\$0 |
| <b>UBK</b> | ultra black (CP)         | +\$0 |
| <b>76</b>  | light brown walnut       | +\$0 |
| <b>8Q</b>  | folkstone grey (CP)      | +\$0 |
| <b>91</b>  | white (CP)               | +\$0 |
| <b>98</b>  | studio white (CP)        | +\$0 |
| <b>CL</b>  | cool grey neutral        | +\$0 |
| <b>HF</b>  | inner tone light         | +\$0 |
| <b>HP</b>  | light anigre             | +\$0 |
| <b>LBA</b> | clear on ash (CP)        | +\$0 |
| <b>LBR</b> | phantom ecru             | +\$0 |
| <b>LBS</b> | phantom cocoa            | +\$0 |
| <b>LBU</b> | medium matte walnut (CP) | +\$0 |
| <b>LBV</b> | warm grey teak           | +\$0 |
| <b>LBB</b> | oak on ash (CP)          | +\$0 |
| <b>LBC</b> | walnut on ash (CP)       | +\$0 |
| <b>LBF</b> | neutral twill            | +\$0 |
| <b>LBJ</b> | graphite twill           | +\$0 |
| <b>LBQ</b> | white twill              | +\$0 |
| <b>LU</b>  | soft white               | +\$0 |
| <b>WL</b>  | warm stone (CP)          | +\$0 |
| <b>WN</b>  | warm grey neutral        | +\$0 |

For thermally-fused laminate/universal edge (U)

|            |              |       |
|------------|--------------|-------|
| <b>PLY</b> | plywood edge | +\$50 |
|------------|--------------|-------|

Metal Marker Board, Fabric Screen  
Attached

Y1123.



Product Information

Description

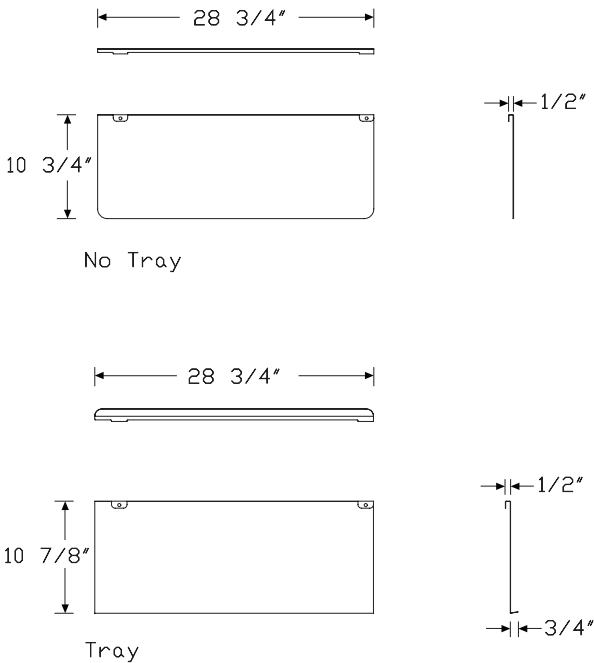
This magnetic metal board overlays an existing Pari™ or flat-edge fabric screen. It has a frameless, all-metal design with a straight edge. It accepts magnets and can be dry-erase marker writable when specified as a marker board.

Notes

Order Pari or flat edge profile fabric screen separately.  
Metal board hangs on top edge of Pari or flat edge fabric screen.  
When specifying marker board (Y1123.M) option, the marker board is an included applique magnetically applied in the field.  
Board with tray (Y1123.xxxxxT) option comes with an angled 3/4" lip at bottom of board.  
For optimal use, pair with dark fabric screens.  
Order the following accessories separately:

- Magnetic document clip (YT400.)
- Magnetic name tag (YT410.05M)
- Pari screen, height adjustable table (Y1116.)
- Surface attached screen, flat edge (Y1118.)

Dimensions



Specification Information

Step 1.

Y1123. ☐ A

Step 2. Type

P painted metal ☐ A  
M marker board ☐ A

Step 3. Height

11 11" high ☐ A

Step 4. Width

24 24" wide ☐ A  
30 30" wide ☐ A

Step 5. Tray

N no tray ☐ A  
T tray ☐ A

Prices for Steps 1-5.

|          |      | 24N   | 24T | 30N | 30T |
|----------|------|-------|-----|-----|-----|
| Y1123. P | 11   | \$176 | 176 | 188 | 188 |
|          | M 11 | \$246 | 246 | 273 | 273 |

Step 6. Finish

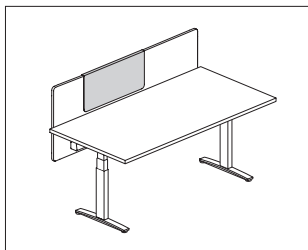
Metallic Paint

|     |   |       |
|-----|---|-------|
| 611 | beige mist metallic (CP) <input type="checkbox"/> A | +\$0  |
| 613 | silver (CP) <input type="checkbox"/> A              | +\$0  |
| SNB | satin bronze <input type="checkbox"/> A             | +\$10 |

Sand Texture Paint

|     |   |      |
|-----|---|------|
| 91  | white (CP) <input type="checkbox"/> A       | +\$0 |
| G1  | graphite (CP) <input type="checkbox"/> A    | +\$0 |
| UBK | ultra black (CP) <input type="checkbox"/> A | +\$0 |

# Metal Marker Board, Screen Attached Y1124.



## Product Information

### Description

This magnetic metal board overlays an existing laminate, Pari™ fabric, flat-edge fabric, PET, or fabric-wrapped LDF surface-attached screen. It has a frameless, all-metal design with a straight edge. It accepts magnets and can be dry-erase marker writable when specified as a marker board.

### Notes

Order laminate, Pari or flat-edge profile fabric, PET, and fabric-wrapped LDF screens separately.

Metal board hangs on top edge of HermanMiller® laminate screen, Pari or flat-edge fabric screen, PET, and fabric-wrapped LDF screen.

When specifying marker board (Y1124.xM) option, the marker board is an included applique magnetically applied in the field.

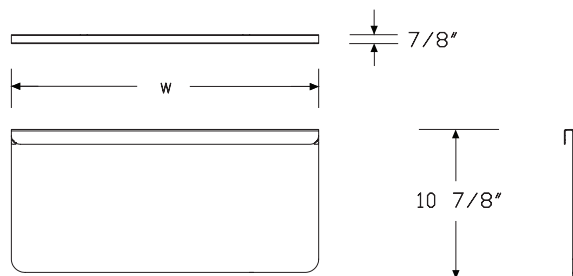
Board with tray (Y1124.FxxxxT) option comes with an angled 3/4" lip at bottom of board.

For optimal use, pair with dark fabric screens.

Order the following accessories separately:

- Magnetic document clip (YT400.)
- Magnetic name tag (YT410.05M)
- Pari screen, height adjustable table (Y1116.)
- Surface attached screen, flat edge (Y1118.)
- Laminate screen, surface attached (Y1120.)

### Dimensions



## Specification Information

### Step 1.

Y1124.

### Step 2. Screen Attachment Type

D thin profile fabric screen

L laminate

E PET

F fabric

### Step 3. Surface Finish

P painted metal

M marker board

### Step 4. Height

11 11" high

### Step 5. Width

24 24" wide

30 30" wide

### Step 6. Tray

For thin profile fabric screen (D), laminate (L), or PET (E)

N no tray

For fabric (F)

N no tray

T tray

### Prices for Steps 1-6.

|        |   |   | 1124N | 1124T | 1130N | 1130T |
|--------|---|---|-------|-------|-------|-------|
| Y1124. | D | P | \$176 | —     | 188   | —     |
|        |   | M | \$246 | —     | 273   | —     |
|        | L | P | \$140 | —     | 153   | —     |
|        |   | M | \$246 | —     | 273   | —     |
|        | E | P | \$176 | —     | 188   | —     |
|        |   | M | \$246 | —     | 273   | —     |
|        | F | P | \$176 | 176   | 188   | 188   |
|        |   | M | \$246 | 246   | 273   | 273   |

Metal Marker Board, Screen Attached

continued

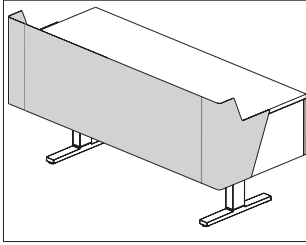
Thrive™ Screens

| Step 7. Finish |   |       |
|----------------|---|-------|
| 611            | beige mist metallic (CP) <input type="checkbox"/> | +\$0  |
| 613            | silver (CP) <input type="checkbox"/>              | +\$0  |
| EH             | metallic bronze <input type="checkbox"/>          | +\$0  |
| SNA            | satin aluminum <input type="checkbox"/>           | +\$10 |
| SNB            | satin bronze <input type="checkbox"/>             | +\$10 |
| SNC            | satin carbon <input type="checkbox"/>             | +\$10 |
| UBK            | ultra black (CP) <input type="checkbox"/>         | +\$0  |
| 8Q             | folkstone grey (CP) <input type="checkbox"/>      | +\$0  |
| 91             | white (CP) <input type="checkbox"/>               | +\$0  |
| 98             | studio white (CP) <input type="checkbox"/>        | +\$0  |
| BK             | black <input type="checkbox"/>                    | +\$0  |
| CL             | cool grey neutral <input type="checkbox"/>        | +\$0  |
| G1             | graphite (CP) <input type="checkbox"/>            | +\$0  |
| WL             | warm stone (CP) <input type="checkbox"/>          | +\$0  |
| WN             | warm grey neutral <input type="checkbox"/>        | +\$0  |



# Vista Privacy + Modesty Screen - Double Sided, Height Adjustable Table

Y1130.



## Product Information

### Description

This sheet metal privacy + modesty screen attaches to a Motia® Vista™ height adjustable table. The screen wraps around both ends of the work surface. Attachment hardware included.

### Notes

Actual screen width is 2" less than specified width.

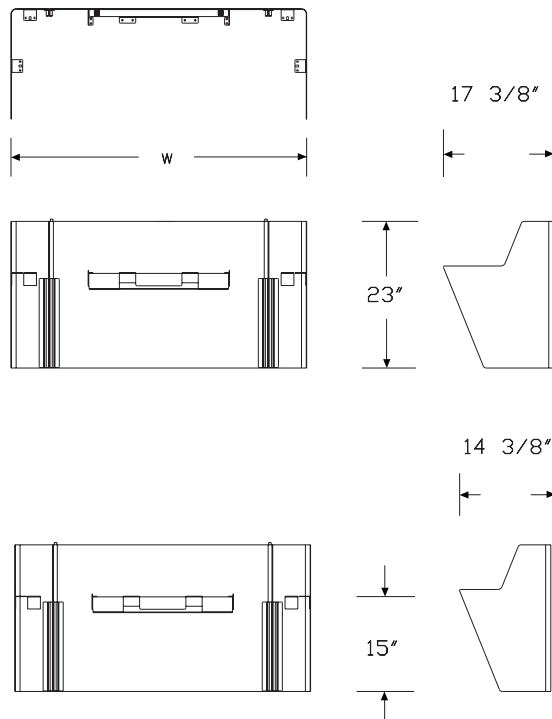
Privacy top edge is 7" above top of work surface at a 36" datum height.

Bottom edge of screen is 15" below top of work surface.

Recommended mounting creates a 1" gap between back edge of surface and the screen to accommodate cable routing and the attachment or clamp-mounting of other hardware to the surface.

There is not enough clearance for an open frame screen (FG345.) to be mounted above the work surface.

## Dimensions



## Specification Information

### Step 1.

Y1130. ☐ A

### Step 2. Height

A36 36" high/15" below work surface ☐ A

### Step 3. Depth

24 24" deep ☐ A

30 30" deep ☐ A

### Step 4. Width

48 48" wide ☐ A

54 54" wide ☐ A

60 60" wide ☐ A

66 66" wide ☐ A

72 72" wide ☐ A

### Prices for Steps 1-4.

|            |    | 48     | 54   | 60   | 66   | 72   |
|------------|----|--------|------|------|------|------|
| Y1130. A36 | 24 | \$1000 | 1040 | 1081 | 1132 | 1196 |
|            | 30 | \$1045 | 1087 | 1129 | 1186 | 1243 |

### Step 5. Screen Finish

#### Smooth Paint

|    |                     |                            |      |
|----|---------------------|----------------------------|------|
| 8Q | folkstone grey (CP) | <input type="checkbox"/> A | +\$0 |
| 91 | white (CP)          | <input type="checkbox"/> A | +\$0 |
| 98 | studio white (CP)   | <input type="checkbox"/> A | +\$0 |
| CL | cool grey neutral   | <input type="checkbox"/> A | +\$0 |
| WL | warm stone (CP)     | <input type="checkbox"/> A | +\$0 |
| WN | warm grey neutral   | <input type="checkbox"/> A | +\$0 |

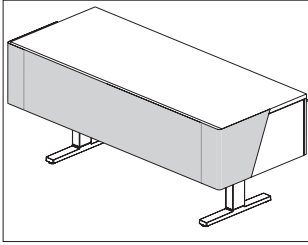
#### Metallic Paint

|     |                          |                            |       |
|-----|--------------------------|----------------------------|-------|
| 611 | beige mist metallic (CP) | <input type="checkbox"/> A | +\$0  |
| 613 | silver (CP)              | <input type="checkbox"/> A | +\$0  |
| SNA | satin aluminum           | <input type="checkbox"/> A | +\$10 |
| SNB | satin bronze             | <input type="checkbox"/> A | +\$10 |
| SNC | satin carbon             | <input type="checkbox"/> A | +\$10 |
| EH  | metallic bronze          | <input type="checkbox"/> A | +\$0  |

#### Sand Texture Paint

|     |                  |                            |      |
|-----|------------------|----------------------------|------|
| UBK | ultra black (CP) | <input type="checkbox"/> A | +\$0 |
| BK  | black            | <input type="checkbox"/> A | +\$0 |
| G1  | graphite (CP)    | <input type="checkbox"/> A | +\$0 |

## Vista Modesty Screen - Double Sided, Y1131. Height Adjustable Table



### Product Information

#### Description

This sheet metal modesty screen attaches to a Motia® Vista™ height adjustable table. The screen wraps around both ends of the work surface. Attachment hardware included.

#### Notes

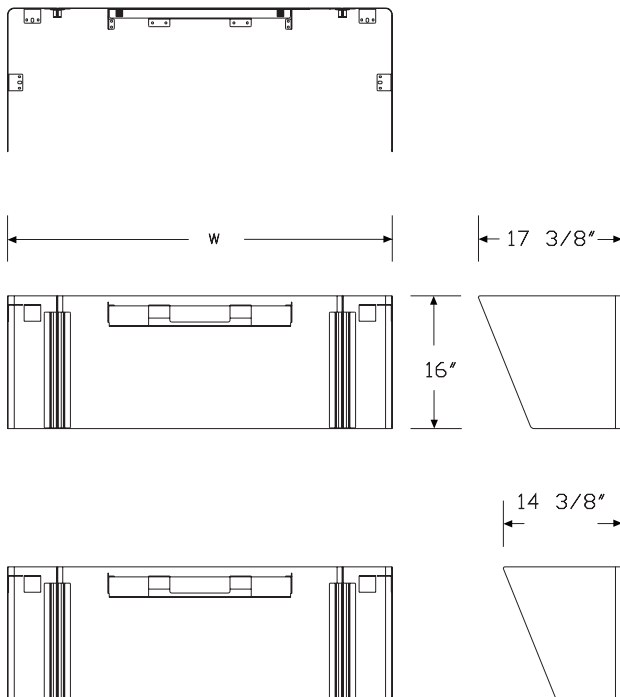
Actual screen width is 2" less than specified width.

Bottom edge of screen is 15" below top of work surface.

Recommended mounting creates a 1" gap between back edge of surface and the screen to accommodate cable routing and the attachment or clamp-mounting of other hardware to the surface.

There is enough clearance for an open frame screen (FG345.) to be mounted above the work surface. Order separately.

### Dimensions



### Specification Information

#### Step 1.

Y1131. ☐

#### Step 2. Depth

24 24" deep ☐

30 30" deep ☐

#### Step 3. Width

48 48" wide ☐

54 54" wide ☐

60 60" wide ☐

66 66" wide ☐

72 72" wide ☐

#### Prices for Steps 1-3.

|        |    | 48    | 54  | 60  | 66  | 72   |
|--------|----|-------|-----|-----|-----|------|
| Y1131. | 24 | \$814 | 833 | 850 | 927 | 1004 |
|        | 30 | \$842 | 860 | 876 | 953 | 1033 |

#### Step 4. Screen Finish

##### Smooth Paint

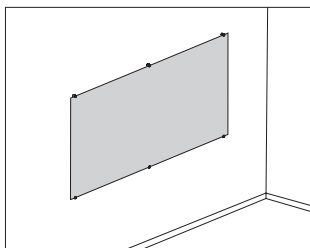
|    |                     |                          |      |
|----|---------------------|--------------------------|------|
| 8Q | folkstone grey (CP) | <input type="checkbox"/> | +\$0 |
| 91 | white (CP)          | <input type="checkbox"/> | +\$0 |
| 98 | studio white (CP)   | <input type="checkbox"/> | +\$0 |
| CL | cool grey neutral   | <input type="checkbox"/> | +\$0 |
| WL | warm stone (CP)     | <input type="checkbox"/> | +\$0 |
| WN | warm grey neutral   | <input type="checkbox"/> | +\$0 |

##### Metallic Paint

|     |                          |                          |       |
|-----|--------------------------|--------------------------|-------|
| 611 | beige mist metallic (CP) | <input type="checkbox"/> | +\$0  |
| 613 | silver (CP)              | <input type="checkbox"/> | +\$0  |
| SNA | satin aluminum           | <input type="checkbox"/> | +\$10 |
| SNB | satin bronze             | <input type="checkbox"/> | +\$10 |
| SNC | satin carbon             | <input type="checkbox"/> | +\$10 |
| EH  | metallic bronze          | <input type="checkbox"/> | +\$0  |

##### Sand Texture Paint

|     |                  |                          |      |
|-----|------------------|--------------------------|------|
| UBK | ultra black (CP) | <input type="checkbox"/> | +\$0 |
| BK  | black            | <input type="checkbox"/> | +\$0 |
| G1  | graphite (CP)    | <input type="checkbox"/> | +\$0 |



### Product Information

#### Description

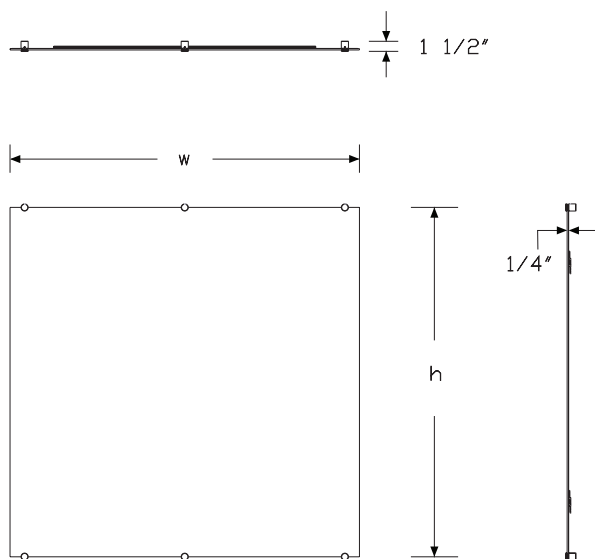
This glass white board is designed to mount to an architectural wall. It provides writable surface that can be magnetic or nonmagnetic.

#### Notes

Attachment hardware not included. Hardware depends on type of wall intended for attachment.

For optimal magnetic performance, use rare earth magnets with glass markerboard.

#### Dimensions



### Specification Information

#### Step 1.

**Y7232.**

#### Step 2. Corner Profile

**S** square corner

#### Step 3. Height

**24** 24" high

**36** 36" high

**48** 48" high

#### Step 4. Width

##### For 24" high (24)

**36** 36" wide

##### For 36" high (36)

**48** 48" wide

##### For 48" high (48)

**48** 48" wide

**60** 60" wide

**72** 72" wide

**96** 96" wide

#### Step 5. Type

**M** magnetic

**N** non-magnetic

#### Prices for Steps 1-5.

|        |             | 36M    | 36N  | 48M    | 48N  | 60M  | 60N  |
|--------|-------------|--------|------|--------|------|------|------|
| Y7232. | <b>S 24</b> | \$1107 | 1032 | —      | —    | —    | —    |
|        | <b>36</b>   | —      | —    | \$2280 | 2122 | —    | —    |
|        | <b>48</b>   | —      | —    | \$3276 | 3045 | 4129 | 3840 |

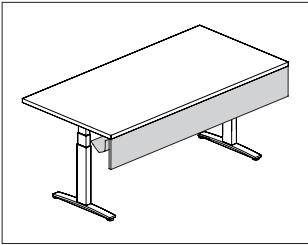
|        |             | 72M    | 72N  | 96M  | 96N  |
|--------|-------------|--------|------|------|------|
| Y7232. | <b>S 48</b> | \$4984 | 4634 | 6618 | 6158 |

#### Step 6. Attachment Method

|          |                     |      |
|----------|---------------------|------|
| <b>1</b> | edge grip clip      | +\$0 |
| <b>2</b> | rear hanger bracket | +\$0 |

Modesty Panel

Y1113.



Product Information

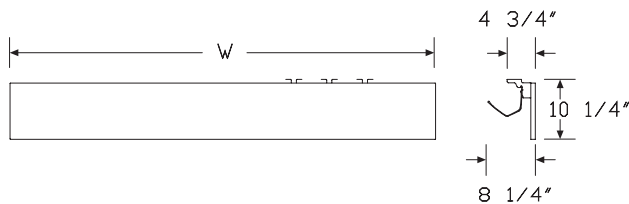
Description

This modesty panel attaches to a table, desk, peninsula, or work surface. It has a solid MDF core with a laminate or veneer surface, aluminum top rail and attachment brackets. Cable trough is optional. Attachment hardware included.

Notes

- Specify modesty panel to be equal to surface width, or 6" less than surface width of a height adjustable table.
- Modesty panel dimension is approximately 10" high with width specified in step 1. Actual width 1/4" less than specified value.
- Modesty panel is field installed.
- Brackets are located to work with Connect™ 2-circuit power system.
- Modesty panel (Y1113.) may impede ideal folding functionality of flip top table (DT5Ax.). For use with flip top table, modesty panel (Y1114.) is recommended. It comes only with a fabric surface.

Dimensions



Specification Information

Step 1.

Y1113.

Step 2. Width

|    |          |
|----|----------|
| 24 | 24" wide |
| 30 | 30" wide |
| 36 | 36" wide |
| 42 | 42" wide |
| 48 | 48" wide |
| 54 | 54" wide |
| 60 | 60" wide |
| 66 | 66" wide |
| 72 | 72" wide |

Step 3. Cable Trough

|   |                            |
|---|----------------------------|
| N | without added cable trough |
| Y | with added cable trough    |

Step 4. Surface Material

|   |   |
|---|---|
| L | thermally-fused laminate top/thermoplastic edge |
| W | veneer top/veneer edge                          |

Prices for Steps 1-4.

|        |    |   | L     | W    |
|--------|----|---|-------|------|
| Y1113. | 24 | N | \$276 | 487  |
|        |    | Y | \$489 | 720  |
|        | 30 | N | \$300 | 545  |
|        |    | Y | \$554 | 824  |
|        | 36 | N | \$327 | 605  |
|        |    | Y | \$601 | 907  |
|        | 42 | N | \$354 | 665  |
|        |    | Y | \$661 | 1002 |
|        | 48 | N | \$380 | 727  |
|        |    | Y | \$721 | 1101 |
|        | 54 | N | \$408 | 787  |
|        |    | Y | \$784 | 1195 |
|        | 60 | N | \$434 | 845  |
|        |    | Y | \$845 | 1290 |
|        | 66 | N | \$434 | 904  |
|        |    | Y | \$906 | 1386 |
|        | 72 | N | \$469 | 964  |
|        |    | Y | \$965 | 1481 |

## Step 5. Finish

*For thermally-fused laminate top/thermoplastic edge (L)*

|            |                          |      |
|------------|--------------------------|------|
| <b>125</b> | natural maple (CP)       | +\$0 |
| <b>126</b> | natural cherry (CP)      | +\$0 |
| <b>127</b> | walnut (CP)              | +\$0 |
| <b>139</b> | light ash (CP)           | +\$0 |
| <b>140</b> | warm ash (CP)            | +\$0 |
| <b>76</b>  | light brown walnut       | +\$0 |
| <b>8Q</b>  | folkstone grey (CP)      | +\$0 |
| <b>91</b>  | white (CP)               | +\$0 |
| <b>98</b>  | studio white (CP)        | +\$0 |
| <b>CL</b>  | cool grey neutral        | +\$0 |
| <b>G1</b>  | graphite (CP)            | +\$0 |
| <b>HP</b>  | light anigre             | +\$0 |
| <b>LBA</b> | clear on ash (CP)        | +\$0 |
| <b>LBB</b> | oak on ash (CP)          | +\$0 |
| <b>LBC</b> | walnut on ash (CP)       | +\$0 |
| <b>LBF</b> | neutral twill            | +\$0 |
| <b>LBJ</b> | graphite twill           | +\$0 |
| <b>LBQ</b> | white twill              | +\$0 |
| <b>LBR</b> | phantom ecru             | +\$0 |
| <b>LBS</b> | phantom cocoa            | +\$0 |
| <b>LBU</b> | medium matte walnut (CP) | +\$0 |
| <b>LBV</b> | warm grey teak           | +\$0 |
| <b>LU</b>  | soft white               | +\$0 |
| <b>WL</b>  | warm stone (CP)          | +\$0 |
| <b>WN</b>  | warm grey neutral        | +\$0 |

*For veneer top/veneer edge (W)*

|           |                    |      |
|-----------|--------------------|------|
| <b>2U</b> | light brown walnut | +\$0 |
| <b>40</b> | dark brown walnut  | +\$0 |
| <b>UL</b> | natural maple      | +\$0 |

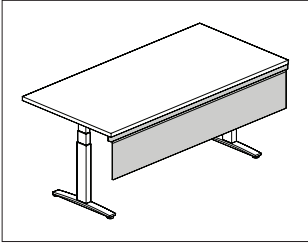
## Step 6. Edge Finish

*For thermally-fused laminate top/thermoplastic edge (L)*

|            |                          |      |
|------------|--------------------------|------|
| <b>125</b> | natural maple (CP)       | +\$0 |
| <b>126</b> | natural cherry (CP)      | +\$0 |
| <b>127</b> | walnut (CP)              | +\$0 |
| <b>139</b> | light ash (CP)           | +\$0 |
| <b>140</b> | warm ash (CP)            | +\$0 |
| <b>76</b>  | light brown walnut       | +\$0 |
| <b>8Q</b>  | folkstone grey (CP)      | +\$0 |
| <b>91</b>  | white (CP)               | +\$0 |
| <b>98</b>  | studio white (CP)        | +\$0 |
| <b>CL</b>  | cool grey neutral        | +\$0 |
| <b>G1</b>  | graphite (CP)            | +\$0 |
| <b>HF</b>  | inner tone light         | +\$0 |
| <b>HP</b>  | light anigre             | +\$0 |
| <b>LBA</b> | clear on ash (CP)        | +\$0 |
| <b>LBB</b> | oak on ash (CP)          | +\$0 |
| <b>LBC</b> | walnut on ash (CP)       | +\$0 |
| <b>LBF</b> | neutral twill            | +\$0 |
| <b>LBJ</b> | graphite twill           | +\$0 |
| <b>LBQ</b> | white twill              | +\$0 |
| <b>LBR</b> | phantom ecru             | +\$0 |
| <b>LBS</b> | phantom cocoa            | +\$0 |
| <b>LBU</b> | medium matte walnut (CP) | +\$0 |
| <b>LBV</b> | warm grey teak           | +\$0 |
| <b>LU</b>  | soft white               | +\$0 |
| <b>UBK</b> | ultra black (CP)         | +\$0 |
| <b>WL</b>  | warm stone (CP)          | +\$0 |
| <b>WN</b>  | warm grey neutral        | +\$0 |

Fabric Modesty Panel

Y1114.



Product Information

**Description**

This modesty panel attaches to a table, desk, peninsula, or work surface. It has a fabric surface with aluminum top rail and attachment brackets. Attachment hardware included.

**Notes**

Specify modesty panel to be equal to surface width, or 6" less than surface width of a height adjustable table.

For use with flip top table (DT5Ax.), modesty panel (Y1114.) is recommended to enable optimal folding functionality of the table.

Dimensions



Specification Information

Step 1.

Y1114. ☐ A

Step 2. Width

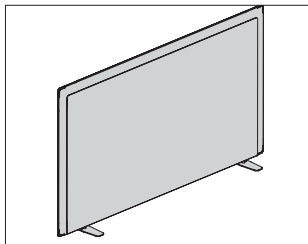
- |    |          |                            |
|----|----------|----------------------------|
| 24 | 24" wide | <input type="checkbox"/> A |
| 30 | 30" wide | <input type="checkbox"/> A |
| 36 | 36" wide | <input type="checkbox"/> A |
| 42 | 42" wide | <input type="checkbox"/> A |
| 48 | 48" wide | <input type="checkbox"/> A |
| 54 | 54" wide | <input type="checkbox"/> A |
| 60 | 60" wide | <input type="checkbox"/> A |
| 66 | 66" wide | <input type="checkbox"/> A |
| 72 | 72" wide | <input type="checkbox"/> A |

Prices for Steps 1-2.

|        |    |       |
|--------|----|-------|
| Y1114. | 24 | \$251 |
|        | 30 | \$274 |
|        | 36 | \$297 |
|        | 42 | \$314 |
|        | 48 | \$334 |
|        | 54 | \$375 |
|        | 60 | \$395 |
|        | 66 | \$417 |
|        | 72 | \$433 |

Step 3. Fabric

Price Category 4 +\$28



### Product Information

#### Description

This movable, tackable screen sits on top of work surfaces to extend the overall height and provide boundary and privacy on tables, benches and systems products. It has a frameless all-fabric design and is freestanding. Base finish available in folkstone grey or black.

#### Notes

Datum heights reflect placement on 29"-high fixed-height work surface and align with Canvas datum lines. Screen can be used on fixed, level work surface.

Specify width of screen to match width of work surface.

Screen heights are nominal. Actual screen heights are: 12½" (14), 16½" (18), and 23½" (25).

Screen accepts Customer's Own Material (COM). Yardage is estimated for directional, 54" wide fabrics.

For vertical fabric direction (T, E):

Height—Yardage

14—1.17

18—1.42

25—1.83

For horizontal fabric direction (R, D):

Width—Yardage

42—1.51

48—1.70

54—1.89

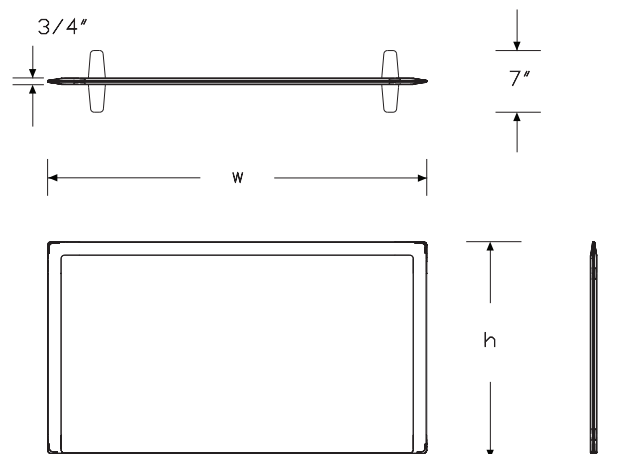
60—2.08

66—2.27

72—2.46

For information on multiple quantities or directional fabrics, contact COM Department. See Order Information in appendices.

### Dimensions



Thrive™ Screens

| Specification Information   |   |       |        |     |      |
|---|---|-------|--------|-----|------|
| Step 1.   |   |       |        |     |      |
| Y1141.  |   |       |        |     |      |
| Step 2. Height  |   |       |        |     |      |
| 14  | 14" high (to reach 42" datum)                 |       |        |     |      |
| 18  | 18" high (to reach 46" datum)                 |       |        |     |      |
| 25  | 25" high (to reach 53" datum)                 |       |        |     |      |
| Step 3. Width   |   |       |        |     |      |
| 42  | 42" wide                                      |       |        |     |      |
| 48  | 48" wide                                      |       |        |     |      |
| 54  | 54" wide                                      |       |        |     |      |
| 60  | 60" wide                                      |       |        |     |      |
| 66  | 66" wide                                      |       |        |     |      |
| 72  | 72" wide                                      |       |        |     |      |
| Step 4. Surface Material  |   |       |        |     |      |
| For 42" wide (42) or 48" wide (48)                                |   |       |        |     |      |
| D   | tackable fabric, horizontal with MicrobeCare™ |       |        |     |      |
| E   | tackable fabric with MicrobeCare™             |       |        |     |      |
| R   | tackable fabric, horizontal                   |       |        |     |      |
| T   | tackable fabric                               |       |        |     |      |
| For 54" wide (54), 60" wide (60), 66" wide (66), or 72" wide (72) |   |       |        |     |      |
| D   | tackable fabric, horizontal with MicrobeCare™ |       |        |     |      |
| R   | tackable fabric, horizontal                   |       |        |     |      |
| Prices for Steps 1-4.   |   |       |        |     |      |
|   |   | D     | E      | R   | T    |
| Y1141. 14   | 42  | \$799 | 799    | 732 | 732  |
|   | 48  | \$824 | 824    | 757 | 757  |
|   | 54  | \$848 | —      | 782 | —    |
|   | 60  | \$874 | —      | 808 | —    |
|   | 66  | \$914 | —      | 846 | —    |
|   | 72  | \$965 | —      | 898 | —    |
|   | 18  | 42    | \$965  | 965 | 898  |
|   |   | 48    | \$989  | 989 | 923  |
|   |   | 54    | \$1015 | —   | 949  |
|   |   | 60    | \$1042 | —   | 975  |
|   |   | 66    | \$1079 | —   | 1012 |
|   |   | 72    | \$1129 | —   | 1061 |

|    |    |        |      |      |      |
|----|----|--------|------|------|------|
| 25 | 42 | \$1096 | 1096 | 1030 | 1030 |
|    | 48 | \$1121 | 1121 | 1055 | 1055 |
|    | 54 | \$1148 | —    | 1081 | —    |
|    | 60 | \$1174 | —    | 1107 | —    |
|    | 66 | \$1211 | —    | 1144 | —    |
|    | 72 | \$1261 | —    | 1195 | —    |

|                     |                     |  |      |
|---------------------|---------------------|--|------|
| Step 5. Base Finish |                     |  |      |
| 8Q                  | folkstone grey (CP) |  | +\$0 |
| BK                  | black               |  | +\$0 |
| UBK                 | ultra black (CP)    |  | +\$0 |

|  |  |  |        |
|--|--|--|--------|
| Step 6. Fabric   |  |  |        |
| <i>For 14" high (to reach 42" datum) (14) with 42" wide (42)</i> |  |  |        |
| Price Category 1   |  |  | +\$0   |
| Price Category 2   |  |  | +\$36  |
| Price Category 3   |  |  | +\$86  |
| Price Category 4   |  |  | +\$155 |
| Price Category 5   |  |  | +\$263 |
| Price Category B   |  |  | +\$149 |
| Price Category C   |  |  | +\$203 |
| Price Category E   |  |  | +\$305 |

|  |  |  |        |
|--|--|--|--------|
| <i>For 14" high (to reach 42" datum) (14) with 48" wide (48)</i> |  |  |        |
| Price Category 1   |  |  | +\$0   |
| Price Category 2   |  |  | +\$41  |
| Price Category 3   |  |  | +\$98  |
| Price Category 4   |  |  | +\$174 |
| Price Category 5   |  |  | +\$296 |
| Price Category B   |  |  | +\$169 |
| Price Category C   |  |  | +\$228 |
| Price Category E   |  |  | +\$344 |

|  |  |  |        |
|--|--|--|--------|
| <i>For 18" high (to reach 46" datum) (18) or 25" high (to reach 53" datum) (25) with 42" wide (42)</i> |  |  |        |
| Price Category 1   |  |  | +\$0   |
| Price Category 2   |  |  | +\$36  |
| Price Category 3   |  |  | +\$86  |
| Price Category 4   |  |  | +\$155 |
| Price Category 5   |  |  | +\$263 |
| Price Category B   |  |  | +\$149 |
| Price Category C   |  |  | +\$203 |
| Price Category E   |  |  | +\$305 |



|  |        |
|--|--------|
| <i>For 18" high (to reach 46" datum) (18) or 25" high (to reach 53" datum) (25) with 48" wide (48)</i> |        |
| Price Category 1   | +\$0   |
| Price Category 2   | +\$41  |
| Price Category 3   | +\$98  |
| Price Category 4   | +\$174 |
| Price Category 5   | +\$296 |
| Price Category B   | +\$169 |
| Price Category C   | +\$228 |
| Price Category E   | +\$344 |

|  |        |
|--|--------|
| <i>For 14" high (to reach 42" datum) (14) with 54" wide (54)</i> |        |
| Price Category 1   | +\$0   |
| Price Category 2   | +\$48  |
| Price Category 3   | +\$115 |
| Price Category 4   | +\$204 |
| Price Category 5   | +\$347 |
| Price Category B   | +\$197 |
| Price Category C   | +\$266 |
| Price Category E   | +\$403 |

|  |        |
|--|--------|
| <i>For 14" high (to reach 42" datum) (14) with 60" wide (60)</i> |        |
| Price Category 1   | +\$0   |
| Price Category 2   | +\$52  |
| Price Category 3   | +\$126 |
| Price Category 4   | +\$224 |
| Price Category 5   | +\$382 |
| Price Category B   | +\$217 |
| Price Category C   | +\$294 |
| Price Category E   | +\$444 |

|  |        |
|--|--------|
| <i>For 14" high (to reach 42" datum) (14) with 66" wide (66)</i> |        |
| Price Category 1   | +\$0   |
| Price Category 2   | +\$56  |
| Price Category 3   | +\$138 |
| Price Category 4   | +\$245 |
| Price Category 5   | +\$418 |
| Price Category B   | +\$236 |
| Price Category C   | +\$320 |
| Price Category E   | +\$484 |

|  |        |
|--|--------|
| <i>For 14" high (to reach 42" datum) (14) with 72" wide (72)</i> |        |
| Price Category 1   | +\$0   |
| Price Category 2   | +\$61  |
| Price Category 3   | +\$149 |
| Price Category 4   | +\$265 |
| Price Category 5   | +\$451 |
| Price Category B   | +\$256 |
| Price Category C   | +\$347 |
| Price Category E   | +\$523 |

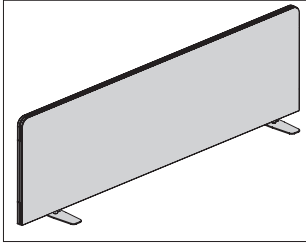
|  |        |
|--|--------|
| <i>For 18" high (to reach 46" datum) (18) or 25" high (to reach 53" datum) (25) with 54" wide (54)</i> |        |
| Price Category 1   | +\$0   |
| Price Category 2   | +\$48  |
| Price Category 3   | +\$115 |
| Price Category 4   | +\$204 |
| Price Category 5   | +\$347 |
| Price Category B   | +\$197 |
| Price Category C   | +\$266 |
| Price Category E   | +\$403 |

|  |        |
|--|--------|
| <i>For 18" high (to reach 46" datum) (18) or 25" high (to reach 53" datum) (25) with 60" wide (60)</i> |        |
| Price Category 1   | +\$0   |
| Price Category 2   | +\$52  |
| Price Category 3   | +\$126 |
| Price Category 4   | +\$224 |
| Price Category 5   | +\$382 |
| Price Category B   | +\$217 |
| Price Category C   | +\$294 |
| Price Category E   | +\$444 |

|  |        |
|--|--------|
| <i>For 18" high (to reach 46" datum) (18) or 25" high (to reach 53" datum) (25) with 66" wide (66)</i> |        |
| Price Category 1   | +\$0   |
| Price Category 2   | +\$56  |
| Price Category 3   | +\$138 |
| Price Category 4   | +\$245 |
| Price Category 5   | +\$418 |
| Price Category B   | +\$236 |
| Price Category C   | +\$320 |
| Price Category E   | +\$484 |

Thrive™ Screens

|   |        |
|---|--------|
| <i>For 18" high (to reach 46" datum) (18) or 25" high (to reach 53" datum) (25)</i> |        |
| <i>with 72" wide (72)</i>   |        |
| Price Category 1  | +\$0   |
| Price Category 2  | +\$61  |
| Price Category 3  | +\$149 |
| Price Category 4  | +\$265 |
| Price Category 5  | +\$451 |
| Price Category B  | +\$256 |
| Price Category C  | +\$347 |
| Price Category E  | +\$523 |



### Product Information

#### Description

This movable, tackable screen sits on top of work surfaces to extend the overall height and provide boundary and privacy on tables, benches and systems products. It has a frameless all-fabric design with a flat edge and is freestanding. Base finish available in folkstone grey or black.

#### Notes

Datum heights reflect placement on 29"-high fixed-height work surface and align with Canvas datum lines. Screen can be used on fixed, level work surface.

Specify width of screen to match width of work surface.

Screen heights are nominal. Actual screen heights are: 12½" (14), 16½" (18), and 23½" (25).

Screen accepts Customer's Own Material (COM). Yardage is estimated for directional, 54" wide fabrics.

For vertical fabric direction (T, E):

Height—Yardage

14—1.17

18—1.42

25—1.83

For horizontal fabric direction (R, D):

Width—Yardage

42—1.51

48—1.70

54—1.89

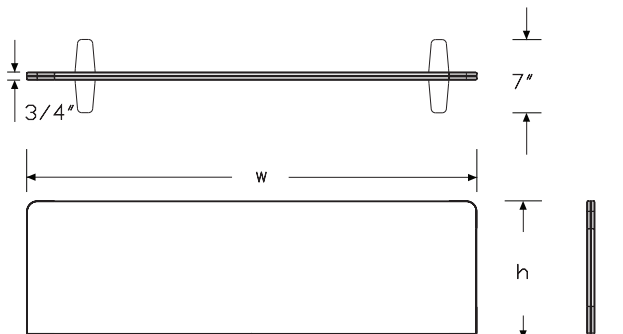
60—2.08

66—2.27

72—2.46

For information on multiple quantities or directional fabrics, contact COM Department. See Order Information in appendices.

### Dimensions



### Specification Information

#### Step 1.

Y1142.

#### Step 2. Height

|    |                               |
|----|-------------------------------|
| 14 | 14" high (to reach 42" datum) |
| 18 | 18" high (to reach 46" datum) |
| 25 | 25" high (to reach 53" datum) |

#### Step 3. Width

|    |          |
|----|----------|
| 42 | 42" wide |
| 48 | 48" wide |
| 54 | 54" wide |
| 60 | 60" wide |
| 66 | 66" wide |
| 72 | 72" wide |

#### Step 4. Surface Material

##### For 42" wide (42) or 48" wide (48)

|   |   |
|---|---|
| D | tackable fabric, horizontal with MicrobeCare™ |
| E | tackable fabric with MicrobeCare™             |
| R | tackable fabric, horizontal                   |
| T | tackable fabric                               |

##### For 54" wide (54), 60" wide (60), 66" wide (66), or 72" wide (72)

|   |   |
|---|---|
| D | tackable fabric, horizontal with MicrobeCare™ |
| R | tackable fabric, horizontal                   |

#### Prices for Steps 1-4.

|        |       | D     | E   | R   | T   |
|--------|-------|-------|-----|-----|-----|
| Y1142. | 14 42 | \$629 | 629 | 563 | 563 |
|        | 48    | \$655 | 655 | 589 | 589 |
|        | 54    | \$681 | —   | 614 | —   |
|        | 60    | \$706 | —   | 639 | —   |
|        | 66    | \$745 | —   | 678 | —   |
|        | 72    | \$797 | —   | 729 | —   |
|        | 18 42 | \$757 | 757 | 690 | 690 |
|        | 48    | \$782 | 782 | 716 | 716 |
|        | 54    | \$808 | —   | 741 | —   |
|        | 60    | \$834 | —   | 767 | —   |
|        | 66    | \$872 | —   | 805 | —   |
|        | 72    | \$923 | —   | 857 | —   |

# OE1 Movable Screen, Flat Edge

continued

Thrive™ Screens

|    |    |        |     |     |     |
|----|----|--------|-----|-----|-----|
| 25 | 42 | \$860  | 860 | 793 | 793 |
| 48 |    | \$884  | 884 | 817 | 817 |
| 54 |    | \$909  | —   | 843 | —   |
| 60 |    | \$935  | —   | 869 | —   |
| 66 |    | \$975  | —   | 907 | —   |
| 72 |    | \$1024 | —   | 958 | —   |

## Step 5. Base Finish

|            |                     |      |
|------------|---------------------|------|
| <b>8Q</b>  | folkstone grey (CP) | +\$0 |
| <b>BK</b>  | black               | +\$0 |
| <b>UBK</b> | ultra black (CP)    | +\$0 |

## Step 6. Fabric

### For 14" high (to reach 42" datum) (14) with 42" wide (42)

|                  |        |
|------------------|--------|
| Price Category 1 | +\$0   |
| Price Category 2 | +\$36  |
| Price Category 3 | +\$86  |
| Price Category 4 | +\$155 |
| Price Category 5 | +\$263 |
| Price Category B | +\$149 |
| Price Category C | +\$203 |
| Price Category E | +\$305 |

### For 14" high (to reach 42" datum) (14) with 48" wide (48)

|                  |        |
|------------------|--------|
| Price Category 1 | +\$0   |
| Price Category 2 | +\$41  |
| Price Category 3 | +\$98  |
| Price Category 4 | +\$174 |
| Price Category 5 | +\$296 |
| Price Category B | +\$169 |
| Price Category C | +\$228 |
| Price Category E | +\$344 |

### For 18" high (to reach 46" datum) (18) or 25" high (to reach 53" datum) (25) with 42" wide (42)

|                  |        |
|------------------|--------|
| Price Category 1 | +\$0   |
| Price Category 2 | +\$36  |
| Price Category 3 | +\$86  |
| Price Category 4 | +\$155 |
| Price Category 5 | +\$263 |
| Price Category B | +\$149 |
| Price Category C | +\$203 |
| Price Category E | +\$305 |

### For 18" high (to reach 46" datum) (18) or 25" high (to reach 53" datum) (25) with 48" wide (48)

|                  |        |
|------------------|--------|
| Price Category 1 | +\$0   |
| Price Category 2 | +\$41  |
| Price Category 3 | +\$98  |
| Price Category 4 | +\$174 |
| Price Category 5 | +\$296 |
| Price Category B | +\$169 |
| Price Category C | +\$228 |
| Price Category E | +\$344 |

### For 14" high (to reach 42" datum) (14) with 54" wide (54)

|                  |        |
|------------------|--------|
| Price Category 1 | +\$0   |
| Price Category 2 | +\$48  |
| Price Category 3 | +\$115 |
| Price Category 4 | +\$204 |
| Price Category 5 | +\$347 |
| Price Category B | +\$197 |
| Price Category C | +\$266 |
| Price Category E | +\$403 |

### For 14" high (to reach 42" datum) (14) with 60" wide (60)

|                  |        |
|------------------|--------|
| Price Category 1 | +\$0   |
| Price Category 2 | +\$52  |
| Price Category 3 | +\$126 |
| Price Category 4 | +\$224 |
| Price Category 5 | +\$382 |
| Price Category B | +\$217 |
| Price Category C | +\$294 |
| Price Category E | +\$444 |

### For 14" high (to reach 42" datum) (14) with 66" wide (66)

|                  |        |
|------------------|--------|
| Price Category 1 | +\$0   |
| Price Category 2 | +\$56  |
| Price Category 3 | +\$138 |
| Price Category 4 | +\$245 |
| Price Category 5 | +\$418 |
| Price Category B | +\$236 |
| Price Category C | +\$320 |
| Price Category E | +\$484 |

# OE1 Movable Screen, Flat Edge

continued

## For 14" high (to reach 42" datum) (14) with 72" wide (72)

|                  |        |
|------------------|--------|
| Price Category 1 | +\$0   |
| Price Category 2 | +\$61  |
| Price Category 3 | +\$149 |
| Price Category 4 | +\$265 |
| Price Category 5 | +\$451 |
| Price Category B | +\$256 |
| Price Category C | +\$347 |
| Price Category E | +\$523 |

## For 18" high (to reach 46" datum) (18) or 25" high (to reach 53" datum) (25) with 54" wide (54)

|                  |        |
|------------------|--------|
| Price Category 1 | +\$0   |
| Price Category 2 | +\$48  |
| Price Category 3 | +\$115 |
| Price Category 4 | +\$204 |
| Price Category 5 | +\$347 |
| Price Category B | +\$197 |
| Price Category C | +\$266 |
| Price Category E | +\$403 |

## For 18" high (to reach 46" datum) (18) or 25" high (to reach 53" datum) (25) with 60" wide (60)

|                  |        |
|------------------|--------|
| Price Category 1 | +\$0   |
| Price Category 2 | +\$52  |
| Price Category 3 | +\$126 |
| Price Category 4 | +\$224 |
| Price Category 5 | +\$382 |
| Price Category B | +\$217 |
| Price Category C | +\$294 |
| Price Category E | +\$444 |

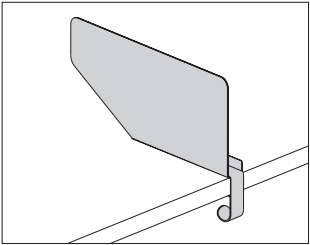
## For 18" high (to reach 46" datum) (18) or 25" high (to reach 53" datum) (25) with 66" wide (66)

|                  |        |
|------------------|--------|
| Price Category 1 | +\$0   |
| Price Category 2 | +\$56  |
| Price Category 3 | +\$138 |
| Price Category 4 | +\$245 |
| Price Category 5 | +\$418 |
| Price Category B | +\$236 |
| Price Category C | +\$320 |
| Price Category E | +\$484 |

## For 18" high (to reach 46" datum) (18) or 25" high (to reach 53" datum) (25) with 72" wide (72)

|                  |        |
|------------------|--------|
| Price Category 1 | +\$0   |
| Price Category 2 | +\$61  |
| Price Category 3 | +\$149 |
| Price Category 4 | +\$265 |
| Price Category 5 | +\$451 |
| Price Category B | +\$256 |
| Price Category C | +\$347 |
| Price Category E | +\$523 |

Thrive™ Screens



Thrive™ Screens

Product Information

Description

This metal screen attaches to the front of a work surface to provide division and boundary between workers. Steel construction allows for attachment of magnets and Ubi name tag. Screen available with liner in choice of colors. Attachment thumb screw included.

Notes

Screen attaches to square edge surfaces with minimum 1" up to 1½" nominal thickness.

Screen height is nominal. Actual screen height is 8.7".

Liner is available on flange side (righthand side when attached to work surface) only.

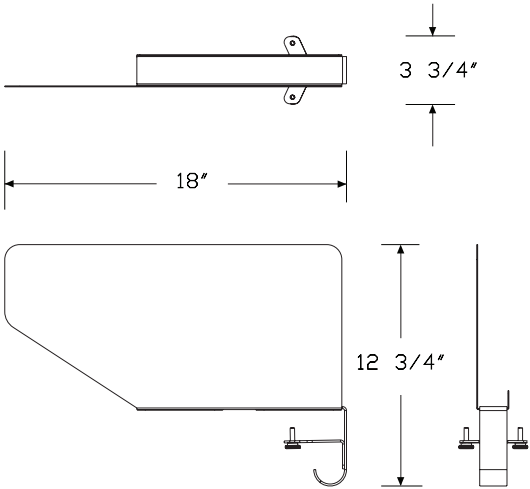
Screen provides boundary on rectangular surface work tables where the legs are positioned under the worksurface by 3½".

Order the following accessories separately:

- Ubi name tag (YT410.)
- Rare earth magnets (Y7234.)

Screen is recommended for use on the OE1 communal tables (single and double sided), OE1 rectangular tables, Renew™ Link single-sided and back-to-back rectangular height-adjustable benches (DU1A, DU2A), and on any other benching or table surface with appropriate thickness requirement and that use rectangular work surfaces. It is not recommended for use on Renew Link back-to-back trapezoid height-adjustable bench (DU2T).

Dimensions



Specification Information

Step 1.

Y1143.

Step 2. Height

9 9" high

Step 3. Depth

18 18" deep

Prices for Steps 1-3.

|          |       |
|----------|-------|
|          | 18    |
| Y1143. 9 | \$205 |

Step 4. Liner

|   |                          |       |
|---|--------------------------|-------|
| N | no liner                 | +\$0  |
| L | liner (flange side only) | +\$70 |

Step 5. Liner Fabric

|                                  |      |
|----------------------------------|------|
| For liner (flange side only) (L) |      |
| Price Category 4                 | +\$0 |

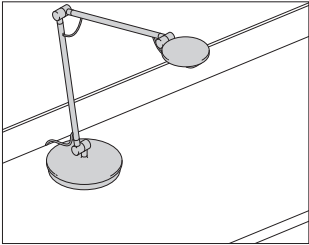
Step 6. Finish

Metallic Paint

|     |                          |       |
|-----|--------------------------|-------|
| 611 | beige mist metallic (CP) | +\$0  |
| 613 | silver (CP)              | +\$0  |
| SNA | satin aluminum           | +\$10 |
| SNB | satin bronze             | +\$10 |
| SNC | satin carbon             | +\$10 |

Sand Texture Paint

|     |                     |      |
|-----|---------------------|------|
| UBK | ultra black (CP)    | +\$0 |
| 8Q  | folkstone grey (CP) | +\$0 |
| 91  | white (CP)          | +\$0 |
| 98  | studio white (CP)   | +\$0 |
| BK  | black               | +\$0 |
| G1  | graphite (CP)       | +\$0 |
| WL  | warm stone (CP)     | +\$0 |
| DB3 | glacier             | +\$8 |
| DN2 | nightfall           | +\$8 |
| DR1 | canyon              | +\$8 |
| OLF | olive               | +\$8 |

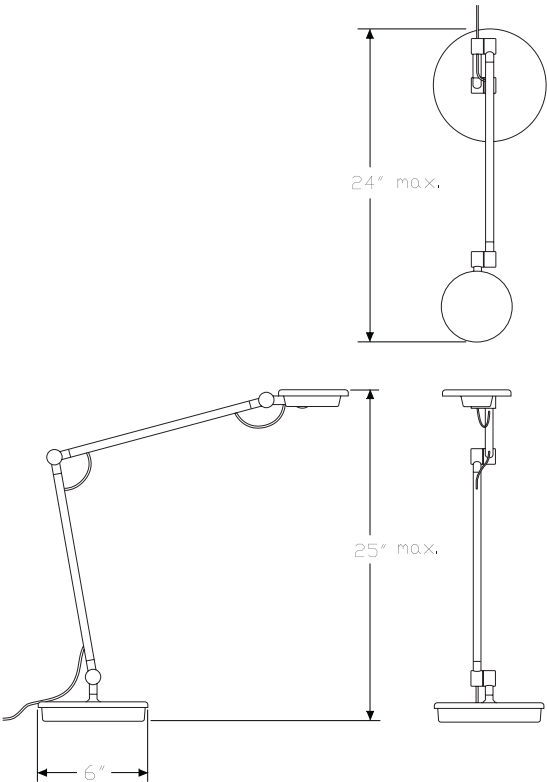


Product Information

**Description**  
This articulating LED task light sits freestanding, clamps to a surface, or mounts on a rail tile. This light swivels 360° at the base while articulating joints at the base, head, and midsection give precise control over the lighted area. The energy-efficient light-emitting diode (LED) has a 3500 Kelvin color temperature that consumes slightly more than 6 watts of power at full output. The light can be dimmed dynamically by the user down to 15% of full power, includes an integrated touch switch, and has a 12' cord. UL listed power supply is included.

**Notes**  
Light has energy saving auto shutoff feature after 9 hours of use.  
When specifying rail tile option (TR), it is suggested to mount close to the surface.

Dimensions



Specification Information

**Step 1.**  
**Y6480.**

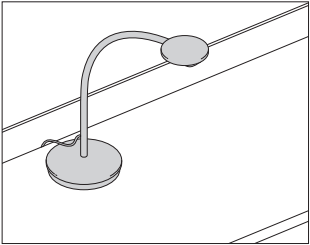
| Step 2. Attachment Bracket |               |
|----------------------------|---------------|
| <b>CM</b>                  | surface clamp |
| <b>FR</b>                  | freestanding  |
| <b>TR</b>                  | rail tile     |

| Prices for Steps 1-2. |       |
|-----------------------|-------|
| <b>Y6480. CM</b>      | \$615 |
| <b>FR</b>             | \$615 |
| <b>TR</b>             | \$615 |

| Step 3. Finish |                    |
|----------------|--------------------|
| <b>613</b>     | silver (CP) +\$0   |
| <b>G1</b>      | graphite (CP) +\$0 |
| <b>91</b>      | white (CP) +\$0    |

Tone™ Single-Arm Personal Light

Y6481.



Product Information

Description

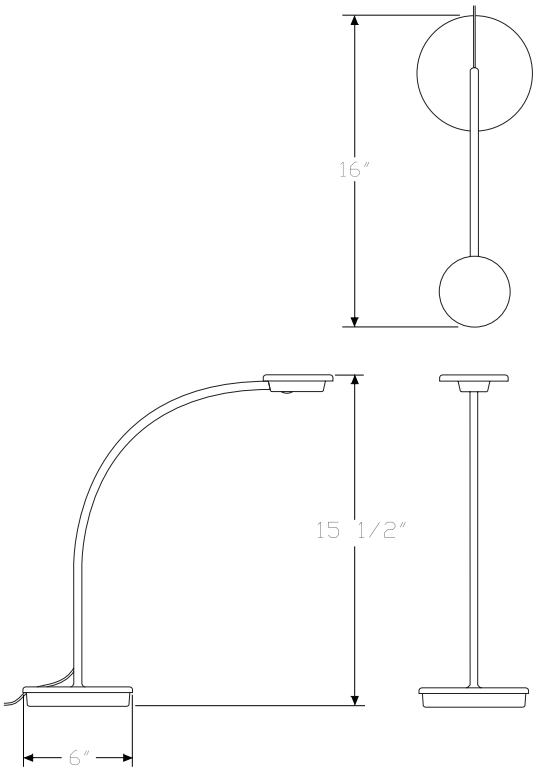
This single-arm LED task light sits freestanding, clamps to a surface, or mounts on a rail tile. This light swivels 360° at the base while keeping it at a constant height from the surface. The energy-efficient light-emitting diode (LED) has a 3500 Kelvin color temperature that consumes slightly more than 6 watts of power at full output. The light can be dimmed dynamically by the user down to 15% of full power, includes an integrated touch switch, and has a 12' cord. UL listed power supply is included.

Notes

Light has energy saving auto shutoff feature after 9 hours of use.

When specifying rail tile option (TR), it is suggested to mount close to the surface.

Dimensions



Specification Information

Step 1.

Y6481.

Step 2. Attachment Bracket

|    |               |
|----|---------------|
| CM | surface clamp |
| FR | freestanding  |
| TR | rail tile     |

Prices for Steps 1-2.

|        |    |       |
|--------|----|-------|
| Y6481. | CM | \$536 |
|        | FR | \$536 |
|        | TR | \$536 |

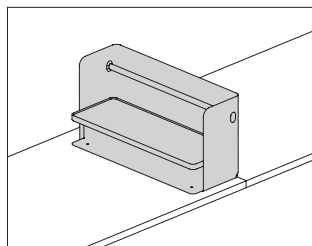
Step 3. Finish

|     |               |      |
|-----|---------------|------|
| 613 | silver (CP)   | +\$0 |
| G1  | graphite (CP) | +\$0 |
| 91  | white (CP)    | +\$0 |



# Small Organizer

YT100.



## Product Information

### Description

This small organizer rests on the surface. It has a painted metal shelf and rod for attaching and holding accessory products and other items. The steel frame allows magnetic attachment of the document clip, marker board and name tag. The container accessories fit on the organizer above or below the shelf. The USB power module attaches to the underside of the shelf. The rod bookend attaches to the rod. Rod finish matches organizer finish.

### Notes

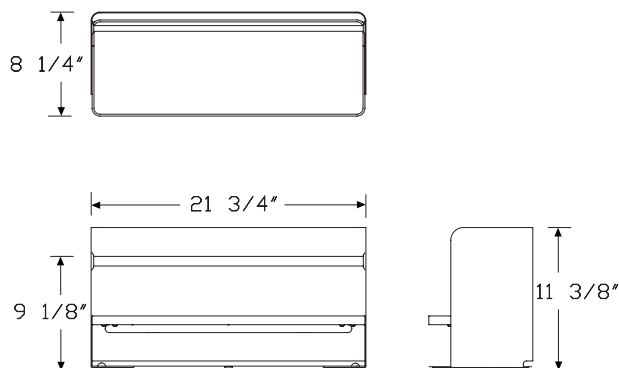
Order the following accessories separately:

- Magnetic document clip (YT400.)
- Name tag (YT410.)
- USB power module (YT420.)
- Rod bookend (YT440.)
- Magnetic marker board (YT450.)
- Organizer liner (YT500.)
- Short bin (YT800.)
- Square pencil cup (YT820.)
- Round pencil cup (YT825.)
- Tray (YT830.)
- Box (YT840.)

Order surface clamp for organizers (YT460.) separately.

Small organizer is recommended for use on Renew™ Link single-sided and back-to-back rectangular height-adjustable benches (DU1A, DU2A). It is not recommended for use on Renew Link back-to-back trapezoid height-adjustable bench (DU2T).

### Dimensions



## Specification Information

### Step 1.

YT100.

### Step 2. Height

11 11" high

### Step 3. Width

08 8" wide

### Step 4. Depth

22 22" deep

### Step 5. Shelf Material

M painted metal

L insert liner

### Prices for Steps 1-5.

|              | 22M   | 22L |
|--------------|-------|-----|
| YT100. 11 08 | \$594 | 714 |

### Step 6. Organizer Finish

|     |  |       |
|-----|--|-------|
| 613 | silver (CP) <input type="text"/>       | +\$0  |
| SNB | satin bronze <input type="text"/>      | +\$10 |
| UBK | ultra black (CP) <input type="text"/>  | +\$0  |
| 91  | white (CP) <input type="text"/>        | +\$0  |
| 98  | studio white (CP) <input type="text"/> | +\$0  |
| BK  | black <input type="text"/>             | +\$0  |
| G1  | graphite (CP) <input type="text"/>     | +\$0  |

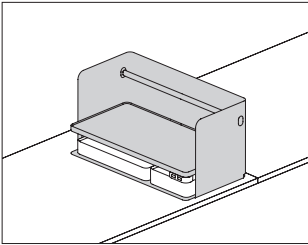
### Step 7. Insert Liner Finish

For insert liner (L)

Price Category 4  +\$0

Large Organizer

YT150.



Product Information

Description

This large organizer rests on the surface. It has a painted metal shelf and rod for attaching and holding accessory products and other items. The steel frame allows magnetic attachment of the document clip, marker board and name tag. The accessory containers fit on the organizer above or below the shelf. The USB power module attaches to the underside of the shelf. The rod bookend attaches to the rod. Rod finish matches organizer finish.

Notes

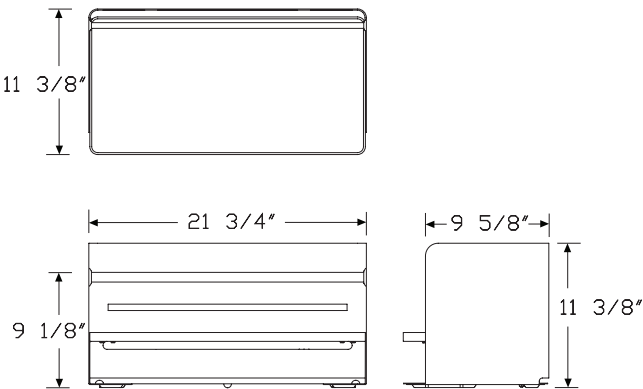
Order the following accessories separately:

- Magnetic document clip (YT400.)
- Name tag (YT410.)
- USB power module (YT420.)
- Rod bookend (YT440.)
- Magnetic marker board (YT450.)
- Organizer liner (YT500.)
- Short bin (YT800.)
- Square pencil cup (YT820.)
- Round pencil cup (YT825.)
- Tray (YT830.)
- Box (YT840.)

Order surface clamp for organizers (YT460.) separately.

Large organizer is recommended for use on Renew™ Link single-sided and back-to-back rectangular height-adjustable benches (DU1A, DU2A). It is not recommended for use on Renew Link back-to-back trapezoid height-adjustable bench (DU2T).

Dimensions



Specification Information

Step 1.

YT150.

Step 2. Height

11 11" high

Step 3. Width

11 11" wide

Step 4. Depth

22 22" deep

Step 5. Shelf Material

M painted metal

L insert liner

Prices for Steps 1-5.

|        |       | 22M   | 22L |
|--------|-------|-------|-----|
| YT150. | 11 11 | \$680 | 815 |

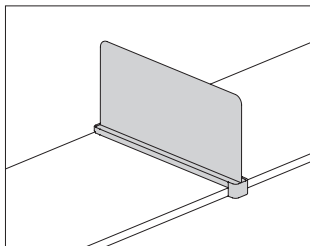
Step 6. Organizer Finish

|     |  |       |
|-----|--|-------|
| 613 | silver (CP) <input type="text"/>       | +\$0  |
| SNB | satin bronze <input type="text"/>      | +\$10 |
| UBK | ultra black (CP) <input type="text"/>  | +\$0  |
| 91  | white (CP) <input type="text"/>        | +\$0  |
| 98  | studio white (CP) <input type="text"/> | +\$0  |
| BK  | black <input type="text"/>             | +\$0  |
| G1  | graphite (CP) <input type="text"/>     | +\$0  |

Step 7. Insert Liner Finish

For insert liner (L)

Price Category 4  +\$0



### Product Information

#### Description

This screen clamps to the front and back of a surface and is movable without tools. Steel screen allows for attachment of the magnetic document clip, name tag, and magnetic marker board. Screen comes with a ledge liner in a choice of colors.

#### Notes

Clamp attaches to square edge surfaces with minimum 1" or 1 1/8" nominal thickness.

No HermanMiller legs interfere with the clamp.

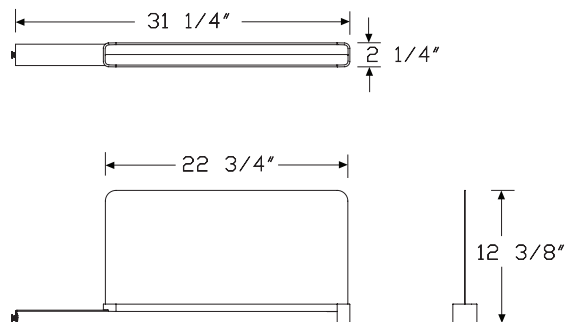
Screen can be mounted to surfaces 24"-36" deep. 24" deep screen (24) can be adjusted to fit up to a 30" deep work surface. 30" deep screen (30) can be adjusted to fit up to a 36" deep work surface.

Order the following accessories separately:

- Magnetic document clip (YT400.)
- Name tag (YT410.)
- Magnetic marker board (YT450.)
- Slim screen liner (YT540.)

Slim screen is recommended for use on Renew™ Link single-sided and back-to-back rectangular height-adjustable benches (DU1A, DU2A). It is not recommended for use on Renew Link back-to-back trapezoid height-adjustable bench (DU2T).

#### Dimensions



### Specification Information

#### Step 1.

YT200.

#### Step 2. Height

11 11" high

#### Step 3. Width

02 2" wide

#### Step 4. Depth

24 24" deep

30 30" deep

#### Step 5. Attachment Type

S surface clamp

#### Step 6. Ledge Material

L liner

#### Prices for Steps 1-6.

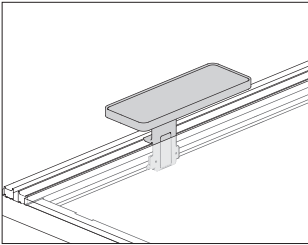
|              | 24SL  | 30SL |
|--------------|-------|------|
| YT200. 11 02 | \$422 | 437  |

#### Step 7. Screen Finish

|     |  |       |
|-----|--|-------|
| 613 | silver (CP) <input type="text"/>       | +\$0  |
| SNA | satin aluminum <input type="text"/>    | +\$10 |
| SNB | satin bronze <input type="text"/>      | +\$10 |
| SNC | satin carbon <input type="text"/>      | +\$10 |
| UBK | ultra black (CP) <input type="text"/>  | +\$0  |
| 91  | white (CP) <input type="text"/>        | +\$0  |
| 98  | studio white (CP) <input type="text"/> | +\$0  |
| BK  | black <input type="text"/>             | +\$0  |
| G1  | graphite (CP) <input type="text"/>     | +\$0  |

#### Step 8. Ledge Liner Finish

Price Category 4  +\$0



Product Information

Description

This painted metal shelf comes in 4 sizes and mounts to a surface along the back edge, to a Layout Studio® performance rail or a Canvas Vista™ chase. All attachment types are user movable without tools. The backdrop is optional, and can be easily retrofitted in the field. Backdrop and rod finish match shelf finish. When attached to a surface along the back edge or a Layout Studio performance rail, the space under the shelf can accommodate accessory boxes. Shelf comes with a liner in a choice of colors.

Notes

Changing the attachment type on an existing shelf is not easily completed in the field.

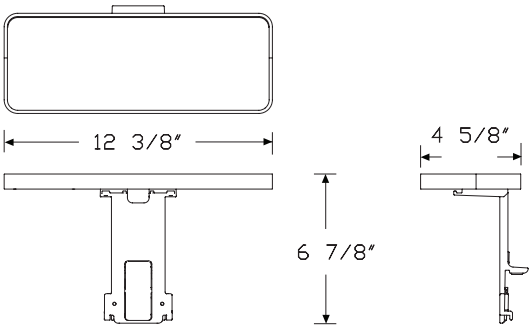
Order the following accessories separately:

- Name tag (YT410.)
- Rod bookend (YT440.) for 8" shelf depth only
- Short bin (YT800.)
- Small box (YT840.S)
- Square pencil cup (YT820.)
- Round pencil cup (YT825.)
- Shelf liner (YT510.)

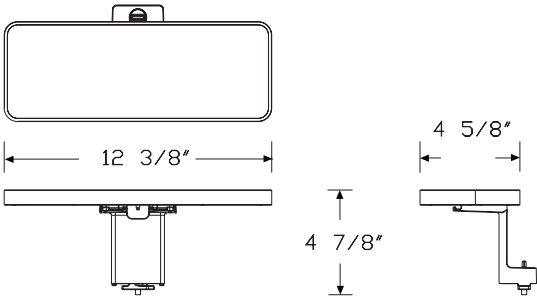
Vista chase mount (C) attaches to the Canvas Vista Chase (FG110.).

Attachment hardware included. For additional information, see Canvas Vista planning guide.

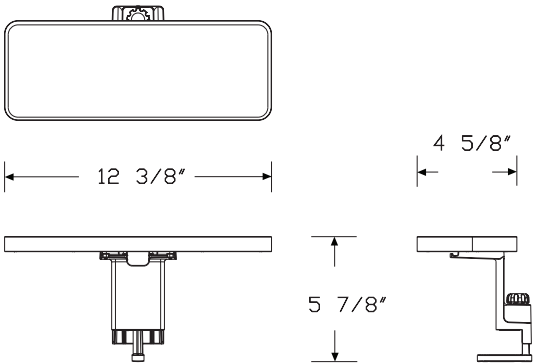
Dimensions



(R) Rail mount stanchion for layout studio performance rail



(C) Vista chase mount



(S) Surface clamp stanchion

## Specification Information

## Step 1.

YT300. 

## Step 2. Height

04 4" high 

## Step 3. Width

12 12" wide 15 15" wide 22 22" wide 

## Step 4. Depth

## For 12" wide (12)

05 5" deep 

## For 15" wide (15)

08 8" deep 

## For 22" wide (22)

05 5" deep 08 8" deep 

## Step 5. Attachment Type

S surface clamp stanchion R rail mount stanchion for Layout Studio Performance Rail C chase mount 

## Step 6. Backdrop

N no backdrop B backdrop 

## Step 7. Shelf Material

M painted metal L insert liner 

## Prices for Steps 1-7.

|              | 05SNM | 05SNL | 05SBM | 05SBL | 05RNM | 05RNL |
|--------------|-------|-------|-------|-------|-------|-------|
| YT300. 04 12 | \$258 | 337   | 387   | 464   | 258   | 337   |
| 22           | \$306 | 422   | 470   | 582   | 306   | 422   |

|              | 05RBM | 05RBL | 05CNM | 05CNL | 05CBM | 05CBL |
|--------------|-------|-------|-------|-------|-------|-------|
| YT300. 04 12 | \$387 | 464   | 278   | 354   | 397   | 472   |
| 22           | \$470 | 582   | 355   | 461   | 508   | 615   |

|              | 08SNM | 08SNL | 08SBM | 08SBL | 08RNM | 08RNL |
|--------------|-------|-------|-------|-------|-------|-------|
| YT300. 04 15 | \$281 | 367   | 422   | 506   | 281   | 367   |
| 22           | \$331 | 451   | 496   | 612   | 331   | 451   |

|              | 08RBM | 08RBL | 08CNM | 08CNL | 08CBM | 08CBL |
|--------------|-------|-------|-------|-------|-------|-------|
| YT300. 04 15 | \$422 | 506   | 297   | 380   | 429   | 513   |
| 22           | \$496 | 612   | 379   | 493   | 532   | 646   |

## Step 8. Shelf Finish

## Metallic Paint

613 silver (CP)  +\$0SNB satin bronze  +\$10

## Sand Texture Paint

BK black  +\$0UBK ultra black (CP)  +\$0

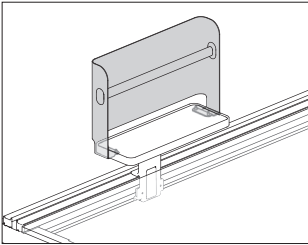
## Smooth Paint

91 white (CP)  +\$098 studio white (CP)  +\$0G1 graphite (CP)  +\$0

## Step 9. Insert Liner Finish

## For insert liner (L)

Price Category 4  +\$0

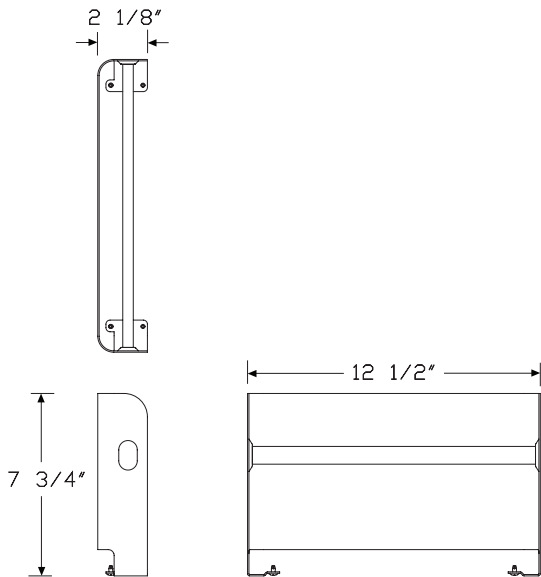


Product Information

Description  
This backdrop can be retrofitted to the shelf in the field with minimal installation. Rod finish matches backdrop finish.

Notes  
This backdrop is to be used only with shelf (YT300.).  
Order the following accessories separately:  
• Name tag (YT410.)  
• Rod bookend (YT440.) for 8" depth shelf only

Dimensions



Specification Information

Step 1.  
YT310. ☐

Step 2. Height  
07 7" high ☐

Step 3. Width  
12 12" wide ☐  
15 15" wide ☐  
22 22" wide ☐

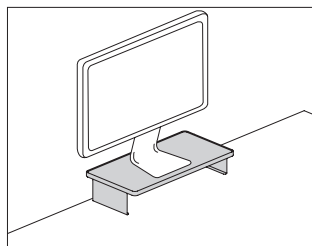
| Prices for Steps 1-3. |       |     |     |
|-----------------------|-------|-----|-----|
|                       | 12    | 15  | 22  |
| YT310. 07             | \$129 | 145 | 167 |

| Step 4. Backdrop Finish |  |       |
|-------------------------|--|-------|
| 613                     | silver (CP) <input type="checkbox"/>       | +\$0  |
| SNB                     | satin bronze <input type="checkbox"/>      | +\$10 |
| UBK                     | ultra black (CP) <input type="checkbox"/>  | +\$0  |
| 91                      | white (CP) <input type="checkbox"/>        | +\$0  |
| 98                      | studio white (CP) <input type="checkbox"/> | +\$0  |
| BK                      | black <input type="checkbox"/>             | +\$0  |
| G1                      | graphite (CP) <input type="checkbox"/>     | +\$0  |

Thrive™ Work Tools

### Monitor Platform Shelf

YT320.



## Product Information

## Description

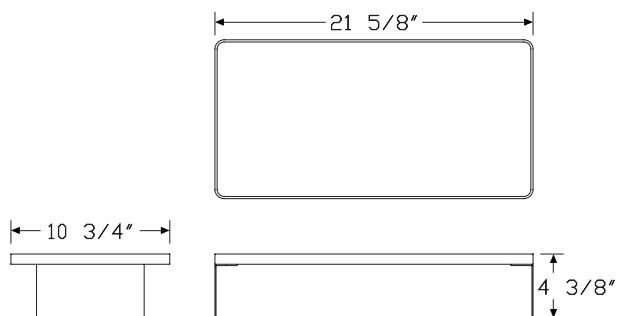
This painted steel shelf rests on a work surface and can hold a computer monitor when a monitor arm is not used. An optional shelf liner comes in a choice of colors. The short bin and small box accessories fit under the shelf.

## Notes

Order the following accessories separately:

- USB power module (YT420.)
- Monitor platform shelf liner (YT520.)
- Short bin (YT800.)
- Small box (YT840.S)

### Dimensions



### Specification Information

Step 1.

YT320. 

|   |
|---|
| A |
|---|

### Step 2. Height

04 4" high ☐ A

### Step 3. Width

22 22" wide

#### Step 4. Depth

11 11" deep

### Step 5. Shelf Material

M painted metal A

L insert liner A

## Prices for Steps 1-5.

|              | 11M   | 11L |
|--------------|-------|-----|
| YT320. 04 22 | \$355 | 491 |

### Step 6. Monitor Platform Shelf Finish

|            |                   |                      |       |
|------------|-------------------|----------------------|-------|
| 613        | silver (CP)       | <input type="text"/> | +\$0  |
| <b>SNB</b> | satin bronze      | <input type="text"/> | +\$10 |
| <b>UBK</b> | ultra black (CP)  | <input type="text"/> | +\$0  |
| <b>91</b>  | white (CP)        | <input type="text"/> | +\$0  |
| <b>98</b>  | studio white (CP) | <input type="text"/> | +\$0  |
| <b>BK</b>  | black             | <input type="text"/> | +\$0  |
| <b>G1</b>  | graphite (CP)     | <input type="text"/> | +\$0  |

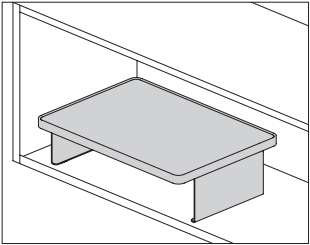
### Step 7. Insert Liner Finish

For insert liner (L)

|                  |   |       |
|------------------|---|-------|
| Price Category 4 | A | + \$0 |
|------------------|---|-------|

Freestanding Shelf

YT330.

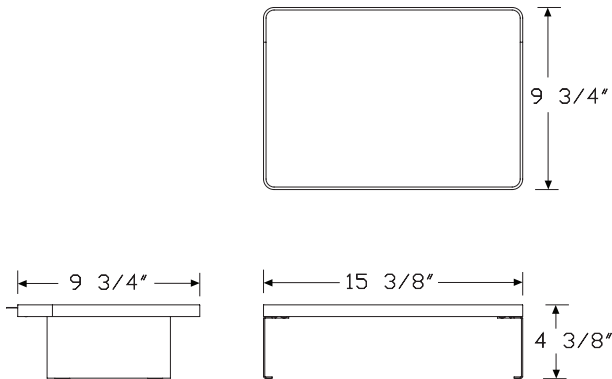


Product Information

**Description**  
This painted steel shelf rests on a work surface. An optional shelf liner comes in a choice of colors. The short bin and small box accessories fit under the shelf.

- Notes**  
Order the following accessories separately:
- USB power module (YT420.)
  - Shelf liner (YT530.)
  - Short bin (YT800.)
  - Small box (YT840.S)

Dimensions



Specification Information

**Step 1.**  
YT330. ☐

**Step 2. Height**  
04 4" high ☐

**Step 3. Width**  
15 15" wide ☐

**Step 4. Depth**  
11 11" deep ☐

**Step 5. Shelf Material**  
M painted metal ☐  
L insert liner ☐

| Prices for Steps 1-5. |       |     |
|-----------------------|-------|-----|
|                       | 11M   | 11L |
| YT330. 04 15          | \$290 | 408 |

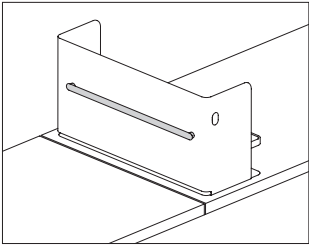
| Step 6. Shelf Finish |  |       |
|----------------------|--|-------|
| UBK                  | ultra black (CP) <input type="checkbox"/>  | +\$0  |
| 91                   | white (CP) <input type="checkbox"/>        | +\$0  |
| 98                   | studio white (CP) <input type="checkbox"/> | +\$0  |
| BK                   | black <input type="checkbox"/>             | +\$0  |
| G1                   | graphite (CP) <input type="checkbox"/>     | +\$0  |
| 613                  | silver (CP) <input type="checkbox"/>       | +\$0  |
| SNB                  | satin bronze <input type="checkbox"/>      | +\$10 |

**Step 7. Insert Liner Finish**  
*For insert liner (L)*  
Price Category 4 ☐ +\$0

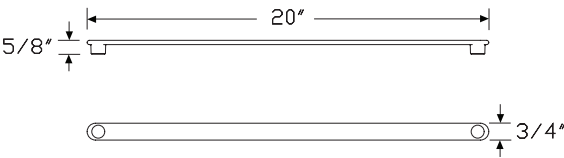


Magnetic Document Clip

YT400.

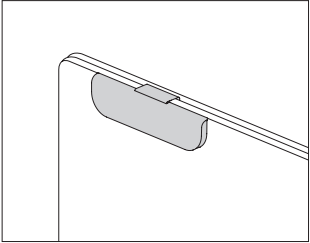


| Product Information   |
|---|
| Description   |
| This document clip magnetically attaches to the back of the large and small organizers and the screen to provide storage for documents. |
| Notes   |
| Magnetic document clip fits on the following products, ordered separately:  |
| • Small organizer (YT100.)  |
| • Large organizer (YT150.)  |
| • Slim screen (YT200.)  |
| Dimensions  |



| Specification Information                                |
|--|
| Step 1.  |
| YT400. <input type="text" value="A"/>                    |
| Step 2. Depth  |
| 20 20" deep <input type="text" value="A"/>               |
| Prices for Steps 1-2.                                    |
| YT400. 20 \$106  |
| Step 3. Finish   |
| 613 silver (CP) <input type="text" value="A"/> +\$0      |
| SNB satin bronze <input type="text" value="A"/> +\$10    |
| UBK ultra black (CP) <input type="text" value="A"/> +\$0 |
| 91 white (CP) <input type="text" value="A"/> +\$0        |
| 98 studio white (CP) <input type="text" value="A"/> +\$0 |
| BK black <input type="text" value="A"/> +\$0             |
| G1 graphite (CP) <input type="text" value="A"/> +\$0     |

Thrive™ Work Tools



Product Information

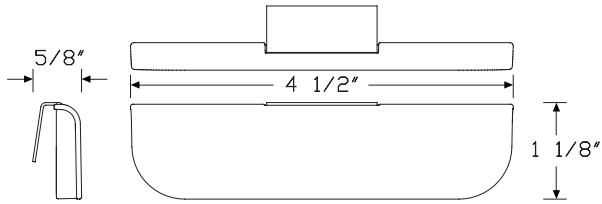
Description

This clear name tag hangs on frameless fabric screens and PET screens or magnetically attaches to a variety of work tool products.

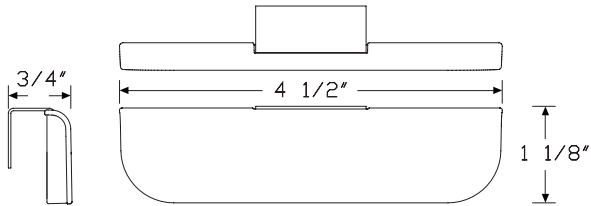
Notes

Name tag with magnetic bracket (M) can attach to the small organizer (YT100.), large organizer (YT150.), or shelf with backdrop (YT300.xxxxxxB).  
Name tag with Pari screen bracket (P) or flat edge screen bracket (S) can hang on any HermanMiller Pari screen or flat edge screen.  
Order name tag insert (O.YT1900) separately through Sales Source.

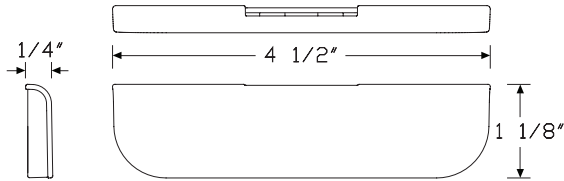
Dimensions



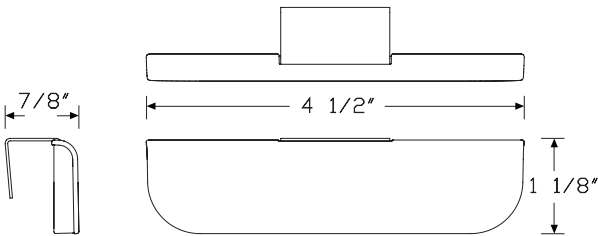
Pari Screen



Flat Edge Screen



Magnetic

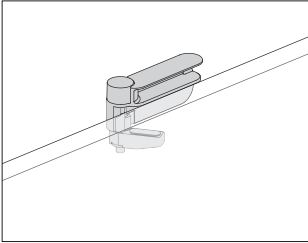


Thin Profile Fabric Screen or PET Screen

| Specification Information                      |   |      |    |    |    |    |
|--|---|------|----|----|----|----|
| Step 1.  |   |      |    |    |    |    |
| YT410. <input type="text" value="A"/>          |   |      |    |    |    |    |
| Step 2. Width                                  |   |      |    |    |    |    |
| 05      5" wide <input type="text" value="A"/> |   |      |    |    |    |    |
| Step 3. Bracket Type                           |   |      |    |    |    |    |
| P  | Pari Screen <input type="text" value="A"/>                |      |    |    |    |    |
| S  | flat edge screen <input type="text" value="A"/>           |      |    |    |    |    |
| D  | PET screen <input type="text" value="A"/>                 |      |    |    |    |    |
| F  | thin-profile fabric screen <input type="text" value="A"/> |      |    |    |    |    |
| M  | magnetic <input type="text" value="A"/>                   |      |    |    |    |    |
| Prices for Steps 1-3.                          |   |      |    |    |    |    |
|  |   | P    | S  | D  | F  | M  |
| YT410. 05                                      |   | \$49 | 49 | 49 | 49 | 49 |

Cord Cleat

YT430.



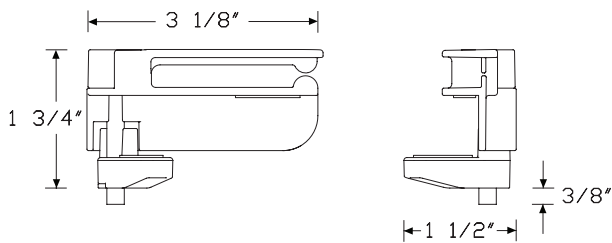
Product Information

**Description**  
This plastic cleat clamps to a work surface to provide cord management. It is easily movable by the user, and can hold up to 4 round monitor cords.

**Notes**  
Cord cleat works with work surfaces from 3/4" to 1 1/8" thick.

Dimensions

Thrive™ Work Tools



Specification Information

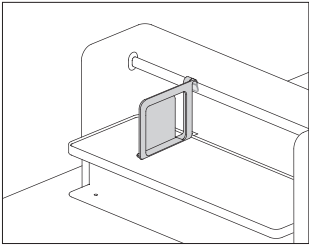
**Step 1.**  
**YT430.** [A] \$44

**Step 2. Finish**

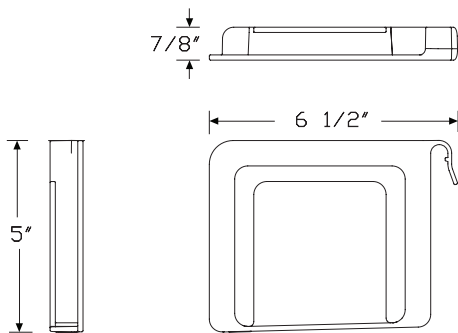
|            |                       |      |
|------------|-----------------------|------|
| <b>UBK</b> | ultra black (CP) [A]  | +\$0 |
| <b>91</b>  | white (CP) [A]        | +\$0 |
| <b>98</b>  | studio white (CP) [A] | +\$0 |
| <b>BK</b>  | black [A]             | +\$0 |
| <b>CL</b>  | cool grey neutral [A] | +\$0 |
| <b>G1</b>  | graphite (CP) [A]     | +\$0 |

Rod Bookend

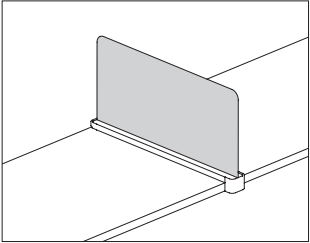
YT440.



| Product Information   |
|---|
| Description   |
| This bookend vertically divides books, binders, and folders. It attaches to the rod of the small and large organizers and the shelf with backdrop, and is easily moved by the user. |
| Notes   |
| Order the following products separately:  |
| • Small organizer (YT100.)  |
| • Large organizer (YT150.)  |
| • Shelf with backdrop (YT300.xxxx08xB)  |
| Dimensions  |



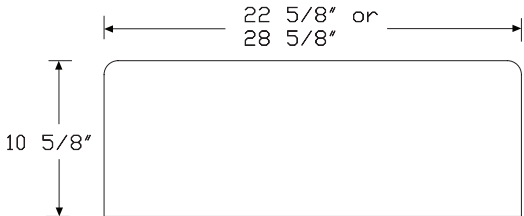
| Specification Information                |
|--|
| Step 1.                                  |
| YT440. <span>A</span> \$44               |
| Step 2. Finish                           |
| UBK ultra black (CP) <span>A</span> +\$0 |
| 91 white (CP) <span>A</span> +\$0        |
| 98 studio white (CP) <span>A</span> +\$0 |
| BK black <span>A</span> +\$0             |
| CL cool grey neutral <span>A</span> +\$0 |
| G1 graphite (CP) <span>A</span> +\$0     |



| Product Information   |
|---|
| Description   |
| This white magnetic marker board attaches to a slim screen and large and small organizers and is user movable.  |
| Notes   |
| Order the following products separately: <ul style="list-style-type: none"><li>• Small organizer (YT100.)</li><li>• Large organizer (YT150.)</li><li>• Slim screen (YT200.)</li></ul> |
| Dimensions  |

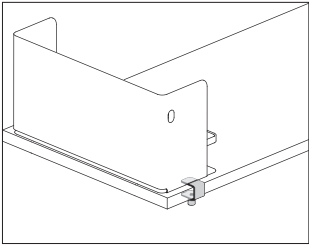
| Specification Information |                          |                          |
|---------------------------|--------------------------|--------------------------|
| Step 1.                   |                          |                          |
| YT450.                    | <input type="checkbox"/> |                          |
| Step 2. Application       |                          |                          |
| 1                         | 24" deep screen          | <input type="checkbox"/> |
| 2                         | 30" deep screen          | <input type="checkbox"/> |
| Prices for Steps 1-2.     |                          |                          |
| YT450.                    | 1                        | \$78                     |
|                           | 2                        | \$91                     |

Thrive™ Work Tools



Surface Clamp

YT460.

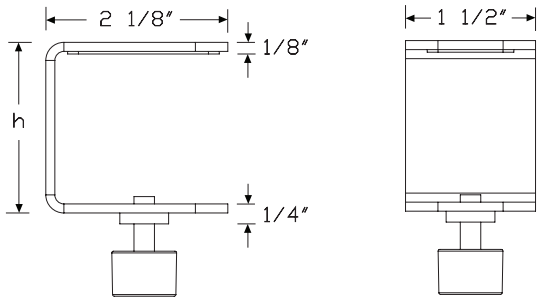


Product Information

Description  
This clamp can be added to the small and large organizers.

Notes  
Surface clamp attaches to square edge work surfaces from 3/4" to 1 1/8" thick.  
Specify standard application (1) for use with most HermanMiller work surfaces and legs. See Planning Guide for exact applications.  
Specify Canvas Office Landscape® universal leg application (2) to clamp an organizer on top of a Canvas universal leg.

Dimensions



Specification Information

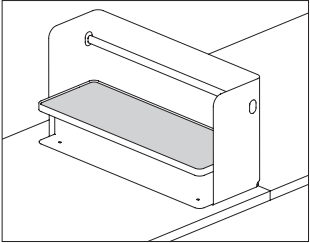
Step 1.  
YT460. ☐

Step 2. Application  
1 standard ☐  
2 Canvas Office Landscape® universal leg ☐

Prices for Steps 1-2.  
YT460. 1 \$78  
2 \$78

Step 3. Finish  
613 silver (CP) ☐ +\$0  
SNB satin bronze ☐ +\$10  
UBK ultra black (CP) ☐ +\$0  
91 white (CP) ☐ +\$0  
98 studio white (CP) ☐ +\$0  
BK black ☐ +\$0  
G1 graphite (CP) ☐ +\$0

Thrive™ Work Tools

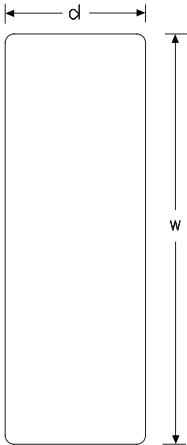


Product Information

Description  
This liner retrofits to the small and large organizers. It is user movable without tools. Top material is polyester felt.

Notes  
Specify 8" width (08) for a small organizer (YT100.).  
Specify 11" width (11) for a large organizer (YT150.).

Dimensions



Specification Information

Step 1.  
YT500.

Step 2. Width  
08 8" wide   
11 11" wide

Step 3. Depth  
22 22" deep

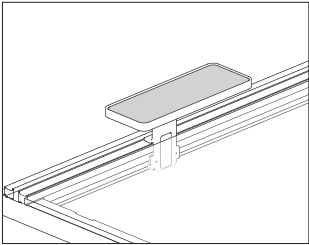
| Prices for Steps 1-3. |  |       |
|-----------------------|--|-------|
|                       |  | 22    |
| YT500. 08             |  | \$121 |
| 11                    |  | \$139 |

Step 4. Liner Finish  
Price Category 4  +\$0

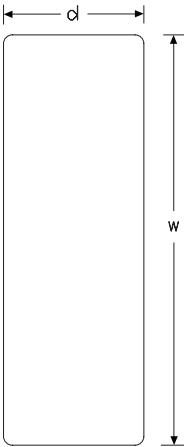


Shelf Liner

YT510.

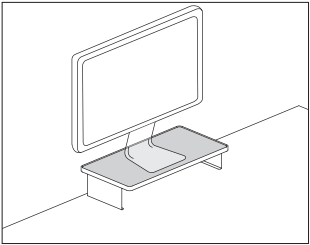


| Product Information  |
|--|
| Description  |
| This liner retrofits to the shelf. It is user movable without tools. Top material is polyester felt. |
| Notes  |
| Shelf liner is compatible with shelf (YT300.).   |
| Dimensions   |




| Specification Information                            |
|--|
| Step 1.  |
| YT510. <input type="text" value="A"/>                |
| Step 2. Width  |
| 12 12" wide <input type="text" value="A"/>           |
| 15 15" wide <input type="text" value="A"/>           |
| 22 22" wide <input type="text" value="A"/>           |
| Step 3. Depth  |
| For 12" wide (12)                                    |
| 05 5" deep <input type="text" value="A"/>            |
| For 15" wide (15)                                    |
| 08 8" deep <input type="text" value="A"/>            |
| For 22" wide (22)                                    |
| 05 5" deep <input type="text" value="A"/>            |
| 08 8" deep <input type="text" value="A"/>            |
| Prices for Steps 1-3.                                |
| YT510. 12 05 08                                      |
| 15 \$84 —  |
| 22 — \$91  |
| \$116 121  |
| Step 4. Liner Finish                                 |
| Price Category 4 <input type="text" value="A"/> +\$0 |

Thrive™ Work Tools



| Product Information   |
|---|
| Description   |
| This liner retrofits to the monitor platform shelf. It is user movable without tools. Top material is polyester felt. |
| Notes   |
| Liner is compatible with monitor platform shelf (YT320.).   |
| Dimensions  |

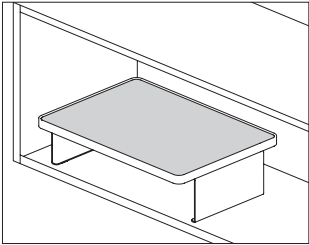
| Specification Information       |
|---------------------------------|
| Step 1.                         |
| YT520. <span>A</span>           |
| Step 2. Width                   |
| 22 22" wide <span>A</span>      |
| Step 3. Depth                   |
| 11 11" deep <span>A</span>      |
| Prices for Steps 1-3.           |
|                                 |
| 11                              |
| YT520. 22                       |
| \$139                           |
| Step 4. Liner Finish            |
| Price Category 4 <span>A</span> |
| +\$0                            |




Thrive™ Work Tools

Freestanding Shelf Liner

YT530.

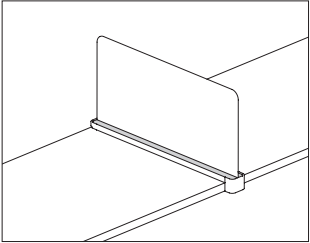


| Product Information  |
|--|
| Description  |
| This liner retrofits to the freestanding shelf. It is user movable without tools.<br>Top material is polyester felt. |
| Notes  |
| Liner is compatible with shelf (YT330.).   |
| Dimensions   |



| Specification Information       |
|---------------------------------|
| Step 1.                         |
| YT530. <span>A</span>           |
| Step 2. Width                   |
| 15 15" wide <span>A</span>      |
| Step 3. Depth                   |
| 11 11" deep <span>A</span>      |
| Prices for Steps 1-3.           |
| YT530. 15 <span>A</span>        |
| Step 4. Liner Finish            |
| Price Category 4 <span>A</span> |

Thrive™ Work Tools



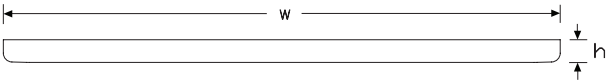
Product Information

**Description**  
This liner retrofits to the slim screen. It is user movable without tools. Top material is polyester felt.

Notes

Liner is compatible with slim screen (YT200.).

Dimensions



Specification Information

Step 1.

**YT540.** ☐ A

Step 2. Width

**02** 2" wide ☐ A

Step 3. Depth

**24** 24" deep ☐ A

**30** 30" deep ☐ A

Prices for Steps 1-3.

|                  | 24   | 30  |
|------------------|------|-----|
| <b>YT540. 02</b> | \$84 | 108 |

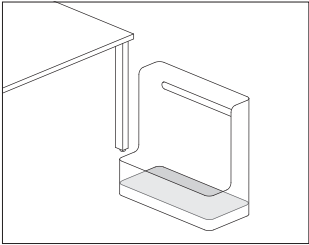
Step 4. Liner Finish

Price Category 4 ☐ A +\$0

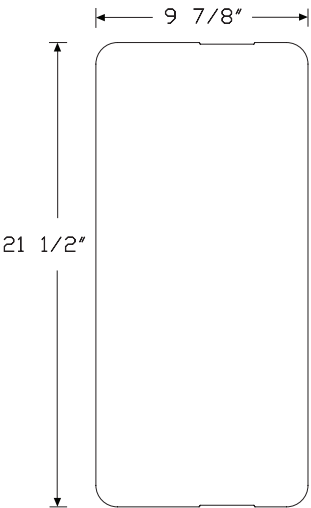
Thrive™ Work Tools

Mobile Bag Catch Base Liner

YT560.

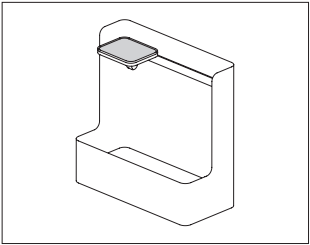


| Product Information   |
|---|
| Description   |
| This liner retrofits to the base of the mobile bag catch. It is user movable without tools. Top material is polyester felt. |
| Notes   |
| Base liner is compatible with mobile bag catch (YT710.).  |
| Dimensions  |

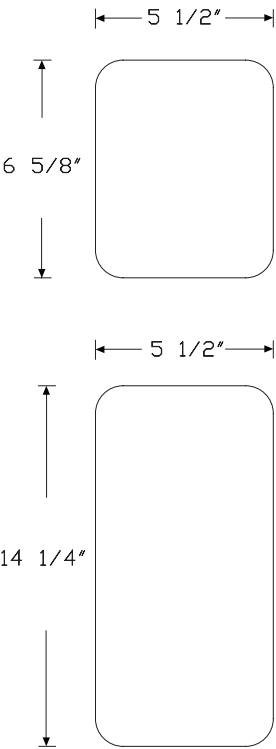


| Specification Information       |
|---------------------------------|
| Step 1.                         |
| YT560. <span>A</span>           |
| Step 2. Width                   |
| 10 10" wide <span>A</span>      |
| Step 3. Depth                   |
| 22 22" deep <span>A</span>      |
| Prices for Steps 1-3.           |
|                                 |
| YT560. 10                       |
|                                 |
| Step 4. Liner Finish            |
| Price Category 4 <span>A</span> |

Thrive™ Work Tools



| Product Information  |
|--|
| Description  |
| This liner retrofits to the accessory shelf used with the mobile bag catch or Ambit™ shroud. It is user movable without tools. Top material is polyester felt. |
| Notes  |
| Shelf liner is compatible with mobile bag catch (YT710.) and accessory shelf (YT715.).   |
| Dimensions   |

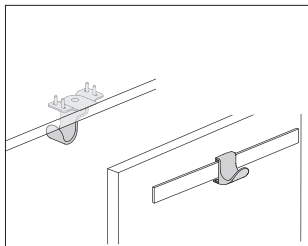


| Specification Information       |
|---------------------------------|
| Step 1.                         |
| YT565. <span>A</span>           |
| Step 2. Width                   |
| 06 6" wide <span>A</span>       |
| Step 3. Depth                   |
| For 6" wide (06)                |
| 07 7" deep <span>A</span>       |
| Prices for Steps 1-3.           |
|                                 |
| 07                              |
| YT565. 06                       |
| \$70                            |
| Step 4. Liner Finish            |
| Price Category 4 <span>A</span> |
| +\$0                            |

Thrive™ Work Tools

# Bag Hook

YT700.



## Product Information

### Description

This bag hook clamps to a work surface, mounts under the surface with screws, mounts to the underside of the Canvas Vista™ chase, or attaches to the Ambit™ shroud. The hook rotates 360° to hold the bag under the surface. Clamp mount is easily moved by the user. Fixed attachment option includes attachment hardware.

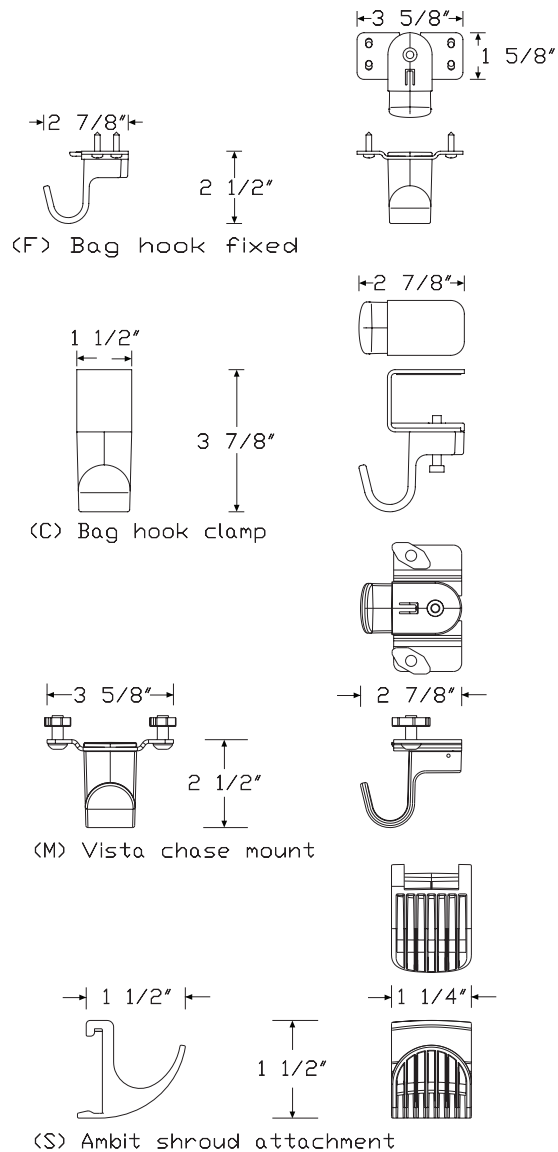
### Notes

Clamp attaches to work surfaces from 3/4" to 1 1/8" thick.

Maximum weight capacity is 15 pounds for clamp and fixed attachment; maximum weight capacity for hook attached to rail is 35 pounds.

Vista chase mount (M) attaches to underside of Canvas Vista chase (FG110.). Attachment hardware included. It is user movable. For additional information, see Canvas Vista planning guide.

## Dimensions



Thrive™ Work Tools

Specification Information

Step 1.

YT700. ☐ A

Step 2. Attachment Type

S shroud ☐ A

C clamp ☐ A

F fixed ☐ A

M chase mount ☐ A

Prices for Steps 1-2.

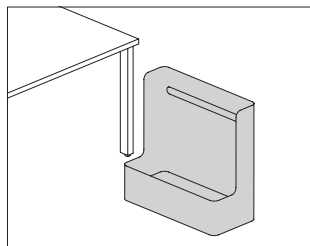
|          |      |
|----------|------|
| YT700. S | \$62 |
| C        | \$70 |
| F        | \$70 |
| M        | \$67 |

Step 3. Finish

|     |  |      |
|-----|--|------|
| 613 | silver (CP) <input type="checkbox"/> A       | +\$0 |
| UBK | ultra black (CP) <input type="checkbox"/> A  | +\$0 |
| 91  | white (CP) <input type="checkbox"/> A        | +\$0 |
| 98  | studio white (CP) <input type="checkbox"/> A | +\$0 |
| BK  | black <input type="checkbox"/> A             | +\$0 |
| G1  | graphite (CP) <input type="checkbox"/> A     | +\$0 |



YT710.



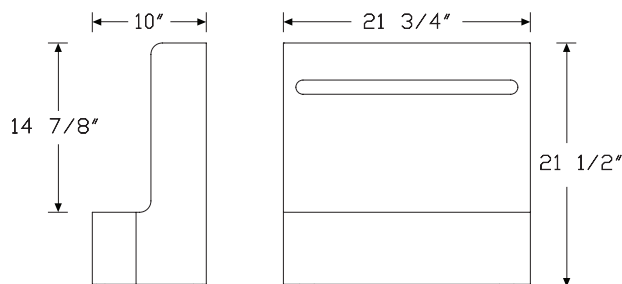
### Description

## Notes

- Mobile bag catch base liner (YT560.)

- Mobile bag catch shelf liner (YT565.)

## Dimensions



Step 1.

YT710. A

### Step 2. Height

21 21" high

### Step 3. Width

10 10" wide ☐ A

#### Step 4. Depth

22 22" deep

### Step 5. Base Material

L insert liner

### Step 6. Shelf Option

N no shelf

S shelf

### Step 7. Shelf Material

---

*For no shelf (N)*

N no shelf ☐

---

For shelf (S)

M painted metal A

L      insert liner    A

---

Prices for Steps 1-7.

|              | 22LNN | 22LSM | 22LSL |
|--------------|-------|-------|-------|
| YT710. 21 10 | \$704 | 745   | 813   |

### Step 8. Bag Cubby Finish

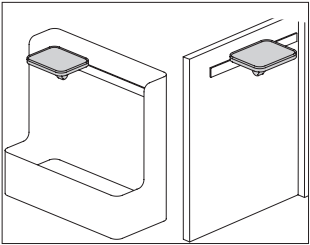
|     |                   |                                |       |
|-----|-------------------|--------------------------------|-------|
| 613 | silver (CP)       | <input type="text" value="A"/> | + \$0 |
| UBK | ultra black (CP)  | <input type="text" value="A"/> | + \$0 |
| 91  | white (CP)        | <input type="text" value="A"/> | + \$0 |
| 98  | studio white (CP) | <input type="text" value="A"/> | + \$0 |
| BK  | black             | <input type="text" value="A"/> | + \$0 |
| G1  | graphite (CP)     | <input type="text" value="A"/> | + \$0 |

### Step 9. Insert Liner Finish

Price Category 4  +\$0

Accessory Shelf

YT715.



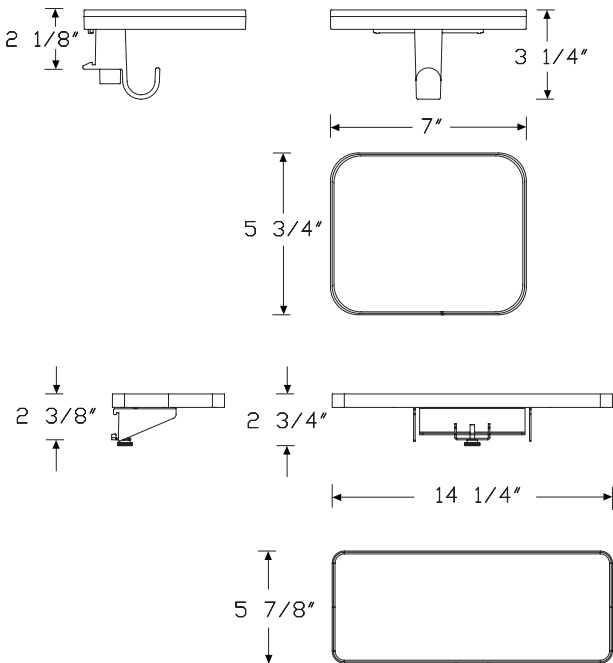
Product Information

**Description**  
This painted metal shelf can be retrofit to the mobile bag catch or Ambit™ shroud. An optional liner is available in a choice of colors.

Notes

Bag hook included for mobile bag catch (BC) attachment and shroud attachment for 24"-deep tables (S2) options.  
Shroud attachment for 30"-deep tables (S3) option is shelf only.  
Order the following products separately:  
• Mobile bag catch (YT710.)  
• Ambit height adjustable table leg shroud (DV8S)  
• Accessory shelf liner (YT565.)

Dimensions



Specification Information

**Step 1.**  
YT715. ☐

Step 2. Shelf Product Attachment

**BC** mobile bag catch ☐  
**S2** shroud - 24" deep tables ☐  
**S3** shroud - 30" deep tables ☐

Step 3. Width

*For mobile bag catch (BC) or shroud - 30" deep tables (S3)*

**15** 15" wide ☐  
**06** 6" wide ☐

*For shroud - 24" deep tables (S2)*

**06** 6" wide ☐

Step 4. Depth

*For 6" wide (06)*

**07** 7" deep ☐

*For 15" wide (15)*

**06** 6" deep ☐

Step 5. Shelf Material

**M** painted metal ☐  
**L** insert liner ☐

Prices for Steps 1-5.

|              | 06M   | 06L | 07M   | 07L |
|--------------|-------|-----|-------|-----|
| YT715. BC 15 | \$232 | 368 | —     | —   |
| 06           | —     | —   | \$155 | 91  |
| S2 06        | —     | —   | \$91  | 155 |
| S3 15        | \$232 | 368 | —     | —   |
| 06           | —     | —   | \$91  | 155 |

Step 6. Mobile Bag Catch Shelf Finish

|     |  |      |
|-----|--|------|
| 613 | silver (CP) <input type="checkbox"/>       | +\$0 |
| UBK | ultra black (CP) <input type="checkbox"/>  | +\$0 |
| 91  | white (CP) <input type="checkbox"/>        | +\$0 |
| 98  | studio white (CP) <input type="checkbox"/> | +\$0 |
| BK  | black <input type="checkbox"/>             | +\$0 |
| G1  | graphite (CP) <input type="checkbox"/>     | +\$0 |

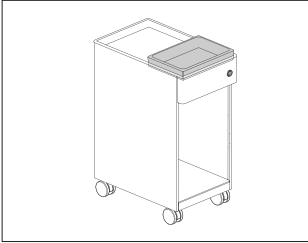
Thrive™ Work Tools

## Accessory Shelf *continued*

Step 7. Insert Liner Finish

*For insert liner (L)*

Price Category 4  +\$0



Product Information

Description

This cork tray provides space for personal items.

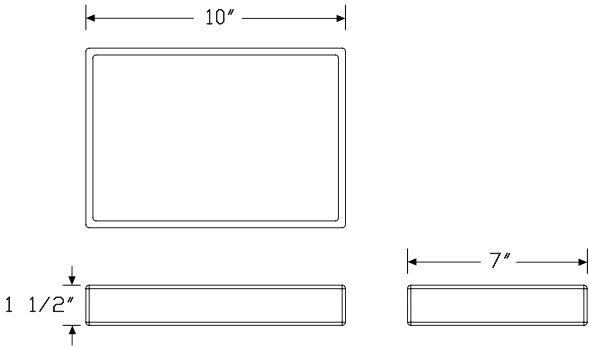
Notes

Compatible with the following products or as a stand-alone accessory:

- Ambit™ personal storage (IH100.)
- Ambit suspended storage (IH200.)

See planning guide for additional information.

Dimensions



Specification Information

Step 1.

IH353.

Step 2. Depth

07 7" deep

Step 3. Width

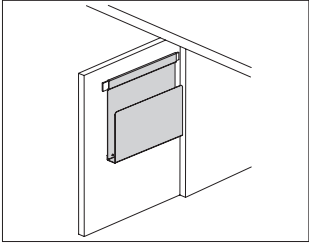
10 10" wide

Prices for Steps 1-3.

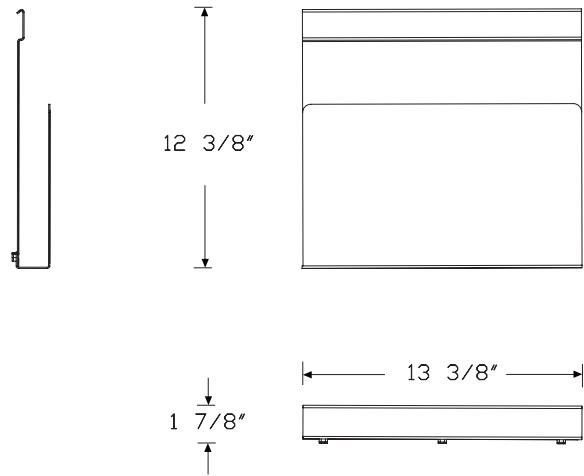
|           |       |
|-----------|-------|
|           | 10    |
| IH353. 07 | \$170 |

Ambit™ Document Holder

YT716.



| Product Information   |
|---|
| Description   |
| This document holder rests on the optional tool rail of the Ambit™ Shroud. It has a painted metal surface and is designed to hold folders or personal office items. |
| Notes   |
| Document holder designed for use with Ambit shroud (DV8S) with tool rail (2) option.  |
| Not available for use as a stand-alone accessory.   |
| See planning guide for additional information.  |
| Dimensions  |

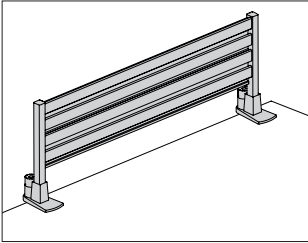


| Specification Information                                     |
|---|
| Step 1.   |
| YT716. <span>A</span>   |
| Step 2. Shelf Product Attachment                              |
| S3 shroud - 30" deep tables <span>A</span>                    |
| Prices for Steps 1-2.   |
| YT716. S3 <span>\$193</span>                                  |
| Step 3. Finish  |
| 8Q folkstone grey (CP) <span>A</span> <span>+\$0</span>       |
| 91 white (CP) <span>A</span> <span>+\$0</span>                |
| 98 studio white (CP) <span>A</span> <span>+\$0</span>         |
| BK black <span>A</span> <span>+\$0</span>                     |
| DB3 glacier <span>A</span> <span>+\$10</span>                 |
| DN2 nightfall <span>A</span> <span>+\$10</span>               |
| DR1 canyon <span>A</span> <span>+\$10</span>                  |
| G1 graphite (CP) <span>A</span> <span>+\$0</span>             |
| OLF olive <span>A</span> <span>+\$10</span>                   |
| UBK ultra black (CP) <span>A</span> <span>+\$0</span>         |
| WL warm stone (CP) <span>A</span> <span>+\$0</span>           |
| WN warm grey neutral <span>A</span> <span>+\$0</span>         |
| 611 beige mist metallic (CP) <span>A</span> <span>+\$0</span> |
| 613 silver (CP) <span>A</span> <span>+\$0</span>              |
| SNA satin aluminum <span>A</span> <span>+\$15</span>          |
| SNB satin bronze <span>A</span> <span>+\$15</span>            |
| SNC satin carbon <span>A</span> <span>+\$15</span>            |

Thrive™ Work Tools

Surface-Attached Tool Rail

Y7100.



Product Information

Description

This all metal rail clamps to the edge of a freestanding surface. It has 4 forward facing slots for mounting. Accessories typically used on Ethospace® tiles and Action Office® rail tiles can be mounted on this surface attached tool rail.

Notes

Order accessories such as paper trays and shelves separately.

Surface clamp adjusts to fit surfaces 1/2" to 1 5/8" thick.

Gap on back side of surface will be 1" to allow for clamping bracket attachment.

There are 4 horizontal slots for hanging accessories on the 8" height unit. 8" height refers to tile height; overall height from top of surface is approximately 10".

Usable hanging space approximately 3" less than overall width.

Not recommended for use with rail mounted monitor arms.

Dimensions

Specification Information

Step 1.

Y7100.

Step 2. Width

|    |          |
|----|----------|
| 24 | 24" wide |
| 30 | 30" wide |
| 36 | 36" wide |

Step 3. Height/Attachment

|    |                                      |
|----|--------------------------------------|
| 08 | 8" high with standard clamp          |
| 09 | 8" high with canvas metal desk mount |

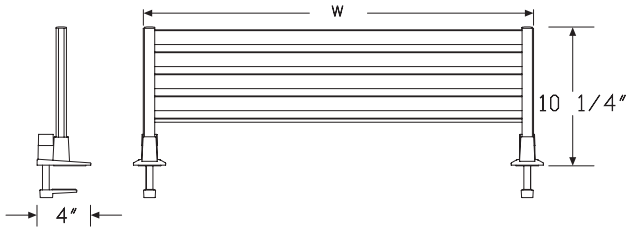
Prices for Steps 1-3.

|        |    |       |     |
|--------|----|-------|-----|
|        |    | 08    | 09  |
| Y7100. | 24 | \$469 | 665 |
|        | 30 | \$513 | 735 |
|        | 36 | \$559 | 801 |

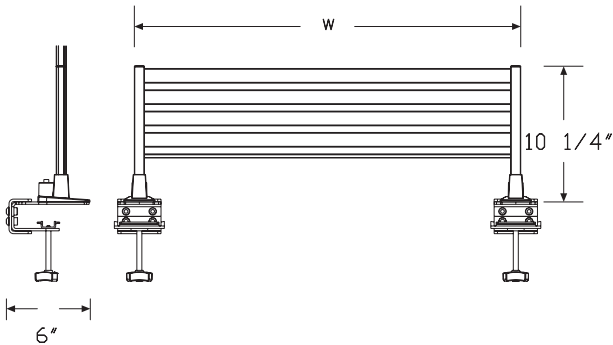
Step 4. Finish

|     |               |      |
|-----|---------------|------|
| 613 | silver (CP)   | +\$0 |
| G1  | graphite (CP) | +\$0 |
| 91  | white (CP)    | +\$0 |

Thrive™ Work Tools



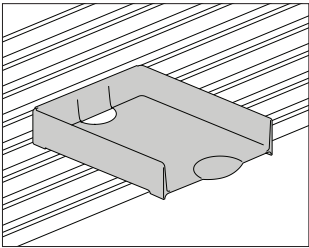
Surface-attached tool rail



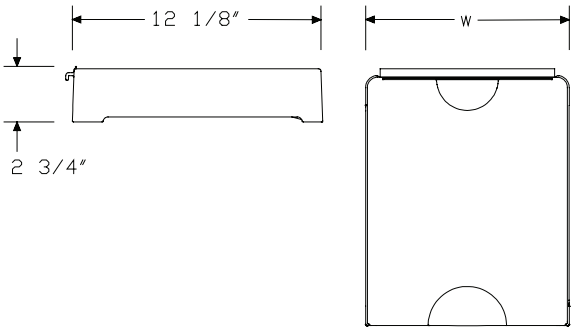
Canvas Metal Desk mounting bracket

Paper Tray

Y7216.



| Product Information  |
|--|
| Description  |
| This plastic tray hangs from a rail or stands alone to horizontally store letter- or legal-size papers. It has 4 integrated feet on the bottom of the tray for standing on a surface or for stacking vertically. |
| Dimensions   |

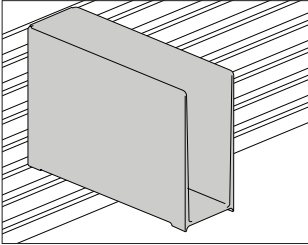


| Specification Information |
|---------------------------|
| Step 1.                   |
| Y7216.                    |
| Step 2. Width             |
| 10 10" wide               |
| 16 16" wide               |
| Prices for Steps 1-2.     |
| Y7216. 10 \$50            |
| 16 \$65                   |
| Step 3. Surface Finish    |
| UBK ultra black (CP) +\$0 |
| 91 white (CP) +\$0        |
| CL cool grey neutral +\$0 |
| G1 graphite (CP) +\$0     |
| HF inner tone light +\$0  |
| LT light tone +\$0        |
| LU soft white +\$0        |
| MT medium tone +\$0       |
| WN warm grey neutral +\$0 |

Thrive™ Work Tools

Vertical Tray

Y7217.



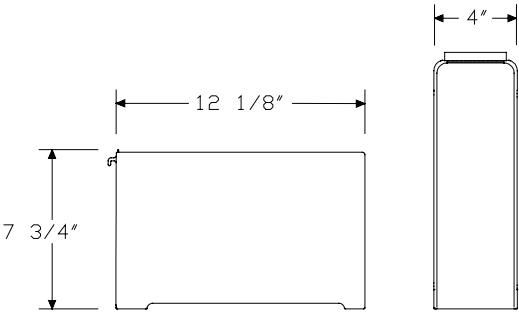
Product Information

Description

This plastic tray hangs from a rail or stands alone to vertically store papers, binders, and folders.

Dimensions

Thrive™ Work Tools



Specification Information

Step 1.

Y7217.4

\$59

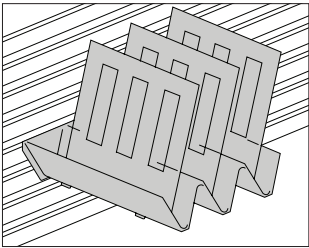
Step 2. Surface Finish

|     |                   |      |
|-----|-------------------|------|
| UBK | ultra black (CP)  | +\$0 |
| 91  | white (CP)        | +\$0 |
| CL  | cool grey neutral | +\$0 |
| G1  | graphite (CP)     | +\$0 |
| HF  | inner tone light  | +\$0 |
| LT  | light tone        | +\$0 |
| LU  | soft white        | +\$0 |
| MT  | medium tone       | +\$0 |
| WN  | warm grey neutral | +\$0 |

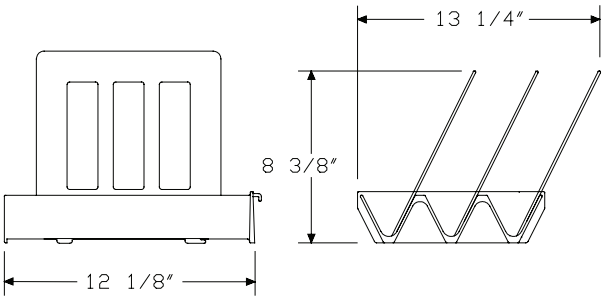


Diagonal Tray

Y7218.



| Product Information   |
|---|
| Description   |
| This plastic tray hangs from a rail or stands alone to store papers and folders. It has 3 dividers that move to support left- or right-handed activities. |
| Dimensions  |




| Specification Information |                   |      |
|---------------------------|-------------------|------|
| Step 1.                   |                   |      |
| Y7218.                    |                   | \$82 |
| Step 2. Surface Finish    |                   |      |
| UBK                       | ultra black (CP)  | +\$0 |
| 91                        | white (CP)        | +\$0 |
| CL                        | cool grey neutral | +\$0 |
| G1                        | graphite (CP)     | +\$0 |
| HF                        | inner tone light  | +\$0 |
| LT                        | light tone        | +\$0 |
| LU                        | soft white        | +\$0 |
| MT                        | medium tone       | +\$0 |
| WN                        | warm grey neutral | +\$0 |

Thrive™ Work Tools

Pencil Holder

Y7233.



Product Information

Description

This bin hangs from a work tool support product. It holds pens, pencils, markers, a cell phone, or other small items. Finish is 91 white.

Dimensions

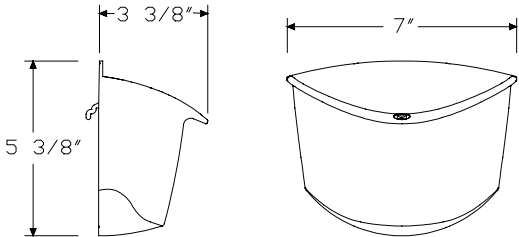
Specification Information

Step 1.

Y7233.

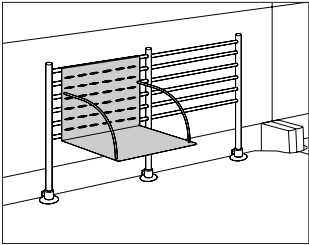
\$42

Thrive™ Work Tools



Binder Shelf

Y7312.

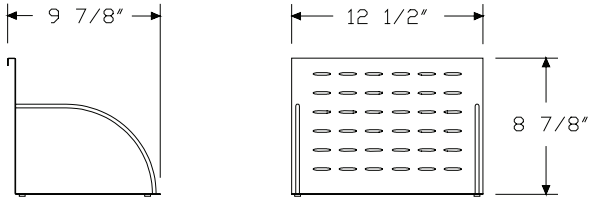


Product Information

Description

This 12"-wide shelf hangs from a rail to vertically store binders and books.

Dimensions



Specification Information

Step 1.

Y7312.12

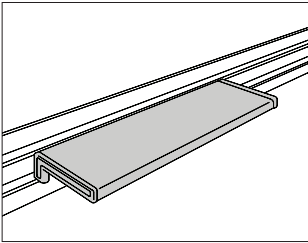
\$249

| Step 2. Surface Finish |                     |      |
|------------------------|---------------------|------|
| G1                     | graphite (CP)       | +\$0 |
| UBK                    | ultra black (CP)    | +\$0 |
| 8Q                     | folkstone grey (CP) | +\$0 |
| EH                     | metallic bronze     | +\$0 |
| HF                     | inner tone light    | +\$0 |
| LU                     | soft white          | +\$0 |
| MT                     | medium tone         | +\$0 |
| SG                     | slate grey          | +\$0 |
| WL                     | warm stone (CP)     | +\$0 |

Thrive™ Work Tools

Mini-Shelf

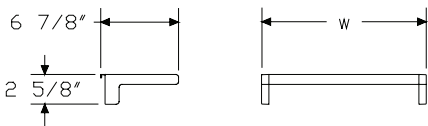
Y7310.



| Product Information  |
|--|
| Description  |
| This shelf hangs from a rail to hold or display small items.   |
| Metallic silver (MS) shelf has cool grey neutral (CL) ends; metallic champagne (CN) and metallic bronze (EH) shelves have warm grey neutral (WN) ends. |
| Dimensions   |

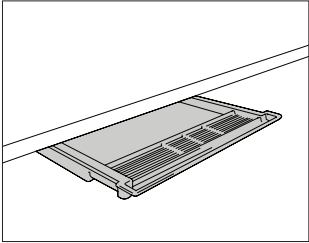
| Specification Information |
|---------------------------|
| Step 1.                   |
| Y7310.                    |
| Step 2. Width             |
| 1515" wide                |
| 2424" wide                |
| 3030" wide                |
| Prices for Steps 1-2.     |
| Y7310. 15\$84             |
| 24\$87                    |
| 30\$102                   |
| Step 3. Surface Finish    |
| UBKultra black (CP)+\$0   |
| 8Qfolkstone grey (CP)+\$0 |
| CLcool grey neutral+\$0   |
| EHmetallic bronze+\$0     |
| HFinner tone light+\$0    |
| LUsoft white+\$0          |
| MTmedium tone+\$0         |
| SGslate grey+\$0          |
| WLwarm stone (CP)+\$0     |
| WNwarm grey neutral+\$0   |

Thrive™ Work Tools

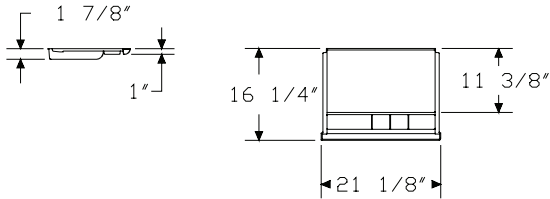


Pencil Drawer

Y5010.



| Product Information  |
|--|
| Description  |
| This plastic drawer mounts under a hanging or freestanding work surface to store pencils and other small items. Mounting hardware is included. |
| Dimensions   |

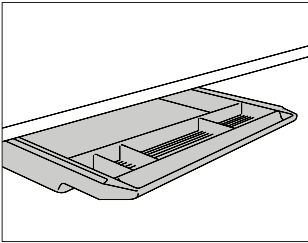


| Specification Information |
|---------------------------|
| Step 1.                   |
| Y5010.                    |
| \$76                      |
| Step 2. Surface Finish    |
| UBK ultra black (CP)      |
| 8Q folkstone grey (CP)    |
| HF inner tone light       |
| LT light tone             |
| LU soft white             |
| MT medium tone            |
| SG slate grey             |
| WL warm stone (CP)        |
| WN warm grey neutral      |
| +\$0                      |
| +\$0                      |
| +\$0                      |
| +\$0                      |
| +\$0                      |
| +\$0                      |
| +\$0                      |
| +\$0                      |
| +\$0                      |

Thrive™ Work Tools

Metal Pencil Drawer

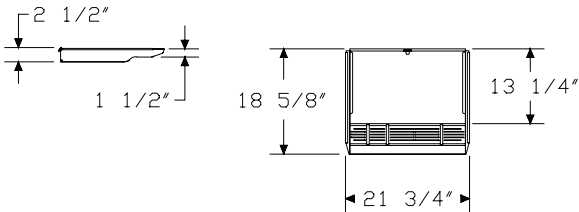
Y5012.



Product Information

**Description**  
This metal drawer mounts under a hanging or freestanding work surface to store pencils and other small items. Mounting hardware is included.

Dimensions



Specification Information

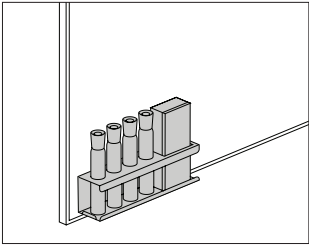
**Step 1.**  
**Y5012.** \$317

Step 2. Surface Finish

|            |                     |      |
|------------|---------------------|------|
| <b>UBK</b> | ultra black (CP)    | +\$0 |
| <b>8Q</b>  | folkstone grey (CP) | +\$0 |
| <b>98</b>  | studio white (CP)   | +\$0 |
| <b>HF</b>  | inner tone light    | +\$0 |
| <b>LT</b>  | light tone          | +\$0 |
| <b>LU</b>  | soft white          | +\$0 |
| <b>MT</b>  | medium tone         | +\$0 |
| <b>SG</b>  | slate grey          | +\$0 |
| <b>WL</b>  | warm stone (CP)     | +\$0 |
| <b>WN</b>  | warm grey neutral   | +\$0 |

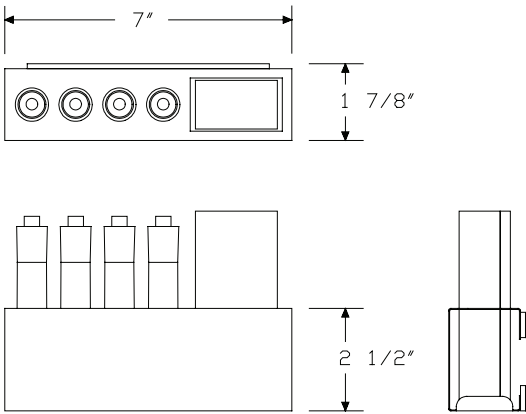
Marker/Eraser Holder

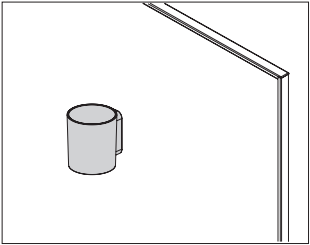
Y7231.



| Product Information   |
|---|
| Description   |
| This metal holder includes 4 erasable markers and an eraser. It attaches to a vertical surface with hook-and-loop fastener, 2-sided tape, or magnetic tape (also included). |
| Dimensions  |

| Specification Information |                  |       |
|---------------------------|------------------|-------|
| Step 1.                   |                  |       |
| Y7231.                    |                  | \$191 |
| Step 2. Finish            |                  |       |
| 613                       | silver (CP)      | +\$0  |
| UBK                       | ultra black (CP) | +\$0  |
| 91                        | white (CP)       | +\$0  |
| BK                        | black            | +\$0  |



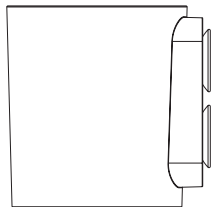




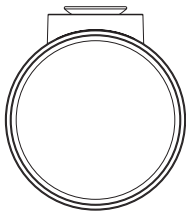


Product Information

**Description**  
This marker cup comes with 1 cup-style holder, 4 dry erase markers (1 each of black, red, blue, and green), and 1 microfiber towel. The cup attaches to a vertical, hard surface with suction cups or can sit flat on a worksurface.

Dimensions

Thrive™ Work Tools



Specification Information

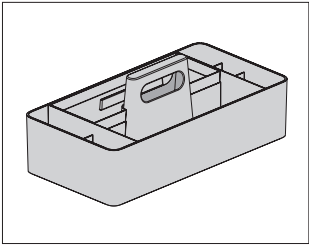
**Step 1.**

**Y7235.** \$125

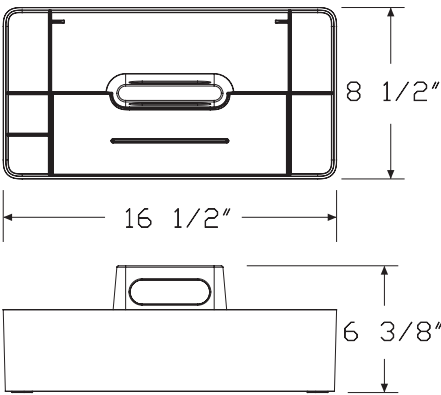
Step 2. Finish

|            |                     |      |
|------------|---------------------|------|
| <b>8Q</b>  | folkstone grey (CP) | +\$0 |
| <b>BK</b>  | black               | +\$0 |
| <b>DB3</b> | glacier             | +\$5 |
| <b>DN2</b> | nightfall           | +\$5 |
| <b>DR1</b> | canyon              | +\$5 |
| <b>OLF</b> | olive               | +\$5 |
| <b>UBK</b> | ultra black (CP)    | +\$0 |





| Product Information   |
|---|
| Description   |
| This molded plastic workbox comes in 1 size and fits onto an OE1 Storage Trolley. |
| Notes   |
| Order OE1 storage trolley (HZ800., HZ82x., HZ83x.) separately.                    |
| Dimensions  |



| Specification Information |
|---------------------------|
| Step 1.                   |
| Y7236.                    |
| Step 2. Width             |
| 17 17" wide               |
| Step 3. Depth             |
| 09 9" deep                |
| Prices for Steps 1-3.     |
|                           |
| Y7236. 17                 |
|                           |
| Step 4. Workbox Finish    |
| 8Q folkstone grey (CP)    |
| DB3 glacier               |
| DN3 nightfall lt          |

09

\$246

+\$0

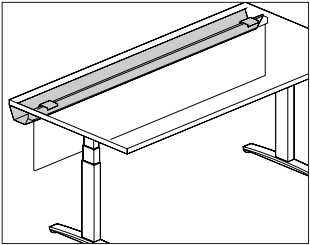
+\$0

+\$0

Thrive™ Work Tools

Cable Trough

Y1200.



Product Information

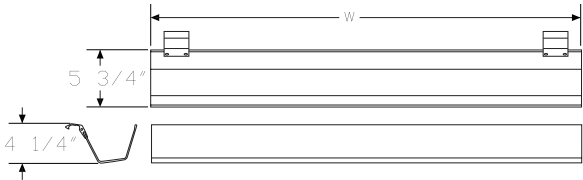
Description

This trough attaches to a table, desk, peninsula, or work surface to hold and conceal cords and cables. It pivots down to allow easy access when laying cords inside, and can be specified with an optional modesty panel. The modesty panel has a fabric surface with aluminum top rail. Attachment hardware is included.

Notes

Specify trough to be equal to or less than the surface width.

Dimensions



Specification Information

Step 1.

Y1200.

Step 2. Width

|    |          |
|----|----------|
| 24 | 24" wide |
| 30 | 30" wide |
| 36 | 36" wide |
| 42 | 42" wide |
| 48 | 48" wide |

Step 3. Modesty Panel Option

|   |                  |
|---|------------------|
| N | no modesty panel |
| M | modesty panel    |

Prices for Steps 1-3.

|        |    | N     | M   |
|--------|----|-------|-----|
| Y1200. | 24 | \$392 | 500 |
|        | 30 | \$428 | 562 |
|        | 36 | \$469 | 613 |
|        | 42 | \$514 | 670 |
|        | 48 | \$553 | 728 |

Step 4. Cable Trough Finish

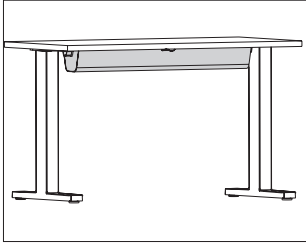
|    |                         |      |
|----|-------------------------|------|
| AN | clear anodized aluminum | +\$0 |
|----|-------------------------|------|

Step 5. Modesty Panel Fabric

|                       |       |
|-----------------------|-------|
| For modesty panel (M) |       |
| Price Category 4      | +\$28 |

# Hinged Cable Trough

Y1300.



## Product Information

### Description

This sheet metal trough is a stand-alone cable management tray that mounts to the underside of a work surface to hold and conceal cords and cables. It can be used with a Logic Mini unit for cord storage or used alone with cords routed through the ends of the trough. Trough holds cords in place when open.

### Notes

Power strip (Y1500.) is intended to be housed inside the trough for additional power access.

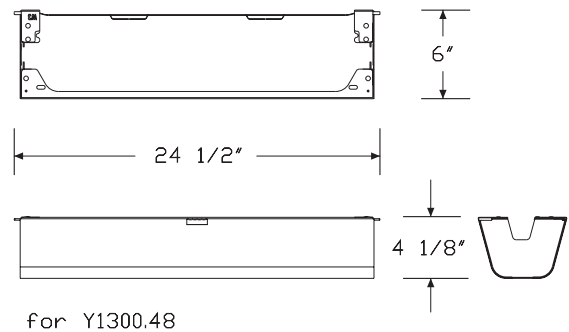
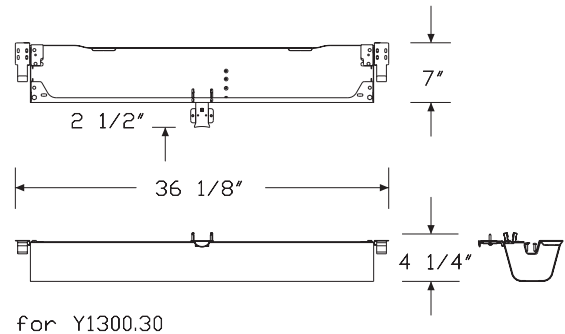
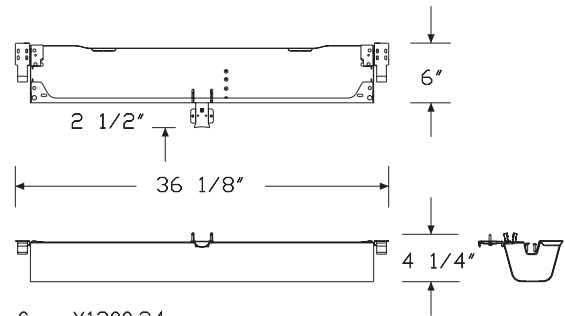
Hinged cable trough works best with a Motia® Vista™ height adjustable table (DV6GT.). Can be used on any other work surface that has the clearance for the overall dimensions listed below.

When specifying a 24"D×54"W table with legs inbound for under surface storage on both ends (2) option, the hinged cable trough option is not available. It is recommended to use the (Y1200.48N) cable trough, ordered separately.

Order the following products separately:

- Power strip (Y1500.)
- Logic Mini (Y1414., Y1412.)

## Dimensions



Thrive™ Work Tools

Thrive™ Work Tools

Specification Information

Step 1.

Y1300. ☐ A

Step 2. Work Surface Depth

- 24 for use with 24" deep work surface ☐ A
- 30 for use with 30" deep work surface ☐ A
- 48 for use with a 24" or 30" deep x 48" wide Motia C-Leg Table ☐ A

Prices for Steps 1-2.

|           |       |
|-----------|-------|
| Y1300. 24 | \$261 |
| 30        | \$283 |
| 48        | \$245 |

Step 3. Finish

Smooth Paint

|    |  |      |
|----|--|------|
| 8Q | folkstone grey (CP) <input type="checkbox"/> A | +\$0 |
| 91 | white (CP) <input type="checkbox"/> A          | +\$0 |
| 98 | studio white (CP) <input type="checkbox"/> A   | +\$0 |
| CL | cool grey neutral <input type="checkbox"/> A   | +\$0 |
| WL | warm stone (CP) <input type="checkbox"/> A     | +\$0 |
| WN | warm grey neutral <input type="checkbox"/> A   | +\$0 |

Sand Texture Paint

|    |  |      |
|----|--|------|
| BK | black <input type="checkbox"/> A         | +\$0 |
| G1 | graphite (CP) <input type="checkbox"/> A | +\$0 |

Metallic Paint

|     |  |      |
|-----|--|------|
| SNB | satin bronze <input type="checkbox"/> A    | +\$0 |
| EH  | metallic bronze <input type="checkbox"/> A | +\$0 |

## Index by Product Name

| Thrive™ Portfolio  |             |
|--|-------------|
| Accessory Shelf  | page(s) 134 |
| Ambit™ Cork Tray   | 136         |
| Ambit™ Document Holder   | 137         |
| Bag Hook   | 131         |
| Binder Shelf   | 143         |
| Cable Trough   | 150         |
| Connect™ Block Connector, 2-Circuit                                      | 64          |
| Connect™ Block Connector, 4-Circuit                                      | 76          |
| Connect™ Conduit Clamp   | 80          |
| Connect™ Dual Junction Block Power Kit, 4-Circuit                        | 68          |
| Connect™ Dual Receptacle Power Kit, 2-Circuit                            | 59          |
| Connect™ Duplex Receptacle, 2-Circuit, 15 Amp                            | 58          |
| Connect™ Duplex Receptacle, 4-Circuit                                    | 74          |
| Connect™ Ganging Bracket Kit   | 79          |
| Connect™ Jumper, 2-Circuit   | 61          |
| Connect™ Junction Block, 4-Circuit                                       | 72          |
| Connect™ Junction Block Brackets, 4-Circuit                              | 75          |
| Connect™ Junction Block to Junction Block Jumper, 4-Circuit              | 70          |
| Connect™ - Modular Power Entry, 2 Circuit, Architectural Wall Receptacle |             |
| Box  | 57          |
| Connect™ -Modular Power Entry, 4 Circuit, Architectural Wall Junction    |             |
| Box  | 67          |
| Connect™ -Power Entry, 2-Circuit   | 56          |
| Connect™ -Power Entry, 4-Circuit   | 65          |
| Connect™ -Power Entry, 4-Circuit, New York City                          | 66          |
| Connect™ -Power Entry with Plug End, 20 Amp                              | 55          |
| Connect™ Receptacle Brackets, 2-Circuit                                  | 63          |
| Connect™ -S100   | 41          |
| Connect™ -S200   | 42          |
| Connect™ -S300   | 43          |
| Connect™ - S310 Electrical Unit with Connect Modular Connection          | 78          |
| Connect™ -S400   | 45          |
| Connect™ -S500   | 46          |
| Connect™ - S720 - Connect Single Circuit Power Unit                      | 49          |
| Connect™ - S730 - Connect Single Circuit Power Unit                      | 50          |
| Connect™ - S740 - Connect Single Circuit Power Unit                      | 51          |
| Connect™ - S750 - Connect Single Circuit Power Unit                      | 53          |
| Connect™ Single Circuit Electrical By-Pass Jumper                        | 48          |
| Connect™ Single Circuit Electrical Power Entry                           | 47          |
| Connect™ Transition Jumper, 2- to 4-Circuit                              | 77          |
| Controlled Receptacle Decal (12 per sheet)                               | 27          |
| Cord Cleat   | 120         |
| Diagonal Tray  | 141         |
| Fabric Modesty Panel   | 98          |
| Flo® X Dual Mount Bar - Bar only   | 11          |
| Flo® X Monitor Arm - Arm Only  | 7           |

|  |     |
|--|-----|
| Flo® X Monitor Arm - Assembly                      | 5   |
| Flo® X Multi Mount Handle                          | 13  |
| Flo® X Multi Mount Monitor Arm - Arm Only          | 8   |
| Flo® X Triple Bar Extension Kit                    | 12  |
| Flo® X Two-Piece Clamp Mount - Clamp only          | 10  |
| Freestanding Shelf                                 | 116 |
| Freestanding Shelf Liner                           | 127 |
| Glass White Board                                  | 95  |
| Hinged Cable Trough                                | 151 |
| Laminate Screen, Surface Attached                  | 88  |
| Large Organizer                                    | 110 |
| Logic C1000 Universal Clamp Mount Distributor      | 23  |
| Logic G1000 Grommet Mounted Electrical Distributor | 25  |
| Logic G1200 Grommet Pass Thru                      | 39  |
| Logic HD Cable Manager                             | 40  |
| Logic Mini   | 19  |
| Logic Mini Grommet                                 | 38  |
| Logic Mini - Vine                                  | 21  |
| Logic Reach™ Canvas Channel System Start           | 33  |
| Logic Reach™ Canvas Dock System Start              | 32  |
| Logic Reach™ Canvas Vista System Start             | 34  |
| Logic Reach™ Canvas Wall System Start              | 30  |
| Logic Reach™ Electrical Hub                        | 37  |
| Logic Reach™ Floor Start                           | 29  |
| Logic Reach™ Overlay System Start                  | 35  |
| Logic Reach™ Under Carpet Track                    | 36  |
| Logic Reach™ Wall Start                            | 28  |
| Magnetic Document Clip                             | 117 |
| Magnetic Marker Board                              | 122 |
| Marker/Eraser Holder                               | 147 |
| Metal Marker Board, Fabric Screen Attached         | 90  |
| Metal Marker Board, Screen Attached                | 91  |
| Metal Pencil Drawer                                | 146 |
| Mini-Shelf   | 144 |
| Mobile Bag Catch                                   | 133 |
| Mobile Bag Catch Base Liner                        | 129 |
| Mobile Bag Catch Shelf Liner                       | 130 |
| Modesty Panel                                      | 96  |
| Monitor Platform Shelf                             | 115 |
| Monitor Platform Shelf Liner                       | 126 |
| Name Tag   | 118 |
| OE1 Marker Cup                                     | 148 |
| OE1 Metal Boundary Screen                          | 106 |
| OE1 Movable Screen, Flat Edge                      | 103 |
| OE1 Movable Screen, Pari                           | 99  |
| OE1 Workbox  | 149 |
| Organizer Liner                                    | 124 |

|  |     |
|--|-----|
| Oripura Laptop Stand   | 14  |
| Paper Tray   | 139 |
| Pari Screen, Height Adjustable Tables                                  | 81  |
| Pencil Drawer  | 145 |
| Pencil Holder  | 142 |
| Personal Side Screen   | 84  |
| Rod Bookend  | 121 |
| Shelf  | 112 |
| Shelf Backdrop   | 114 |
| Shelf Liner  | 125 |
| Slim Screen  | 111 |
| Slim Screen Liner  | 128 |
| Small Organizer  | 109 |
| Squared-Edge Corner Wedge  | 15  |
| Surface-Attached Screen, Flat Edge                                     | 85  |
| Surface-Attached Tool Rail   | 138 |
| Surface Clamp  | 123 |
| Tone™ Personal Light   | 107 |
| Tone™ Single-Arm Personal Light  | 108 |
| Track Mount CPU Enclosure  | 18  |
| Track Mount Small Cradle CPU Support                                   | 17  |
| Vertical Tray  | 140 |
| Vista Modesty Screen - Double Sided, Height Adjustable Table           | 94  |
| Vista Privacy + Modesty Screen - Double Sided, Height Adjustable Table | 93  |

## Index by Product Number

|   |            |  |     |
|---|------------|--|-----|
| G9999. Controlled Receptacle Decal (12 per sheet)                                   | page(s) 27 | Y1372. Connect™ - S720 - Connect Single Circuit Power Unit | 49  |
| IH353. Ambit™ Cork Tray   | 136        | Y1373. Connect™ - S730 - Connect Single Circuit Power Unit | 50  |
| Y1113. Modesty Panel  | 96         | Y1374. Connect™ - S740 - Connect Single Circuit Power Unit | 51  |
| Y1114. Fabric Modesty Panel   | 98         | Y1375. Connect™ - S750 - Connect Single Circuit Power Unit | 53  |
| Y1116. Pari Screen, Height Adjustable Tables  | 81         | Y1377. Connect™ Single Circuit Electrical Power Entry      | 47  |
| Y1117. Personal Side Screen   | 84         | Y1378. Connect™ Single Circuit Electrical By-Pass Jumper   | 48  |
| Y1118. Surface-Attached Screen, Flat Edge   | 85         | Y1412. Logic Mini Grommet                                  | 38  |
| Y1120. Laminate Screen, Surface Attached  | 88         | Y1414. Logic Mini  | 19  |
| Y1123. Metal Marker Board, Fabric Screen Attached                                   | 90         | Y1415. Logic Mini - Vine                                   | 21  |
| Y1124. Metal Marker Board, Screen Attached  | 91         | Y1420. Logic G1200 Grommet Pass Thru                       | 39  |
| Y1130. Vista Privacy + Modesty Screen - Double Sided, Height Adjustable Table       | 93         | Y1423. Logic C1000 Universal Clamp Mount Distributor       | 23  |
| Y1131. Vista Modesty Screen - Double Sided, Height Adjustable Table                 | 94         | Y1424. Logic HD Cable Manager                              | 40  |
| Y1141. OE1 Movable Screen, Pari   | 99         | Y1425. Logic G1000 Grommet Mounted Electrical Distributor  | 25  |
| Y1142. OE1 Movable Screen, Flat Edge  | 103        | Y1450. Logic Reach™ Wall Start                             | 28  |
| Y1143. OE1 Metal Boundary Screen  | 106        | Y1451. Logic Reach™ Floor Start                            | 29  |
| Y1200. Cable Trough   | 150        | Y1460. Logic Reach™ Canvas Wall System Start               | 30  |
| Y1300. Hinged Cable Trough  | 151        | Y1461. Logic Reach™ Canvas Dock System Start               | 32  |
| Y1321. Connect™ -S100   | 41         | Y1462. Logic Reach™ Canvas Channel System Start            | 33  |
| Y1322. Connect™ -S200   | 42         | Y1464. Logic Reach™ Canvas Vista System Start              | 34  |
| Y1323. Connect™ -S300   | 43         | Y1465. Logic Reach™ Overlay System Start                   | 35  |
| Y1324. Connect™ -S400   | 45         | Y1470. Logic Reach™ Under Carpet Track                     | 36  |
| Y1325. Connect™ -S500   | 46         | Y1480. Logic Reach™ Electrical Hub                         | 37  |
| Y1329. Connect™ - S310 Electrical Unit with Connect Modular Connection              | 78         | Y2091. Squared-Edge Corner Wedge                           | 15  |
| Y1338. Connect™ -Ganging Bracket Kit  | 79         | Y5010. Pencil Drawer                                       | 145 |
| Y1339. Connect™ -Conduit Clamp  | 80         | Y5012. Metal Pencil Drawer                                 | 146 |
| Y1340. Connect™ -Dual Receptacle Power Kit, 2-Circuit                               | 59         | Y6480. Tone™ Personal Light                                | 107 |
| Y1341. Connect™ -Power Entry, 2-Circuit   | 56         | Y6481. Tone™ Single-Arm Personal Light                     | 108 |
| Y1342. Connect™ -Power Entry with Plug End, 20 Amp                                  | 55         | Y7100. Surface-Attached Tool Rail                          | 138 |
| Y1343. Connect™ -Jumper, 2-Circuit  | 61         | Y7216. Paper Tray  | 139 |
| Y1344. Connect™ -Block Connector, 2-Circuit   | 64         | Y7217. Vertical Tray                                       | 140 |
| Y1345. Connect™ -Duplex Receptacle, 2-Circuit, 15 Amp                               | 58         | Y7218. Diagonal Tray                                       | 141 |
| Y1347. Connect™ -Receptacle Brackets, 2-Circuit                                     | 63         | Y7231. Marker/Eraser Holder                                | 147 |
| Y1349. Connect™ - Modular Power Entry, 2 Circuit, Architectural Wall Receptacle Box | 57         | Y7232. Glass White Board                                   | 95  |
| Y1350. Connect™ -Dual Junction Block Power Kit, 4-Circuit                           | 68         | Y7233. Pencil Holder                                       | 142 |
| Y1351. Connect™ -Power Entry, 4-Circuit   | 65         | Y7235. OE1 Marker Cup                                      | 148 |
| Y1352. Connect™ -Power Entry, 4-Circuit, New York City                              | 66         | Y7236. OE1 Workbox   | 149 |
| Y1353. Connect™ -Junction Block to Junction Block Jumper, 4-Circuit                 | 70         | Y7310. Mini-Shelf  | 144 |
| Y1354. Connect™ -Block Connector, 4-Circuit   | 76         | Y7312. Binder Shelf  | 143 |
| Y1355. Connect™ -Duplex Receptacle, 4-Circuit                                       | 74         | Y91195 Flo® X Monitor Arm - Assembly                       | 5   |
| Y1356. Connect™ -Transition Jumper, 2- to 4-Circuit                                 | 77         | Y92075 Oripura Laptop Stand                                | 14  |
| Y1357. Connect™ -Junction Block Brackets, 4-Circuit                                 | 75         | Y94100 Track Mount Small Cradle CPU Support                | 17  |
| Y1358. Connect™ -Junction Block, 4-Circuit  | 72         | Y94102 Track Mount CPU Enclosure                           | 18  |
| Y1359. Connect™ -Modular Power Entry, 4 Circuit, Architectural Wall Junction Box    | 67         | Y98000 Flo® X Monitor Arm - Arm Only                       | 7   |
|   |            | Y98001 Flo® X Multi Mount Monitor Arm - Arm Only           | 8   |
|   |            | Y98002 Flo® X Dual Mount Bar - Bar only                    | 11  |
|   |            | Y98003 Flo® X Triple Bar Extension Kit                     | 12  |
|   |            | Y98004 Flo® X Multi Mount Handle                           | 13  |

|        |   |     |
|--------|---|-----|
| Y98005 | Flo® X Two-Piece Clamp Mount - Clamp only | 10  |
| YT100  | Small Organizer                           | 109 |
| YT150  | Large Organizer                           | 110 |
| YT200  | Slim Screen                               | 111 |
| YT300  | Shelf                                     | 112 |
| YT310  | Shelf Backdrop                            | 114 |
| YT320  | Monitor Platform Shelf                    | 115 |
| YT330  | Freestanding Shelf                        | 116 |
| YT400  | Magnetic Document Clip                    | 117 |
| YT410  | Name Tag                                  | 118 |
| YT430  | Cord Cleat                                | 120 |
| YT440  | Rod Bookend                               | 121 |
| YT450  | Magnetic Marker Board                     | 122 |
| YT460  | Surface Clamp                             | 123 |
| YT500  | Organizer Liner                           | 124 |
| YT510  | Shelf Liner                               | 125 |
| YT520  | Monitor Platform Shelf Liner              | 126 |
| YT530  | Freestanding Shelf Liner                  | 127 |
| YT540  | Slim Screen Liner                         | 128 |
| YT560  | Mobile Bag Catch Base Liner               | 129 |
| YT565  | Mobile Bag Catch Shelf Liner              | 130 |
| YT700  | Bag Hook                                  | 131 |
| YT710  | Mobile Bag Catch                          | 133 |
| YT715  | Accessory Shelf                           | 134 |
| YT716  | Ambit™ Document Holder                    | 137 |





## 20-Day or Less/Assigned Lead-Time Order Information

GSA

### 20-Day or Less and Assigned Lead-Time Programs

20-day or less and assigned lead-time products are designed for established Herman Miller dealers with pre-approved credit.

Products are distributed from multiple manufacturing facilities across the United States. All products and options not designated by an Assigned Lead-Time icon  will ship in 20 business days or less after being acknowledged by Herman Miller. Products and options designated by an  are on the assigned lead-time program and will ship in 20 days, less than 20 days, or more than 20 days from order acknowledgement.

### Ordering Procedure

Please place orders through Order Manager. If this is not available to you, place orders through mail or fax. Verbal purchase orders will not be accepted.

Order Entry fax number for Meridian® Filing and Storage:

(616) 846 9236.

Order Entry fax number for all other products:

(616) 654 3085.

For more information, contact your Customer Care representative at:

(866) 854 3048 ext 3400.

### Shipments and Delivery

Per Herman Miller Terms and Conditions.

### Changes and Cancellation

Per Herman Miller Terms and Conditions.



# Customer's Own Material Order Information — Workspaces

GSA

## Customer's Own Material

### Program Overview

The Customer's Own Material (COM) program gives you the option of using textiles other than those listed. Herman Miller will test textiles for application to Herman Miller products and will process orders for those with approved COM textiles only. COM textiles are on assigned lead times.

Omni lists an overview of fabrics that have been tested and indicates whether or not they were approved for application to Herman Miller products.

Specific information on the terms and conditions, testing, approval, and ordering process for COM is listed below. Questions about the COM program and requests for assistance may be directed to your COM representative at:

(616) 654 3400

(866) 854 3048 ext 6543400

### Customer's Own Material Warranty

Herman Miller does not warrant COM textiles. COM textiles are tested for application only; they are not tested for performance. The Herman Miller warranty does apply to the underlying products.

Suppliers of COM textiles are responsible for color consistency within commercial tolerances, UV stability, and resistance to soiling and perspiration.

### Customer's Own Material Pricing

COM is a Category 1 fabric. There are no application charges for COM fabrics.

Ordering and payment for COM textile yardage are the responsibility of the customer and the textile supplier.

If desired, Herman Miller will purchase COM textiles directly from Maharam, Camira, C.F. Stinson, Guilford of Maine, Luna Textiles, Momentum Textiles and Ultrafabrics to simplify ordering and shipment. For this service, refer to the Supplier Connection program.

### Application Note

Herman Miller does not guarantee that Customer's Own Material (COM) fabric patterns will align across panels/tiles or from one screen to the next. We also do not guarantee that COM fabric designs will be positioned consistently in the same location across several panels, tiles, or screens.

### Textile Approval

1. Select a COM textile and a Herman Miller product.
2. If your textile does not show as tested in Omni, submit a request. You will be required to select a specific color of the textile and feature of the product to test, i.e., seat, back, etc.
3. Herman Miller will notify you of approval or disapproval within 4 days from receipt of the test yardage.

Customer’s Own Material  
Order Information —  
Workspaces

continued

GSA

Ordering Products with COM

1. Refer to the specific products to determine the yardage required for COM textiles.  
*Note: Yardage requirements are based on nondirectional, 54"-wide textiles. 66"-wide textiles are needed for application on 60"-wide products. Additional yardage may be needed due to the unique characteristics of a textile.*
2. Obtain the COM ID# in Omni. If the color you are ordering does not have a COM ID# assigned, click "Create ID".
3. Enter your order on Order Manager in Omni.
4. Upon receipt of your purchase order, Herman Miller will send you a PO acknowledgment.
5. Arrangements must be made for the textiles to be shipped from the supplier to Herman Miller for application to the Herman Miller products. Textiles must be tagged with the assigned identification number and the roll yardage quantity. See Omni for shipping procedures and current shipping addresses or contact a COM representative at (616) 654 3400 or (866) 854 3048 ext 6543400.  
Products will be scheduled for production when COM textiles are received at Herman Miller. Standard lead times in effect at that time will apply.

*Note: If textiles are to be purchased directly by Herman Miller through the Supplier Connection program, Herman Miller will handle the ordering and shipping process and will schedule your order for production upon receipt of your purchase order (dependent on textile availability). Refer to the Supplier Connection program for more information.*

Supplier Connection

Program Overview

The Supplier Connection program is a service offered by Herman Miller to purchase approved COM textiles directly from Maharam, Camira, C.F. Stinson, Guilford of Maine, Luna Textiles, Momentum Textiles and Ultrafabrics. When you select a textile through this program, Herman Miller will facilitate the ordering, scheduling, and shipment of the textile directly with the supplier.

Suppliers included in the Supplier Connection program keep an active inventory of textiles that are pre-approved for application to Herman Miller products. Pre-approval applies only to the suitability of a textile for manufacturing and application to a Herman Miller product. Omni provides an overview of fabrics that have been tested and indicates whether or not they were approved for application to Herman Miller products.

Specific information on the terms and conditions, testing, approval, and ordering process for the Supplier Connection program is listed below. Questions and requests for assistance may be directed to your COM representative at:

(616) 654 3400  
(866) 854 3048 ext 6543400

Supplier Connection Warranty

Textiles purchased by Herman Miller through the Supplier Connection program are COM and are not warranted by Herman Miller. COM textiles are tested for application only; they are not tested for performance. The Herman Miller warranty does apply to the underlying products.

Suppliers of COM textiles are responsible for color consistency within commercial tolerances, UV stability, and resistance to soiling and perspiration.

Supplier Connection Pricing

Textiles purchased by Herman Miller through the Supplier Connection program are COM. COM is a Category 1 fabric. There are no application charges for COM fabrics.

Payment for textiles purchased by Herman Miller through the Supplier Connection program is the responsibility of the customer or dealer. Herman Miller will invoice the order at the suppliers prices published at the time of the order.

# Customer's Own Material Order Information — Workspaces

*continued*

## GSA

### Textile Approval

1. Select a COM textile and a Herman Miller product.
2. If your textile does not show as tested in Omni, submit a request.  
You will be required to select a specific color of the textile and feature of the product to test, i.e., seat, back, etc.
3. Herman Miller will notify you of approval or disapproval within 4 days from receipt of the test yardage.

### Ordering Products with Supplier Connection COM

1. Identify and include the following information on your purchase order:
  - Product number and option
  - Herman Miller's COM identification number
2. Enter your order on Order Manager in Omni.
3. Upon receipt of the purchase order, Herman Miller will process your order and send you a PO acknowledgment. Herman Miller will determine the yardage required to produce your product and will order and schedule for delivery the required textile. Standard lead times in effect at the time the textile is allocated at the supplier will apply to products ordered through this program.



# Textiles Application Chart — Workspaces

## GSA

- Available

[A] Assigned lead-time textile.

[A] Maharam textiles are on assigned lead times.

See following page for exception notes.

|                                    |   | Action Office® Panels/Connectors | Action Office B-Style Tackboards | Action Office/Ethospace E-Style Storage | Ethospace Tiles/Connectors | Ethospace/Canvas Office Landscape® Privacy Doors | Canvas Tiles/Extended Width Tiles/Channel Tiles | Canvas B-/E-Style Storage | Canvas Tackboards | Canvas Metal Desk Hutch Back Panel | Canvas Vista™ Movable Insert and Display Unit | OE1 Boundary Agile Wall Tile | OE1 Boundary Project Board and Screens | OE1 Nook Liner/Felt Screen Liner/Storage Trolley Liner | Overlay™ Performance Wall Cladding | Pari™ Screens/Flat Edge Screens/Channel Screens | Renew™ Link Screens | Exclave® Tackable Boards and Stowage Tackable Backdrop | Exclave Video-Friendly Tackable Boards and Stowage Tackable Backdrop | Personal Side Screen | Tu® Wood Storage Cubby Tackboard | Seating |
|------------------------------------|---|----------------------------------|----------------------------------|---|----------------------------|--|---|---------------------------|-------------------|------------------------------------|---|------------------------------|--|--|------------------------------------|---|---------------------|--|--|----------------------|----------------------------------|---------|
| Price Category 1                   |   |                                  |                                  |   |                            |  |   |                           |                   |                                    |   |                              |  |  |                                    |   |                     |  |  |                      |                                  |         |
| COM                                | Customer's Own Material <a href="#">A</a> | 1                                | 1                                | 1                                       | 1                          | 1  | 1   | 1                         | 1                 | 1                                  | 1   | 1                            | 1                                      | 1  | 1                                  | 1   | 1                   | 1  |  | 1                    | 1                                | 1       |
| 2V__                               | Chain                                     | •                                | •                                | •                                       | •                          | •  | 22  | •                         | •                 | •                                  | •   | •                            | •                                      | •  | •                                  | •   | •                   | •  |  |                      | •                                |         |
| 8T__                               | Crossing (85__)                           | 2                                | 2                                | •                                       | •                          | •  | •   | 2                         | •                 | •                                  | •   | •                            | •                                      | •  | •                                  | •   | •                   | •  | 8  |                      | •                                | 18      |
| 3DE__                              | Dex                                       | 6                                | 2                                | •                                       | •                          | •  | •   | 2                         | •                 | •                                  | •   | •                            | •                                      | •  | •                                  | •   | •                   | •  |  |                      | •                                |         |
| 2I__                               | Grasscloth                                | •                                | •                                | •                                       | •                          | •  | •   | •                         | •                 | •                                  | •   |                              | •                                      |  | •                                  | •   | •                   | •  |  |                      | •                                |         |
| 1MN__                              | Monologue                                 | 2                                | 2                                | •                                       | •                          | •  | •   | 2                         | •                 | •                                  | •   |                              | •                                      |  | •                                  | •   | •                   |  |  | •                    | •                                | •       |
| 5T__                               | Resonance                                 | •                                | •                                | •                                       | •                          | •  | •   | •                         | •                 | •                                  | •   |                              |  |  | •                                  |   |                     |  |  | •                    | •                                |         |
| 4SC__                              | Scatter                                   | 2                                | 2                                |   |                            |  | •   |                           | •                 | •                                  | •   | •                            | •                                      |  | •                                  | •   | •                   | •  |  | •                    | •                                | •       |
| 22F__                              | Slant                                     | 6                                | •                                |   | •                          | •  | •   |                           | •                 | •                                  | •   |                              |  |  | •                                  |   |                     |  |  |                      | •                                |         |
| 235__                              | Tailored                                  | •                                |                                  | •                                       | •                          | •  | 8   | •                         | •                 | •                                  | •   |                              |  |  | •                                  |   |                     |  |  |                      | •                                | •       |
| 1WS__                              | Whisper                                   | 2                                | 2                                | •                                       | •                          | •  | •   | 2                         | •                 | •                                  | •   | •                            | •                                      | •  | •                                  | •   | •                   | •  |  | •                    | •                                | •       |
| Price Category 2                   |   |                                  |                                  |   |                            |  |   |                           |                   |                                    |   |                              |  |  |                                    |   |                     |  |  |                      |                                  |         |
| 3AR__                              | Aristo                                    | 2                                | 2                                | •                                       | •                          | •  | •   | 2                         | •                 | •                                  | •   | •                            | •                                      | •  | •                                  | •   | •                   | •  |  | •                    | •                                | •       |
| 51__                               | Cord                                      | •                                | •                                | •                                       | •                          | •  | •   | •                         | •                 | •                                  | •   |                              |  |  | •                                  |   |                     |  |  |                      | •                                |         |
| 92__                               | Crepe                                     | 2                                | •                                | •                                       | •                          | •  | •   | •                         | •                 | •                                  | •   | •                            |  |  | •                                  | •   |                     | •  | 8  | •                    | •                                |         |
| 3EP__                              | Epic                                      | 2                                | 2                                | •                                       | •                          | •  | •   | 2                         | •                 | •                                  |   | •                            | •                                      |  | •                                  | •   | •                   | •  |  | •                    | •                                | •       |
| 3DP__                              | Hint                                      | •                                | •                                | •                                       | •                          | •  | •   |                           | •                 | •                                  | •   | •                            |  |  | •                                  | •   | •                   | •  |  | •                    | •                                | •       |
| 4N__                               | Horizon                                   | 2                                | 2                                | •                                       | •                          | •  | •   | •                         | •                 | •                                  | •   |                              |  |  | •                                  | •   |                     |  |  | •                    | •                                |         |
| 1HA__                              | Medley                                    | 2                                | 2                                | •                                       | •                          | •  | •   | •                         | •                 | •                                  | •   | •                            | •                                      | •  | •                                  | •   | •                   | •  | 8  | •                    |                                  | •       |
| 4ME__                              | Mellow                                    | 2                                | 2                                | •                                       | •                          | •  | •   | 2                         | •                 | •                                  | •   | •                            | •                                      | •  | •                                  | •   | •                   | •  |  | •                    | •                                | •       |
| ZMA__                              | Metaphor - Maharam <a href="#">A</a>      | 2                                | 2                                | 2                                       | 2                          | •  | •   | 2                         | •                 |                                    | •   |                              |  |  | •                                  |   | •                   |  |  |                      |                                  |         |
| 811__                              | Muse - Maharam <a href="#">A</a>          | 2                                | 2                                | 2                                       | •                          |  | •   | 2                         | •                 |                                    | •   | •                            | •                                      |  | •                                  | •   | •                   | •  |  | •                    |                                  |         |
| 3SL__                              | Sequel                                    |                                  |                                  | 2                                       |                            |  |   | 2                         |                   |                                    |   |                              |  |  |                                    |   |                     |  |  |                      |                                  | •       |
| 4TE__                              | Terra                                     | 2                                | 2                                | •                                       | •                          | •  | •   | 2                         | •                 | •                                  | •   | •                            | •                                      | •  |                                    | •   | •                   | •  |  | •                    | •                                | •       |
| 3TW__                              | Twine                                     | •                                | •                                | •                                       | 21                         | •  | •   | •                         | •                 | •                                  | •   | •                            | •                                      | •  |                                    | •   | •                   | •  |  | •                    | •                                |         |
| 8R__                               | Twist (5S__)                              | 5                                | 2                                | •                                       | •                          | •  | •   | 2                         | •                 | •                                  | •   |                              | •                                      |  | •                                  | •   | •                   | •  |  | •                    | •                                | 18      |
| Price Category 3                   |   |                                  |                                  |   |                            |  |   |                           |                   |                                    |   |                              |  |  |                                    |   |                     |  |  |                      |                                  |         |
| 43Z__                              | Fractal                                   | •                                | •                                | •                                       | •                          | •  | •   | •                         | •                 | •                                  | •   | •                            | •                                      | •  | •                                  | •   | •                   | •  |  | •                    | •                                | •       |
| 47__                               | Ground Cloth®                             | •                                | •                                | •                                       | •                          | •  | •   | •                         | •                 | •                                  | •   | •                            | •                                      |  | •                                  | •   | •                   | •  | 8  | •                    | •                                |         |
| ZM2__                              | Meld - Maharam <a href="#">A</a>          | 2                                | 2                                | •                                       | •                          | •  | •   | •                         | •                 | •                                  | •   | •                            | •                                      |  | •                                  | •   | •                   | •  |  | •                    |                                  |         |
| 4GE__                              | Parcel                                    | •                                | •                                | •                                       | •                          | •  | •   | •                         | •                 | •                                  | •   | •                            | •                                      |  | •                                  | •   | •                   | •  |  | •                    | •                                | •       |
| 8W__                               | Strands                                   | •                                | •                                | •                                       | •                          | •  | •   | •                         | •                 | •                                  |   |                              | •                                      |  | •                                  | •   | •                   |  |  | •                    | •                                |         |
| Price Category 4                   |   |                                  |                                  |   |                            |  |   |                           |                   |                                    |   |                              |  |  |                                    |   |                     |  |  |                      |                                  |         |
| No fabrics available at this time. |   |                                  |                                  |   |                            |  |   |                           |                   |                                    |   |                              |  |  |                                    |   |                     |  |  |                      |                                  |         |
| Price Category 5                   |   |                                  |                                  |   |                            |  |   |                           |                   |                                    |   |                              |  |  |                                    |   |                     |  |  |                      |                                  |         |
| 14A__                              | Hopsak                                    | 2                                | 2                                | •                                       | •                          |  | •   | 2                         | •                 | •                                  | •   | •                            |  |  | •                                  |   |                     | •  |  |                      | •                                | •       |
| 40G__                              | Method - Maharam <a href="#">A</a>        | 2                                | 2                                | 2                                       | 2                          | •  | •   | 2                         | •                 | •                                  | •   | •                            | •                                      |  | •                                  | •   | •                   | •  |  | •                    |                                  |         |
| ZNC__                              | Nico - Maharam <a href="#">A</a>          | 2                                | 2                                | 2                                       | •                          | •  | •   | 2                         | •                 | •                                  | •   | •                            | •                                      |  | •                                  | •   | •                   | •  |  | •                    |                                  |         |
| Price Category 6                   |   |                                  |                                  |   |                            |  |   |                           |                   |                                    |   |                              |  |  |                                    |   |                     |  |  |                      |                                  |         |
| No fabrics available at this time. |   |                                  |                                  |   |                            |  |   |                           |                   |                                    |   |                              |  |  |                                    |   |                     |  |  |                      |                                  |         |

Appendix: Textiles Application Chart — Workspaces

continued on next page

# Textiles Application Chart — Workspaces

GSA *continued*

- Available

[A] Assigned lead-time textile.

[A] Maharam textiles are on assigned lead times.

See following page for exception notes.

|                                    | Action Office® Panels/Connectors | Action Office B-Style Tackboards | Action Office/Ethospace E-Style Storage | Ethospace Tiles/Connectors | Ethospace/Canvas Office Landscape® Privacy Doors | Canvas Tiles/Extended Width Tiles/Channel Tiles | Canvas B-/E-Style Storage | Canvas Tackboards | Canvas Metal Desk Hutch Back Panel | Canvas Vista™ Movable Insert and Display Unit | OE1 Boundary Agile Wall Tile | OE1 Boundary Project Board and Screens | OE1 Nook Liner/Felt Screen Liner/Storage Trolley Liner | Overlay™ Performance Wall Cladding | Pari™ Screens/Flat Edge Screens/Channel Screens | Renew™ Link Screens | Exclave® Tackable Boards and Stowage Tackable Backdrop | Exclave Video-Friendly Tackable Boards and Stowage Tackable Backdrop | Personal Side Screen | Tu® Wood Storage Cubby Tackboard | Seating |
|------------------------------------|----------------------------------|----------------------------------|---|----------------------------|--|---|---------------------------|-------------------|------------------------------------|---|------------------------------|--|--|------------------------------------|---|---------------------|--|--|----------------------|----------------------------------|---------|
| <b>Price Category A</b>            |                                  |                                  |   |                            |  |   |                           |                   |                                    |   |                              |  |  |                                    |   |                     |  |  |                      |                                  |         |
| No fabrics available at this time. |                                  |                                  |   |                            |  |   |                           |                   |                                    |   |                              |  |  |                                    |   |                     |  |  |                      |                                  |         |
| <b>Price Category B</b>            |                                  |                                  |   |                            |  |   |                           |                   |                                    |   |                              |  |  |                                    |   |                     |  |  |                      |                                  |         |
| VM__ Medium - Maharam [A]          |                                  | 2                                |   |                            | •  | 20  | •                         | •                 | •                                  |   |                              |  | •  |                                    |   |                     |  |  |                      |                                  | •       |
| TL__ Messenger - Maharam [A] *     |                                  | 2                                | •                                       | 20                         | •  | 2   | •                         | •                 | •                                  |   |                              |  | •  | •                                  |   |                     |  |  |                      |                                  | •       |
| <b>Price Category C</b>            |                                  |                                  |   |                            |  |   |                           |                   |                                    |   |                              |  |  |                                    |   |                     |  |  |                      |                                  |         |
| Z27__ Manner - Maharam [A]         | 2                                | 2                                | 2                                       | •                          | •  | 2   | •                         | •                 | •                                  |   |                              |  | •  | •                                  |   |                     |  |  |                      |                                  |         |
| Z3__ Metric - Maharam [A]          | 2                                | 2                                |   |                            | •  | •   | •                         | •                 | •                                  |   |                              |  | •  | •                                  |   |                     |  |  |                      |                                  |         |
| <b>Price Category D</b>            |                                  |                                  |   |                            |  |   |                           |                   |                                    |   |                              |  |  |                                    |   |                     |  |  |                      |                                  |         |
| ZMD__ Mode - Maharam [A]           | 2                                |                                  |   |                            |  |   |                           |                   |                                    |   |                              |  |  |                                    |   |                     | •  |  |                      |                                  | •       |
| ZS3__ Spiral - Maharam [A]         | •                                | •                                | •                                       | •                          | •  | •   | •                         | •                 | •                                  |   |                              |  | •  |                                    |   |                     |  |  |                      |                                  |         |
| <b>Price Category E</b>            |                                  |                                  |   |                            |  |   |                           |                   |                                    |   |                              |  |  |                                    |   |                     |  |  |                      |                                  |         |
| TT__ Parallel - Maharam [A]        | 7                                | •                                |   | •                          | •  | •   | 17                        | •                 | •                                  | •   |                              |  |  | •                                  |   |                     |  |  |                      |                                  |         |
| <b>Price Category F</b>            |                                  |                                  |   |                            |  |   |                           |                   |                                    |   |                              |  |  |                                    |   |                     |  |  |                      |                                  |         |
| 8EX__ Emit - Maharam [A]           | 2                                | 2                                | 2                                       | •                          | •  | •   | 2                         | •                 | •                                  |   |                              |  |  |                                    |   |                     |  |  |                      |                                  |         |
| <b>Price Category G-K</b>          |                                  |                                  |   |                            |  |   |                           |                   |                                    |   |                              |  |  |                                    |   |                     |  |  |                      |                                  |         |
| No fabrics available at this time. |                                  |                                  |   |                            |  |   |                           |                   |                                    |   |                              |  |  |                                    |   |                     |  |  |                      |                                  |         |

\* Available in select colors on 20-day lead-time.

Refer to “Textile Colors” for 20-day colors.

- 1 Refer to price book appendices and Omni for COM information.
- 2 Available on all products except 54” and 60” wide.
- 3 Not available on AO partial-glazed panels.
- 4 Not available on Action Office (AO®) acoustical panels.
- 5 (8R\_\_ ), (8T\_\_ ), (85\_\_ ), and (5S\_\_ ) not available on AO acoustical panels and not available on 54”- or 60”-wide products.
- 6 Not available on Action Office (AO®) connectors, cable management, and spacers.
- 7 Not available on AO acoustical panels; not available on AO2 cable management panel face.
- 8 Available in select colors. See the “Textile Colors” appendix.
- 17 Not available on Canvas E-style flipper doors.
- 18 Available on seating products in select colors. See the “Textile Colors” appendix.
- 20 Not available on Ethospace tackable tiles.
- 21 Not available on Ethospace connectors and cable management tiles.
- 22 Not available as railroaded application option for Chain and Moire on Canvas extended width tiles.

Application Note: Herman Miller cannot guarantee material/pattern alignment in adjacent products. For example, a fabric’s pattern may not align from one screen to the next, or from one panel to the next.



# Textile Colors

## GSA

### Price Category 1

**Customer's Own Material**  
Ancillary/Seating/Workspaces  
See Order Information in  
Appendices.  
Assigned lead-time textile. A

**8Z Pellicle®**  
Seating  
For New Aeron® Chairs  
56% elastomeric  
44% polyester  
23101 Mineral  
23102 Carbon  
23103 Graphite

**AireWeave™ 2**  
Seating  
For Mirra® 2 Chairs  
67% elastomeric  
33% antimony-free polyester  
1A701 Alpine  
1A702 Slate Grey  
1A703 Graphite  
1A704 Lime Green  
1A706 Urban Orange  
1A708 Twilight

**Chain**  
Workspaces  
66" wide  
100% recycled polyester  
with 12% ocean bound plastic  
2V01 Pearl  
2V02 Oyster  
2V03 Wheat  
2V04 Linen  
2V05 Wicker  
2V06 Bamboo  
2V07 Sage  
2V08 Spring Wood  
2V09 Iceberg

**Crossing**  
Seating/Workspaces  
54" wide  
86% antimony-free polyester  
14% polyester  
8T03 Wicker \*  
8T04 Porcelain \*  
8T05 Warm Grey \*  
8T10 Tomato  
8T17 Cerulean  
8T18 Indigo  
8T19 Shale \*  
8T22 Tin \*  
8T23 Graphite  
8T24 Black

**Crossing**  
Workspaces  
For systems products only.  
54" wide  
86% antimony-free polyester  
14% polyester  
8501 Ivory \*  
8502 Oyster \*

\* Crossing colors available  
on Exclave® Video-friendly  
Tackable Boards and Stowage  
Tackable Backdrop

**Dex**  
Seating/Workspaces  
54" wide  
67% recycled polyester  
33% polyester  
3DE01 Frost  
3DE02 Silver Pine  
3DE03 Stone  
3DE04 Shale  
3DE05 Charcoal  
3DE06 Gossamer  
3DE07 Pine

**Duo**  
Seating  
For Lino™ Chairs  
52% polyester  
48% elastomeric  
4RM01 Mineral  
4RM02 Poppy  
4RM03 Green Leaf  
4RM04 Jade  
4RM05 Shadow  
4RM06 Graphite

**Flexnet™**  
Seating  
For Caper® Chairs  
69% elastomeric  
31% polyester  
6V01 Black  
6V02 Silver Grey

**Grasscloth**  
Workspaces  
66" wide  
100% recycled polyester  
with 11% ocean bound plastic  
2I01 Silver Birch  
2I02 Pampas  
2I03 Sedge  
2I07 Lea  
2I08 Taro  
2I09 Steam Grey  
2I13 Gravel

**Intercept**  
Seating  
For Cosm™ Chairs  
60% elastomeric  
40% polyester  
84501 Graphite  
84502 Carbon  
84503 Mineral  
84504 Nightfall  
84505 Glacier  
84506 Canyon

**Lyris 2™**  
Seating  
For Setu® Chairs  
74% elastomeric  
26% polyester  
4W21 Alpine  
4W23 Chartreuse  
4W25 Berry Blue  
4W26 Slate Grey  
4W28 Chino  
4W31 Graphite

**Monologue**  
Ancillary/Seating/Workspaces  
54" wide  
56% recycled polyester  
44% polyester  
1MN01 Linen  
1MN02 Alabaster  
1MN04 Folkstone  
1MN05 Silver Pine  
1MN06 Slate  
1MN07 Seed  
1MN09 Persimmon  
1MN11 Meadow  
1MN12 Blue Sky  
1MN13 Blue Spruce  
1MN14 Deep Sea

Price category 1 continued on  
next page

# Textile Colors

continued

GSA

## Price Category 1

continued

Appendix: Textile Colors

| Resonance      |            |
|----------------|------------|
| Workspaces     |            |
| 66" wide       |            |
| 100% polyester |            |
| 5T04           | Greige     |
| 5T05           | Porcelain  |
| 5T06           | Alabaster  |
| 5T15           | Iris       |
| 5T28           | Sugar      |
| 5T47           | Tobacco    |
| 5T54           | Saltbush   |
| 5T57           | Seed       |
| 5T58           | Sepia      |
| 5T60           | Iceberg    |
| 5T65           | Red        |
| 5T68           | Pistachio  |
| 5T71           | Jade       |
| 5T72           | Blue Green |
| 5T74           | Twilight   |

| Ripple 3D Knit                  |                    |
|---------------------------------|--------------------|
| Seating                         |                    |
| Available only on Zeph® Chairs. |                    |
| knit to size                    |                    |
| 99% recycled polyester          |                    |
| 1% lycra                        |                    |
| 5H201                           | Black              |
| 5H202                           | Carbon             |
| 5H203                           | Alpine             |
| 5H204                           | Silt               |
| 5H205                           | Tea Rose           |
| 5H206                           | Cocoa              |
| 5H207                           | Persimmon          |
| 5H208                           | Blaze              |
| 5H209                           | Cayenne            |
| 5H210                           | Falcon             |
| 5H211                           | Mustard Seed       |
| 5H212                           | Patina             |
| 5H213                           | Olive              |
| 5H214                           | Moss               |
| 5H215                           | Aloe               |
| 5H216                           | Glacier            |
| 5H217                           | Ultramarine        |
| 5H218                           | Nightfall          |
| 5H219                           | Bluebell           |
| 5H220                           | Boysenberry        |
| 5H221                           | Nightfall/Bluebell |
| 5H222                           | Patina/Alpine      |
| 5H223                           | Cayenne/Glacier    |
| 5H224                           | Tea Rose/Olive     |
| 5H225                           | Silt/Blaze         |

| Scatter                      |              |
|------------------------------|--------------|
| Ancillary/Seating/Workspaces |              |
| 54" wide                     |              |
| 100% recycled polyester,     |              |
| with 26% ocean bound plastic |              |
| 4SC01                        | Alpine       |
| 4SC02                        | Fog          |
| 4SC03                        | Shale        |
| 4SC04                        | Persimmon    |
| 4SC07                        | Olive        |
| 4SC08                        | Glacier      |
| 4SC09                        | Blue Sky     |
| 4SC10                        | Lagoon       |
| 4SC11                        | Slate Grey   |
| 4SC12                        | Blue Black   |
| Scribe                       |              |
| Ancillary/Seating/Workspaces |              |
| 54" wide                     |              |
| 100% recycled polyester      |              |
| with 53% ocean bound plastic |              |
| 3DN01                        | Spring Wood  |
| 3DN02                        | Poplar       |
| 3DN03                        | Pewter       |
| 3DN04                        | Deep Sea     |
| 3DN05                        | Fir          |
| 3DN06                        | Nutmeg       |
| Slant                        |              |
| Workspaces                   |              |
| 66" wide                     |              |
| 51% polyester                |              |
| 49% recycled polyester       |              |
| 22F04                        | Pesto        |
| 22F06                        | Neptune      |
| 22F07                        | Blueberry    |
| 22F10                        | Pumpkin      |
| 22F12                        | Silver Birch |
| 22F13                        | Bluestone    |
| 22F15                        | Shale        |

| Splash 3D Knit                                |              |
|---|--------------|
| Seating                                       |              |
| Available only on Zeph® Chairs.               |              |
| knit to size                                  |              |
| 98% recycled polyester                        |              |
| 2% lycra                                      |              |
| 5H101   | Black        |
| 5H102   | Carbon       |
| 5H103   | Alpine       |
| 5H104   | Silt         |
| 5H105   | Tea Rose     |
| 5H106   | Cocoa        |
| 5H107   | Persimmon    |
| 5H108   | Blaze        |
| 5H109   | Cayenne      |
| 5H110   | Falcon       |
| 5H111   | Mustard Seed |
| 5H112   | Patina       |
| 5H113   | Olive        |
| 5H114   | Moss         |
| 5H115   | Aloe         |
| 5H116   | Glacier      |
| 5H117   | Ultramarine  |
| 5H118   | Nightfall    |
| 5H119   | Bluebell     |
| 5H120   | Boysenberry  |
| Stretch Knit                                  |              |
| Seating                                       |              |
| Assigned lead-time textile. <a href="#">A</a> |              |
| Available only on Sayl®                       |              |
| Suspension Back Work Chairs                   |              |
| 97% polyester, 3% spandex                     |              |
| 3DK01   | Fog          |
| 3DK02   | Slate Grey   |
| 3DK03   | Java         |
| 3DK04   | Black        |
| 3DK05   | Red          |
| 3DK06   | Green Apple  |
| 3DK07   | Berry Blue   |

Price category 1 continued on next page

# Textile Colors

continued

GSA

## Price Category 1

continued

### Tailored

Ancillary/Seating/Workspaces  
54" wide

56% polyester

44% recycled polyester

23501 Studio White \* \*\*

23502 Sugar \*\*

23503 Tomato

23506 Chive

23508 Cobalt

23509 Cadet

23510 Fog

23511 Graphite

23512 Black

23513 Coffee

\* Color not available on Canvas Tiles.

\*\* Colors not available on Plex™ Lounge Furniture.

### Tuck 3D Knit

Seating

Available only on Fuld Nesting Chairs.

knit to size

56% polyester

44% recycled polyester

9NK01 Alpine

9NK02 Carbon

9NK03 Nightfall

9NK04 Olive

9NK05 Cocoa

9NK06 Canyon

### Whisper

Ancillary/Seating/Workspaces  
54" wide

73% recycled polyester

27% polyester,  
with 11.3% ocean bound plastic

1WS01 Sand Dollar

1WS02 Pebble

1WS03 Silver Birch

1WS04 Iceberg

1WS05 Silver Pine

1WS06 Carbon

1WS07 Cumin

1WS12 Willow

1WS13 Sea Grass

1WS14 Pool

1WS15 Blueberry

1WS16 Glacier

1WS17 Grey

1WS18 Canyon

## Price Category 2

### Aristo

Seating/Workspaces

54" wide

88% recycled polyester

12% polyester

Acrylic backing

3AR01 Forest Moss

3AR02 Light Brindle

3AR03 Mink

3AR04 Copper

3AR06 Cherry

3AR08 Green Apple

3AR10 Waterfall

3AR11 Cadet

3AR12 Tin

3AR13 Pewter

3AR14 Grey Brindle

3AR15 Grey Black

### Cord

Workspaces

66" wide

51% antimony-free polyester

49% polyester

5101 Ivory

5102 White Ash

5103 Linen

5104 Bamboo

5105 Sepia

5107 Sesame

5109 Bayou

5111 Spring Wood

5112 Summer White

### Crepe

Ancillary/Seating/Workspaces

54" wide

100% recycled polyester,

with 43.6% ocean bound plastic

9201 Licorice

9203 Smoke

9207 Cherry

9223 Cadet

9241 Beachglass

9249 Stone \*

9251 Fog \*

9252 Slate Grey

9261 Shale

9262 Graphite

9265 Mineral

9266 Persimmon

9267 Juniper

9268 Glacier

9269 Cascade

9270 Navy

\* Colors available on Exclave®

Video-friendly Tackable Boards and Stowage Tackable Backdrop

### Epic

Seating/Workspaces

54" wide

56% recycled polyester

44% polyester

Acrylic backing

3EP01 Alabaster

3EP02 Smoke

3EP03 Falcon

3EP05 Copper

3EP06 Urban Orange

3EP07 Poppy

3EP10 Clover

3EP11 Loden

3EP14 Peacock

3EP15 Cadet

3EP16 Indigo

3EP17 Spring Wood

3EP18 Grey Brindle

3EP19 Seed

3EP20 Carbon Dark

Price category 2 continued on next page

Textile Colors

continued

GSA

Price Category 2

continued

Appendix: Textile Colors

| Hint                        |
|-----------------------------|
| Seating/Workspaces          |
| 54" wide                    |
| 76% recycled polyester      |
| 24% polyester               |
| 3DP01 Sediment              |
| 3DP02 Gunmetal              |
| 3DP03 Silt                  |
| 3DP04 Porcelain             |
| 3DP05 Indigo                |
| 3DP06 Fern                  |
| 3DP07 Adobe                 |
| 3DP08 Red Sea               |
| Horizon                     |
| Workspaces                  |
| 54" wide                    |
| 65% antimony-free polyester |
| 35% polyester               |
| 4N01 Rye Grass              |
| 4N02 Sugar Pine             |
| 4N03 Silver Pine            |
| 4N04 White Ash              |
| 4N05 Spring Wood            |
| 4N08 Haystack               |
| 4N09 Oat Grass              |
| 4N13 Pine Cone              |
| 4N15 Elderberry             |
| Marvel                      |
| Seating                     |
| 54" wide                    |
| 100% pvc-free polyurethane  |
| 1MV01 Summer White          |
| 1MV02 Sand Dollar           |
| 1MV03 Espresso              |
| 1MV04 Folkstone Grey        |
| 1MV05 Graphite              |
| 1MV06 Onyx                  |
| 1MV07 Polar Blue            |
| 1MV08 Blush Grey            |
| 1MV12 Red                   |
| 1MV14 Pine                  |
| 1MV15 Teal Green            |
| 1MV16 Twilight              |

| Medley                         |
|--------------------------------|
| Ancillary/Seating/Workspaces   |
| 54" wide                       |
| 50% recycled polyester         |
| 50% polyester                  |
| 1HA01 Stone *                  |
| 1HA02 Trail                    |
| 1HA03 Charcoal                 |
| 1HA04 Cinder                   |
| 1HA06 Papaya                   |
| 1HA07 Chutney                  |
| 1HA09 Feather Grey *           |
| 1HA11 Loden                    |
| 1HA13 Bayou *                  |
| 1HA14 Blue Grotto              |
| 1HA15 Blueberry                |
| 1HA22 Khaki                    |
| 1HA23 Pewter                   |
| 1HA24 Yellow Oxide             |
| 1HA25 Vintage Rose             |
| 1HA26 Raspberry                |
| 1HA27 Acai Berry               |
| * Colors available on Exclave® |
| Video-friendly Tackable Boards |
| and Stowage Tackable Backdrop  |
| Mellow                         |
| Seating/Workspaces             |
| 54" wide                       |
| 100% recycled polyester,       |
| with 16% ocean bound plastic   |
| 4ME01 Mineral                  |
| 4ME04 Olive                    |
| 4ME05 Glacier                  |
| 4ME06 Oceanside                |
| 4ME07 Charcoal                 |

| Metaphor – Maharam            |
|-------------------------------|
| Ancillary/Seating/Workspaces  |
| 54" wide                      |
| 100% polyester                |
| Acrylic backing               |
| ZMA01/466553-001 Afterfeather |
| ZMA02/466553-002 Moonflower   |
| ZMA03/466553-003 Handcraft    |
| ZMA04/466553-004 Crossroad    |
| ZMA05/466553-005 Chondrite    |
| ZMA06/466553-006 Detective    |
| ZMA07/466553-007 Steamship    |
| ZMA08/466553-008 Electricity  |
| ZMA09/466553-009 Takeoff      |
| ZMA10/466553-010 Parachute    |
| ZMA11/466553-011 Blueshift    |
| ZMA12/466553-012 Dockyard     |
| ZMA13/466553-013 Bathe        |
| ZMA14/466553-014 Icebound     |
| ZMA15/466553-015 Thermosphere |
| ZMA16/466553-016 Aboard       |
| ZMA17/466553-017 Agateware    |
| ZMA18/466553-018 Homeland     |
| ZMA19/466553-019 Rockfall     |
| ZMA20/466553-020 Undergrowth  |
| ZMA21/466553-021 Gremolata    |
| ZMA22/466553-022 Patina       |
| ZMA23/466553-023 Sylvan       |
| ZMA24/466553-024 Outfield     |
| ZMA25/466553-025 Windbreak    |
| ZMA26/466553-026 Saguaro      |
| ZMA27/466553-027 Barnwood     |
| ZMA28/466553-028 Cookshop     |
| ZMA29/466553-029 Amandine     |
| ZMA30/466553-030 Bodhran      |
| ZMA31/466553-031 Centerstage  |
| ZMA32/466553-032 Focaccia     |
| ZMA33/466553-033 Bumblebee    |
| ZMA34/466553-034 Microbrew    |
| ZMA35/466553-035 Sauna        |
| ZMA36/466553-036 Gazebo       |
| ZMA37/466553-037 Pirouette    |
| ZMA38/466553-038 Heartbeat    |
| ZMA39/466553-039 Shino        |
| ZMA40/466553-040 Sunrise      |

| Metaphor continued                    |
|---------------------------------------|
| ZMA41/466553-041 Florist              |
| ZMA42/466553-042 Beadwork             |
| ZMA43/466553-043 Framboise            |
| ZMA44/466553-044 Wisteria             |
| ZMA45/466553-045 Warrior              |
| Muse – Maharam                        |
| Ancillary/Seating/Workspaces          |
| 54" wide                              |
| 100% post-consumer recycled polyester |
| 8I101/466487-001 Crescendo            |
| 8I102/466487-002 Resonate             |
| 8I103/466487-003 Runway               |
| 8I104/466487-004 Ascend               |
| 8I105/466487-005 Veil                 |
| 8I106/466487-006 Refresh              |
| 8I107/466487-007 Clear                |
| 8I108/466487-008 Fantasy              |
| 8I109/466487-009 Miso                 |
| 8I110/466487-010 Compass              |
| 8I111/466487-011 Bergamot             |
| 8I112/466487-012 Grasshopper          |
| 8I113/466487-013 Goal                 |
| 8I114/466487-014 Mistletoe            |
| 8I115/466487-015 Seaglass             |
| 8I116/466487-016 Frigid               |
| 8I117/466487-017 Riverbend            |
| 8I118/466487-018 Noble                |
| 8I119/466487-019 Pulsar               |
| 8I120/466487-020 Velella              |
| 8I121/466487-021 Sailboat             |
| 8I122/466487-022 Sparse               |
| 8I123/466487-023 Vase                 |
| 8I124/466487-024 Haven                |
| 8I125/466487-025 Mead                 |
| 8I126/466487-026 Neat                 |
| 8I127/466487-027 Jovial               |
| 8I128/466487-028 Theater              |
| 8I129/466487-029 Poinsettia           |
| 8I130/466487-030 Celebrate            |
| 8I131/466487-031 Spectacle            |

Price category 2 continued on next page

# Textile Colors

continued

## GSA

### Price Category 2

continued

| Rhythm         |             |
|----------------|-------------|
| Seating        |             |
| 54" wide       |             |
| 100% polyester |             |
| 3002           | Green Apple |
| 3004           | Bayou       |
| 3005           | Berry Blue  |
| 3006           | Iris        |
| 3007           | Twilight    |
| 3009           | Poppy       |
| 3010           | Molasses    |
| 3012           | Khaki       |
| 3013           | Mink        |
| 3014           | Black *     |
| 3015           | Charcoal *  |

\* Colors available on Embody® Chair

| Sequel                       |             |
|------------------------------|-------------|
| Ancillary/Seating/Workspaces |             |
| 54" wide                     |             |
| 100% vinyl                   |             |
| 100% polyester knit backing  |             |
| Resilience® finish           |             |
| 3SL01                        | White       |
| 3SL02                        | Pebble      |
| 3SL03                        | Mushroom    |
| 3SL04                        | Stone       |
| 3SL09                        | Seal        |
| 3SL10                        | Blue Fog    |
| 3SL11                        | Folkstone   |
| 3SL12                        | Shale       |
| 3SL13                        | Slate Grey  |
| 3SL14                        | Charcoal    |
| 3SL15                        | Carbon Dark |
| 3SL28                        | Navy *      |

\* Color available on Eames® Tandem Sling Seating

| Terra  |             |
|--|-------------|
| Ancillary/Seating/Workspaces   |             |
| 54" wide   |             |
| 100% post-consumer recycled biodegradable polyester *  |             |
| 4TE01  | Spring Wood |
| 4TE02  | Zinc        |
| 4TE03  | Pine Cone   |
| 4TE04  | Charcoal    |
| * 1% biodegradation in 1,278 days under ASTM D5511 conditions. No evidence of further degradation. |             |

| Twine                   |              |
|-------------------------|--------------|
| Workspaces              |              |
| 66" wide                |              |
| 100% recycled polyester |              |
| 3TW01                   | Silver Birch |
| 3TW02                   | Ivory        |
| 3TW03                   | Alabaster    |
| 3TW04                   | Bamboo       |
| 3TW05                   | Iceberg      |
| 3TW06                   | Charcoal     |
| 3TW07                   | Feather Grey |
| 3TW08                   | Shale        |

| Twist                        |               |
|------------------------------|---------------|
| Ancillary/Seating/Workspaces |               |
| 54" wide                     |               |
| 80% antimony-free polyester  |               |
| 13% recycled polyester       |               |
| 7% polyester                 |               |
| 8R05                         | Wicker        |
| 8R10                         | Poppy         |
| 8R14                         | Tin           |
| 8R15                         | Shale         |
| 8R16                         | Graphite      |
| 8R17                         | Birch         |
| 8R18                         | Sepia         |
| 8R22                         | Blueberry     |
| 8R23                         | Green Apple   |
| 8R26                         | Gunmetal      |
| 8R27                         | Cinder        |
| 8R29                         | Pekoe         |
| 8R33                         | Forest        |
| 8R35                         | Waterfall     |
| 8R36                         | Midnight Blue |
| 8R37                         | Carbon Dark   |

| Twist                       |        |
|-----------------------------|--------|
| Workspaces                  |        |
| For systems products only.  |        |
| 54" wide                    |        |
| 80% antimony-free polyester |        |
| 13% recycled polyester      |        |
| 7% polyester                |        |
| 5S03                        | Oyster |

### Price Category 3

| Ace                    |              |
|------------------------|--------------|
| Ancillary/Seating      |              |
| 54" wide               |              |
| 100% polyurethane      |              |
| Polyester knit backing |              |
| Stain resistant finish |              |
| 3AC01                  | Summer White |
| 3AC02                  | White Ash    |
| 3AC04                  | Metal        |
| 3AC05                  | Clay         |
| 3AC06                  | Chestnut     |
| 3AC08                  | Camelback    |
| 3AC09                  | Chipotle     |
| 3AC12                  | Artichoke    |
| 3AC13                  | Sepia Dark   |
| 3AC14                  | Aloe         |
| 3AC17                  | Oceanside    |
| 3AC18                  | Midnight     |
| 3AC20                  | Frost        |
| 3AC21                  | Lead         |
| 3AC22                  | Black        |

| Fractal                      |              |
|------------------------------|--------------|
| Ancillary/Seating/Workspaces |              |
| 58" wide                     |              |
| 84% recycled polyester       |              |
| 16% polyester                |              |
| 43Z01                        | Granite      |
| 43Z02                        | Golden Olive |
| 43Z03                        | Verdant      |
| 43Z04                        | Cadet        |

Price category 3 continued on next page

# Textile Colors

continued

GSA

## Price Category 3

continued

| Ground Cloth®  |               |
|----------------|---------------|
| Workspaces     |               |
| 66" wide       |               |
| 100% polyester |               |
| 4701           | Vapor Grey    |
| 4721           | Warm White *  |
| 4722           | Fog *         |
| 4723           | Straw *       |
| 4724           | Red Orange *  |
| 4726           | Green Apple * |
| 4727           | Caribbean *   |
| 4728           | Midnight *    |
| 4729           | Cappuccino *  |

\* Colors available on Exclave®  
Video-friendly Tackable Boards  
and Stowage Tackable Backdrop

| Latitude                  |              |
|---------------------------|--------------|
| Seating                   |              |
| Colors for Mirra 2 Chairs |              |
| 100% polyester            |              |
| 8M10                      | Alpine       |
| 8M17                      | Black        |
| 8M23                      | French Press |
| 8M27                      | Cordovan     |
| 8M28                      | Ochre        |
| 8M29                      | Ultramarine  |
| 8M30                      | Olive        |

| Meld - Maharam                       |           |
|--------------------------------------|-----------|
| Seating/Workspaces                   |           |
| Workspaces                           |           |
| 54" wide                             |           |
| 68% post-consumer recycled polyester |           |
| 32% polyester                        |           |
| PFOA-Free stain resistant            |           |
| ZM201/466387-201                     | Vast      |
| ZM202/466387-202                     | Panda **  |
| ZM203/466387-203                     | Skyline * |
| ZM204/466387-204                     | Knight ** |
| ZM205/466387-205                     | Quill **  |
| ZM206/466387-206                     | Pipe      |
| ZM207/466387-207                     | Grate *   |
| ZM208/466387-208                     | Gloss     |
| ZM209/466387-209                     | Bulb      |

| Meld continued   |             |
|------------------|-------------|
| ZM210/466387-210 | Bride       |
| ZM211/466387-211 | Stark       |
| ZM212/466387-212 | Seashell    |
| ZM213/466387-213 | Antler      |
| ZM214/466387-214 | Crater *    |
| ZM215/466387-215 | Perennial   |
| ZM216/466387-216 | Mulberry    |
| ZM217/466387-217 | Fuchsia *   |
| ZM218/466387-218 | Amethyst *  |
| ZM219/466387-219 | Merlot      |
| ZM220/466387-220 | Magma *     |
| ZM221/466387-221 | Rooster     |
| ZM222/466387-222 | Heat *      |
| ZM223/466387-223 | Clementine  |
| ZM224/466387-224 | Fox         |
| ZM225/466387-225 | Kiss *      |
| ZM226/466387-226 | Bare        |
| ZM227/466387-227 | Blonde      |
| ZM228/466387-228 | Mimosa      |
| ZM229/466387-229 | Comet *     |
| ZM230/466387-230 | Honeydew    |
| ZM231/466387-231 | Wild *      |
| ZM232/466387-232 | Vine        |
| ZM233/466387-233 | Seed        |
| ZM234/466387-234 | Kale *      |
| ZM235/466387-235 | Waterfall * |
| ZM236/466387-236 | Nordic *    |
| ZM237/466387-237 | Reef *      |
| ZM238/466387-238 | Wave        |
| ZM239/466387-239 | Isle **     |
| ZM240/466387-240 | Creek       |
| ZM241/466387-241 | Mariner *   |
| ZM242/466387-242 | Globe       |
| ZM243/466387-243 | Spa         |

\* Colors available on  
20-day lead time.  
\*\* Colors available on  
10-day lead time.

| Parcel                       |              |
|------------------------------|--------------|
| Ancillary/Seating/Workspaces |              |
| 54" wide                     |              |
| 100% recycled polyester      |              |
| 4GE01                        | Gunmetal     |
| 4GE02                        | Brindle      |
| 4GE03                        | Bayou        |
| 4GE04                        | Pesto        |
| 4GE05                        | Golden Olive |
| 4GE06                        | Copper Sea   |

| Saille - Geiger Textile          |               |
|----------------------------------|---------------|
| Ancillary                        |               |
| 57" wide                         |               |
| 69% cotton                       |               |
| 31% polyester                    |               |
| PFOA-Free stain resistant finish |               |
| Acrylic backing                  |               |
| 18001                            | Coal          |
| 18002                            | Shale         |
| 18003                            | Haze          |
| 18004                            | Stone         |
| 18005                            | White *       |
| 18006                            | Beach         |
| 18007                            | Sand          |
| 18008                            | Blush         |
| 18009                            | Brick         |
| 18010                            | Fog           |
| 18011                            | Celadon       |
| 18012                            | Poolside      |
| 18013                            | Summer Sky    |
| 18014                            | Lake          |
| 18015                            | Midnight Blue |

\* Color not available on Eames®  
Soft Pad Group Chairs/Ottomans.

| Strands                 |           |
|-------------------------|-----------|
| Workspaces              |           |
| 66" wide                |           |
| 100% recycled polyester |           |
| 8W01                    | Pebble    |
| 8W02                    | Porcelain |
| 8W04                    | Honey     |
| 8W05                    | Khaki     |
| 8W06                    | Rye       |
| 8W07                    | Wicker    |
| 8W08                    | Tin       |
| 8W09                    | Cool Grey |



# Textile Colors

continued

GSA

## Price Category 4

| Cygnus                           |        |
|----------------------------------|--------|
| Ancillary                        |        |
| For Eames® Aluminum Group Chairs |        |
| 69% elastomeric                  |        |
| 31% polyester                    |        |
| 5401                             | Black  |
| 5402                             | Zinc   |
| 5403                             | Quartz |

| Daydream               |              |
|------------------------|--------------|
| Ancillary/Seating      |              |
| 54" wide               |              |
| 48% wool               |              |
| 41% recycled polyester |              |
| 9% nylon               |              |
| 2% polyester           |              |
| 3DM01                  | Rye Grass    |
| 3DM02                  | Silver Birch |
| 3DM03                  | Pewter       |
| 3DM04                  | Graphite     |
| 3DM05                  | Black        |
| 3DM06                  | Lemongrass   |
| 3DM07                  | Permission   |
| 3DM08                  | Juniper      |
| 3DM09                  | Sea Grass    |
| 3DM10                  | Nightfall    |

| Kalista - Geiger Textile               |              |
|--|--------------|
| Ancillary                              |              |
| 54" wide                               |              |
| 71% post-industrial recycled cotton    |              |
| 18% post-industrial recycled polyester |              |
| 11% polyester                          |              |
| PFOA-Free stain resistant finish       |              |
| 1AL01                                  | Cotton       |
| 1AL02                                  | Natural      |
| 1AL03                                  | Titanium     |
| 1AL04                                  | Pewter       |
| 1AL05                                  | Starry Night |
| 1AL06                                  | Red Hot      |
| 1AL07                                  | Sun Kissed   |
| 1AL08                                  | Dune         |
| 1AL09                                  | Beach Glass  |
| 1AL10                                  | Bluestone    |
| 1AL11                                  | Seaside      |
| 1AL12                                  | Night Sky    |

| Lariat – Maharam  |           |
|-------------------|-----------|
| Ancillary/Seating |           |
| 54" wide          |           |
| 100% vinyl        |           |
| ZLR01/440401-001  | 001       |
| ZLR02/440401-002  | 002       |
| ZLR04/440401-004  | 004       |
| ZLR06/440401-006  | 006       |
| ZLR07/440401-007  | 007       |
| ZLR08/440401-008  | 008       |
| ZLR10/440401-010  | 010       |
| ZLR11/440401-011  | 011       |
| ZLR13/440401-013  | 013       |
| ZLR14/440401-014  | 014       |
| ZLR15/440401-015  | 015       |
| ZLR16/440401-016  | 016       |
| ZLR18/440401-018  | 018       |
| ZLR20/440401-020  | 020       |
| ZLR21/440401-021  | 021       |
| ZLR24/440401-024  | 024       |
| ZLR25/440401-025  | 025       |
| ZLR26/440401-026  | 026       |
| ZLR28/440401-028  | 028       |
| ZLR31/440401-031  | 031       |
| ZLR32/440401-032  | 032       |
| ZLR33/440401-033  | 033       |
| ZLR34/440401-034  | 034       |
| ZLR38/440401-038  | 038       |
| ZLR39/440401-039  | Granite   |
| ZLR40/440401-040  | Linen     |
| ZLR41/440401-041  | Stella    |
| ZLR42/440401-042  | Saddle    |
| ZLR43/440401-043  | Holly     |
| ZLR44/440401-044  | Maroon    |
| ZLR45/440401-045  | Siren     |
| ZLR46/440401-046  | Reseda    |
| ZLR47/440401-047  | Purslane  |
| ZLR48/440401-048  | Spire     |
| ZLR49/440401-049  | Papyrus   |
| ZLR50/440401-050  | Chickadee |
| ZLR51/440401-051  | Requiem   |

| Sync              |              |
|-------------------|--------------|
| Ancillary/Seating |              |
| 55" wide          |              |
| 100% polyester    |              |
| 3SY01             | Pine Cone    |
| 3SY03             | Canyon       |
| 3SY04             | Truffle      |
| 3SY06             | Everglade    |
| 3SY08             | Nightfall    |
| 3SY09             | Dark Mineral |
| 3SY10             | Slate Grey   |
| 3SY11             | Dark Carbon  |
| 3SY12             | Black        |

## Price Category 5

| Arlo - Maharam    |          |
|-------------------|----------|
| Ancillary/Seating |          |
| 70% wool          |          |
| 30% polyester     |          |
| 5YT01             | Turn     |
| 5YT02             | Embers   |
| 5YT03             | Parallel |
| 5YT04             | Octave   |
| 5YT05             | Musing   |
| 5YT06             | Summon   |
| 5YT07             | Dynamic  |
| 5YT08             | Signals  |
| 5YT09             | Aspect   |
| 5YT10             | Dedicate |
| 5YT11             | Juniper  |
| 5YT12             | Cilantro |
| 5YT13             | Hawthorn |
| 5YT14             | Thread   |
| 5YT15             | Spalted  |
| 5YT16             | Warmer   |
| 5YT17             | Misted   |
| 5YT18             | Share    |
| 5YT19             | Chord    |
| 5YT20             | Heroic   |
| 5YT21             | Arpeggio |
| 5YT22             | Roots    |
| 5YT23             | Sumac    |
| 5YT24             | Purl     |
| 5YT25             | Homeward |

| Cozy              |                     |
|-------------------|---------------------|
| Ancillary/Seating |                     |
| 54" wide          |                     |
| 100% wool         |                     |
| 3CY01             | Heathered Warm Grey |
| 3CY02             | Heathered Rye Grass |
| 3CY03             | Heathered Cool Grey |
| 3CY05             | Heathered Black     |
| 3CY06             | Heathered Persimmon |
| 3CY07             | Heathered Loden     |
| 3CY09             | Heathered Lagoon    |
| 3CY10             | Heathered Twilight  |

Price category 5 continued on next page

# Textile Colors

continued

## GSA

### Price Category 5

continued

| Hopsak                       |                   |
|------------------------------|-------------------|
| Ancillary/Seating/Workspaces |                   |
| 56" wide                     |                   |
| 100% recycled polyester      |                   |
| 14A20                        | Black             |
| 14A22                        | Raw Umber Dark    |
| 14A26                        | Grey Blue Dark    |
| 14A30                        | Sepia Dark        |
| 14A38                        | Emerald Dark      |
| 14A39                        | Yellow Dark       |
| 14A40                        | Orange            |
| 14A41                        | Sienna            |
| 14A42                        | Olive Green Dark  |
| 14A43                        | Crimson           |
| 14A44                        | Crimson Dark Dark |
| 14A45                        | Violet Dark       |
| 14A46                        | Pink Dark Dark    |
| 14A47                        | Ultramarine Dark  |
| 14A48                        | Cobalt Blue       |
| 14A49                        | Terra Cotta       |
| 14A50                        | Ochre Dark        |

| Ingenuie - Geiger Textile        |            |
|----------------------------------|------------|
| Ancillary                        |            |
| 54" wide                         |            |
| 28% wool                         |            |
| 26% viscose                      |            |
| 25% acrylic                      |            |
| 16% polyester                    |            |
| 5% cotton                        |            |
| PFOA-Free stain resistant finish |            |
| 1GH01                            | Sand       |
| 1GH02                            | Fog        |
| 1GH03                            | Flannel    |
| 1GH04                            | Trench     |
| 1GH05                            | Vermillion |
| 1GH06                            | Adriatic   |
| 1GH07                            | Umber      |
| 1GH08                            | Charcoal   |

| Method – Maharam             |            |
|------------------------------|------------|
| Seating/Workspaces           |            |
| 54" wide                     |            |
| 100% recycled polyester      |            |
| with 12% ocean-bound plastic |            |
| 40G01/466579-001             | Inspire    |
| 40G02/466579-002             | Rhea       |
| 40G03/466579-003             | Noise      |
| 40G04/466579-004             | Speedway   |
| 40G05/466579-005             | Villanelle |
| 40G06/466579-006             | Maestro    |
| 40G07/466579-007             | Destiny    |
| 40G08/466579-008             | Possess    |
| 40G09/466579-009             | Waterside  |
| 40G10/466579-010             | Relax      |
| 40G11/466579-011             | Delightful |
| 40G12/466579-012             | Parrotlet  |
| 40G13/466579-013             | Verdurous  |
| 40G14/466579-014             | Bosky      |
| 40G15/466579-015             | Acreage    |
| 40G16/466579-016             | Allude     |
| 40G17/466579-017             | Tweed      |
| 40G18/466579-018             | Korma      |
| 40G19/466579-019             | Fossilize  |
| 40G20/466579-020             | Cattail    |
| 40G21/466579-021             | Shortcake  |
| 40G22/466579-022             | Racecar    |
| 40G23/466579-023             | Courtship  |
| 40G24/466579-024             | Jam        |
| 40G25/466579-025             | Sparrow    |

| Nico - Maharam               |            |
|------------------------------|------------|
| Ancillary/Seating/Workspaces |            |
| 54" wide                     |            |
| 63% wool                     |            |
| 21% polyester                |            |
| 16% solution-dyed nylon      |            |
| ZNC01/466564-001             | Alcazar    |
| ZNC02/466564-002             | Ironclad   |
| ZNC03/466564-003             | Tune       |
| ZNC04/466564-004             | Bridegroom |
| ZNC05/466564-005             | Diode      |
| ZNC06/466564-006             | Jest       |

| Nico continued   |            |
|------------------|------------|
| ZNC07/466564-007 | Sanctuary  |
| ZNC08/466564-008 | Aquarius   |
| ZNC09/466564-009 | Houseboat  |
| ZNC10/466564-010 | Olympian   |
| ZNC11/466564-011 | Tennis     |
| ZNC12/466564-012 | Dressage   |
| ZNC13/466564-013 | Zing       |
| ZNC14/466564-014 | Bitterroot |
| ZNC15/466564-015 | Gemini     |
| ZNC16/466564-016 | Posh       |
| ZNC17/466564-017 | Sizzle     |
| ZNC18/466564-018 | Cheerful   |
| ZNC19/466564-019 | Watermelon |
| ZNC20/466564-020 | Toucan     |
| ZNC21/466564-021 | Rosin      |
| ZNC22/466564-022 | Jousting   |
| ZNC23/466564-023 | Jojoba     |
| ZNC24/466564-024 | Dromedary  |
| ZNC25/466564-025 | Toasty     |
| ZNC26/466564-026 | Casaba     |
| ZNC27/466564-027 | Greenhouse |
| ZNC28/466564-028 | Sibyl      |
| ZNC29/466564-029 | Spearmint  |
| ZNC30/466564-030 | Pothos     |
| ZNC31/466564-031 | Calathea   |
| ZNC32/466564-032 | Landscape  |
| ZNC33/466564-033 | Espalier   |
| ZNC34/466564-034 | Gecko      |
| ZNC35/466564-035 | Meditation |

| Summit                 |            |
|------------------------|------------|
| Ancillary/Seating      |            |
| 54" wide               |            |
| 100% silicone          |            |
| Polyester knit backing |            |
| 3SU02                  | Oyster     |
| 3SU03                  | Zinc       |
| 3SU04                  | Sparrow    |
| 3SU07                  | Black      |
| 3SU09                  | Beachglass |
| 3SU10                  | Midnight   |

| Vionette - Geiger Textile |                   |
|---------------------------|-------------------|
| Ancillary                 |                   |
| 55" wide                  |                   |
| 100% polyester            |                   |
| 1GJ01                     | White Sand Mix    |
| 1GJ02                     | Desert Mix        |
| 1GJ03                     | Light Gray Mix    |
| 1GJ04                     | Pewter Mix        |
| 1GJ05                     | Cobalt Mix        |
| 1GJ06                     | Prussian Blue Mix |
| 1GJ07                     | Chocolate Mix     |
| 1GJ08                     | Champagne         |
| 1GJ09                     | Morning Sky       |
| 1GJ10                     | Aquatic           |
| 1GJ11                     | Sapphire          |
| 1GJ12                     | Midnight Blue     |
| 1GJ13                     | Shadow            |
| 1GJ14                     | Java              |
| 1GJ15                     | Carbon            |
| 1GJ16                     | Black             |
| 1GJ17                     | Claret            |
| 1GJ18                     | Poppy             |



# Textile Colors

continued

GSA

## Price Category 6

| Balance            |        |
|--------------------|--------|
| Seating            |        |
| For Embody® chairs |        |
| 100% polyester     |        |
| 3512               | Carbon |
| 3513               | Black  |

| Outdoor Weave             |          |
|---------------------------|----------|
| Ancillary                 |          |
| For Eames® Aluminum Group |          |
| Outdoor Chairs            |          |
| 50% elastomeric           |          |
| 50% polypropylene         |          |
| 7203                      | Lead     |
| 7205                      | Graphite |

## Price Category 7

| Customer's Own Leather         |  |
|--------------------------------|--|
| Seating/Ancillary              |  |
| See Order Information in       |  |
| Appendices. Assigned lead-time |  |
| textile. <a href="#">A</a>     |  |

| Beck – Maharam    |             |
|-------------------|-------------|
| Ancillary/Seating |             |
| 55" wide          |             |
| 78% wool          |             |
| 22% nylon         |             |
| ZB301/466571-001  | Overshadow  |
| ZB302/466571-002  | Molecule    |
| ZB303/466571-003  | Zeitgeist   |
| ZB304/466571-004  | Blacksmith  |
| ZB305/466571-005  | Cornerstone |
| ZB306/466571-006  | Chainmail   |
| ZB307/466571-007  | Buckram     |
| ZB308/466571-008  | Callisto    |
| ZB309/466571-009  | Interlude   |
| ZB310/466571-010  | Letterpress |
| ZB311/466571-011  | Memoir      |
| ZB312/466571-012  | Litmus      |
| ZB313/466571-013  | Stoic       |
| ZB314/466571-014  | Inkpad      |
| ZB315/466571-015  | Praxis      |
| ZB316/466571-016  | Astute      |
| ZB317/466571-017  | Percolate   |
| ZB318/466571-018  | Halocline   |
| ZB319/466571-019  | Semblance   |
| ZB320/466571-020  | Loch        |
| ZB321/466571-021  | Lido        |
| ZB322/466571-022  | Underwater  |
| ZB323/466571-023  | Tetrapod    |
| ZB324/466571-024  | Nymph       |
| ZB325/466571-025  | Appalachian |
| ZB326/466571-026  | Menthol     |
| ZB327/466571-027  | Woodruff    |
| ZB328/466571-028  | Malachite   |
| ZB329/466571-029  | Botanist    |
| ZB330/466571-030  | Woodlet     |
| ZB331/466571-031  | Katydid     |
| ZB332/466571-032  | Exuberant   |
| ZB333/466571-033  | Retrospect  |

| Beck continued   |                      |
|------------------|----------------------|
| ZB334/466571-034 | Lambic               |
| ZB335/466571-035 | Argil                |
| ZB336/466571-036 | Brushstroke          |
| ZB337/466571-037 | Candescent           |
| ZB338/466571-038 | Reedbuck             |
| ZB339/466571-039 | Clayware             |
| ZB340/466571-040 | Curio                |
| ZB341/466571-041 | Whimsy               |
| ZB342/466571-042 | Effervescent         |
| ZB343/466571-043 | Lingonberry          |
| ZB344/466571-044 | Resplendent          |
| ZB345/466571-045 | Hollyhock            |
| ZB346/466571-046 | Filigree             |
| ZB347/466571-047 | Plutonic             |
| ZB348/466571-048 | Foundry              |
| ZB349/466571-049 | Patisserie           |
| ZB390            | Gold 007/032/033 *   |
| ZB391            | Russet 036/040/039 * |
| ZB392            | Indigo 008/013/014 * |
| ZB393            | Forest 006/031/028 * |

\* Colors available only on  
Girard Color Wheel Ottoman.

| Bellano - Geiger Textile |             |
|--------------------------|-------------|
| Ancillary                |             |
| 55" wide                 |             |
| 75% wool                 |             |
| 10% linen                |             |
| 8% nylon                 |             |
| 7% alpaca                |             |
| 1AX01                    | Pearl       |
| 1AX02                    | Fog         |
| 1AX03                    | Fawn        |
| 1AX04                    | Pumice      |
| 1AX05                    | Pewter      |
| 1AX06                    | Atlantic    |
| 1AX07                    | Black Green |
| 1AX08                    | Adriatic    |
| 1AX09                    | Coffee      |
| 1AX10                    | Charcoal    |
| 1AX11                    | Umber       |
| 1AX12                    | Magenta     |
| 1AX13                    | Bittersweet |
| 1AX14                    | Sunflower   |

| Capri - Geiger Textile           |                |
|----------------------------------|----------------|
| Ancillary                        |                |
| 55" wide                         |                |
| 36% cotton                       |                |
| 32% acrylic                      |                |
| 24% rayon                        |                |
| 8% polyester                     |                |
| PFOA-Free stain resistant finish |                |
| Acrylic backing                  |                |
| 17201                            | Snow           |
| 17202                            | Stone          |
| 17203                            | Trench         |
| 17204                            | Graphite       |
| 17205                            | Anthracite     |
| 17206                            | Light Silver   |
| 17207                            | Russet         |
| 17208                            | Chestnut Brown |
| 17209                            | Sand           |
| 17210                            | Sterling       |
| 17211                            | Cobalt         |
| 17212                            | Ink            |

| Mantle - Maharam       |           |
|------------------------|-----------|
| Ancillary/Seating      |           |
| 59% recycled polyester |           |
| 37% polyester          |           |
| 4% spandex             |           |
| 8PV01                  | Pavement  |
| 8PV02                  | Future    |
| 8PV03                  | Piper     |
| 8PV04                  | Manifesto |
| 8PV05                  | Mapo      |
| 8PV06                  | Redwood   |
| 8PV07                  | Rocky     |
| 8PV08                  | Impala    |
| 8PV09                  | Warbler   |
| 8PV10                  | Guild     |
| 8PV11                  | Kinetic   |
| 8PV12                  | Behold    |
| 8PV13                  | Orb       |
| 8PV14                  | Sport     |
| 8PV15                  | Utopia    |
| 8PV16                  | True      |
| 8PV17                  | Galore    |

Price category 7 continued on  
next page

# Textile Colors

continued

## GSA

### Price Category 7

continued

### Price Category 8

#### Mantle continued

|       |            |
|-------|------------|
| 8PV18 | Parsley    |
| 8PV19 | Dare       |
| 8PV20 | Branzino   |
| 8PV21 | Network    |
| 8PV22 | Standard   |
| 8PV23 | Salamander |
| 8PV24 | Oscillate  |

#### Milaner - Geiger Textile

|                        |             |
|------------------------|-------------|
| Ancillary              |             |
| 55" wide               |             |
| 56% wool, 10% acrylic  |             |
| 10% alpaca, 10% cotton |             |
| 8% nylon, 6% rayon     |             |
| 17101                  | Linen       |
| 17102                  | Flax        |
| 17103                  | Bark        |
| 17104                  | Deep Navy   |
| 17105                  | Charcoal    |
| 17106                  | Medium Grey |
| 17107                  | Ash         |
| 17108                  | Crimson     |

#### Panno di Dolce - Geiger Textile

|            |                    |
|------------|--------------------|
| Ancillary  |                    |
| 55" wide   |                    |
| 65% wool   |                    |
| 20% nylon  |                    |
| 15% alpaca |                    |
| 1AV01      | Fog                |
| 1AV02      | Dune               |
| 1AV03      | Trench             |
| 1AV04      | Flannel            |
| 1AV05      | Charcoal           |
| 1AV06      | Umber              |
| 1AV07      | Deep Navy          |
| 1AV08      | Graphite           |
| 1AV09      | Orange             |
| 1AV10      | Pink               |
| 1AV11      | Deep Red           |
| 1AV12      | Bright Green       |
| 1AV13      | Cerulean Blue      |
| 1AV14      | Deep Cerulean Blue |

#### Resca - Geiger Textile

|           |
|-----------|
| Ancillary |
| 56" wide  |
| 75% wool  |
| 10% linen |
| 8% nylon  |
| 7% alpaca |

|       |          |
|-------|----------|
| 1AW01 | Fog      |
| 1AW02 | Dune     |
| 1AW03 | Trench   |
| 1AW04 | Flannel  |
| 1AW05 | Umber    |
| 1AW06 | Bordeaux |

#### Rowan - Maharam

|                   |
|-------------------|
| Ancillary/Seating |
| 77% wool          |
| 12% nylon         |
| 6% acrylic        |
| 5% linen          |

|       |              |
|-------|--------------|
| 5K301 | Kingdom      |
| 5K302 | Northern     |
| 5K303 | Rabbit       |
| 5K304 | Elephant     |
| 5K305 | Furrow       |
| 5K306 | Heirloom     |
| 5K307 | Appear       |
| 5K308 | Repose       |
| 5K309 | Blackcurrant |
| 5K310 | Courage      |
| 5K311 | Bordeaux     |
| 5K312 | Cherish      |
| 5K313 | Brickfield   |
| 5K314 | Hibiscus     |
| 5K315 | Carnelian    |
| 5K316 | Cinnabar     |
| 5K317 | Toasted      |
| 5K318 | Revea        |
| 5K319 | Cortado      |
| 5K320 | Medallion    |
| 5K321 | Polenta      |
| 5K322 | Prized       |
| 5K323 | Travertine   |
| 5K324 | Companion    |
| 5K325 | Library      |
| 5K326 | Fable        |

#### Rowan continued

|       |            |
|-------|------------|
| 5K327 | Pixie      |
| 5K328 | Arboretum  |
| 5K329 | Ease       |
| 5K330 | Sapling    |
| 5K331 | Cottonwood |
| 5K332 | Scout      |
| 5K333 | Valleyside |
| 5K334 | Ornament   |
| 5K335 | Zucchini   |
| 5K336 | Ethereal   |
| 5K337 | Springtide |
| 5K338 | Traverse   |
| 5K339 | Untold     |
| 5K340 | Flowing    |
| 5K341 | Laguna     |
| 5K342 | Cerulean   |
| 5K343 | Soundscape |
| 5K344 | Message    |
| 5K345 | Freefall   |
| 5K346 | Musical    |
| 5K347 | Puzzle     |
| 5K348 | Operatic   |
| 5K349 | Daydream   |
| 5K350 | Shale      |
| 5K351 | Forward    |
| 5K352 | Anthracite |

#### Wool Tweed - Geiger Textile

|                     |           |
|---------------------|-----------|
| Ancillary           |           |
| 54" wide            |           |
| 80% wool, 20% nylon |           |
| 16601               | Trench    |
| 16602               | Pewter    |
| 16603               | Ruby      |
| 16604               | Blue Gray |
| 16605               | Navy      |
| 16606               | Umber     |
| 16607               | Charcoal  |

#### Luca - Maharam

|                                 |            |
|---------------------------------|------------|
| Ancillary/Seating               |            |
| 59" wide                        |            |
| 75% post-consumer recycled wool |            |
| 20% polyester                   |            |
| 5% nylon                        |            |
| ZLU01/466566-001                | Brioche    |
| ZLU02/466566-002                | Blanched   |
| ZLU03/466566-003                | Relic      |
| ZLU04/466566-004                | Sinter     |
| ZLU05/466566-005                | Scoria     |
| ZLU06/466566-006                | Austere    |
| ZLU07/466566-007                | Pigment    |
| ZLU08/466566-008                | Alkali     |
| ZLU09/466566-009                | Tidal      |
| ZLU10/466566-010                | Imbue      |
| ZLU11/466566-011                | Reservoir  |
| ZLU12/466566-012                | Brine      |
| ZLU13/466566-013                | Undertone  |
| ZLU14/466566-014                | Prelude    |
| ZLU15/466566-015                | Submerge   |
| ZLU16/466566-016                | Cypress    |
| ZLU17/466566-017                | Awash      |
| ZLU18/466566-018                | Adriatic   |
| ZLU19/466566-019                | Province   |
| ZLU20/466566-020                | Virescent  |
| ZLU21/466566-021                | Nettle     |
| ZLU22/466566-022                | Agrarian   |
| ZLU23/466566-023                | Serpentine |
| ZLU24/466566-024                | Laurel     |
| ZLU25/466566-025                | Clarion    |
| ZLU26/466566-026                | Gooseberry |
| ZLU27/466566-027                | Swelter    |
| ZLU28/466566-028                | Etruscan   |
| ZLU29/466566-029                | Coulis     |
| ZLU30/466566-030                | Rubescient |
| ZLU31/466566-031                | Akoya      |
| ZLU32/466566-032                | Radiant    |
| ZLU33/466566-033                | Regent     |
| ZLU34/466566-034                | Spectral   |
| ZLU35/466566-035                | Thistle    |

# Textile Colors

continued

## GSA

### Price Category 9

| Gemma – Maharam   |             |
|-------------------|-------------|
| Ancillary/Seating |             |
| 55" wide          |             |
| 85% wool          |             |
| 15% nylon         |             |
| ZGE01/466568-001  | Crinoline   |
| ZGE02/466568-002  | Angelic     |
| ZGE03/466568-003  | Savory      |
| ZGE04/466568-004  | Honeycomb   |
| ZGE05/466568-005  | Gilded      |
| ZGE06/466568-006  | Paddleboat  |
| ZGE07/466568-007  | Stagecoach  |
| ZGE08/466568-008  | Waterbuck   |
| ZGE09/466568-009  | Earnest     |
| ZGE10/466568-010  | Auric       |
| ZGE11/466568-011  | Carmine     |
| ZGE12/466568-012  | Serape      |
| ZGE13/466568-013  | Ferric      |
| ZGE14/466568-014  | Canyon      |
| ZGE15/466568-015  | Alembic     |
| ZGE16/466568-016  | Patio       |
| ZGE17/466568-017  | Sorrel      |
| ZGE18/466568-018  | Root        |
| ZGE19/466568-019  | Mansion     |
| ZGE20/466568-020  | Buff        |
| ZGE21/466568-021  | Starch      |
| ZGE22/466568-022  | Dawn        |
| ZGE23/466568-023  | Countryside |
| ZGE24/466568-024  | Dewy        |
| ZGE25/466568-025  | Reliquary   |
| ZGE26/466568-026  | Deluge      |
| ZGE27/466568-027  | Overlay     |
| ZGE28/466568-028  | Electron    |
| ZGE29/466568-029  | Sheath      |
| ZGE30/466568-030  | Quietude    |
| ZGE31/466568-031  | Jargon      |
| ZGE32/466568-032  | Powder      |
| ZGE33/466568-033  | Tide        |
| ZGE34/466568-034  | Outwash     |
| ZGE35/466568-035  | Enamored    |
| ZGE36/466568-036  | Smitten     |
| ZGE37/466568-037  | Revere      |
| ZGE38/466568-038  | Mangosteen  |
| ZGE39/466568-039  | Allium      |
| ZGE40/466568-040  | Immense     |

| Gemma continued  |           |
|------------------|-----------|
| ZGE41/466568-041 | Chamber   |
| ZGE42/466568-042 | Cosmos    |
| ZGE43/466568-043 | Inkling   |
| ZGE44/466568-044 | Rainwater |
| ZGE45/466568-045 | Shade     |
| ZGE46/466568-046 | Pendant   |
| ZGE47/466568-047 | Axial     |
| ZGE48/466568-048 | Fervent   |
| ZGE49/466568-049 | Legacy    |
| ZGE50/466568-050 | Caliber   |
| ZGE51/466568-051 | Temple    |
| ZGE52/466568-052 | Evenfall  |

| Jasper - Maharam        |              |
|-------------------------|--------------|
| Seating                 |              |
| 53" wide                |              |
| 55% wool                |              |
| 27% solution-dyed nylon |              |
| 18% cotton              |              |
| ZJA01/466563-001        | Thrill       |
| ZJA02/466563-002        | Anise        |
| ZJA03/466563-003        | Grapefruit   |
| ZJA04/466563-004        | Lifeguard    |
| ZJA05/466563-005        | Heartfelt    |
| ZJA06/466563-006        | Corsage      |
| ZJA07/466563-007        | Earthenware  |
| ZJA08/466563-008        | Bear         |
| ZJA09/466563-009        | Firelight    |
| ZJA10/466563-010        | Dreamcatcher |
| ZJA11/466563-011        | Bobcat       |
| ZJA12/466563-012        | Glacial      |
| ZJA13/466563-013        | Vaporize     |
| ZJA14/466563-014        | Trapdoor     |
| ZJA15/466563-015        | Halcyon      |
| ZJA16/466563-016        | Observatory  |
| ZJA17/466563-017        | Steamboat    |
| ZJA18/466563-018        | Aquathlon    |
| ZJA19/466563-019        | Cloudless    |
| ZJA20/466563-020        | Briny        |
| ZJA21/466563-021        | Magical      |
| ZJA22/466563-022        | Picnic       |
| ZJA23/466563-023        | Herbage      |
| ZJA24/466563-024        | Pasture      |
| ZJA25/466563-025        | Courtyard    |
| ZJA26/466563-026        | Leapfrog     |

| Leather                     |                 |
|-----------------------------|-----------------|
| Ancillary/Seating           |                 |
| approx. 50 sq. ft. per hide |                 |
| 100% leather                |                 |
| 2101                        | Ivory           |
| 2109                        | Black *         |
| 2110                        | Smoke           |
| 2111                        | Graphite        |
| 2112                        | Khaki           |
| 2113                        | Rattan          |
| 2114                        | Truffle         |
| 2115                        | Alpine          |
| 2116                        | Haze            |
| 2117                        | Sable Grey      |
| 2118                        | Dark Mineral ** |
| 2119                        | Dark Carbon *** |
| 2120                        | Cranberry       |
| 2121                        | Deep Sea        |

\* Armpad color available on Aeron® Chair, Graphite.  
 \*\* Armpad color available on Aeron Chair, Mineral.  
 \*\*\* Armpad color available on Aeron Chair, Carbon.

### Price Category 10

| Bristol Leather - Geiger Textile |                |
|----------------------------------|----------------|
| Ancillary                        |                |
| approx. 55 sq. ft. per hide      |                |
| 100% leather                     |                |
| 5-507                            | Black          |
| 5-511                            | Putty          |
| 5-519                            | Hunter         |
| 5-520                            | White          |
| 5-521                            | Ivory          |
| 5-522                            | Parchment      |
| 5-537                            | Caribbean      |
| 5-546                            | Pumice         |
| 5-547                            | Smoke          |
| 5-548                            | Charcoal       |
| 5-549                            | Dark Shale     |
| 5-556                            | Downtown Grey  |
| 5-557                            | City Night     |
| 5-559                            | Ash Grey       |
| 5-563                            | Champagne      |
| 5-564                            | Chestnut Brown |
| 5-565                            | Dark Sienna    |
| 5-566                            | Earthen        |
| 5-567                            | Desert         |
| 5-568                            | British Green  |
| 5-579                            | Paris Blue     |
| 5-583                            | Atlantic       |
| 5-592                            | Camel          |
| 5-594                            | Taupe          |
| 5-597                            | Pure           |
| 5-598                            | Cream          |
| 5-600                            | Midnight Blue  |
| 5-603                            | Sangria        |
| 5-604                            | Swiss Red      |
| 5-605                            | Nordic Yellow  |
| 5-606                            | Sky Grey       |
| 5-608                            | Natural        |

Price category 10 continued on next page

# Textile Colors

continued

## GSA

### Price Category 10

continued

| Firma – Maharam   |            |
|-------------------|------------|
| Ancillary/Seating |            |
| 55" wide          |            |
| 78% wool          |            |
| 22% nylon         |            |
| 3KH01/466582-001  | Wrath      |
| 3KH02/466582-002  | Pantomime  |
| 3KH03/466582-003  | Shaded     |
| 3KH04/466582-004  | Prologue   |
| 3KH05/466582-005  | Framework  |
| 3KH06/466582-006  | Railroad   |
| 3KH07/466582-007  | Grommet    |
| 3KH08/466582-008  | Lunisolar  |
| 3KH09/466582-009  | Snowpack   |
| 3KH10/466582-010  | Coldsnap   |
| 3KH11/466582-011  | Sealift    |
| 3KH12/466582-012  | Brood      |
| 3KH13/466582-013  | Intertidal |
| 3KH14/466582-014  | Confide    |
| 3KH15/466582-015  | Secluded   |
| 3KH16/466582-016  | Leisure    |
| 3KH17/466582-017  | Portfolio  |
| 3KH18/466582-018  | Strato     |
| 3KH19/466582-019  | Fogbow     |
| 3KH20/466582-020  | Snowcone   |
| 3KH21/466582-021  | Kazoo      |
| 3KH22/466582-022  | Esteem     |
| 3KH23/466582-023  | Mackerel   |
| 3KH24/466582-024  | Brooch     |
| 3KH25/466582-025  | Caesious   |
| 3KH26/466582-026  | Islet      |
| 3KH27/466582-027  | Biosphere  |
| 3KH28/466582-028  | Hilltop    |
| 3KH29/466582-029  | Arboreal   |
| 3KH30/466582-030  | Lineage    |
| 3KH31/466582-031  | Comfrey    |
| 3KH32/466582-032  | Circe      |
| 3KH33/466582-033  | Ecosystem  |
| 3KH34/466582-034  | Knack      |
| 3KH35/466582-035  | Watt       |
| 3KH36/466582-036  | Epiphany   |
| 3KH37/466582-037  | Gamma      |
| 3KH38/466582-038  | Taxicab    |
| 3KH39/466582-039  | Varietal   |

| Gemma Multi – Maharam |             |
|-----------------------|-------------|
| Ancillary/Seating     |             |
| 55" wide              |             |
| 85% wool              |             |
| 15% nylon             |             |
| ZGF01/466569-001      | Andromeda   |
| ZGF02/466569-002      | Dappled     |
| ZGF03/466569-003      | Lyra        |
| ZGF04/466569-004      | Flaunt      |
| ZGF05/466569-005      | Celluloid   |
| ZGF06/466569-006      | Hydrozoa    |
| ZGF07/466569-007      | Firefly     |
| ZGF08/466569-008      | Pisces      |
| ZGF09/466569-009      | Strath      |
| ZGF10/466569-010      | Erosion     |
| ZGF11/466569-011      | Cabaret     |
| ZGF12/466569-012      | Candytuft   |
| ZGF13/466569-013      | Juice       |
| ZGF14/466569-014      | Fairground  |
| ZGF15/466569-015      | Copperplate |
| ZGF16/466569-016      | Sunbird     |
| ZGF17/466569-017      | Cinematic   |
| ZGF18/466569-018      | Clairvoyant |
| ZGF19/466569-019      | Crocus      |
| ZGF20/466569-020      | Memoir      |
| ZGF21/466569-021      | Roulette    |
| ZGF22/466569-022      | Voltaic     |
| ZGF23/466569-023      | Compote     |
| ZGF24/466569-024      | Lambent     |
| ZGF25/466569-025      | Twister     |
| ZGF26/466569-026      | Chronicle   |
| ZGF27/466569-027      | Sidereal    |
| ZGF28/466569-028      | Tanzanite   |
| ZGF29/466569-029      | Crystalize  |
| ZGF30/466569-030      | Chromium    |
| ZGF31/466569-031      | Pallium     |
| ZGF32/466569-032      | Spectre     |
| ZGF33/466569-033      | Courgette   |
| ZGF34/466569-034      | Viper       |
| ZGF35/466569-035      | Sunlit      |
| ZGF36/466569-036      | Heavenly    |
| ZGF37/466569-037      | Vernal      |
| ZGF38/466569-038      | Cress       |
| ZGF39/466569-039      | Limn        |
| ZGF40/466569-040      | Horseradish |

| Gemma Multi continued |              |
|-----------------------|--------------|
| ZGF41/466569-041      | Shandy       |
| ZGF42/466569-042      | Granary      |
| ZGF43/466569-043      | Percolate    |
| ZGF44/466569-044      | Motor        |
| ZGF45/466569-045      | Unicorn      |
| ZGF46/466569-046      | Lobster      |
| ZGF47/466569-047      | Rhododendron |
| ZGF48/466569-048      | Taffy        |
| ZGF49/466569-049      | Rishi        |
| ZGF50/466569-050      | Backcountry  |
| ZGF51/466569-051      | Buckthorn    |
| ZGF52/466569-052      | Coniferous   |
| ZGF53/466569-053      | Delphic      |
| ZGF54/466569-054      | Hieroglyph   |
| ZGF55/466569-055      | Eiderdown    |
| ZGF56/466569-056      | Sandbar      |
| ZGF57/466569-057      | Tanager      |

| Gemma Multi Reverse – Maharam |           |
|-------------------------------|-----------|
| Ancillary/Seating             |           |
| 55" wide                      |           |
| 85% wool                      |           |
| 15% nylon                     |           |
| ZGF58/466569-101              | Andromeda |
|                               | Reverse   |
| ZGF59/466569-102              | Dappled   |
|                               | Reverse   |
| ZGF60/466569-103              | Lyra      |
|                               | Reverse   |
| ZGF61/466569-104              | Flaunt    |
|                               | Reverse   |
| ZGF62/466569-105              | Celluloid |
|                               | Reverse   |
| ZGF63/466569-106              | Hydrozoa  |
|                               | Reverse   |
| ZGF64/466569-107              | Firefly   |
|                               | Reverse   |
| ZGF65/466569-108              | Pisces    |
|                               | Reverse   |
| ZGF66/466569-109              | Strath    |
|                               | Reverse   |
| ZGF67/466569-110              | Erosion   |
|                               | Reverse   |

| Gemma Multi Reverse continued |             |
|-------------------------------|-------------|
| ZGF68/466569-111              | Cabaret     |
|                               | Reverse     |
| ZGF69/466569-112              | Candytuft   |
|                               | Reverse     |
| ZGF70/466569-113              | Juice       |
|                               | Reverse     |
| ZGF71/466569-114              | Fairground  |
|                               | Reverse     |
| ZGF72/466569-115              | Copperplate |
|                               | Reverse     |
| ZGF73/466569-116              | Sunbird     |
|                               | Reverse     |
| ZGF74/466569-117              | Cinematic   |
|                               | Reverse     |
| ZGF75/466569-118              | Clairvoyant |
|                               | Reverse     |
| ZGF76/466569-119              | Crocus      |
|                               | Reverse     |
| ZGF77/466569-120              | Memoir      |
|                               | Reverse     |
| ZGF78/466569-121              | Roulette    |
|                               | Reverse     |
| ZGF79/466569-122              | Voltaic     |
|                               | Reverse     |
| ZGF80/466569-123              | Compote     |
|                               | Reverse     |
| ZGF81/466569-124              | Lambent     |
|                               | Reverse     |
| ZGF82/466569-125              | Twister     |
|                               | Reverse     |
| ZGF83/466569-126              | Chronicle   |
|                               | Reverse     |
| ZGF84/466569-127              | Sidereal    |
|                               | Reverse     |
| ZGF85/466569-128              | Tanzanite   |
|                               | Reverse     |
| ZGF86/466569-129              | Crystalize  |
|                               | Reverse     |
| ZGF87/466569-130              | Chromium    |
|                               | Reverse     |
| ZGF88/466569-131              | Pallium     |
|                               | Reverse     |
| ZGF89/466569-132              | Spectre     |
|                               | Reverse     |

Price category 10 continued on next page

# Textile Colors

continued

## GSA

### Price Category 10

continued

#### Gemma Multi Reverse continued

|                  |              |
|------------------|--------------|
| ZGF90/466569-133 | Courgette    |
|                  | Reverse      |
| ZGF91/466569-134 | Viper        |
|                  | Reverse      |
| ZGF92/466569-135 | Sunlit       |
|                  | Reverse      |
| ZGF93/466569-136 | Heavenly     |
|                  | Reverse      |
| ZGF94/466569-137 | Vernal       |
|                  | Reverse      |
| ZGF95/466569-138 | Cress        |
|                  | Reverse      |
| ZGF96/466569-139 | Limn         |
|                  | Reverse      |
| ZGF97/466569-140 | Horseradish  |
|                  | Reverse      |
| ZGF98/466569-141 | Shandy       |
|                  | Reverse      |
| ZGF99/466569-142 | Granary      |
|                  | Reverse      |
| ZGFA0/466569-143 | Percolate    |
|                  | Reverse      |
| ZGFA1/466569-144 | Motor        |
|                  | Reverse      |
| ZGFA2/466569-145 | Unicorn      |
|                  | Reverse      |
| ZGFA3/466569-146 | Lobster      |
|                  | Reverse      |
| ZGFA4/466569-147 | Rhododendron |
|                  | Reverse      |
| ZGFA5/466569-148 | Taffy        |
|                  | Reverse      |
| ZGFA6/466569-149 | Rishi        |
|                  | Reverse      |
| ZGFA7/466569-150 | Backcountry  |
|                  | Reverse      |
| ZGFA8/466569-151 | Buckthorn    |
|                  | Reverse      |
| ZGFA9/466569-152 | Coniferous   |
|                  | Reverse      |
| ZGFB0/466569-153 | Delphic      |
|                  | Reverse      |

#### Gemma Multi Reverse continued

|                  |            |
|------------------|------------|
| ZGFB1/466569-154 | Hieroglyph |
|                  | Reverse    |
| ZGFB2/466569-155 | Eiderdown  |
|                  | Reverse    |
| ZGFB3/466569-157 | Tanager    |
|                  | Reverse    |

#### Petra - Maharam

|                   |             |
|-------------------|-------------|
| Ancillary/Seating |             |
| 55" wide          |             |
| 70% wool          |             |
| 19% linen         |             |
| 11% nylon         |             |
| ZP401/466580-001  | Hieroglyph  |
| ZP402/466580-002  | Interior    |
| ZP403/466580-003  | Samovar     |
| ZP404/466580-004  | Calcite     |
| ZP405/466580-005  | Silversmith |
| ZP406/466580-006  | Rivet       |
| ZP407/466580-007  | Carpolite   |
| ZP408/466580-008  | Bonbon      |
| ZP409/466580-009  | Dreamy      |
| ZP410/466580-010  | Bejewel     |
| ZP411/466580-011  | Sashimi     |
| ZP412/466580-012  | Spirula     |
| ZP413/466580-013  | Chalet      |
| ZP414/466580-014  | Reindeer    |
| ZP415/466580-015  | Nostalgia   |
| ZP416/466580-016  | Trove       |
| ZP417/466580-017  | Narcissus   |
| ZP418/466580-018  | Yurt        |
| ZP419/466580-019  | Congee      |
| ZP420/466580-020  | Genepy      |
| ZP421/466580-021  | Herbaceous  |
| ZP422/466580-022  | Paddock     |
| ZP423/466580-023  | Precious    |
| ZP424/466580-024  | Biome       |
| ZP425/466580-025  | Tinted      |
| ZP426/466580-026  | Pelagic     |
| ZP427/466580-027  | Bluebill    |
| ZP428/466580-028  | Chicory     |
| ZP429/466580-029  | Eaglet      |
| ZP430/466580-030  | Permafrost  |
| ZP431/466580-031  | Atlantic    |
| ZP432/466580-032  | Airstream   |
| ZP433/466580-033  | Debonair    |

### Price Category 11

#### Felix - Maharam

|                   |          |
|-------------------|----------|
| Ancillary/Seating |          |
| 85% wool          |          |
| 15% nylon         |          |
| 3BS01             | Angular  |
| 3BS02             | Shark    |
| 3BS03             | Easy     |
| 3BS04             | Cue      |
| 3BS05             | Rye      |
| 3BS06             | Champion |
| 3BS07             | Between  |
| 3BS08             | Propose  |
| 3BS09             | Rising   |
| 3BS10             | Tile     |
| 3BS11             | Place    |
| 3BS12             | Kernel   |
| 3BS13             | Pinnacle |
| 3BS14             | Darling  |
| 3BS15             | Seasonal |
| 3BS16             | Shipmate |
| 3BS17             | Jump     |
| 3BS18             | Geyser   |
| 3BS19             | Team     |

#### Prone Leather - Maharam

|                             |           |
|-----------------------------|-----------|
| Ancillary                   |           |
| approx. 50 sq. ft. per hide |           |
| 100% leather                |           |
| protective top coat         |           |
| 1NX01/700020-001            | Lotus     |
| 1NX02/700020-002            | Timbre    |
| 1NX03/700020-003            | Essence   |
| 1NX04/700020-004            | Script    |
| 1NX05/700020-005            | Gambit    |
| 1NX06/700020-006            | Obsidian  |
| 1NX07/700020-007            | Sail      |
| 1NX09/700020-009            | Vine      |
| 1NX10/700020-010            | Yarrow    |
| 1NX13/700020-013            | Balsa     |
| 1NX14/700020-014            | Shore     |
| 1NX15/700020-015            | Bricolage |
| 1NX17/700020-017            | Ledge     |
| 1NX19/700020-019            | Mantra    |
| 1NX20/700020-020            | Java      |
| 1NX21/700020-021            | Lute      |
| 1NX22/700020-022            | Glow      |
| 1NX23/700020-023            | Hickory   |

### Price Category A

No fabrics available at this time.



# Textile Colors

continued

GSA

## Price Category B

| Medium – Maharam                       |            |
|--|------------|
| Ancillary/Seating/Workspaces           |            |
| 54" wide                               |            |
| 100% polyester                         |            |
| VM01/463490-001                        | Raven      |
| VM02/463490-002                        | Smoke      |
| VM03/463490-003                        | Alloy      |
| VM04/463490-004                        | Flax       |
| VM07/463490-007                        | Espresso   |
| VM14/463490-014                        | Laser      |
| VM16/463490-016                        | Port       |
| VM22/463490-022                        | Marina     |
| VM29/463490-029                        | Pistachio  |
| VM32/463490-032                        | Prospect   |
| VM36/463490-036                        | Delight    |
| VM39/463490-039                        | Nautical   |
| VM40/463490-040                        | Pool       |
| VM44/463490-044                        | Washed     |
| VM45/463490-045                        | Sculpture  |
| VM46/463490-046                        | Thatched   |
| VM47/463490-047                        | Hike       |
| VM48/463490-048                        | Tangle     |
| VM49/463490-049                        | Pacific    |
| VM50/463490-050                        | Cosmic     |
| VM53/463490-053                        | Nasturtium |
| Messenger — Maharam                    |            |
| Ancillary/Seating/Workspaces           |            |
| 54" wide                               |            |
| 78% post-industrial recycled polyester |            |
| 15% polyester                          |            |
| 7% nylon                               |            |
| TI07/458640-007                        | Shadow     |
| TI08/458640-008                        | Bayou *    |
| TI24/458640-024                        | Poppy      |
| TI25/458640-025                        | Mao        |
| TI29/458640-029                        | Onyx *     |
| TI31/458640-031                        | Cloud *    |
| TI38/458640-038                        | Depth *    |
| TI40/458640-040                        | Nile *     |
| TI41/458640-041                        | Azure *    |
| TI45/458640-045                        | Cactus *   |

| Messenger continued  |             |
|--|-------------|
| TI46/458640-046  | Ice *       |
| TI48/458640-048  | Neon        |
| TI50/458640-050  | Hydrangea   |
| TI53/458640-053  | Tangelo     |
| TI54/458640-054  | Lumine *    |
| TI58/458640-058  | Snow **     |
| TI60/458640-060  | Peridot     |
| TI61/458640-061  | Capri *     |
| TI62/458640-062  | Ultramarine |
| TI63/458640-063  | Squall      |
| TI66/458640-066  | Cassis      |
| TI67/458640-067  | Aster       |
| TI69/458640-069  | Cherry      |
| TI70/458640-070  | Vibrant     |
| TI71/458640-071  | Satsuma *   |
| TI72/458640-072  | Maize       |
| TI76/458640-076  | Fossil      |
| TI77/458640-077  | Ash         |
| TI78/458640-078  | Tusk        |
| TI79/458640-079  | Oyster **   |
| TI81/458640-081  | Husk        |
| TI84/458640-084  | Robust      |
| TI85/458640-085  | Beyond      |
| TI86/458640-086  | Voyage *    |
| TI87/458640-087  | Everglade   |
| TI89/458640-089  | Blanch **   |
| TI90/458640-090  | Longspur    |
| TI91/458640-091  | Vireo       |
| TI92/458640-092  | Dipper      |
| TI93/458640-093  | Gale        |
| TI94/458640-094  | Hunter      |
| TI95/458640-095  | Lime        |
| TI96/458640-096  | Apple       |
| TI97/458640-097  | Krill       |
| TI98/458640-098  | Catalyst    |
| * Colors available on 20-day lead time.  |             |
| ** Colors not available on Eames Molded Fiberglass and Molded Plastic Side Chairs. |             |

## Price Category C

| Manner - Maharam                       |              |
|--|--------------|
| Ancillary/Seating/Workspaces           |              |
| 54" wide                               |              |
| 65% post-industrial recycled polyester |              |
| 35% post-consumer recycled polyester   |              |
| Z2701/466177-001                       | Magic        |
| Z2702/466177-002                       | Carob        |
| Z2703/466177-003                       | Porpoise     |
| Z2704/466177-004                       | Flint        |
| Z2705/466177-005                       | Hush *       |
| Z2706/466177-006                       | Nuance       |
| Z2711/466177-011                       | Ember        |
| Z2712/466177-012                       | Wagon        |
| Z2713/466177-013                       | Ablaze       |
| Z2714/466177-014                       | Peel         |
| Z2716/466177-016                       | Butterscotch |
| Z2717/466177-017                       | Harvest      |
| Z2720/466177-020                       | Parakeet     |
| Z2722/466177-022                       | Aquatic      |
| Z2723/466177-023                       | Cottage      |
| Z2724/466177-024                       | Dahlia       |
| Z2725/466177-025                       | Vivid        |
| Z2726/466177-026                       | Basin        |
| Z2727/466177-027                       | Schooner     |
| Z2729/466177-029                       | Silverpoint  |
| Z2730/466177-030                       | Lattice      |
| Z2731/466177-031                       | Smoky        |
| Z2732/466177-032                       | Magnetic     |
| Z2733/466177-033                       | Woad         |
| Z2734/466177-034                       | Resolute     |
| Z2735/466177-035                       | Cruise       |
| Z2736/466177-036                       | Atmospheric  |
| Z2737/466177-037                       | Cloudburst   |
| Z2738/466177-038                       | Tidewater    |
| Z2739/466177-039                       | Firth        |
| Z2740/466177-040                       | Oceanside    |
| Z2741/466177-041                       | Grandeur     |
| Z2742/466177-042                       | Comfort      |
| Z2743/466177-043                       | Dill         |
| Z2744/466177-044                       | Poplar       |
| Z2745/466177-045                       | Citronella   |
| Z2746/466177-046                       | Passerine    |

| Manner continued  |            |
|---|------------|
| Z2747/466177-047  | Southwest  |
| Z2748/466177-048  | Roseate    |
| Z2749/466177-049  | Charisma   |
| Z2750/466177-050  | Siltstone  |
| Z2751/466177-051  | Kimono     |
| Z2752/466177-052  | Valiant    |
| Z2753/466177-053  | Baroness   |
| * Color not available on Eames Aluminum Group, Executive Chairs, Upholstered Molded Plywood Chairs, and Sofa Compact. |            |
| Merit - Maharam   |            |
| Seating   |            |
| 54" wide  |            |
| 76% post-industrial recycled polyester  |            |
| 24% polyester   |            |
| PFOA-Free stain resistant   |            |
| 88Z01/466444-001  | Trickle    |
| 88Z02/466444-002  | Beluga     |
| 88Z03/466444-003  | Gunmetal   |
| 88Z04/466444-004  | Blackout   |
| 88Z05/466444-005  | Superior   |
| 88Z06/466444-006  | Ocean      |
| 88Z07/466444-007  | Highborn   |
| 88Z08/466444-008  | Immersed   |
| 88Z09/466444-009  | Rainfall   |
| 88Z10/466444-010  | Blizzard   |
| 88Z11/466444-011  | Poolside   |
| 88Z12/466444-012  | Steel      |
| 88Z13/466444-013  | Zircon     |
| 88Z14/466444-014  | Ripple     |
| 88Z15/466444-015  | Aegean     |
| 88Z16/466444-016  | Armada     |
| 88Z17/466444-017  | Hedera     |
| 88Z18/466444-018  | Rainforest |
| 88Z19/466444-019  | Gator      |
| 88Z20/466444-020  | Vineyard   |
| 88Z21/466444-021  | Pine       |
| 88Z22/466444-022  | Kiwi       |
| 88Z23/466444-023  | Kookaburra |

Price category C continued on next page

# Textile Colors

continued

## GSA

### Price Category C

continued

| Merit continued                        |           |
|--|-----------|
| 88Z24/466444-024                       | Bellini   |
| 88Z25/466444-025                       | Sunflower |
| 88Z26/466444-026                       | Sandstorm |
| 88Z27/466444-027                       | Mudder    |
| 88Z28/466444-028                       | Lynx      |
| 88Z29/466444-029                       | Farro     |
| 88Z30/466444-030                       | Manila    |
| 88Z31/466444-031                       | Starfish  |
| 88Z32/466444-032                       | Brass     |
| 88Z33/466444-033                       | Arrow     |
| 88Z34/466444-034                       | Gelato    |
| 88Z35/466444-035                       | Nectarine |
| 88Z36/466444-036                       | Macaron   |
| 88Z37/466444-037                       | Alert     |
| 88Z38/466444-038                       | Goji      |
| 88Z39/466444-039                       | Cabernet  |
| 88Z40/466444-040                       | Eggplant  |
| 88Z41/466444-041                       | Hawk      |
| 88Z42/466444-042                       | Stag      |
| 88Z43/466444-043                       | Overcast  |
| Metric – Maharam                       |           |
| Seating/Workspaces                     |           |
| 54" wide                               |           |
| 51% post-industrial recycled polyester |           |
| 49% polyester                          |           |
| Z302/466014-002                        | Fog       |
| Z303/466014-003                        | Fleece    |
| Z312/466014-012                        | Cardinal  |
| Z313/466014-013                        | Lava      |
| Z318/466014-018                        | Pollen    |
| Z320/466014-020                        | Alligator |
| Z323/466014-023                        | Tar       |
| Z324/466014-024                        | Anchor    |
| Z326/466014-026                        | Admiral   |
| Z327/466014-027                        | Seaport   |
| Z328/466014-028                        | Scuba     |
| Z329/466014-029                        | Skate     |
| Z330/466014-030                        | Hopscotch |
| Z331/466014-031                        | Film      |
| Z332/466014-032                        | Whale     |
| Z333/466014-033                        | Downpour  |
| Z334/466014-034                        | Midday    |

| Metric continued          |             |
|---------------------------|-------------|
| Z335/466014-035           | Talisman    |
| Z336/466014-036           | Hedgerow    |
| Z337/466014-037           | Snorkel     |
| Z338/466014-038           | Highway     |
| Z339/466014-039           | Canary      |
| Z340/466014-040           | Sunny       |
| Z341/466014-041           | Aztec       |
| Z342/466014-042           | Fruit       |
| Z343/466014-043           | Galah       |
| Z344/466014-044           | Kiln        |
| Z345/466014-045           | Moth        |
| Murmur - Maharam          |             |
| Seating                   |             |
| 55" wide                  |             |
| 100% polyester            |             |
| PFOA-Free stain resistant |             |
| 8EY01/466446-001          | Gust        |
| 8EY02/466446-002          | Harmonica   |
| 8EY03/466446-003          | Canopy      |
| 8EY04/466446-004          | Dim         |
| 8EY05/466446-005          | Peppercorn  |
| 8EY06/466446-006          | Cauldron    |
| 8EY07/466446-007          | Conquer     |
| 8EY08/466446-008          | Rapids      |
| 8EY09/466446-009          | Seawater    |
| 8EY10/466446-010          | Baby        |
| 8EY11/466446-011          | Elderberry  |
| 8EY12/466446-012          | Iceberg     |
| 8EY13/466446-013          | Tallgrass   |
| 8EY14/466446-014          | Underground |
| 8EY15/466446-015          | Biome       |
| 8EY16/466446-016          | Cask        |
| 8EY17/466446-017          | Argan       |
| 8EY18/466446-018          | Sundown     |
| 8EY19/466446-019          | Ignite      |
| 8EY20/466446-020          | Sultry      |
| 8EY21/466446-021          | Sangria     |

### Price Category D

| Bluff - Maharam                      |            |
|--------------------------------------|------------|
| Ancillary/Seating                    |            |
| 54" wide                             |            |
| 100% polyurethane                    |            |
| Ink-resistant protective top coat    |            |
| Polyester backing                    |            |
| 8I801/466489-001                     | Loom       |
| 8I802/466489-002                     | Helm       |
| 8I803/466489-003                     | Cruller    |
| 8I804/466489-004                     | Folklore   |
| 8I805/466489-005                     | Beguile    |
| 8I806/466489-006                     | Sherpa     |
| 8I807/466489-007                     | Teleport   |
| 8I808/466489-008                     | Annex      |
| 8I809/466489-009                     | Lorimer    |
| 8I810/466489-010                     | Cinema     |
| 8I811/466489-011                     | Zip        |
| 8I812/466489-012                     | Coach      |
| 8I813/466489-013                     | Supernova  |
| 8I814/466489-014                     | Pirate     |
| 8I815/466489-015                     | Academy    |
| 8I816/466489-016                     | Disco      |
| 8I817/466489-017                     | Equator    |
| 8I818/466489-018                     | Brink      |
| 8I819/466489-019                     | Scene      |
| 8I820/466489-020                     | Petrichor  |
| 8I821/466489-021                     | Exotic     |
| 8I822/466489-022                     | Fauna      |
| 8I823/466489-023                     | Calabash   |
| 8I824/466489-024                     | Fuscous    |
| 8I825/466489-025                     | Wildling   |
| 8I826/466489-026                     | Blitz      |
| 8I827/466489-027                     | Allspice   |
| 8I828/466489-028                     | Lumos      |
| 8I829/466489-029                     | Pilot      |
| 8I830/466489-030                     | Jukebox    |
| 8I831/466489-031                     | Dugout     |
| 8I832/466489-032                     | Claret     |
| 8I833/466489-033                     | Flamenco   |
| Mode – Maharam                       |            |
| Ancillary/Seating/Workspaces         |            |
| 54" wide                             |            |
| 80% post-consumer recycled polyester |            |
| 20% polyester                        |            |
| PFOA-Free stain resistant finish     |            |
| ZMD01/466337-001                     | Stroll     |
| ZMD02/466337-002                     | Intaglio   |
| ZMD03/466337-003                     | Ominous    |
| ZMD04/466337-004                     | Machine    |
| ZMD05/466337-005                     | Talus      |
| ZMD06/466337-006                     | Marsh      |
| ZMD07/466337-007                     | Hollow     |
| ZMD08/466337-008                     | Sycamore   |
| ZMD09/466337-009                     | Clavicle   |
| ZMD10/466337-010                     | Billygoat  |
| ZMD11/466337-011                     | Spindle    |
| ZMD12/466337-012                     | Lemon      |
| ZMD13/466337-013                     | Oxeye      |
| ZMD14/466337-014                     | Henge      |
| ZMD15/466337-015                     | Goldenrod  |
| ZMD16/466337-016                     | Cottontail |
| ZMD17/466337-017                     | Lioness    |
| ZMD18/466337-018                     | Oriole     |
| ZMD19/466337-019                     | Rust       |
| ZMD20/466337-020                     | Carotene   |
| ZMD21/466337-021                     | Blush      |
| ZMD22/466337-022                     | Vermillion |
| ZMD23/466337-023                     | Alder      |
| ZMD24/466337-024                     | Kermes     |
| ZMD25/466337-025                     | Barberry   |
| ZMD26/466337-026                     | Petal      |
| ZMD27/466337-027                     | Valley     |
| ZMD28/466337-028                     | Odyssey    |
| ZMD29/466337-029                     | Ballpoint  |
| ZMD30/466337-030                     | Toile      |
| ZMD31/466337-031                     | Paradise   |

Price category D continued on next page

# Textile Colors

continued

## GSA

### Price Category D

continued

#### Mode continued

|                  |            |
|------------------|------------|
| ZMD32/466337-032 | Angelfish  |
| ZMD33/466337-033 | Denim      |
| ZMD34/466337-034 | Crush      |
| ZMD35/466337-035 | Jetty      |
| ZMD36/466337-036 | Saltwater  |
| ZMD37/466337-037 | Mallard    |
| ZMD38/466337-038 | Celtic     |
| ZMD39/466337-039 | Eucalyptus |
| ZMD40/466337-040 | Bonsai     |
| ZMD41/466337-041 | Sassafras  |
| ZMD42/466337-042 | Yucca      |
| ZMD43/466337-043 | Lichen     |

#### Spiral - Maharam

|                  |          |
|------------------|----------|
| Workspaces       |          |
| 66" wide         |          |
| 100% polyester   |          |
| ZS301/901882-001 | Chalk    |
| ZS303/901882-003 | Wheat    |
| ZS304/901882-004 | Mica     |
| ZS305/901882-005 | Pavement |
| ZS306/901882-006 | Graphite |

### Price Category E

#### Article – Maharam

| Ancillary/Seating |            |
|-------------------|------------|
| 54" wide          |            |
| 100% vinyl        |            |
| ZAT08/458600-008  | Marina     |
| ZAT13/458600-013  | Flume      |
| ZAT14/458600-014  | Storm      |
| ZAT15/458600-015  | Toast      |
| ZAT19/458600-019  | Fleece     |
| ZAT22/458600-022  | Stone      |
| ZAT26/458600-026  | Mercury    |
| ZAT29/458600-029  | Bluegrass  |
| ZAT31/458600-031  | Truffle    |
| ZAT32/458600-032  | Gravel     |
| ZAT33/458600-033  | Value      |
| ZAT34/458600-034  | Tint       |
| ZAT35/458600-035  | Snowflake  |
| ZAT36/458600-036  | Chalice    |
| ZAT37/458600-037  | Trail      |
| ZAT38/458600-038  | Pyramid    |
| ZAT39/458600-039  | Desert     |
| ZAT40/458600-040  | Lei        |
| ZAT41/458600-041  | Rouge      |
| ZAT42/458600-042  | Karma      |
| ZAT43/458600-043  | Opal       |
| ZAT44/458600-044  | Periwinkle |
| ZAT45/458600-045  | Vampire    |
| ZAT46/458600-046  | Surf       |
| ZAT47/458600-047  | Plumage    |

#### Micro – Maharam

|                  |           |
|------------------|-----------|
| Ancillary        |           |
| 54" wide         |           |
| 100% vinyl       |           |
| ZMB01/466099-001 | Muslin    |
| ZMB04/466099-004 | Basalt    |
| ZMB06/466099-006 | Phantom   |
| ZMB07/466099-007 | Depth     |
| ZMB08/466099-008 | Cottage   |
| ZMB09/466099-009 | Hunter    |
| ZMB11/466099-011 | Tomatillo |
| ZMB12/466099-012 | Brew      |
| ZMB14/466099-014 | Tang      |
| ZMB15/466099-015 | Risk      |

#### Parallel — Maharam

|                         |          |
|-------------------------|----------|
| Workspaces              |          |
| 66" wide                |          |
| 100% recycled polyester |          |
| TT03/901180-003         | Fog      |
| TT22/901180-022         | Sterling |
| TT23/901180-023         | Linen    |
| TT24/901180-024         | Pea      |
| TT27/901180-027         | Boulder  |
| TT28/901180-028         | Stream   |
| TT29/901180-029         | Shiitake |
| TT32/901180-032         | Brandy   |
| TT33/901180-033         | Crater   |
| TT36/901180-036         | Quail    |

### Price Category F

#### Apt – Maharam

|                                   |
|-----------------------------------|
| Ancillary/Seating                 |
| 54" wide                          |
| 100% polyurethane/silicone        |
| Ink-resistant protective top coat |
| Polyester backing                 |
| 82T12/466392-012 Iris             |
| 82T13/466392-013 Nocturnal        |
| 82T14/466392-014 Fluid            |
| 82T15/466392-015 Eden             |
| 82T16/466392-016 Galactic         |
| 82T17/466392-017 Shoreline        |
| 82T18/466392-018 Jade             |
| 82T19/466392-019 Garden           |
| 82T20/466392-020 Botanic          |
| 82T21/466392-021 Chartreuse       |
| 82T23/466392-023 Lyric            |
| 82T24/466392-024 Turmeric         |
| 82T25/466392-025 Bengal           |
| 82T26/466392-026 Core             |
| 82T27/466392-027 Mantle           |
| 82T28/466392-028 Sorbet           |
| 82T32/466392-032 Oak              |
| 82T33/466392-033 Castle           |
| 82T34/466392-034 Follow           |
| 82T35/466392-035 Elixir           |
| 82T36/466392-036 Charm            |
| 82T37/466392-037 Descend          |
| 82T38/466392-009 Sketch           |
| 82T39/466392-010 Glacier          |
| 82T40/466392-031 Fortress         |
| 82T41/466392-030 Lotus            |
| 82T42/466392-001 Coconut          |
| 82T43/466392-011 Cobblestone      |
| 82T44/466392-029 Bloom            |
| 82T45/466392-022 Crepe            |
| 82T46/466392-006 Hickory          |
| 82T47/466392-007 Constellation    |
| 82T48/466392-008 Labyrinth        |
| 82T49/466392-002 Vibe             |
| 82T50/466392-003 Stampede         |
| 82T51/466392-004 Lumber           |
| 82T52/466392-005 Gingerbread      |

Price category F continued on next page





# Textile Colors

continued

## GSA

### Price Category F

continued

### Price Category G

### Price Category H

Appendix: Textile Colors

#### Scuba - Maharam

|                            |
|----------------------------|
| Ancillary                  |
| 54" wide                   |
| 100% polyurethane          |
| V9B1/464930-001 Vanilla    |
| V9B5/464930-005 Chinchilla |
| V9B6/464930-006 Mahogany   |
| V9B7/464930-007 Jet        |
| V9B8/464930-008 Charcoal   |
| V9B9/464930-009 Dolphin    |
| V9BA/464930-010 Drizzle    |
| V9BC/464930-012 Conifer    |
| V9BD/464930-013 Bottle     |
| V9BF/464930-015 Tourmaline |
| V9BG/464930-016 Sapphire   |
| V9BH/464930-017 Electric   |
| V9BL/464930-020 Cabernet   |
| V9BM/464930-021 Brick      |
| V9BN/464930-022 Coral      |
| V9BP/464930-023 Autumn     |

#### Strum - Maharam

|                                 |
|---------------------------------|
| Seating                         |
| 54" wide                        |
| 100% polyurethane               |
| with silver-based antimicrobial |
| Z3301/466122-001 Overcast       |
| Z3302/466122-002 Ridge          |
| Z3304/466122-004 Pigeon         |
| Z3307/466122-007 Bur            |
| Z3308/466122-008 Abalone        |
| Z3312/466122-012 Lemongrass     |

#### Compound - Maharam

|                               |
|-------------------------------|
| Seating                       |
| 54" wide                      |
| 100% polyurethane             |
| silane-based antimicrobial    |
| ZC201/466196-001 Quartz       |
| ZC203/466196-003 Weathered    |
| ZC204/466196-004 Cliff        |
| ZC205/466196-005 Espresso     |
| ZC206/466196-006 Smolder      |
| ZC207/466196-007 Blaze        |
| ZC208/466196-008 Mandarin     |
| ZC209/466196-009 Maple        |
| ZC210/466196-010 Perennial    |
| ZC211/466196-011 Mountainside |
| ZC212/466196-012 Tundra       |
| ZC213/466196-013 Manatee      |
| ZC214/466196-014 Marine       |
| ZC215/466196-015 Twilight     |
| ZC216/466196-016 Shelter      |
| ZC217/466196-017 Vessel       |
| ZC218/466196-018 Smoke        |
| ZC219/466196-019 Fog          |

#### Gild - Maharam

|                                   |
|-----------------------------------|
| Ancillary/Seating                 |
| 54" wide                          |
| 100% non-phthalate vinyl          |
| Ink-resistant protective top coat |
| Polyester backing                 |
| 8AR01/466432-005 Grapevine        |
| 8AR02/466432-009 Frosting         |
| 8AR03/466432-007 Smokey           |
| 8AR04/466432-003 Skylight         |
| 8AR05/466432-011 Sandstone        |
| 8AR06/466432-004 Hurricane        |
| 8AR07/466432-002 Wreath           |
| 8AR08/466432-001 Rainforest       |
| 8AR09/466432-012 Fudge            |
| 8AR10/466432-010 Lantern          |
| 8AR11/466432-006 Planet           |
| 8AR12/466432-008 Reflection       |

#### Sudden - Maharam

|                      |
|----------------------|
| Ancillary            |
| 54" wide             |
| 100% polyurethane    |
| ZSD02/463000-002 002 |
| ZSD03/463000-003 003 |
| ZSD05/463000-005 005 |
| ZSD06/463000-006 006 |
| ZSD07/463000-007 007 |
| ZSD08/463000-008 008 |
| ZSD09/463000-009 009 |
| ZSD10/463000-010 010 |
| ZSD11/463000-011 011 |
| ZSD13/463000-013 013 |
| ZSD15/463000-015 015 |
| ZSD16/463000-016 016 |
| ZSD17/463000-017 017 |
| ZSD18/463000-018 018 |
| ZSD19/463000-019 019 |
| ZSD20/463000-020 020 |
| ZSD24/463000-024 024 |
| ZSD27/463000-027 027 |
| ZSD36/463000-036 036 |

#### Circles - Maharam

|                          |
|--------------------------|
| Ancillary/Seating        |
| 55" wide                 |
| 70% cotton               |
| 30% polyester            |
| ZT01/458310-001 Khaki    |
| ZT02/458310-002 Fatigue  |
| ZT03/458310-003 Document |
| ZT04/458310-004 Engine   |

#### Dot Pattern - Maharam

|                          |
|--------------------------|
| Ancillary/Seating        |
| 55" wide                 |
| 71% cotton               |
| 29% polyester            |
| ZK01/458300-001 Document |
| ZK02/458300-002 Taupe    |
| ZK04/458300-004 Red      |
| ZK05/458300-005 Navy     |

#### Regatta - Maharam

|                             |
|-----------------------------|
| Ancillary                   |
| 54" wide                    |
| 65% solution-dyed acrylic   |
| 35% solution-dyed polyester |
| ZRT01/466189-001 Drift      |
| ZRT02/466189-002 Parasol    |
| ZRT04/466189-004 Swell      |

#### Small Dot Pattern - Maharam

|                          |
|--------------------------|
| Ancillary/Seating        |
| 55" wide                 |
| 71% cotton               |
| 29% polyester            |
| ZL01/458320-001 Document |
| ZL02/458320-002 Sand     |
| ZL03/458320-003 Khaki    |
| ZL04/458320-004 Taupe    |
| ZL05/458320-005 Charcoal |
| ZL06/458320-006 Document |
| Reverse                  |
| ZL07/458320-007 Red      |
| ZL08/458320-008 Yellow   |
| ZL09/458320-009 Green    |

Textile Colors

continued

GSA

| Price Category I   | Price Category J-O                 | Price Category P   | Price Category Q   |
|--|------------------------------------|--|--|
| <div><div>Cursive – Maharam</div><div>Seating</div><div>54” wide</div><div>67% solution-dyed acrylic</div><div>33% solution-dyed polyester</div><div>PFOA-Free stain resistant</div><div>7CW01/466335-001 Fast</div><div>7CW03/466335-003 Beachcomb</div><div>7CW05/466335-005 Swift</div><div>7CW06/466335-006 Jetstream</div><div>7CW07/466335-007 Inkwell</div><div>7CW08/466335-008 Rubber</div></div> | No fabrics available at this time. | <div><div>Layers Vineyard Small – Maharam</div><div>Ancillary</div><div>52” wide</div><div>92% wool</div><div>5% polyester</div><div>3% nylon</div><div>ZLS01/465920-001 Ochre/White</div><div>ZLS02/465920-002 Scarlet/Peony</div><div>ZLS03/465920-003 Taupe/Violet</div><div>ZLS04/465920-004 Jade/Turquoise</div><div>ZLS05/465920-005 Ginger/Rose</div></div> | <div><div>Brushed Camel – Maharam</div><div>Ancillary</div><div>58” wide</div><div>100% baby camel hair</div><div>ZBA01/465977-001 Albino</div><div>ZBA02/465977-002 Natural</div></div> |

Textile Colors

continued

GSA

Price Category R-Z

Price Category 10M

No fabrics available at this time.

| Pace Leather – Maharam      |            |
|-----------------------------|------------|
| Ancillary                   |            |
| approx. 50 sq. ft. per hide |            |
| 100% leather                |            |
| ZPA01/700011-001            | Whisper    |
| ZPA02/700011-002            | Shy        |
| ZPA03/700011-003            | Granite    |
| ZPA04/700011-004            | Misty      |
| ZPA05/700011-005            | Studio     |
| ZPA06/700011-006            | Throne     |
| ZPA07/700011-007            | Proper     |
| ZPA08/700011-008            | Huron      |
| ZPA09/700011-009            | Darkroom   |
| ZPA10/700011-010            | Bark       |
| ZPA11/700011-011            | Raspberry  |
| ZPA12/700011-012            | Sangria    |
| ZPA13/700011-013            | Admiral    |
| ZPA14/700011-014            | Juniper    |
| ZPA15/700011-015            | Regal      |
| ZPA16/700011-016            | Vapor      |
| ZPA17/700011-017            | Valley     |
| ZPA18/700011-018            | Bushel     |
| ZPA19/700011-019            | Heirloom   |
| ZPA20/700011-020            | Palomino   |
| ZPA21/700011-021            | Bamboo     |
| ZPA22/700011-022            | Saffron    |
| ZPA23/700011-023            | Tearose    |
| ZPA24/700011-024            | Canyon     |
| ZPA25/700011-025            | Bistro     |
| ZPA26/700011-026            | Toffee     |
| ZPA27/700011-027            | Rodeo      |
| ZPA28/700011-028            | Mudslide   |
| ZPA29/700011-029            | Greige     |
| ZPA30/700011-030            | Reflection |
| ZPA31/700011-031            | Pure       |
| ZPA32/700011-032            | Desert     |
| ZPA33/700011-033            | Griffin    |
| ZPA34/700011-034            | Urbane     |
| ZPA35/700011-035            | Woodrose   |



For more information about our products and services or to see a list of dealers, please visit us at [HermanMiller.com](http://HermanMiller.com) or call (800) 851 1196.

© 2025 Herman Miller, Inc., Zeeland, Michigan


#### Distribution Rights

Working together since 1956, Herman Miller and Vitra are the authentic sources of designs by Charles and Ray Eames, Alexander Girard, and George Nelson. All the designs shown in this book are protected by law. Herman Miller has obtained all rights to make and sell these designs. Also, Herman Miller holds exclusive worldwide manufacturing and distribution rights for these products with the following exceptions:

Charles and Ray Eames, George Nelson, and Alexander Girard—Worldwide distribution rights for furniture in all areas except Europe and the Middle East. For those areas, please contact Vitra.

Isamu Noguchi—Worldwide distribution rights for the Noguchi Rudder Table. Distribution rights for the Noguchi Table in North America and Central America only. For all other areas, please contact Vitra.

Magis—Exclusive distribution rights in the US and Canada. For all other areas, please contact Magis.

® HermanMiller, , Action Office, Aeron, Aside, Canvas Office Landscape, Caper, Cosm, Co/Struc, Eames, Embody, Ethospace, Exclave, Fine-Tune, FlexFront, Formcoat, Ground Cloth, Intent, Layout Studio, Lino, Maharam, Meridian, Mirra, Motia, Nelson, Pellicle, Perspectives, Plex, PostureFit, PostureFit SL, Sayl, Setu, Tu, Verus, Y-Tower and Zeph are among the registered trademarks of Herman Miller, Inc., and its owned subsidiaries.

™ AireWeave, Bubbletack, Canvas Vista, Cellular Suspension, Commend, Compass, Connect, DOT, Durawrap, Everywhere, Flex-Edge, Headway, Hopsak 2, Iota, Keyless Entry, Latitude, Lyris 2, Mora, Multiscrim, Nevi, OE1, OE1 Workspace Collection, Overlay, Renew, Stackable, Swoop, Thrive, TriFlex, Twist and Valor are among the trademarks of Herman Miller, Inc., and its owned subsidiaries.

Chemsurf® is a registered trademark of Wilsonart International.

Corian® is a registered trademark of E.I. du Pont de Nemours and Company Corporation.

FLEXNET™ is a trademark of Milliken & Company.

Floor Saver Glide® is a registered trademark of Carpin Manufacturing, Inc.

Forest Stewardship Council® is a registered trademark of the Forest Stewardship Council A.C. (FSC). We are FSC® certified (FSC® C102895).

FSC® is a registered trademark of the Forest Stewardship Council A.C. (FSC).

MicrobeCare™ is a trademark of Parasol Medical LLC.

Microsoft® and Natural® Keyboard are registered trademarks of Microsoft Corporation.

Place Textiles® is a registered trademark of Place Textiles.