



Prices effective February 3, 2025

Published March 2025

Thrive™ Portfolio

Introduction	page 2
Thrive™ Portfolio	3
Technology Support	5
Power and Data Support	99
Screens	169
Personal Lighting	215
Occasional Lighting	218
Work Tools	221
Ubi® Work Tools	221
Formwork	257
Work Tools	265
Indices	283
By Name	283
By Number	287
Appendices	
20-Day or Less/Assigned Lead-Time Order Information	
Customer's Own Material Order Information-Workspaces	
Textiles Application Chart-Workspaces	
Textile Colors	
For the latest materials information, refer to the Materials pages on HermanMiller.com.	

A Note on the Organization of This Book

There are a few signals that will help you understand the organization of this book. Once you know them, you should be able to find your way around easily.

Like a newspaper, this book is formatted with columns of text and illustrations that run vertically.

Information wraps from one column to the next and continues for as many pages as it needs to.

Black bars are clues.

A black bar at the top of a page signals the start of information about a product.

This information is divided into two sections, each signaled by a black bar. Product Information includes a description, additional notes, and dimensional drawings. Specification Information, which always begins at the top of a column, includes a series of steps. Each step represents a decision you need to make in order to complete your product number. Steps must be followed sequentially. The number of pages needed to complete information on a product varies; some will be complete in one page; others may fill three or four pages. Just continue going through the steps until you run into the next product, signaled by the black bar at the top of the page.

Black tabs running along the outside edge of the page help you locate what section you are in or what section you want to go to. You can thumb forwards or backwards to find a section; tabs and text appear on both sides of the page.

The additional pages in the back of the book include the appendices and indices. They are signaled by a long black bar running along the outside edge of the page.

The index is presented two ways.

The first index is in alphabetical order by product name. It can be helpful if you are new to the products and numbering scheme or if you are looking for a type of product, such as work chair or round table.

The second index is by product number. It lists, in alphanumeric order, the base product number, typically a five-digit number.

General Information

This book is effective February 3, 2025, subject to change without notice. Products may be purchased from authorized Herman Miller dealers who will quote prices upon request. For more information about our products and services or to see a list of dealers, visit www.HermanMiller.com.


All prices are list prices. Additional services, such as planning services, design, storage, and installation, are not included and must be added to these prices when the additional services are requested.


Illustrations, specifications, and prices are based on the latest information at the time of publication. The right is reserved to make changes at any time without notice in prices, fabrics, finishes, materials, specifications, and models, and also to discontinue models and finishes.

Dimensions shown in the drawings are engineering drawing dimensions rounded up to the nearest 1/8". Product is shipped set up or knocked down. Products that include "Shipped knocked down" in the description require some assembly. If this statement does not appear in the description, the product is shipped assembled.

Service problems are normally handled by a Herman Miller authorized dealer. Where this cannot be accomplished on a local level, service problems should be referred to the Customer Care Representative for your region, Herman Miller, Inc., Zeeland, Michigan 49464.

20-Day or Less/Assigned Lead-Time Shipments

All products and options in this price book not designated by an Assigned Program icon  will ship in **20 business days or less** after being acknowledged by Herman Miller.

Products and options designated by an  are on the assigned lead-time program and may ship in 20 days, less than 20 days, or more than 20 days from order acknowledgement.

Technology Support

Power and Data Support

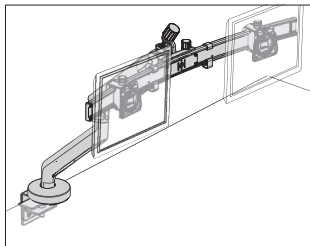
Screens

Personal Lighting

Occasional Lighting

Work Tools





Product Information

Description

Flo® X is the latest evolution of high-load monitor support from Colebrook Bosson Saunders, capable of holding heavy and large screens, including curved monitors, as well as dual and triple monitors. Its dual spring technology accommodates heavy monitors and can be configured for a lower weight range (down to 7 lbs./3 kg), if required. A visual indicator shows the arm's tension setting, saving time for multiple installations. An integrated cable management system secures cables neatly along the underside of the arm. Hex key for installing and tensioning the monitor arm is included.

Flo X single configuration supports monitors up to 40 lbs. (18 kg) and offers up to 24.09" (612 mm) of horizontal extension, 21.14" (537 mm) of vertical reach and +30°/-10° of monitor tilt. Single configuration also offers portrait-to-landscape screen adjustment.

Flo X dual configuration holds 2 monitors up to 32" and offers up to 27.91" (709 mm) of horizontal extension, 20.83" (529 mm) of vertical reach and +20°/-5° of monitor tilt.

Flo X triple configuration holds 3 monitors up to 27" and offers up to 31.06" (789 mm) of horizontal extension, 20.83" (529 mm) of vertical reach and +20°/-5° of monitor tilt.

Notes

Multi-mount handle (HL) option is highly recommended for use with dual and triple configurations to facilitate easy movement of monitors.

75 mm and 100 mm VESA compliant.

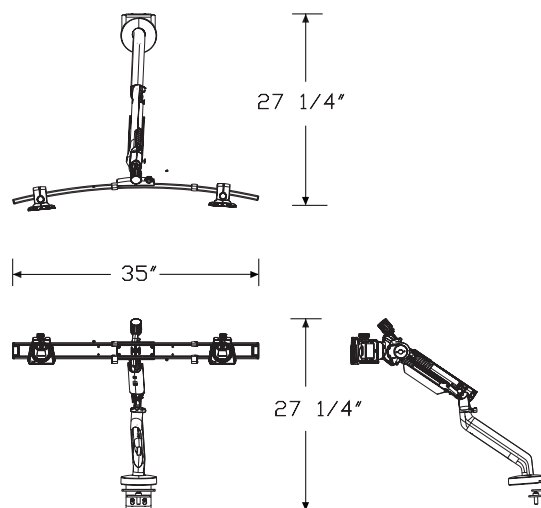
For single screen configuration (Y91195.1), monitor weight range is 7-40 lbs. (3-18 kg).

For dual screen configuration (Y91195.2), monitor weight range is 2-18 lbs. (1-8 kg) per screen.

For triple screen configuration (Y91195.3), monitor weight range is 2-11 lbs. (1-5 kg) per screen.

For total mounted load below 20 lbs. (9 kg), arm should be configured to single-spring mode.

Dimensions



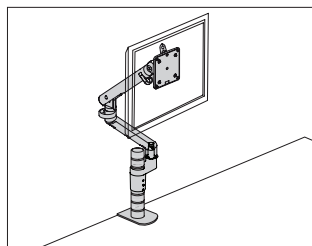
Flo® X Monitor Arm - Assembly

continued

Thrive™ Technology Support

Specification Information			
Step 1.			
Y91195. <input type="checkbox"/> A			
Step 2. Configuration			
1	1 monitor	<input type="checkbox"/> A	
2	2 monitors	<input type="checkbox"/> A	
3	3 monitors	<input type="checkbox"/> A	
Step 3. Handle Option			
For 1 monitor (1)			
NN	no handle	<input type="checkbox"/> A	
For 2 monitors (2) or 3 monitors (3)			
HL	with handle	<input type="checkbox"/> A	
NN	no handle	<input type="checkbox"/> A	
Step 4. Attachment Bracket			
CM	clamp mount	<input type="checkbox"/> A	
Prices for Steps 1-4.			
			CM
Y91195.	1	NN	\$723
	2	HL	\$1043
		NN	\$932
	3	HL	\$1217
		NN	\$1106
Step 5. Finish			
0I	silver	<input type="checkbox"/> A	+\$0
0H	black	<input type="checkbox"/> A	+\$0

Flo® Modular Monitor Arm Assembly Y91180



Product Information

Description

This scalable monitor arm assembly includes a Wishbone® post, 1 or 2 dynamically adjustable Flo® monitor arms, 1 or 2 Flo modular brackets, and an attachment bracket that mounts the assembly to a surface. The Flo monitor arm provides 13 1/4" of vertical height adjustment, 20 5/8" of horizontal extension and +/- 40° of tilt. A visual indicator shows the arm tension setting, and an integrated cable management system secures cables neatly along the underside of the arm. The VESA bracket provides both 75mm and 100mm hole patterns, and hardware is included to attach the VESA brackets to monitors. An installation and tension adjustment tool is included.

Notes

Accommodates monitor weights ranging from 7 to 20 lbs. each.

100mm and 75mm VESA compliant.

Use low profile clamp for work surfaces up to 1" thick.

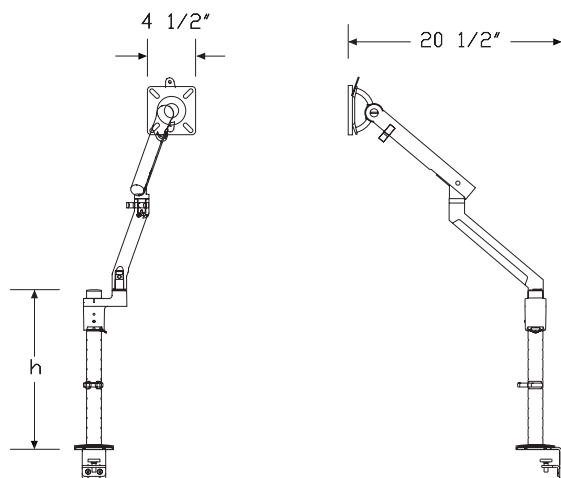
Use Locale® through surface mount for Locale.

For adding additional arms, order both of the following products separately:

- Flo modular bracket-bracket only (Y92103.)
- Flo single screen monitor arm-arm only (Y92090.)

For added stability, specify Wishbone high load clamp (WHC).

Dimensions



Specification Information

Step 1.

Y91180. [A]

Step 2. Post Height

07 7 7/8" high [A]

15 15 3/4" high [A]

19 19 3/4" high [A]

Step 3. Number of Arms

For 7 7/8" high (07)

1 1 arm [A]

For 15 3/4" high (15)

1 1 arm [A]

2 2 arms [A]

For 19 3/4" high (19)

1 1 arm [A]

2 2 arms [A]

Step 4. Attachment Bracket

NN no attachment bracket [A]

T2 through-surface mount, up to 2 3/4" thick [A]

CM surface clamp mount [A]

LPC low profile clamp, up to 1" thick [A]

LOC Locale® through surface mount [A]

GR grommet mount [A]

WHC high load clamp mount for Wishbone® post [A]

LSR Layout Studio performance rail [A]

Prices for Steps 1-4.

			NN	T2	CM	LPC	LOC	GR
Y91180.	07	1	\$484	521	571	571	516	618
	15	1	\$514	551	601	601	546	648
		2	\$900	937	987	987	932	1034
	19	1	\$520	557	607	607	552	654
		2	\$906	943	993	993	938	1040
							WHC	LSR
Y91180.	07	1					\$617	585
	15	1					\$647	615
		2					\$1033	1001
	19	1					\$653	621
		2					\$1039	1007

Flo® Modular Monitor Arm Assembly

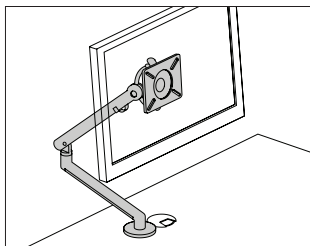
continued

Thrive™ Technology Support

Step 5. Finish			
01	silver	<div>A</div>	+\$0

Flo® Single-Screen Monitor Arm Support

Y91171



Product Information

Description

This easy to move, slim profile monitor arm assembly supports a single flat panel monitor. It has a 13 1/4" height-adjustment range, a 20 5/8" extension range, and allows the monitor to tilt 40° upward and -40° downward. The arm includes a quick-disconnect feature that allows easy installation and removal of a monitor. It has integrated cable management along the underside of the arm, and a visual indicator that shows the arm's tension setting. The arm meets VESA 75mm and 100mm standards (Video Electronic Standards Association - Mounting Interface Standards). A hex key for adjusting the arm's tension is included.

Notes

Wall mount option (WM) does not include hardware to mount bracket to wall.

For Compass™ applications, see wall mount installation instructions.

White finish (0J) is available only with the surface clamp (CM) option.

Accommodates monitor weights ranging from 7 to 20 lbs.

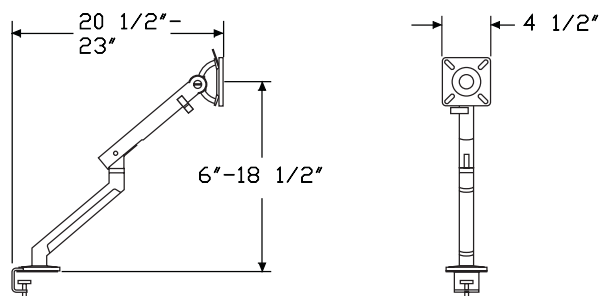
To hold a laptop computer, order Ollin laptop and tablet mount (Y95011.) separately.

Through-surface mount with rotation stop (T1S) option includes 1 bolt for mounting to surfaces up to 1 3/8" thick.

Through-surface mount with rotation stop (T2S) option includes 1 bolt for mounting to surfaces up to 3" thick.

Rail tile mount attachment bracket (RTM) is also compatible with Ethospace® rail tiles.

Dimensions



Specification Information

Step 1.

Y91171.

Step 2. Attachment Bracket

CM	surface clamp
LPC	low profile clamp, up to 1" thick
RTM	rail tile mount (Canvas)
LSR	Layout Studio performance rail A
T1S	through-surface mount with rotation stop, up to 1 3/8" thick
T2S	through-surface mount with rotation stop, up to 3" thick

Prices for Steps 1-2.

Y91171. CM	\$394
LPC	\$394
RTM	\$390
LSR	\$405
T1S	\$428
T2S	\$428

Step 3. Finish

For surface clamp (CM), through-surface mount with rotation stop, up to 1 3/8" thick (T1S), or through-surface mount with rotation stop, up to 3" thick (T2S)

0I	silver	+\$0
0J	white	+\$0
0H	black	+\$0

For Layout Studio performance rail (LSR)

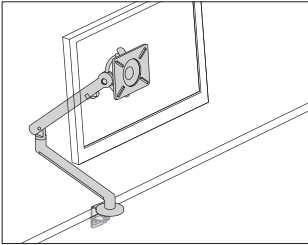
0I	silver	+\$0
0J	white	+\$0

For low profile clamp, up to 1" thick (LPC) or rail tile mount (Canvas) (RTM)

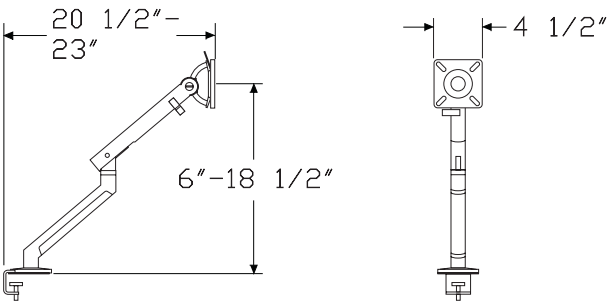
0I	silver	+\$0
-----------	--------	------

Flo® Single Screen Monitor Arm Bulk Pack

Y91182

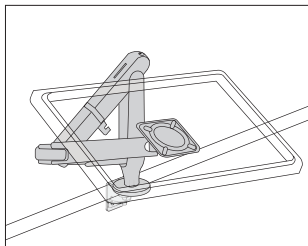


Product Information
Description
This bulk pack assembly contains 10 Flo® monitor arms (Y92090.) and 10 two-piece clamp mounts (Y92092.) of specified finish. The easy to move, slim profile monitor arm supports a single flat panel monitor. It has a 13¼" height-adjustment range, a 20⅞" extension range, and allows the monitor to tilt 40° upward and -40° downward. The arm includes a quick-disconnect feature that allows easy installation and removal of a monitor. It has integrated cable management along the underside of the arm, and a visual indicator that shows the arm's tension setting. The VESA attachment bracket provides 75mm and 100mm hole patterns. VESA attachment hardware included.
Notes
Monitor arm accommodates monitor weights ranging from 7 to 20 lbs.
Bulk pack includes 1 instruction booklet and 1 hex key for adjusting the arm's tension.
To hold a laptop computer or tablet, order Ollin laptop and tablet mount (Y95011.) separately.
Dimensions



Specification Information
Step 1.
Y91182. A
Step 2. Attachment Bracket
CM surface clamp A
Prices for Steps 1-2.
Y91182. CM \$3684
Step 3. Finish
0I silver A +\$0
0J white +\$0

Y95111

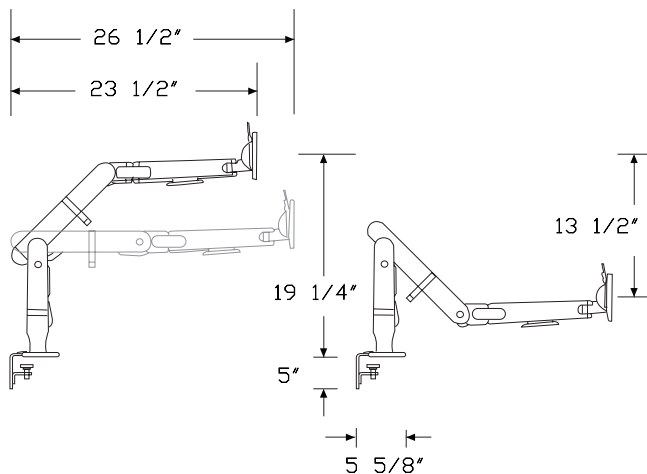


Description

Notes

Through-surface mount with rotation stop (T2S) option includes 1 bolt for mounting to surfaces up to 3" thick.

Dimensions



Step 1.

Y95111.

1 single

CM surface clamp

LPC low profile clamp, up to 1" thick

T1S through-surface mount with rotation stop, up to 1³/₈" thick

T2S through-surface mount with rotation stop, up to 3" thick

Prices for Steps 1-3.

	CM	LPC	T1S	T2S
Y95111. 1	\$521	521	555	555

Step 4. Finish

For surface clamp (CM), through-surface mount with rotation stop, up to 1 3/8" thick (T1S), or through-surface mount with rotation stop, up to 3" thick (T2S)

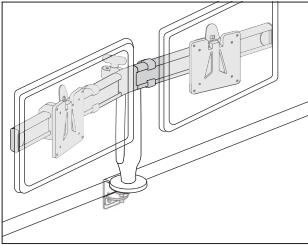
0I	silver	+\$0
0J	white	+\$0
0H	black	+\$20

For low profile clamp, up to 1" thick (LPC)

01	silver	+\$0
----	--------	------

Ollin Dual Bar

Y95122



Product Information

Description

This dual mount bar attaches 2 monitors to an Ollin® monitor arm. The bar holds 2 monitors from 17" to 27" wide and ranging in weight from 0-8 pounds each. A knob allows for tilting of the monitors and an integrated cable management system secures cables neatly along the bar and arm. This dual mount bar is user adjustable without tools. Monitors attach to arm in a fixed orientation. For individual screen portrait-landscape rotation and tilt, 2 individual Ollin arm assemblies are recommended. VESA brackets and attachment hardware included.

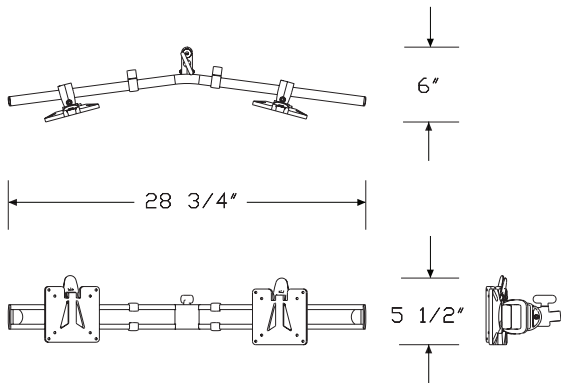
Notes

Specify this dual mount bar to convert an Ollin Single to an Ollin Dual.
Order 1 of the following monitor arms separately:

- Ollin single-screen monitor arm support with desired attachment (Y95111.1xxx), or
- Ollin single-screen monitor arm-arm only (Y95000.) with additional desired attachment method.

Order monitor arm clamp separately.
75mm and 100mm VESA compliant. VESA brackets provide both 75mm and 100mm hole patterns.
Through-surface mount (T2) option includes 2 bolts: 1 for mounting to surfaces up to 1⅝" thick, and 1 for mounting to surfaces up to 2¾" thick.
Through-surface mount (T2) option can be grommet mounted. Order cast grommet (Y92050.) separately.
Supports monitors ranging in weight from 0-8 pounds each.

Dimensions



Specification Information

Step 1.

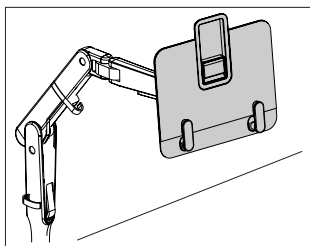
Y95122.	A	\$256
---------	---	-------

Step 2. Finish

0H	black	A	+\$0
----	-------	---	------

Ollin Laptop and Tablet Mount Assembly

Y95112



Product Information

Description

This laptop and tablet mount lifts notebook computers and tablets off the work surface at an appropriate work height and attaches to an Ollin® or Flo® monitor arm. For use with Flo monitor arm, this assembly includes a weight plate that provides additional weight required for optimal performance of the arm when the laptop/tablet weighs less than 3.5 lbs. (1.6 kg). Mount attaches to a monitor arm with a 100mm VESA pattern. It supports laptops up to 16" screen size and up to 1" thick. It supports tablets from 9¾" to 13" screen size. It can be used in both single- and dual-screen applications. Laptops and tablets are held securely to the mount's anti-slide surface by 2 adjustable ratcheting feet. Retaining feature adds stability to position tablets.

Notes

Mount accommodates device weights up to 6.2 lbs. (2.8 kg).

Mount supports laptops up to 16" screen size and up to 1" thick. Thickness includes base and lid of laptop combined.

Mount supports tablets from 9¾" to 13" screen size.

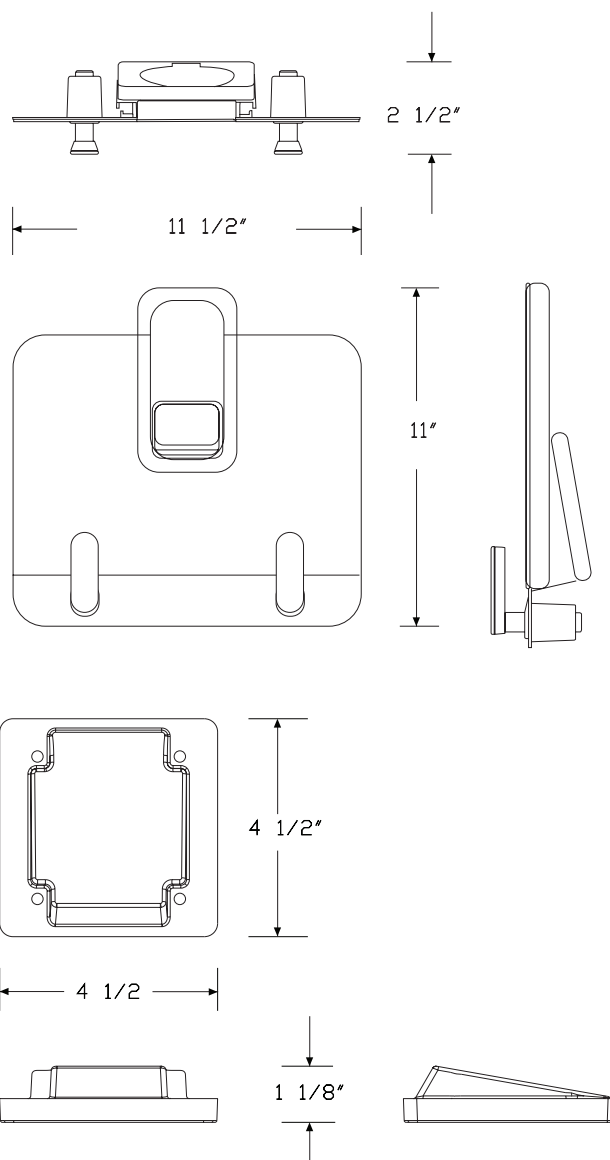
Requires 100mm VESA plate (provided with the monitor arm).

Order 1 of the following monitor arms separately:

- Ollin single-screen monitor arm support (Y95111.)
- Flo single-screen monitor arm support (Y91171.)

For use with Flo monitor arm, this assembly includes a weight plate that provides additional weight required for optimal performance of the arm when the laptop/tablet weighs less than 3.5 lbs. (1.6 kg). For use with devices 3.5 lbs. (1.6 kg) or greater, weight plate is not required. Order Ollin laptop and tablet mount (Y95011.) instead.

Dimensions



Weight Plate for use with Flo Monitor Arm

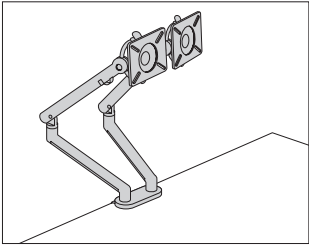
Ollin Laptop and Tablet Mount
Assembly *continued*

Thrive™ Technology Support

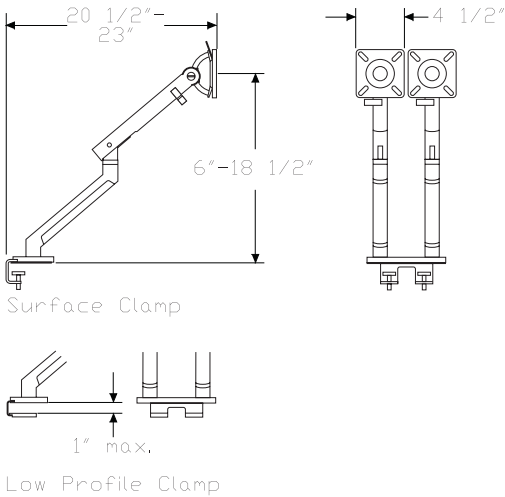
Specification Information		
Step 1.		
Y95112.	<input type="checkbox"/> A	
Step 2. Monitor Arm Type		
OL	ollin monitor arm	<input type="checkbox"/> A
FL	flo monitor arm	<input type="checkbox"/> A
Prices for Steps 1-2.		
Y95112.	OL	\$164
	FL	\$247
Step 3. Finish		
0I	silver	<input type="checkbox"/> A +\$0
0J	white	<input type="checkbox"/> A +\$0
0H	black	<input type="checkbox"/> A +\$0

Flo® Dual-Screen Monitor Arm -
Clamp Mount

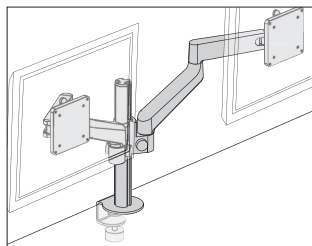
Y91175



Product Information
Description
A variant of the award winning Flo monitor arm, this elegant solution supports 2 monitor screens each weighing up to 20lbs. It has a 13¼" height-adjustment range, a 20⅝" extension range, and allows the monitor to tilt 40° upward and -40° downward. Both arms include a quick-disconnect feature that allows easy installation and removal of a monitor. It has integrated cable management along the underside of the arm, and a visual indicator that shows the arm's tension setting. The VESA attachment plate provides both 75mm and 100mm hole patterns. The clamp is top mounted to speed installation. An allen wrench for adjusting the arm's tension is included. Attachment hardware is included.
Notes
Accommodates monitor weights ranging from 7 to 20 lbs. each.
Dimensions



Specification Information
Step 1.
Y91175.
Step 2. Attachment Bracket
CM surface clamp mount
Prices for Steps 1-2.
Y91175. CM \$799
Step 3. Finish
01 silver +\$0



Product Information

Description

This monitor arm assembly includes a 12¼" post with integrated clamp attachment, and 1 or 2 adjustable Lima monitor arms. The Lima arm provides 8" of push button vertical height adjustment, 18" of horizontal extension and +80°/-10° of tilt. An integrated 3-point cable management system secures cables along the underside of the arm. The VESA bracket provides both 75mm and 100mm hole patterns, and hardware is included to attach the VESA brackets to monitors.

Notes

Accommodates monitor weights up to 14 pounds each.

Maximum diagonal screen size width in dual monitor setup is 27".

Integrated post clamp attachment has thumbscrew adjustment.

For adding up to 1 additional arm (for a total of 2 arms), order the following product separately:

- Lima expansion monitor arm-arm only (Y97212.)

Finish for post is predetermined by arm finish choice:

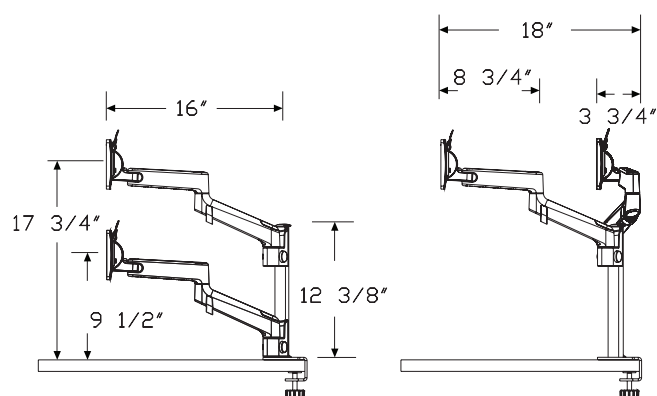
Arm Finish—Post Finish

Silver (01)—Silver post and clamp

White (0J)—Silver post and clamp

Black (0H)—Black post and clamp

Dimensions



Specification Information

Step 1.

Y97211. A

Step 2. Post Type

L lima post with integrated clamp A

Step 3. Number of Arms

1 1 arm

2 2 arms

Step 4. Attachment Bracket

LC clamp mount lima post ☐ A

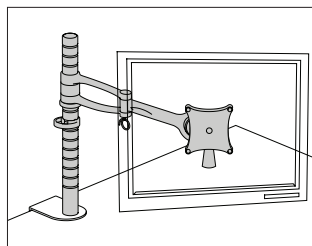
Prices for Steps 1-4.

		LC
Y97211.	L 1	\$311
	2	\$509

Step 5. Finish

0H	black	<input type="text" value="A"/>	+\$0
0I	silver	<input type="text" value="A"/>	+\$0
0J	white	<input type="text" value="A"/>	+\$0

Wishbone® Single-Screen Monitor Arm Assembly Y91011



Product Information

Description

This monitor arm assembly supports a single flat panel monitor and includes a 15¾" post, monitor arm, and attachment bracket for a variety of mounting options. The Wishbone® post option includes a monitor arm location ring, a cable management clip, and an extension stud. The monitor arm has a quick release monitor attachment, and allows the monitor to be positioned as landscape or portrait. It has 100° vertical tilt, and 180° horizontal movement. Attachment hardware included.

Notes

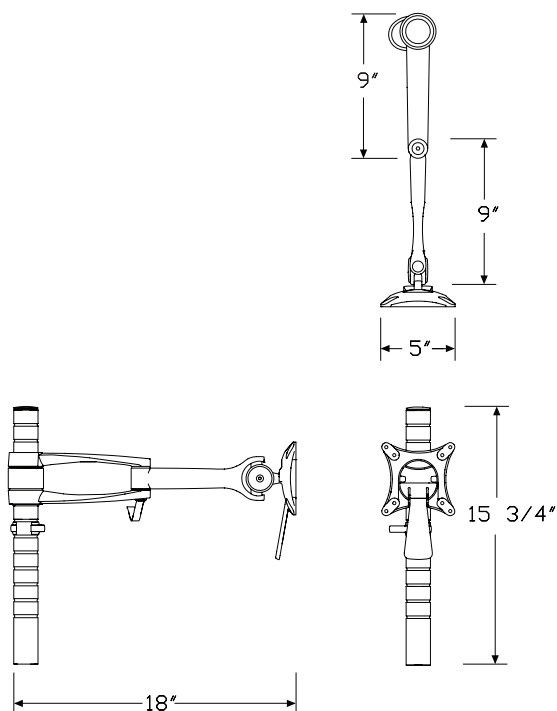
Maximum monitor weight is 26 lbs.

Grommet mount option (GR) accommodates surfaces up to 1½" thick.

Clamp mount options accommodate surfaces between ½" and 2⅝" thick.

This product was designed by Colebrook Bosson Saunders Products Ltd.

Dimensions



Specification Information

Step 1.

Y91011.

Step 2. Post Type

W wishbone post

Step 3. Attachment Bracket

For wishbone post (W)

NN no attachment bracket

GR grommet mount

WC clamp mount for wishbone post

T1 through-surface mount, up to 1⅜" thick

T2 through-surface mount, up to 2¾" thick

LOC Locale® through surface mount ☐

LSR Layout Studio performance rail ☐

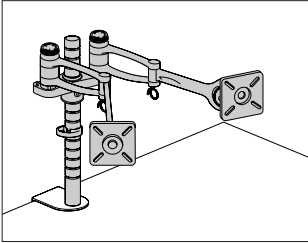
Prices for Steps 1-3.

		NN	GR	WC	T1	T2	LOC
Y91011.	W	\$482	616	569	512	519	514
							LSR
Y91011.	W						\$583

Step 4. Finish

01 silver +\$0

Wishbone® Dual-Screen Monitor Arm Assembly Y91012

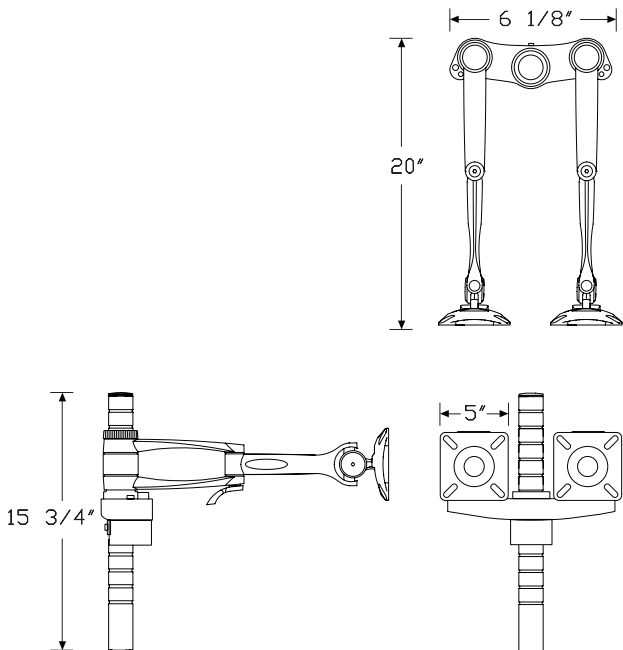


Product Information

Description
This monitor arm assembly supports 2 flat panel monitors and includes a 15¾" post, 2 monitor arms with back-to-back post bracket, and an attachment bracket for a variety of mounting options. The Wishbone® post option includes a monitor arm location ring, a cable management clip, and an extension stud. The monitor arms have a quick release monitor attachment, and allow the monitors to be positioned as landscape or portrait. They have 100° vertical tilt, and 180° horizontal movement.

Notes
Maximum monitor weight is 26 lbs. per monitor arm.
Grommet mount option (GR) accommodates surfaces up to 1½" thick.
Clamp mount options accommodate surfaces between ½" and 2⅝" thick.
This product was designed by Colebrook Bosson Saunders Products Ltd.

Dimensions



Specification Information

Step 1.
Y91012.

Step 2. Post Type
W wishbone post

Step 3. Attachment Bracket

For wishbone post (W)
NN no attachment bracket
GR grommet mount
WC clamp mount for wishbone post
T1 through-surface mount, up to 1⅜" thick
T2 through-surface mount, up to 2¼" thick
LOC Locale® through surface mount ☐ **A**
LSR Layout Studio performance rail ☐ **A**

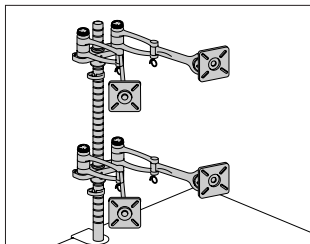
Prices for Steps 1-3.

		NN	GR	WC	T1	T2	LOC
Y91012.	W	\$973	1107	1060	1003	1010	1005

LSR
Y91012. W \$1074

Step 4. Finish
01 silver +\$0

Wishbone® Quad-Screen Monitor Arm Y91015 Assembly



Product Information

Description

This monitor arm assembly with post(s) supports 4 flat panel monitors on 4 monitor arms with 2 back-to-back post brackets. The wishbone post option includes 2 15 $\frac{3}{4}$ " posts, a location ring, a cable management clip, and an extension stud. The monitor arms have a quick release monitor attachment, and allow the monitors to be positioned as landscape or portrait. They have 100° vertical tilt, and 180° horizontal movement.

Notes

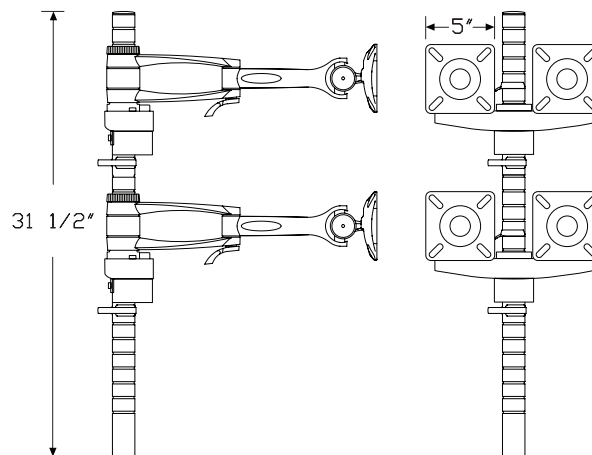
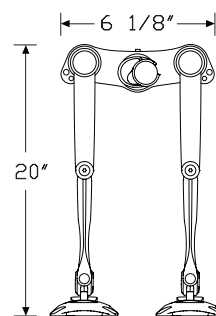
Maximum monitor weight is 26 lbs. per monitor arm. When attaching to a Layout Studio® performance rail (LSR), maximum monitor weight is 15 lbs. per monitor arm.

Grommet mount option (GR) accommodates surfaces up to 1 $\frac{1}{2}$ " thick.

Clamp mount options accommodate surfaces between $\frac{1}{2}$ " and 2 $\frac{5}{8}$ " thick.

This product was designed by Colebrook Bosson Saunders Products Ltd.

Dimensions



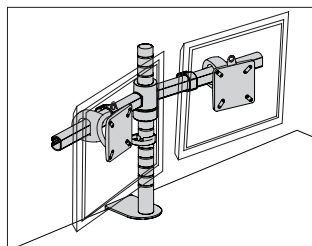
Wishbone® Quad-Screen Monitor Arm
Assembly *continued*

Thrive™ Technology Support

Specification Information						
Step 1.						
Y91015.						
Step 2. Post Type						
W	wishbone post					
Step 3. Attachment Bracket						
NN	no attachment bracket					
GR	grommet mount					
WHC	high load clamp mount for Wishbone® post					
T1	through-surface mount, up to 1⅜" thick					
T2	through-surface mount, up to 2¾" thick					
LSR	Layout Studio performance rail					
Prices for Steps 1-3.						
	NN	GR	WHC	T1	T2	LSR
Y91015. W	\$1946	2080	2079	1976	1983	2047
Step 4. Finish						
01	silver					+\$0

Wishbone® Dual Bar Monitor Arm Assembly

Y91016



Product Information

Description

This monitor arm assembly supports 2 or 4 monitors and comes with Wishbone® post(s), Wishbone dual bar(s), and the specified attachment bracket. It includes a dual bar location ring, a cable management clip, and an extension stud. Each dual bar has 2 quick release monitor attachments, and allows the monitors to be positioned as landscape or portrait.

Notes

The two monitors supported option (1) contains 1 Wishbone dual bar and 1 15 3/4" Wishbone post.

The two monitors supported option (2) contains 1 Wishbone dual bar and 1 19" Wishbone post.

The four monitors supported option (4) contains 2 Wishbone dual bars and 2 15 3/4" Wishbone posts.

Monitors are fixed at the desired height on the post attached at the back of the workstation.

Maximum monitor weight is 52 pounds per dual bar (26 pounds for each monitor).

Grommet mount option (GR) accommodates surfaces up to 1 1/2" thick.

Clamp mount options (WC, WHC) accommodate surfaces between 1/2" and 2 5/8" thick.

Each Wishbone dual bar accommodates 2 monitors up to 24" wide each.

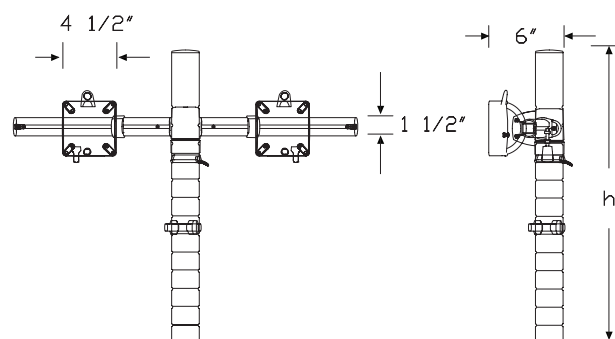
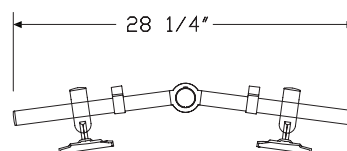
To support 4 monitors, specify Wishbone high load clamp (WHC) for the most support.

For extra support for the work surface, when specifying through-surface mounting brackets (T1 or T2), order spreader plate (Y92056.) separately.

For applications with 4 monitors, the Wishbone high load clamp should be used.

This product was designed by Colebrook Bosson Saunders Products Ltd.

Dimensions



Wishbone® Dual Bar Monitor Arm

Assembly *continued*

Specification Information

Step 1.

Y91016. ☐ A

Step 2. Number of Monitors

- 1** two monitors supported - one Wishbone® dual bar 15¾" post ☐ A
- 2** two monitors supported - one Wishbone® dual bar 19" post ☐ A
- 4** four monitors supported - two Wishbone® dual bars 15¾" post ☐ A

Step 3. Attachment Bracket

For two monitors supported - one Wishbone® dual bar 15¾" post (1) or two monitors supported - one Wishbone® dual bar 19" post (2)

- NN** no attachment bracket ☐ A
- GR** grommet mount ☐ A
- WC** clamp mount for wishbone post ☐ A
- WHC** high load clamp mount for Wishbone® post ☐ A
- T1** through-surface mount, up to 1⅞" thick ☐ A
- T2** through-surface mount, up to 2¾" thick ☐ A
- LSR** Layout Studio performance rail ☐ A

For four monitors supported - two Wishbone® dual bars 15¾" post (4)

- WHC** high load clamp mount for Wishbone® post ☐ A

Prices for Steps 1-3.

		NN	GR	WC	WHC	T1	T2
Y91016.	1	\$645	779	732	778	675	682
	2	\$651	785	738	784	681	688
	4	—	—	—	\$1423	—	—

LSR

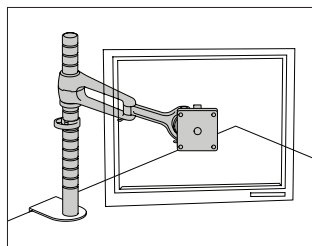
Y91016.	1	\$746
	2	\$752

Step 4. Finish

01 silver ☐ A +\$0

Wishbone® Plus Single-Screen Monitor Arm Assembly

Y91021



Product Information

Description

This monitor arm assembly supports a single flat panel monitor and includes a 19 3/4" post, monitor arm, and attachment bracket for a variety of mounting options. The wishbone post option includes a monitor arm location ring, a cable management clip, and an extension stud. The monitor arm has a quick release monitor attachment, and allows the monitor to be positioned as landscape or portrait. It has 80° vertical tilt.

Notes

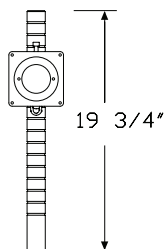
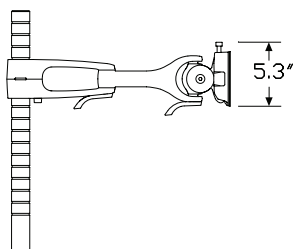
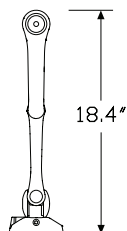
Maximum monitor weight is 52 lbs.

Grommet mount option (GR) accommodates surfaces up to 1 1/2" thick.

Clamp mount options accommodate surfaces between 1/2" and 2 5/8" thick.

This product was designed by Colebrook Bosson Saunders Products Ltd.

Dimensions



Specification Information

Step 1.

Y91021.

Step 2. Post Type

W wishbone post

Step 3. Attachment Bracket

For wishbone post (W)

NN no attachment bracket

GR grommet mount

WC clamp mount for wishbone post

T1 through-surface mount, up to 1 3/8" thick

T2 through-surface mount, up to 2 3/4" thick

LOC Locale® through surface mount **A**

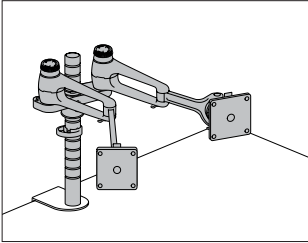
Prices for Steps 1-3.

		NN	GR	WC	T1	T2	LOC
Y91021.	W	\$556	690	643	586	593	598

Step 4. Finish

01 silver **+\$0**

Wishbone® Plus Dual-Screen Monitor Arm Assembly Y91022

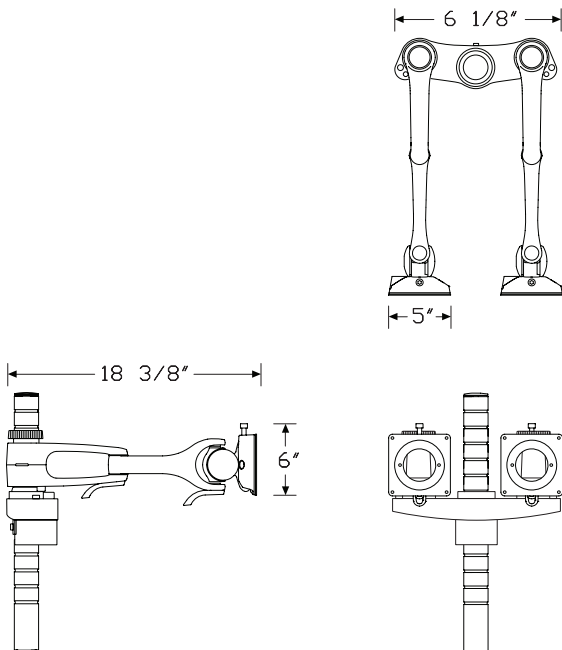


Product Information

Description
This monitor arm assembly supports 2 flat panel monitors and includes a 19 3/4" post, 2 monitor arms with back-to-back post bracket, and an attachment bracket for a variety of mounting options. The Wishbone® post option includes a monitor arm location ring, a cable management clip, and an extension stud. The monitor arms have a quick release monitor attachment, and allow the monitors to be positioned as landscape or portrait. They have 80° vertical tilt.

Notes
Maximum monitor weight is 52 lbs. per monitor arm.
Grommet mount option (GR) accommodates surfaces up to 1 1/2" thick.
Clamp mount options accommodate surfaces between 1/2" and 2 5/8" thick.
This product was designed by Colebrook Bosson Saunders Products Ltd.

Dimensions



Specification Information

Step 1.
Y91022.

Step 2. Post Type
W wishbone post

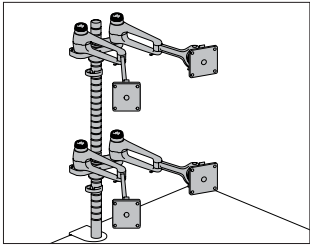
Step 3. Attachment Bracket

For wishbone post (W)
NN no attachment bracket
GR grommet mount
WC clamp mount for wishbone post
T1 through-surface mount, up to 1 3/8" thick
T2 through-surface mount, up to 2 3/4" thick
LOC Locale® through surface mount A

Prices for Steps 1-3.		NN	GR	WC	T1	T2	LOC
Y91022.	W	\$1115	1249	1202	1145	1152	1154

Step 4. Finish
01 silver +\$0

Wishbone® Plus Quad-Screen Monitor Y91025
Arm Assembly



Product Information

Description

This monitor arm assembly with post(s) supports 4 flat panel monitors on 4 monitor arms with 2 back-to-back post brackets. The wishbone post option includes 2 15¾" posts, a location ring, a cable management clip, and an extension stud. The monitor arms have a quick release monitor attachment, and allow the monitors to be positioned as landscape or portrait. They have 80° vertical tilt.

Notes

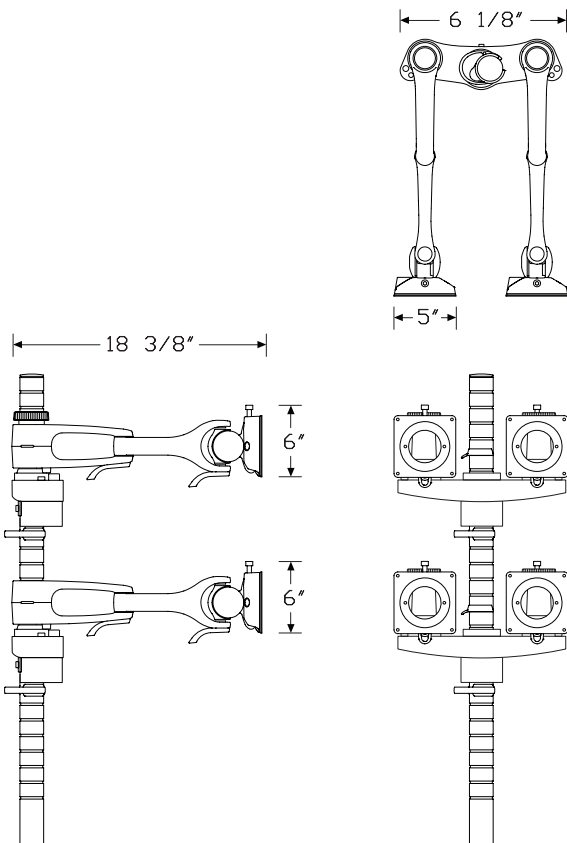
Maximum monitor weight is 52 lbs. per monitor arm.

Grommet mount option (GR) accommodates surfaces up to 1½" thick.

Clamp mount options accommodate surfaces between ½" and 2⅝" thick.

This product was designed by Colebrook Bosson Saunders Products Ltd.

Dimensions



Specification Information

Step 1.

Y91025.

Step 2. Post Type

W wishbone post

Step 3. Attachment Bracket

NN no attachment bracket

GR grommet mount

WHC high load clamp mount for Wishbone® post

T1 through-surface mount, up to 1⅜" thick

T2 through-surface mount, up to 2¾" thick

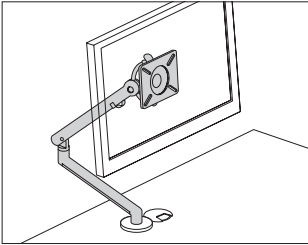
Prices for Steps 1-3.

	NN	GR	WHC	T1	T2
Y91025. W	\$2218	2352	2351	2248	2255

Step 4. Finish

01 silver +\$0

Flo® Single Screen Monitor Arm - Arm Y92090
Only



Product Information

Description

This easy to move, slim profile monitor arm supports a single flat panel monitor. It has a 13 1/4" height-adjustment range, a 20 5/8" extension range, and allows the monitor to tilt 40° upward and -40° downward. The arm includes a quick-disconnect feature that allows easy installation and removal of a monitor. It has integrated cable management along the underside of the arm, and a visual indicator that shows the arm's tension setting. The VESA attachment bracket provides 75mm and 100mm hole patterns. An allen wrench for adjusting the arm's tension is included. Attachment hardware included.

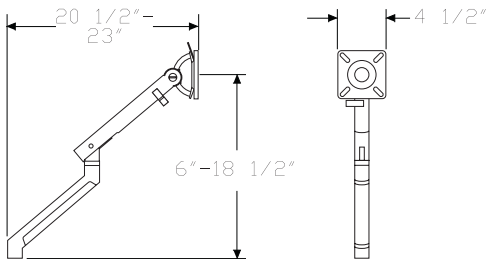
Notes

Accommodates monitor weights ranging from 7 to 20 lbs.

Order the following products separately:

- Laptop mount (Y91177.)
- Flo Two-Piece Clamp Mount (Y92092.)
- Flo Through Mount (Y92094.)
- Flo Resolve Pole Mount (Y92095.)

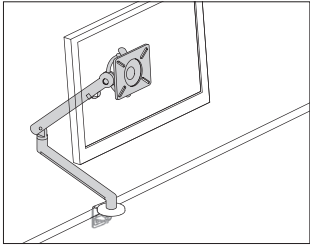
Dimensions



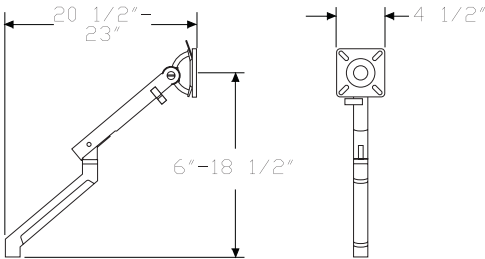
Specification Information		
Step 1.		
Y92090.		\$306
Step 2. Finish		
0I	silver	+\$0
0J	white	+\$0
0H	black	+\$0

Flo® Single Screen Monitor Arm Bulk Pack - Arms Only

Y92120



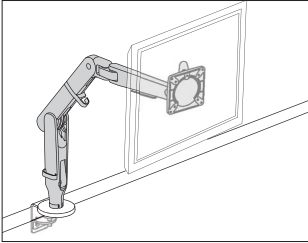
Product Information
<p>Description</p> <p>This bulk pack contains 10 individual Flo® monitor arms (Y92090.) of specified finish. The easy to move, slim profile monitor arm supports a single flat panel monitor. It has a 13¼" height-adjustment range, a 20⅝" extension range, and allows the monitor to tilt 40° upward and –40° downward. The arm includes a quick-disconnect feature that allows easy installation and removal of a monitor. It has integrated cable management along the underside of the arm, and a visual indicator that shows the arm's tension setting. The VESA attachment bracket provides 75mm and 100mm hole patterns. VESA attachment hardware included.</p>
<p>Notes</p> <p>Monitor arm accommodates monitor weights ranging from 7 to 20 lbs.</p> <p>Bulk pack includes 1 instruction booklet and 1 hex key for adjusting the arm's tension.</p> <p>Order the desired attachment bracket separately.</p> <p>To hold a laptop computer or tablet, order Ollin laptop and tablet mount (Y95011.) separately.</p>
<p>Dimensions</p>



Specification Information
<p>Step 1.</p> <p>Y92120. A \$2804</p>
<p>Step 2. Finish</p> <p>0I silver A +\$0</p> <p>0J white +\$0</p>

Ollin Single Screen Monitor Arm -
Arm Only

Y95000



Product Information

Description

This monitor arm utilizes a technical cord which allows it to support monitors weighing up to 20 pounds. The arm provides 14½" of vertical height adjustment, 24" of horizontal extension, and +80/-10° of tilt. A visual indicator shows the arm tension setting, and an integrated cable management system secures cables neatly along the arm. This monitor arm is user adjustable without tools. VESA brackets provide both 75mm and 100mm hole patterns. Bracket attachment hardware included.

Notes

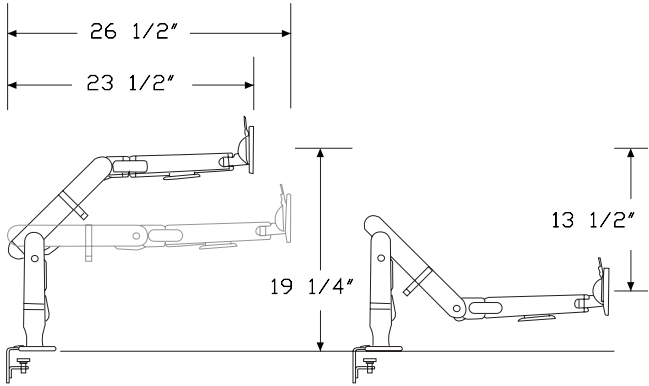
Accommodates monitor weights ranging from 0-20 pounds.

Order monitor arm clamp separately.

- Flo two-piece clamp mount (Y92092.)
- Flo through mount (Y92094.)

To hold a laptop computer, order laptop mount (Y91177.) separately.

Dimensions



Specification Information

Step 1.

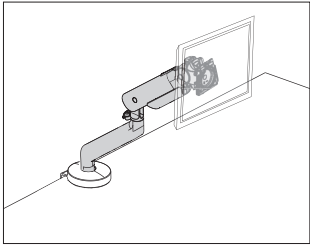
Y95000.	A	\$433
---------	---	-------

Step 2. Finish

0I	silver	+\$0
0J	white	+\$0
0H	black	+\$20

Flo® X Monitor Arm - Arm Only

Y98000



Product Information

Description

Flo® X is the latest evolution of high-load monitor support from Colebrook Bosson Saunders, capable of holding heavy and large screens, including curved monitors. Its dual spring technology accommodates heavy monitors and can be configured for a lower weight range (down to 7 lbs./3 kg), if required. A visual indicator shows the arm's tension setting, saving time for multiple installations. An integrated cable management system secures cables neatly along the underside of the arm. Hex key for installing and tensioning the monitor arm is included.

Flo X monitor arm supports one monitor up to 40 lbs. (18 kg) and offers up to 24.09" (612 mm) of horizontal extension, 21.14" (537 mm) of vertical reach, +30°/-10° of monitor tilt and portrait-to-landscape screen adjustment.

Notes

75 mm and 100 mm VESA compliant.

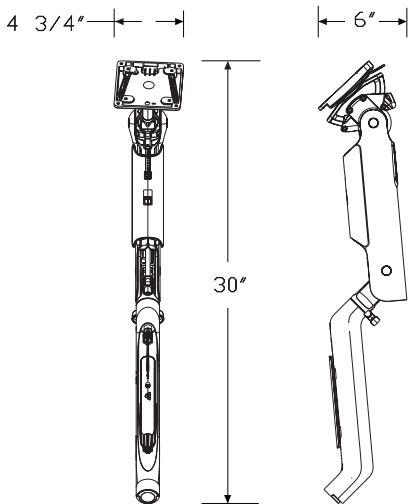
Supports monitors ranging in weight from 7-40 lbs. (3-18 kg).

Order Flo X two-piece clamp mount (Y98005.) separately.

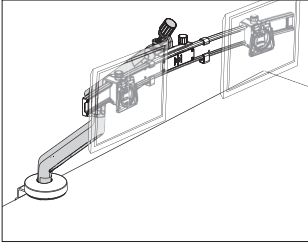
Dimensions

Specification Information		
Step 1.		
Y98000.	A	\$620
Step 2. Finish		
0I	silver A	+\$0
0H	black A	+\$0

Thrive™ Technology Support



Flo® X Multi Mount Monitor Arm - Arm Y98001 Only



Product Information

Description

Flo® X Multi Mount Monitor Arm is the latest evolution of high-load monitor support from Colebrook Bosson Saunders, capable of dual screen mounting using Flo X Dual Mount Bar, and triple screen mounting with the addition of Flo X Triple Mount Kit. Its dual spring technology accommodates heavy monitors and can be configured for a lower weight range (down to 7 lbs./3 kg), if required. Screw-controlled D-ring tilt offers adjustment of complete mounted monitor installation. A visual indicator shows the arm's tension setting, saving time for multiple installations. An integrated cable management system secures cables neatly along the underside of the arm. Hex key for installing and tensioning the monitor arm is included.

Flo X dual configuration holds 2 monitors up to 32" and offers up to 27.91" (709 mm) of horizontal extension, 20.83" (529 mm) of vertical reach and +20°/-5° of monitor tilt.

Flo X triple configuration holds 3 monitors up to 27" and offers up to 31.06" (789 mm) of horizontal extension, 20.83" (529 mm) of vertical reach and +20°/-5° of monitor tilt.

Notes

75 mm and 100 mm VESA compliant.

For dual screen configuration, monitor weight range is 2-18 lbs. (1-8 kg) per screen.

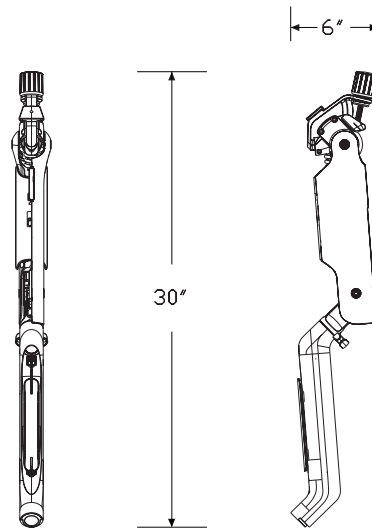
For triple screen configuration, monitor weight range is 2-11 lbs. (1-5 kg) per screen.

For total mounted load below 20 lbs. (9 kg), arm should be configured to single-spring mode.

Order the following products separately:

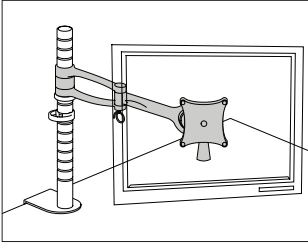
- Flo X dual mount bar (Y98002.)
- Flo X triple bar extension kit (Y98003.)
- Flo X two-piece clamp mount (Y98005.)

Dimensions



Flo® X Multi Mount Monitor Arm - Arm
Only *continued*

Specification Information		
Step 1.		
Y98001.	<input type="checkbox"/> A	\$558
Step 2. Finish		
0I	silver <input type="checkbox"/> A	+\$0
0H	black <input type="checkbox"/> A	+\$0



Product Information

Description

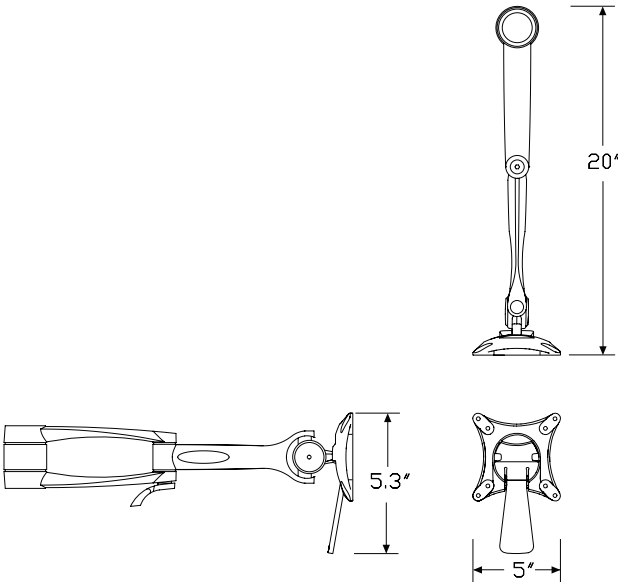
This monitor arm can be used to create a new assembly, or can be added to an existing assembly to support an additional flat panel monitor. It has a quick release monitor attachment, and allows the monitor to be positioned as landscape or portrait. It has 100° vertical tilt, and 180° horizontal movement. To create a monitor arm assembly, monitor arm post and post attachment bracket must be specified separately.

Notes

Maximum monitor weight is 26 lbs.
For a single or double monitor arm assembly, specify 1 15¾" wishbone post.
For a quad monitor arm assembly, specify 2 15¾" wishbone posts.
When attaching 2 monitor arms to a post, specify enhanced back-to-back post bracket (Y92009.) separately.
This product was designed by Colebrook Bosson Saunders Products Ltd.

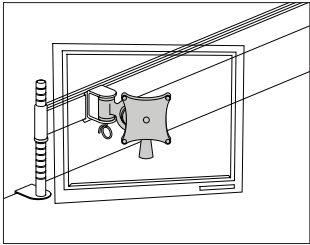
Dimensions

Specification Information		
Step 1.		
Y92000.		\$354
Step 2. Finish		
01	silver	+\$0



Wishbone® C-Post with Quick Release

Y92026



Product Information

Description

This monitor c-post can be used to create a new assembly, or can be added to an existing assembly to support and additional flat panel monitor. It has a quick-release monitor attachment, and allows the monitor to be positioned as landscape or portrait. Toolbar attachment bracket must be specified separately.

Notes

Maximum monitor weight is 26 lbs.

When attaching 2 c-posts to a post, specify enhanced back-to-back post bracket (Y92009.) separately.

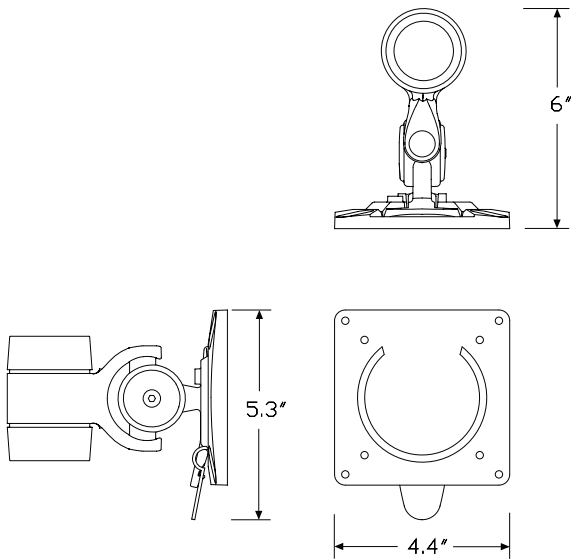
This product was designed by Colebrook Bosson Saunders Products Ltd.

Dimensions

Specification Information

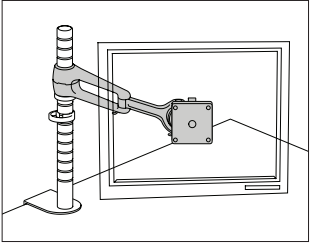
Step 1.		
Y92026.	A	\$268
Step 2. Finish		
01	silver A	+\$0

Thrive™ Technology Support



Wishbone® Plus Monitor Arm

Y92007



Product Information

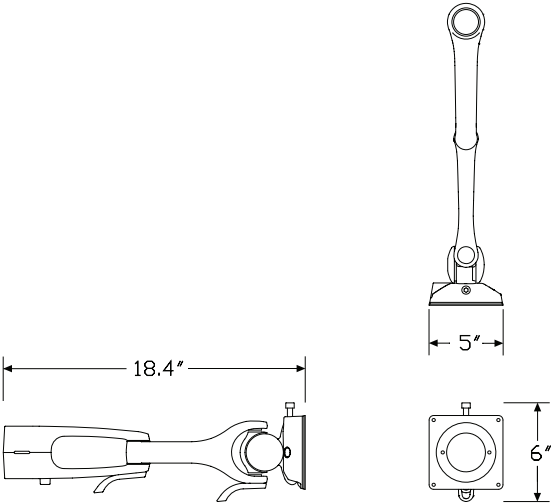
Description

This monitor arm can be used to create a new assembly, or can be added to an existing assembly to support an additional flat panel monitor. It has a quick release monitor attachment, and allows the monitor to be positioned as landscape or portrait. It has 100° vertical tilt, and 180° horizontal movement. To create a monitor arm assembly, monitor arm post and post attachment bracket must be specified separately.

Notes

Maximum monitor weight is 52 lbs.
For a single or double monitor arm assembly, specify 1 15¾" wishbone post.
For a quad monitor arm assembly, specify 2 15¾" wishbone posts.
When attaching 2 monitor arms to a post, specify enhanced back-to-back post bracket (Y92009.) separately.
This product was designed by Colebrook Bosson Saunders Products Ltd.

Dimensions

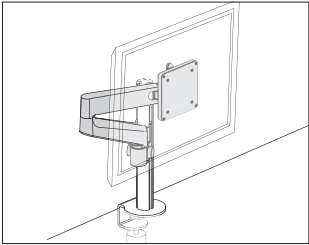


Specification Information

Step 1.		
Y92007.	A	\$422
Step 2. Finish		
01	silver A	+\$0

Lima Expansion Monitor Arm - Arm
Only

Y97212



Product Information

Description

This monitor arm attaches to a Lima post and enables the monitor arm assembly to support a dual monitor solution. After attachment to the Lima post, the Lima expansion arm provides 8" of push button vertical height adjustment, 18" of horizontal extension and +80°/-10° of tilt. An integrated 3-point cable management system secures cables along the underside of the arm. The VESA bracket provides both 75mm and 100mm hole patterns, and hardware is included to attach the VESA brackets to monitors.

Notes

Accommodates monitor weights up to 14 pounds each.

Maximum diagonal screen size width in dual monitor setup is 27".

100mm and 75mm VESA compliant.

Order the following product separately:

- Lima monitor arm - single arm and post (Y97211.)

Dimensions

Specification Information

Step 1.

Y97212.

A

Step 2. Finish

0H

black

A

0I

silver

A

0J

white

A

Prices for Steps 1-2.

Y97212.

0H

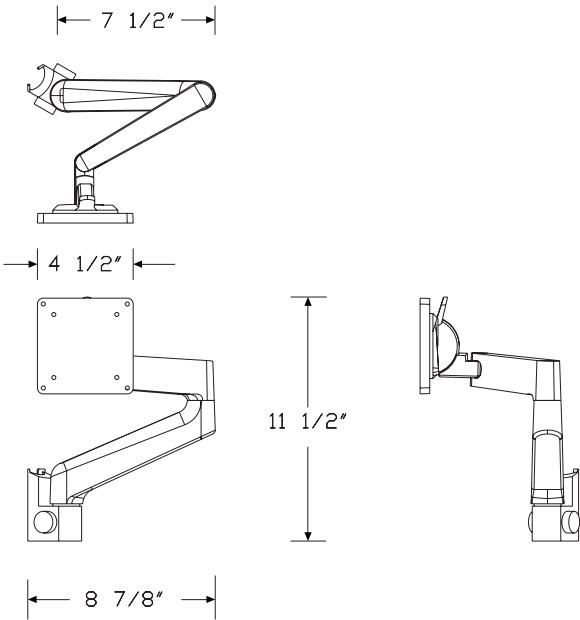
\$198

0I

\$198

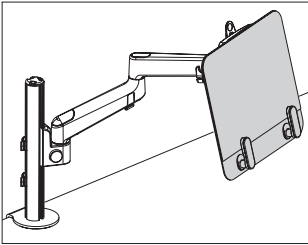
0J

\$198



Lima Laptop Mount

Y97002



Product Information

Description

This laptop mount lifts notebook computers off the work surface at an appropriate work height. It attaches to a Lima™ monitor arm with a 100mm VESA pattern. It supports laptops up to 16" screen size and up to 1" thick. It can be used in both single- and dual-screen applications. Laptops are held securely to the mount's anti-slide surface by 2 adjustable ratcheting feet.

Notes

Mount accommodates laptop weights up to 6.2 lbs. (2.8 kg).

Mount supports laptops up to 16" screen size and up to 1" thick. Thickness includes base and lid of laptop combined.

Requires 100mm VESA plate (provided with the monitor arm).

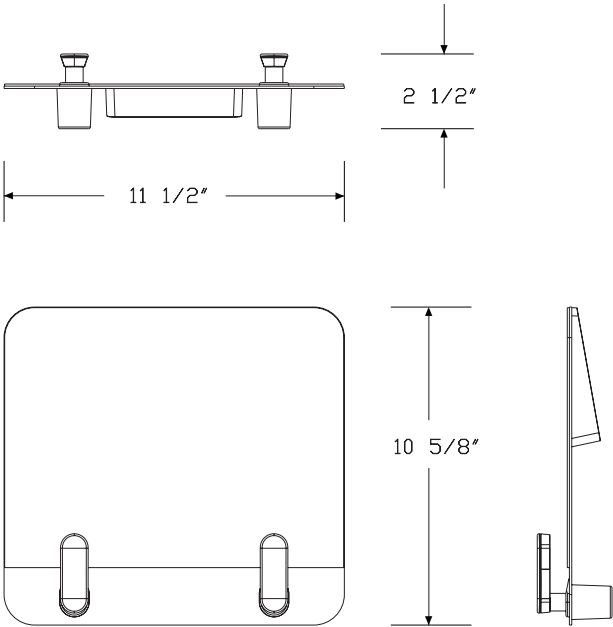
Order monitor arm separately:

- Lima monitor arm assembly (Y97211.)

This product is not recommended for tablet use. To use a tablet with Lima monitor arm, order Ollin® laptop and tablet mount (Y95011.) separately.

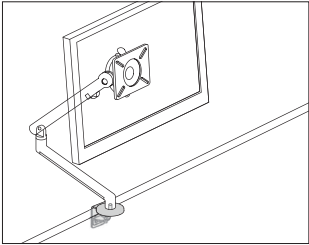
Dimensions

Specification Information			
Step 1.			
Y97002.	A		\$137
Step 2. Finish			
0I	silver	A	+\$0
0J	white	A	+\$0
0H	black	A	+\$0

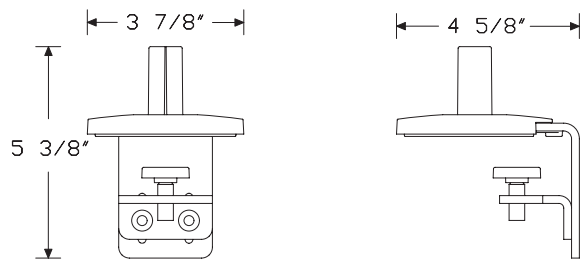


Flo® Now Two-Piece Clamp Mount

Y92092



Product Information
Description
This clamp is used to attach a Flo® single screen monitor arm - arm only (Y92090) or an Ollin single screen monitor arm - arm only (Y95000.) to a work surface. Attachment hardware included.
Notes
Flo two-piece clamp mount is compatible with Ollin monitor arms.
Order Ollin single screen monitor arm - arm only (Y95000.) separately.
Order Flo single screen monitor arm - arm only (Y92090) separately.
Clamp works on surfaces greater than 0" to less than 2½" thick.
Dimensions

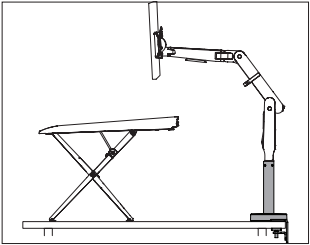


Specification Information
Step 1.
Y92092.
Step 2. Finish
0H black <input type="checkbox"/> A
0I silver
0J white

Thrive™ Technology Support

Ollin/Flo® Now Two-Piece Clamp Mount - Extended Height

Y93001



Product Information

Description

This extended height 2-piece clamp mount attaches a Flo® single screen monitor arm-arm only or an Ollin single screen monitor arm-arm only 8⅜" above a work surface. It is for use with the Monto Sit Stand Riser or with other desktop retrofittable sit stand solutions. Attachment hardware included.

Notes

Compatible with Ollin single screen and Flo single screen monitor arms.
 For monitor arm attachment at the worksurface, order Flo 2-piece clamp mount (Y92092.) separately.
 Clamp works on surfaces greater than 0" to less than 2½" thick.
 Order the following products separately:

- Ollin single screen monitor arm-arm only (Y95000.)
- Flo single screen monitor arm-arm only (Y92090.)
- Monto Sit Stand Riser (Y93000.)

Dimensions

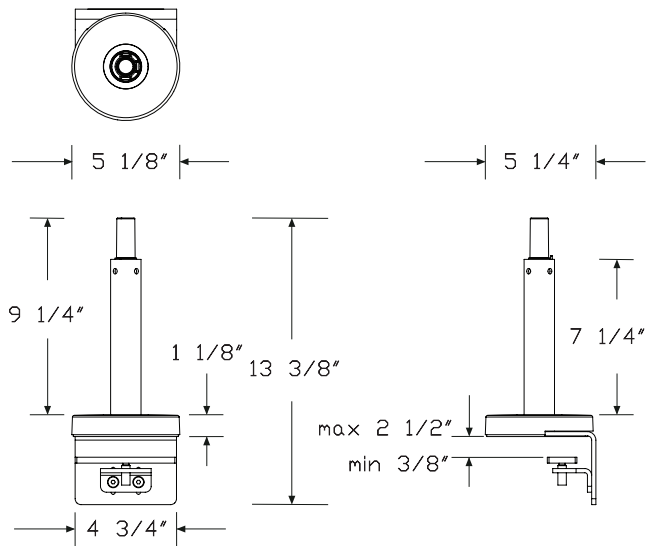
Specification Information

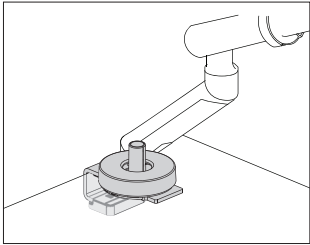
Step 1.

Y93001.	\$185
---------	-------

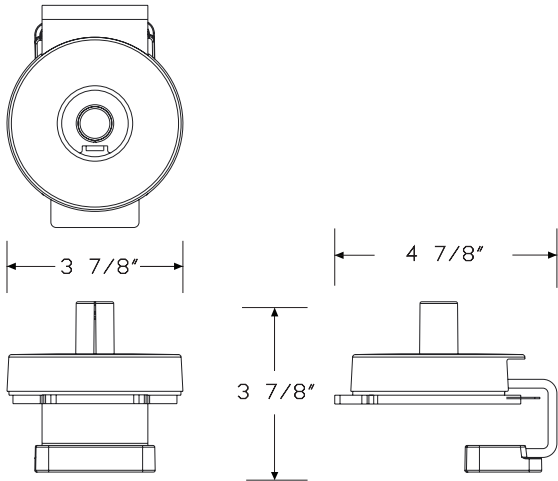
Step 2. Finish

0H	black	A	+\$0
0I	silver		+\$0
0J	white		+\$0

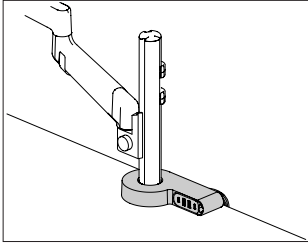




Product Information
Description
This low profile clamp is used to attach a Flo® single screen monitor arm - arm only (Y92090) or an Ollin single screen monitor arm - arm only (Y95000.) to a work surface. The clamp is top mounted to speed installation. Attachment hardware is included.
Notes
Flo low profile clamp is compatible with Ollin monitor arms.
Order Ollin single screen monitor arm - arm only (Y95000.) separately.
Order Flo single screen monitor arm - arm only (Y92090) separately.
Clamp works on surfaces greater than 3/4" to less than 1 1/4" thick.
Dimensions



Specification Information		
Step 1.		
Y92106.	<input type="text" value="A"/>	\$88
Step 2. Finish		
01	silver <input type="text" value="A"/>	+\$0



Product Information

Description

The Ondo Connectivity Module seamlessly integrates with a Flo®, Ollin®, Lima™, Flo Modular or Wishbone® monitor arm on the worksurface to offer fast, clutter-free connections between a laptop and other technology on the desk. Used in conjunction with the user's preferred docking station, it neatly manages all power, data, monitor, mouse, and keyboard connections and offers USB charging and connectivity of mobile devices such as phones and tablets.

Notes

Ondo can be retrofitted into existing Colebrook Bosson Saunders (CBS) monitor arm installations. It integrates into the two-piece surface clamp mount or low-profile clamp of Flo (Y91171.CM or Y91171.LPC) and Ollin (Y95111.1CM or Y95111.1LPC) into the post clamp attachment of Lima (Y97211.) or into the Wishbone post top-mounting surface clamp (Y92052.) when adding Ondo post clamp spacer (Y92203.). This assembly includes a module with 2 USB-A ports and 2 USB-C ports, a clamp cover of specified finish and the option of a laptop cable USB-C, 39³/₈" (1 m) long.

Ondo integrates with Flo two-piece clamp mount (Y92092.), Flo low profile clamp (Y92106.), the post-clamp attachment of Lima (Y97211.) or the Wishbone post top-mounting surface clamp (Y92052.) when adding Ondo post clamp spacer (Y92203.).

Docking station not included.

USB-A ports are 3.1 Gen1, for data transfer up to 5Gbps and support charging 12 watts of power (5V, 2.4A max). USB-C ports are 3.0, for data transfer up to 5Gbps and support charging 15 watts of power (5V, 3.0A max). Laptop cable option (LC) includes a USB-C 3.1 cable 39³/₈" (1 m) long, female-to-male connector, 10Gbps, power delivery 2.0 capable and 60W maximum. Compatible with all laptops with USB-C ports. Select this option when the cable supplied with your chosen docking station is not suitable or long enough.

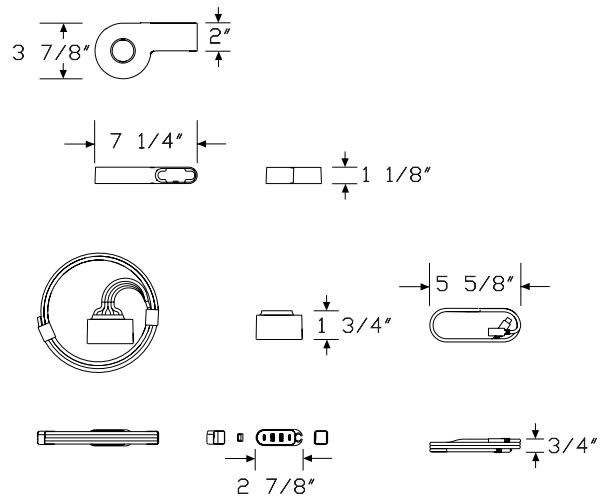
Finish for module and laptop cable is black (0H). Finish for clamp cover is specified as silver (0I), white (0J) or black (0H).

Order the following products separately:

- Ondo post clamp spacer (Y92203.) for use with Wishbone or Flo Modular only
- Ollin single-screen monitor arm support (Y95111.1CM or Y95111.1LPC)
- Flo single-screen monitor arm support (Y91171.CM or Y91171.LPC)
- Lima monitor arm (Y97211.L1LC or Y97211.L2LC)
- Flo modular (Y91180.) with surface clamp mount (CM)
- Wishbone monitor arm family with clamp mount (WC)

To mount docking station under desk, order Loop Micro (Y92111.) separately.

Dimensions



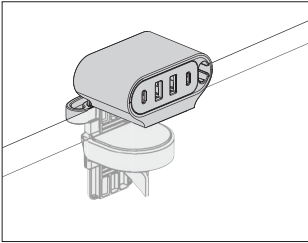
Ondo Connectivity Module *continued*

Specification Information			
Step 1.			
Y92110.	<input type="text" value="A"/>		
Step 2. Connection Type			
AC	two USB-A ports and two USB-C ports	<input type="text" value="A"/>	
Step 3. Cable Option			
NN	no laptop cable	<input type="text" value="A"/>	
LC	laptop cable	<input type="text" value="A"/>	
Prices for Steps 1-3.			
		NN	LC
Y92110.	AC	\$303	380
Step 4. Finish			
0I	silver	<input type="text" value="A"/>	+\$0
0J	white	<input type="text" value="A"/>	+\$0
0H	black	<input type="text" value="A"/>	+\$0

Ondo Connectivity Module -

Y92112

Worksurface Mount Assembly



Product Information

Description

This assembly attaches the Ondo module (included) directly onto a work surface, independent of a monitor arm. It offers fast, clutter-free connections between a laptop and other technology on the desk. Used in conjunction with the user's preferred docking station, it neatly manages all power, data, monitor, mouse, and keyboard connections and offers USB charging and connectivity of mobile devices such as phones and tablets. The clamp mount has a soft-grip under-clamp pad for secure grip and surface protection. Mount can be placed in desired position along surface edge.

Notes

Assembly includes a module with 2 USB-A ports and 2 USB-C ports, a free-standing clamp mount with specified finish, and the option of a laptop cable USB-C, 39³/₈" (1 m) long.

Clamp works on surfaces greater than 0.39" (10 mm) to less than 1.5" (38 mm) thick.

USB-A ports are 3.1 Gen1, for data transfer up to 5Gbps and support charging 12 watts of power (5V, 2.4A max). USB-C ports are 3.0, for data transfer up to 5Gbps and support charging 15 watts of power (5V, 3.0A max).

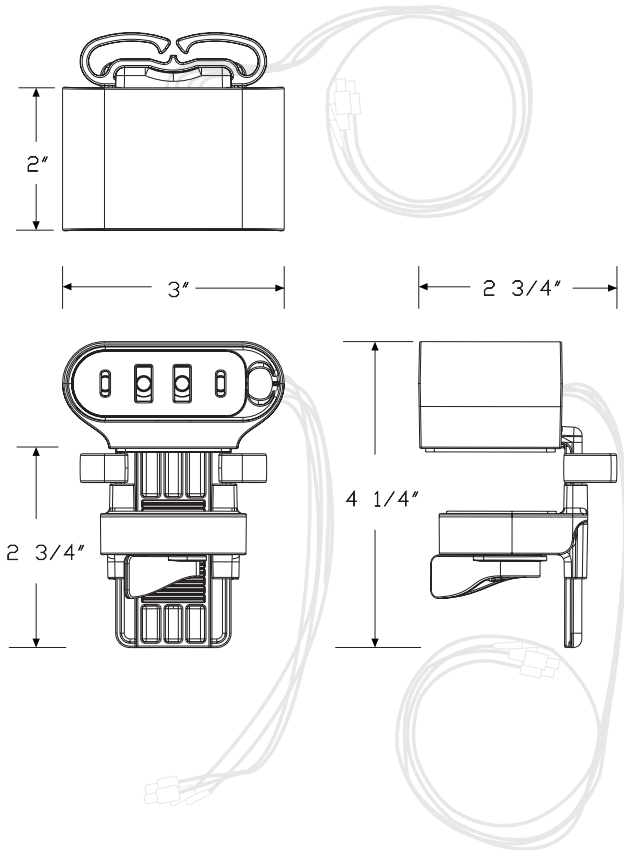
Laptop cable (LC) option includes a USB-C 3.1 cable 39³/₈" (1 m) long, female-to-male connector, 10Gbps, power delivery 2.0 capable and 60W maximum. Compatible with all laptops with USB-C ports. Specify this option when the cable supplied with your chosen docking station is not suitable or long enough.

Finish for module and laptop cable is black (0H). Worksurface mount finish is specified.

To mount a docking station under desk, order Loop Micro (Y92111.) separately.

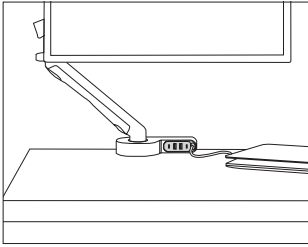
Docking station not included.

Dimensions



Ondo Connectivity Module -
Workspace Mount Assembly *continued*

Specification Information			
Step 1.			
Y92112.	<input type="checkbox"/> A		
Step 2. Connection Type			
AC	two USB-A ports and two USB-C ports	<input type="checkbox"/> A	
Step 3. Cable Option			
NN	no laptop cable	<input type="checkbox"/> A	
LC	laptop cable	<input type="checkbox"/> A	
Prices for Steps 1-3.			
		NN	LC
Y92112.	AC	\$319	396
Step 4. Finish			
0I	silver	<input type="checkbox"/> A	+\$0
0J	white	<input type="checkbox"/> A	+\$0
0H	black	<input type="checkbox"/> A	+\$0



Product Information

Description

The Ondo Module integrates with a Flo®, Ollin®, Lima™, Flo Modular or Wishbone monitor arm using a clamp cover (not included) to offer fast, clutter-free connections between a laptop and other technology on the desk. Used in conjunction with the user's preferred docking station, it neatly manages all power, data, monitor, mouse, and keyboard connections and offers USB charging and connectivity of mobile devices such as phones and tablets.

Notes

Ondo integrates with Flo two-piece clamp mount (Y92092.), Flo low profile clamp (Y92106.), the post-clamp attachment of Lima (Y97211.) or the Wishbone post top-mounting surface clamp (Y92052.) when adding Ondo post clamp spacer (Y92203.).

This module has 2 USB-A ports and 2 USB-C ports.

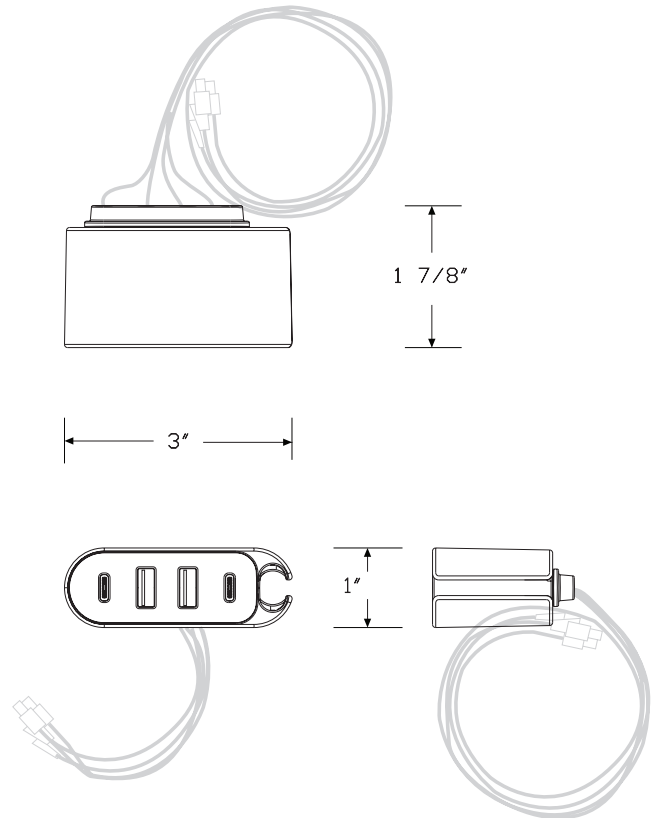
USB-A ports are 3.1 Gen1, for data transfer up to 5Gbps and support charging 12 watts of power (5V, 2.4A max). USB-C ports are 3.0, for data transfer up to 5Gbps and support charging 15 watts of power (5V, 3.0A max).

Docking station not included.

Order the following products separately:

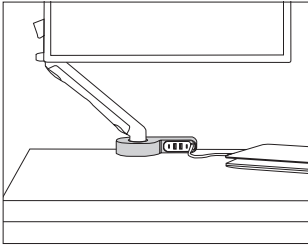
- Ondo clamp cover (Y92201.)
- Ondo laptop cable (Y92202.)
- Ondo post clamp spacer (Y92203.) for use with Wishbone or Flo Modular only
- Ollin single-screen monitor arm support (Y95111.1CM or Y95111.1LPC)
- Flo single-screen monitor arm support (Y91171.CM or Y91171.LPC)
- Lima monitor arm (Y97211.L1LC or Y97211.L2LC)
- Flo modular (Y91180.) with surface clamp mount (CM)
- Wishbone monitor arm family with clamp mount (WC)

Dimensions



Ondo Module *continued*

Specification Information		
Step 1.		
Y92200.	<input type="checkbox"/> A	
Step 2. Connection Type		
AC	two USB-A ports and two USB-C ports <input type="checkbox"/> A	
Prices for Steps 1-2.		
Y92200.	AC	\$269
Step 3. Finish		
0H	black <input type="checkbox"/> A	+\$0



Product Information

Description

The Ondo Clamp Cover houses the Ondo Module (not included) to integrate with an existing installation of a Flo®, Ollin®, Lima™, Flo Modular or Wishbone® monitor arm to offer fast, clutter-free connections between a laptop and other technology on the desk. Used in conjunction with the user's preferred docking station, it neatly manages all power, data, monitor, mouse, and keyboard connections and offers USB charging and connectivity of mobile devices such as phones and tablets.

Notes

For use with Flo or Ollin monitor arms, Ondo clamp cover replaces the clamp cover of the Flo two-piece clamp mount (Y92092.) or Flo low profile clamp (Y92106.).

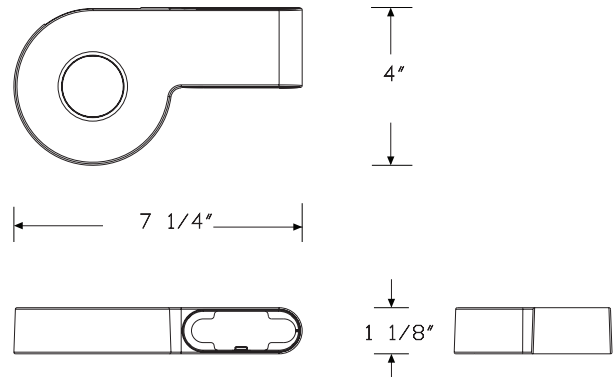
For use with Lima monitor arm (Y97211.), Ondo clamp cover integrates with the post-clamp attachment.

For use with Flo Modular (Y91180.) or Wishbone monitor arms, Ondo clamp cover replaces the clamp cover of the Wishbone post top-mounting surface clamp (Y92052.) and requires the addition of Ondo post clamp spacer (Y92203.) for added stability of post.

Order the following products separately:

- Ondo module (Y92200.)
- Ondo laptop cable (Y92202.), if required.
- Ondo post clamp spacer (Y92203.) for use with Wishbone or Flo Modular only
- Ollin single-screen monitor arm support (Y95111.1CM or Y95111.1LPC)
- Flo single-screen monitor arm support (Y91171.CM or Y91171.LPC)
- Lima monitor arm (Y97211.L1LC or Y97211.L2LC)
- Flo modular (Y91180.) with surface clamp mount (CM)
- Wishbone monitor arm family with clamp mount (WC)

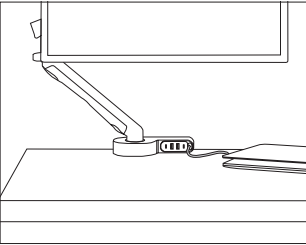
Dimensions



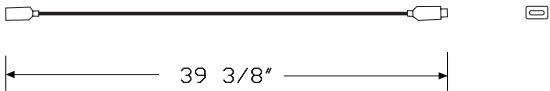
Specification Information			
Step 1.			
Y92201.	<input type="checkbox"/> A		\$34
Step 2. Finish			
0I	silver	<input type="checkbox"/> A	+\$0
0J	white	<input type="checkbox"/> A	+\$0
0H	black	<input type="checkbox"/> A	+\$0

Ondo Laptop Cable

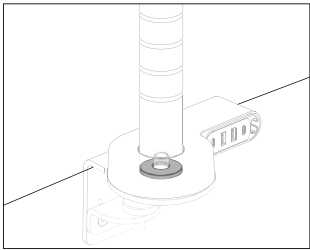
Y92202



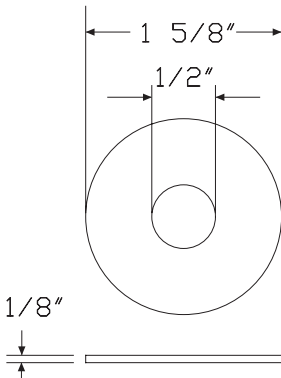
Product Information
Description
The Ondo Laptop Cable is a USB-C 3.1 (female) to USB-C (male) cable that connects a laptop on a work surface to a docking station under the surface. Cable length is 39 3⁄8" (1 m).
Notes
Use this product when the cable supplied with your chosen docking station is not suitable or long enough.
Ondo Laptop Cable is a USB-C 3.1 cable 39 3⁄8" (1 m) long with female-to-male connector, 10Gbps. Power delivery 2.0 capable and 60W maximum.
Compatible with all laptops with USB-C ports.
Order the following products separately:
• Ondo module (Y92200.)
• Ondo clamp cover (Y92201.)
Dimensions



Specification Information
Step 1.
Y92202. A \$77
Step 2. Finish
0H black A +\$0



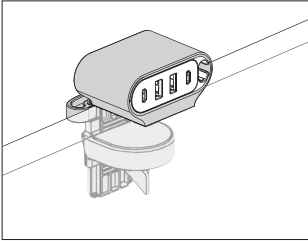
Product Information
Description This spacer works with the Wishbone® Post Top-Mounting Surface Clamp to integrate Ondo Connectivity Module with an existing installation of Wishbone Post such as Flo® Modular or Wishbone monitor arms. It provides space stability in the clamp by adding a secure hold for the post and Ondo.
Notes Order the following products separately: <ul style="list-style-type: none">• Wishbone post top-mounting surface clamp (Y92052.)• Ondo connectivity module (Y92110.)• A post-mounted monitor arm such as Wishbone or Flo Modular.
Dimensions



Specification Information
Step 1. Y92203. A
Step 2. Finish 01 silver A
Prices for Steps 1-2. Y92203. 01 \$3

Ondo Worksurface Mount - Mount Only

Y92204



Product Information

Description

This worksurface mount attaches the Ondo module (not included) directly onto a work surface, independent of a monitor arm. The clamp mount has a soft-grip under-clamp pad for secure grip and surface protection. Mount can be placed in desired position along surface edge.

Notes

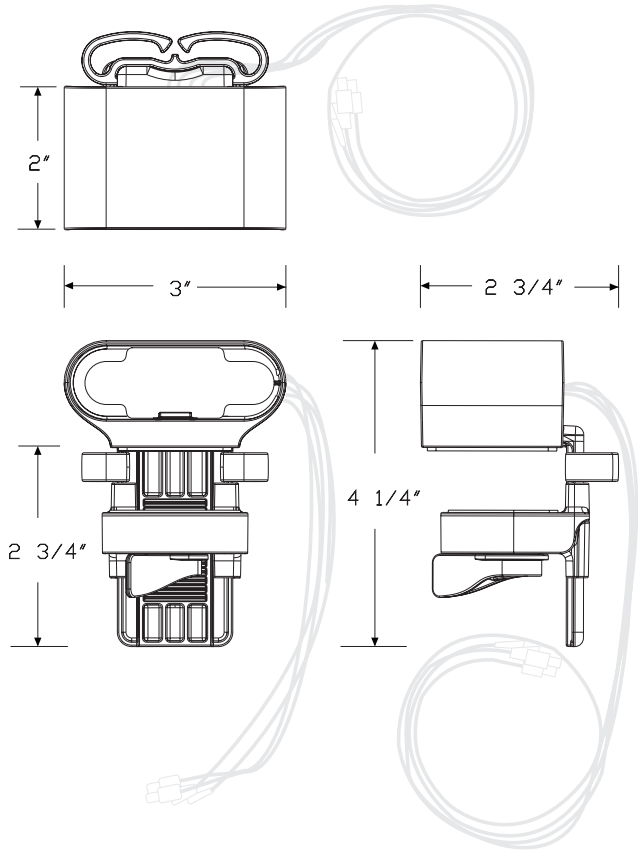
Clamp works on surfaces greater than 0.39" (10 mm) to less than 1.5" (38 mm) thick.

Order the following products separately:

- Ondo module (Y92200.)
- Ondo laptop cable (Y92202.), if required

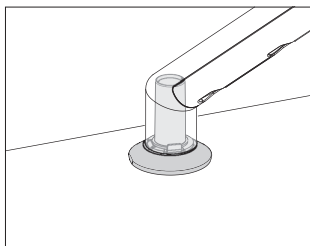
Dimensions

Specification Information			
Step 1.			
Y92204.	A		\$50
Step 2. Finish			
0I	silver	A	+\$0
0J	white	A	+\$0
0H	black	A	+\$0



Flo® Now Through Mount with Rotation Stop

Y92105



Product Information

Description

This through-mount is used to attach a Flo® single screen monitor arm - arm only (Y92090) or an Ollin single screen monitor arm - arm only (Y95000.) to a work surface through a drilled hole. It can be set to stop arm rotation at either 90° or 180° to prevent arm contact with a screen or wall. The rotational stop can be removed to allow 360° arm rotation. Includes through-surface mounting bracket selected based on thickness of work surface.

Notes

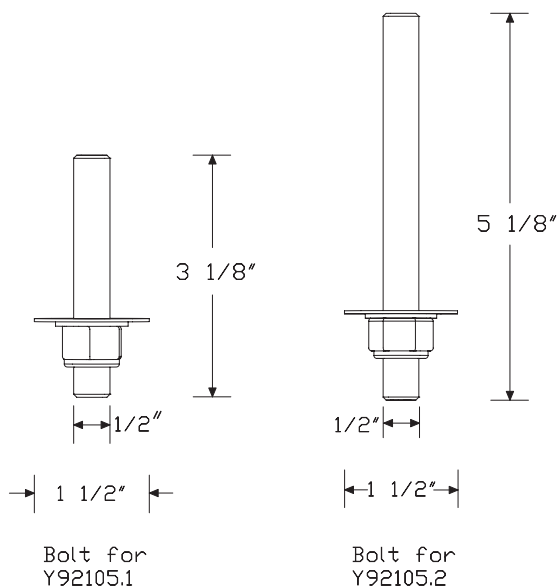
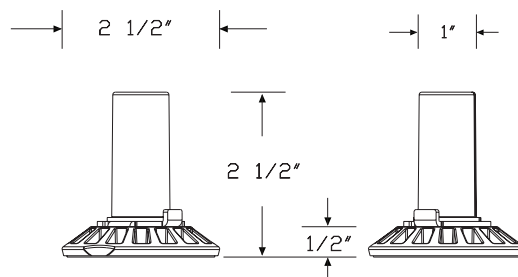
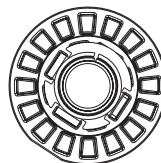
Flo through mount with rotational stop is compatible with Ollin monitor arms. This product comes with 3 interchangeable covers: 1 light gray, 1 dark gray, and 1 black. Light gray cover is compatible with white finish Flo and Ollin monitor arms, dark gray cover is compatible with silver finish Flo and Ollin monitor arms, and black cover is compatible with black finish Flo and Ollin monitor arms.

Order Ollin single screen monitor arm - arm only (Y95000.) separately.

Order Flo single screen monitor arm - arm only (Y92090) separately.

Specify mounting bracket based on surfaces up to 1 $\frac{3}{8}$ " thick (Y92105.1) or up to 3" thick (Y92105.2).

Dimensions



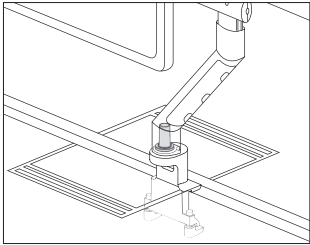
Flo® Now Through Mount with
Rotation Stop *continued*

Thrive™ Technology Support

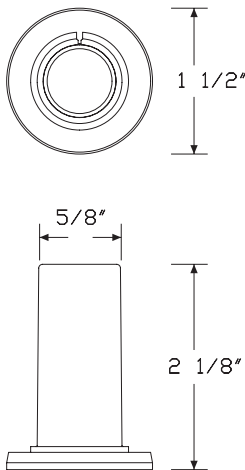
Specification Information		
Step 1.		
Y92105.	<input type="checkbox"/> A	
Step 2. Surface Mounting		
1	for surfaces up to 1 $\frac{3}{8}$ " thick	<input type="checkbox"/> A
2	for surfaces up to 3" thick	<input type="checkbox"/> A
Prices for Steps 1-2.		
Y92105.	1	\$122
	2	\$122

Flo® Now Layout Studio Attachment Pin

Y92089



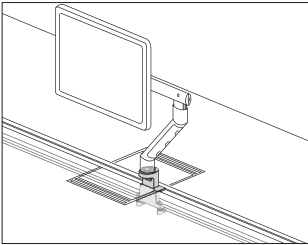
Product Information
Description
This attachment pin is used with the Flo® Layout Studio® performance rail clamp (Y92098.) to attach a Flo single screen monitor arm to a Layout Studio performance rail. Attachment hardware included.
Notes
Order the following products separately:
• Flo Layout Studio performance rail clamp (Y92098.)
• Flo single screen monitor arm-arm only (Y92090.)
Dimensions



Specification Information		
Step 1.		
Y92089.	<input type="text" value="A"/>	\$49
Step 2. Finish		
01	silver <input type="text" value="A"/>	+\$0

Performance Rail Clamp

Y92098



Product Information

Description

This clamp attaches a Flo® single screen monitor arm to a Layout Studio® performance rail. It is used with the Flo Layout Studio attachment pin, ordered separately. Clamp attachment hardware included.

Notes

Order the following products separately:

- Flo Layout Studio attachment pin (Y92089.)
- Flo single screen monitor arm-arm only (Y92090.)

Dimensions

Specification Information

Step 1.

Y92098.

A

\$50

Step 2. Finish

0I

silver

A

+\$0

0J

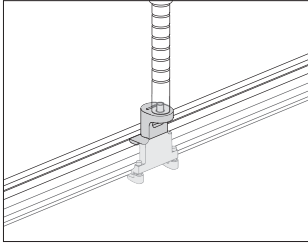
white

A

+\$0

Wishbone Post Performance Rail
Clamp

Y92099



Product Information

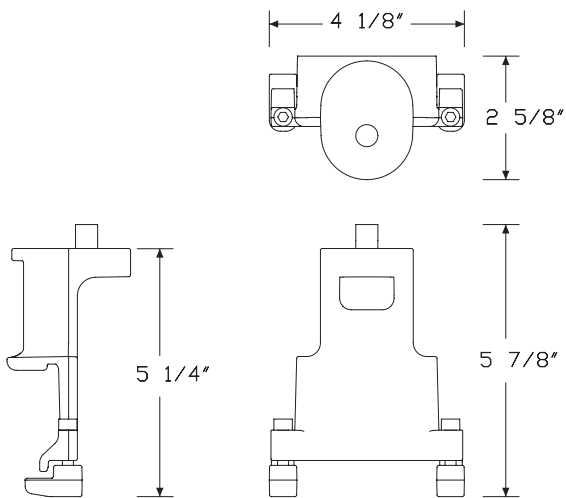
Description

This clamp attaches to a Layout Studio® performance rail to support a Wishbone® monitor arm post.

Notes

This product was designed by Colebrook Bosson Saunders Products Ltd.

Dimensions



Specification Information

Step 1.

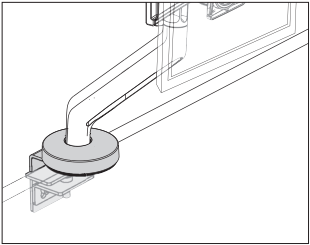
Y92099.	A	\$101
---------	---	-------

Step 2. Finish

01	silver	A	+ \$0
----	--------	---	-------

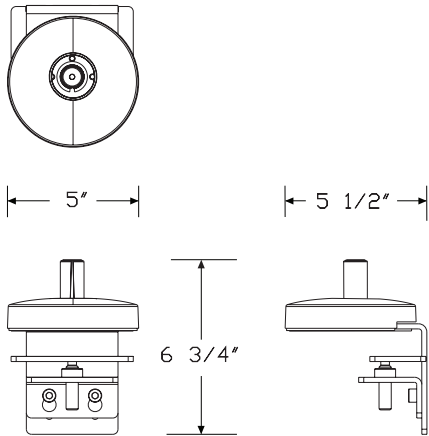
Flo® X Two-Piece Clamp Mount -
Clamp only

Y98005



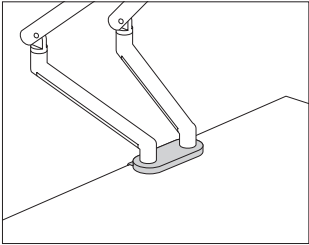
Product Information
Description
This clamp attaches a Flo® X Monitor Arm to a work surface. Configurable rotation stop system offers 180° or 360° rotation of arm. Attachment hardware included.
Notes
Suitable for work surface thicknesses of 3/8" to 1 3/4" (9 mm to 45 mm).
Load support range up to 40 lbs. (18 kg).
Order Flo X monitor arm-arm only (Y98000.) or Flo X multi mount monitor arm-arm only (Y98001.) separately.
Dimensions

Specification Information
Step 1.
Y98005. A \$103
Step 2. Finish
0I silver A +\$0
0H black A +\$0




Dual Flo® Now Surface Clamp Mount

Y92100



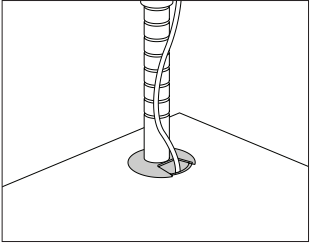
Product Information
Description
This clamp is used to attach 2 Flo single screen monitor arm - arm only (Y92090) to a work surface. The clamp is top mounted to speed installation. Attachment hardware is included.
Notes
Order Flo single screen monitor arm - arm only (Y92090) separately. Clamp works on surfaces greater than 0" to less than 2½" thick.
Dimensions



Specification Information		
Step 1.		
Y92100.	<div>A</div>	\$187
Step 2. Finish		
01	silver	+\$0

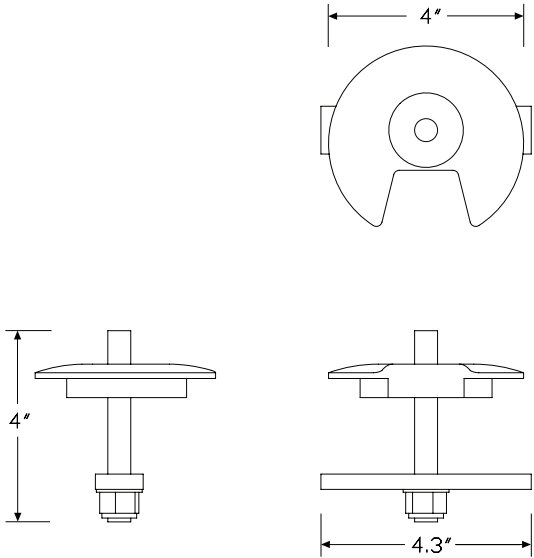
Cast Grommet

Y92050



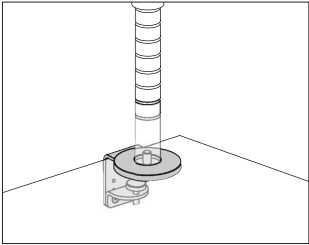
Product Information
<p>Description</p> <p>This grommet allows through-surface attachment of a Wishbone® post or Flo® monitor arm on a surface up to 1½" thick. It has a cutout to allow cords to route through the surface. Attachment hardware included.</p>
<p>Notes</p> <p>Field-drilling of surface may be required.</p> <p>To accommodate a different surface thickness, specify the following products separately to attach post:</p> <ul style="list-style-type: none">• Through-surface mounting bracket, 1⅜" (Y92054.) or through-surface mounting bracket, 3" (Y92055.) <p>For use with Flo monitor arm, order Flo through mount (Y92094.) separately.</p> <p>This product was designed by Colebrook Bosson Saunders Products Ltd.</p>
Dimensions

Specification Information
Step 1.
Y92050. A \$134
Step 2. Finish
01 silver A +\$0



Wishbone® Post Top-Mounting
Surface Clamp

Y92052



Product Information

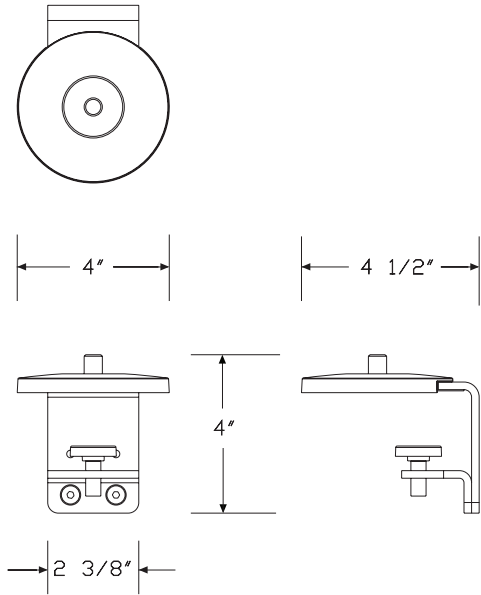
Description

This clamp attaches to a surface that is 1/2" - 2 5/8" thick to support a wishbone monitor arm post.

Notes

This product was designed by Colebrook Bosson Saunders Products Ltd.

Dimensions



Specification Information

Step 1.

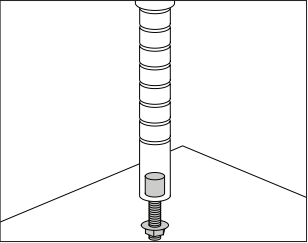
Y92052. \$87

Step 2. Finish

01 silver +\$0

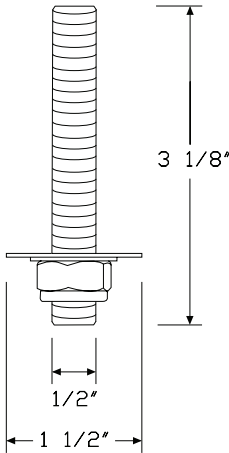
Through-Surface Mounting Bracket,
1 3/8"

Y92054



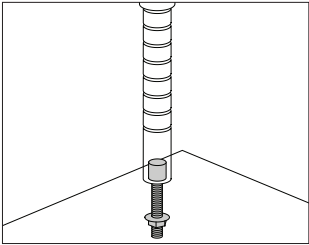
Product Information
Description
This bracket attaches through a surface up to 1 3/8" thick to support a wishbone or quad monitor arm post. Attachment bolt, washer, nut and nylon washer for top of surface are included.
Notes
Specify optional spreader plate (Y92056.) separately.
This product was designed by Colebrook Bosson Saunders Products Ltd.
Dimensions

Specification Information
Step 1.
Y92054. A \$30



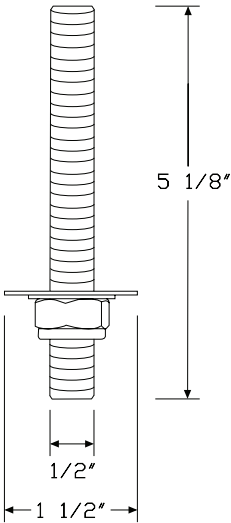
Through-Surface Mounting Bracket,
3"

Y92055



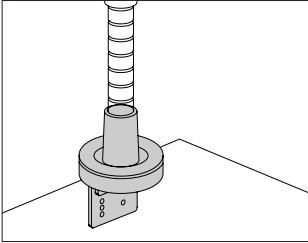
Product Information
Description
This bracket attaches through a surface up to 3" thick to support a wishbone or quad monitor arm post. Attachment bolt, washer, nut and nylon washer for top of surface are included.
Notes
Specify optional spreader plate (Y92056.) separately.
This product was designed by Colebrook Bosson Saunders Products Ltd.
Dimensions

Specification Information
Step 1.
Y92055. A \$37



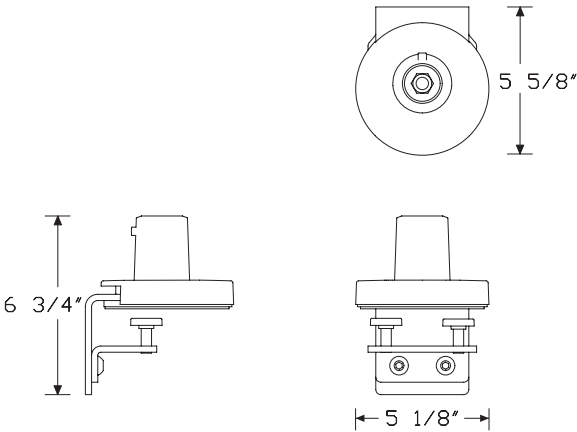
Wishbone® Post High Load
Top-Surface Mounting Clamp

Y92071



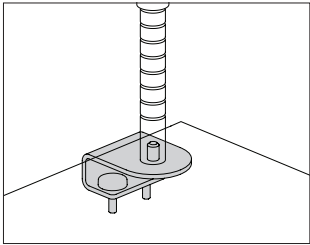
Product Information
Description
This clamp attaches to a surface that is 1/2" to 25/8" thick to support a Wishbone® monitor arm post.
Notes
Clamp is used for all quad-screen assemblies (Y91015., Y91025.).
This product was designed by Colebrook Bosson Saunders Products Ltd.
Dimensions

Specification Information
Step 1.
Y92071. A \$133
Step 2. Finish
01 silver A +\$0



Low-Profile Clamp

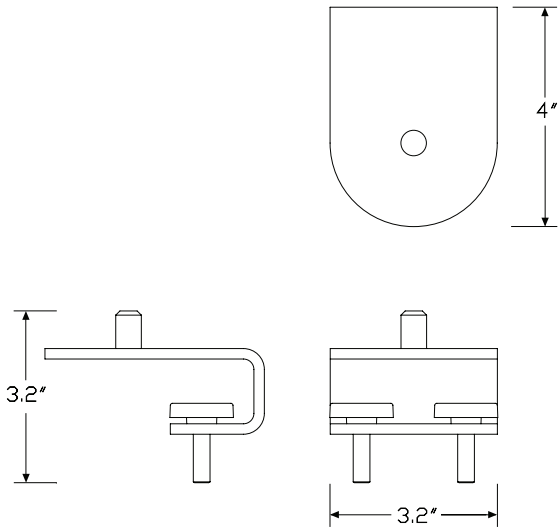
Y92079



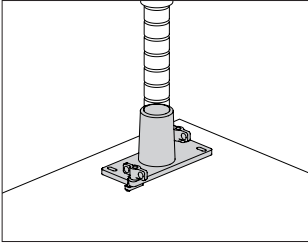
Product Information
Description
This clamp attaches to a surface to support a wishbone monitor arm post.
Notes
Low-profile clamp works with Envelop® desk (Y7750.)
This product was designed by Colebrook Bosson Saunders Products Ltd.
Dimensions

Specification Information		
Step 1.		
Y92079.	<input type="text" value="A"/>	\$87
Step 2. Finish		
01	silver <input type="text" value="A"/>	+ \$0

Thrive™ Technology Support



Beam-Mount Bracket, Wishbone Post Y92057

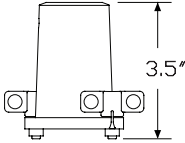
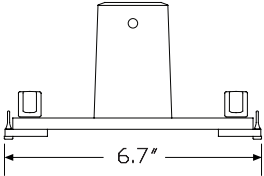
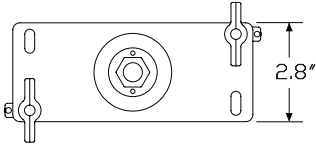


Product Information

Description
This bracket allows a Wishbone® post to attach to a horizontal beam found in many commercial traders desks and benching applications. Mounting hardware included.

Notes
This product was designed by Colebrook Bosson Saunders Products Ltd.

Dimensions

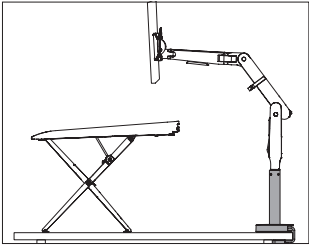


Specification Information

Step 1.		
Y92057.	A	\$111
Step 2. Finish		
01	silver A	+\$0

Ollin/Flo® Now Low Profile Clamp - Y93002

Extended Height



Product Information

Description

This extended height low profile clamp attaches a Flo® single screen monitor arm-arm only or an Ollin single screen monitor arm-arm only 8³/₈" above a work surface. It is for use with the Monto Sit Stand Riser or with other desktop retrofittable sit stand solutions. Clamp is top mounted to speed installation. Attachment hardware included.

Notes

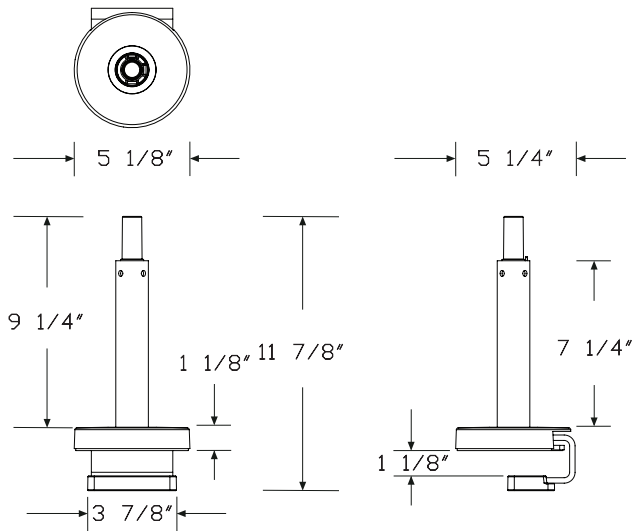
Compatible with Ollin single screen and Flo single screen monitor arms.
For monitor arm attachment at the worksurface, order Flo low profile clamp (Y92106) separately.

Clamp works on surfaces greater than 3/₄" to less than 1 1/₄" thick.

Order the following products separately:

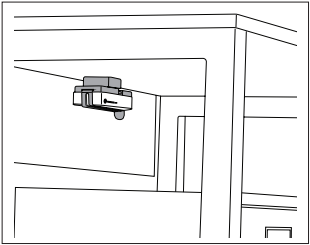
- Ollin single screen monitor arm-arm only (Y95000.)
- Flo single screen monitor arm-arm only (Y92090.)
- Monto Sit Stand Riser (Y93000.)

Dimensions



Specification Information

Step 1.		
Y93002.	A	\$185
Step 2. Finish		
01	silver A	+\$0

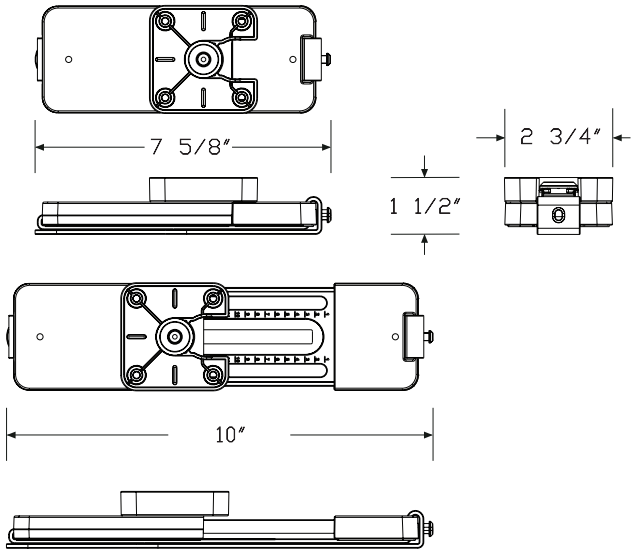


Product Information

Description
This under-desk mount hangs below a surface to hold small-format devices. It has a rubber strap that adjusts from 6¾" (170mm) to 9⅞" (250mm) to cradle docking stations, thin clients, Mac mini® computers or USB hubs up to 3.3 lbs. (1.5 kg), securing them safely in place and off the floor. Attachment hardware included.

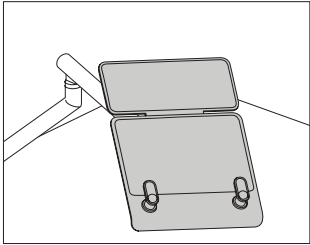
Notes
Loop Micro supports a maximum of 3.3 lbs. (1.5 kg).
Recommended device width ranges from 6¾" (170mm) to 9⅞" (250mm).

Dimensions



Specification Information

Step 1.		
Y92111.	A	\$117
Step 2. Finish		
0H	black A	+\$0

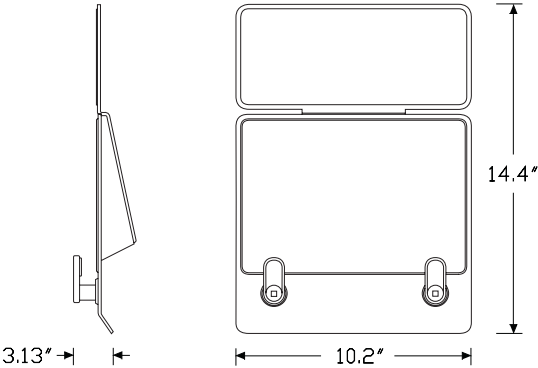


Product Information

Description
This laptop mount lifts notebook computers off the work surface and includes an integral handle and an auxiliary surface to support a docking station. The laptop mount attaches to a monitor arm with a 100mm VESA (Video Electronic Standards Association-Mounting Interface Standards) pattern and can support laptops up to 1½" thick. It can be used in both single- and dual-screen applications. Laptops are held securely to the mounting surface by two adjustable ratcheting feet.

Notes
Maximum weight determined by the attached monitor arm.
Requires 100mm VESA plate (not included).
Supports laptops of varying widths, up to 11" deep and 1½" thick.
Supports docking stations up to 11" wide and 5" deep.

Dimensions

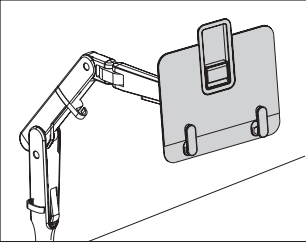


Specification Information

Step 1.		
Y91177.		
		\$164
Step 2. Finish		
01	silver	+\$0

Ollin Laptop and Tablet Mount

Y95011



Product Information

Description

This laptop and tablet mount lifts notebook computers and tablets off the work surface at an appropriate work height. It attaches to an Ollin® or Flo® monitor arm with a 100mm VESA pattern. It supports laptops up to 16" screen size and up to 1" thick. It supports tablets from 9¾" to 13" screen size. It can be used in both single- and dual-screen applications. Laptops and tablets are held securely to the mount's anti-slide surface by 2 adjustable ratcheting feet. Retaining feature adds stability to position tablets.

Notes

Mount accommodates device weights up to 6.2 lbs. (2.8 kg).

Mount supports laptops up to 16" screen size and up to 1" thick. Thickness includes base and lid of laptop combined.

Mount supports tablets from 9¾" to 13" screen size.

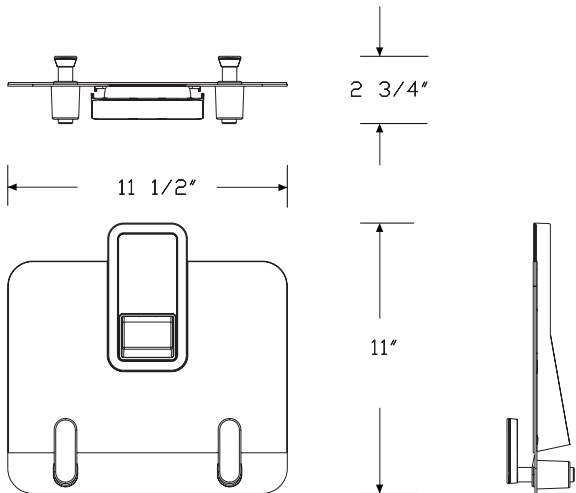
Requires 100mm VESA plate (provided with the monitor arm).

Order 1 of the following monitor arms separately:

- Ollin single-screen monitor arm support (Y95111.)
- Flo single-screen monitor arm support (Y91171.)

If used with Flo monitor arm and the laptop or tablet weighs less than 3.5 lbs. (1.6 kg), order Ollin laptop and tablet mount weight plate (Y95012.) separately for optimal performance of the arm.

Dimensions



Specification Information

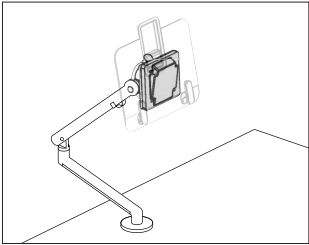
Step 1.

Y95011.	A	\$164
---------	---	-------

Step 2. Finish

0I	silver	A	+\$0
0J	white	A	+\$0
0H	black	A	+\$0

Ollin Laptop and Tablet Mount Weight Plate Y95012



Product Information

Description

This weight plate provides additional load to reach the minimum weight required by a Flo® monitor arm when installed with the Ollin® laptop and tablet mount and used with devices lighter than 3.5 lbs. (1.6 kg). Weight plate is installed between the VESA plate and the back of the mount.

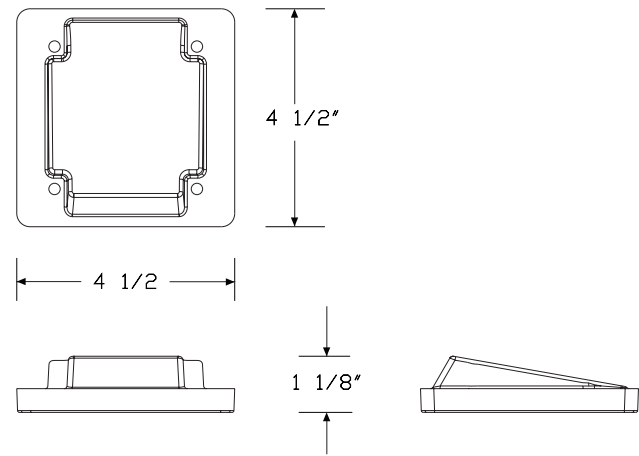
Notes

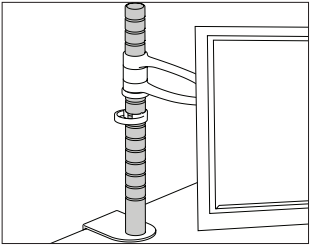
Order the following products separately:

- Ollin laptop and tablet mount (Y95011.)
- Flo single-screen monitor arm support (Y91171.)

Dimensions

Specification Information		
Step 1.		
Y95012.	A	\$83
Step 2. Finish		
0H	black A	+\$0





Thrive™ Technology Support

Product Information

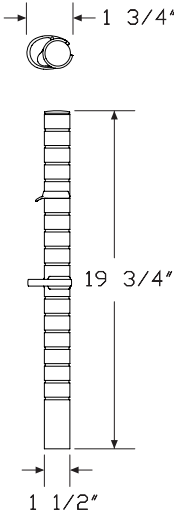
Description

This post attaches to a surface to support monitor arms. 15¾"-high post and higher includes a monitor arm location ring and a cable management clip. Monitor arm and post attachment must be specified separately.

Notes

This product was designed by Colebrook Bosson Saunders Products Ltd.

Dimensions



Specification Information

Step 1.

Y92001.

Step 2. Size

- 04 4" high
- 07 7 7/8" high
- 15 15 3/4" high
- 19 19 3/4" high

Prices for Steps 1-2.

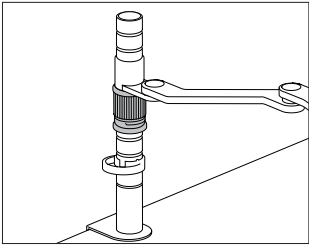
Y92001.	04	\$82
	07	\$98
	15	\$128
	19	\$134

Step 3. Finish

01	silver	+\$0
----	--------	------

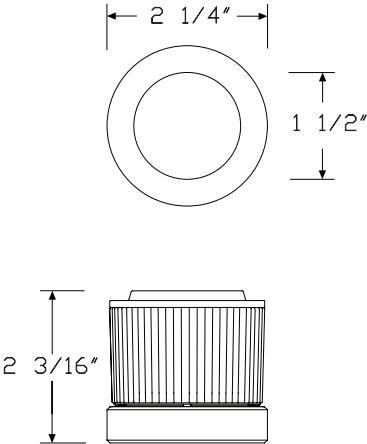
Fine Height Adjuster

Y92024



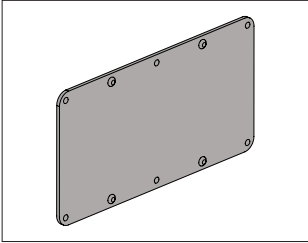
Product Information
Description This adjuster mounts to a post and allows the height of a monitor arm to be adjusted in small increments to assist in alignment of adjacent monitors. Finish is black.
Notes This product was designed by Colebrook Bosson Saunders Products Ltd.
Dimensions

Specification Information
Step 1.
Y92024. A \$24



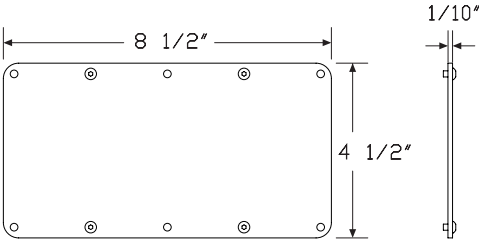
Adapter Plate - 100 mm to 200 mm

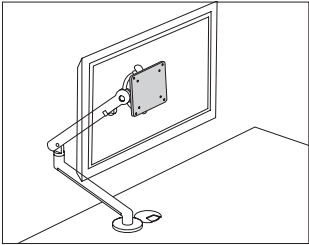
Y92082



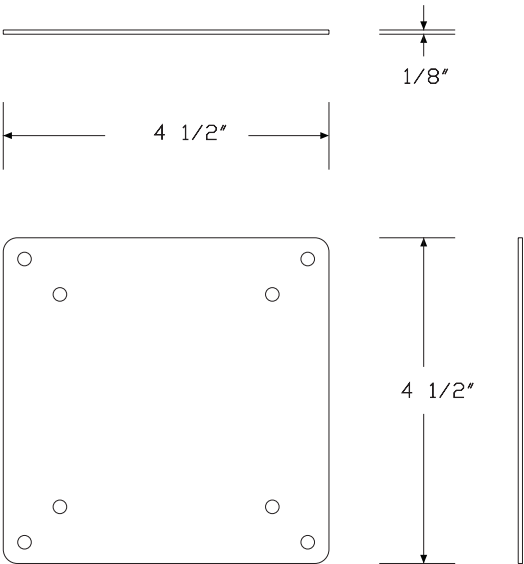
Product Information
Description
This adapter plate attaches to a monitor arm mounting plate with a 100mm x 100mm hole pattern to allow attachment of a flat panel monitor with a 100mm x 200mm hole pattern.
Dimensions

Specification Information		
Step 1.		
Y92082.	<input type="text" value="A"/>	\$105
Step 2. Finish		
0H	black <input type="text" value="A"/>	+\$0





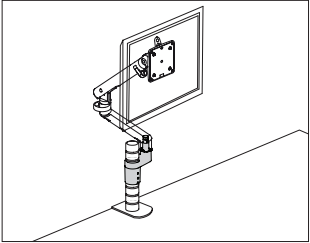
Product Information
Description
This friction plate works with Flo® monitor arms to provide additional resistance when moving large format monitors side to side. It is installed between the VESA bracket and the VESA head mount on a Flo monitor arm.
Notes
Recommended for use with large format (larger than 27") monitors. Order the following products separately: <ul style="list-style-type: none">Flo single-screen monitor arm support (Y91171.)Flo single-screen monitor arm - arm only (Y92090.)
Dimensions



Specification Information		
Step 1.		
Y92085.	<input type="text" value="A"/>	\$22
Step 2. Finish		
0H	black <input type="text" value="A"/>	+\$0

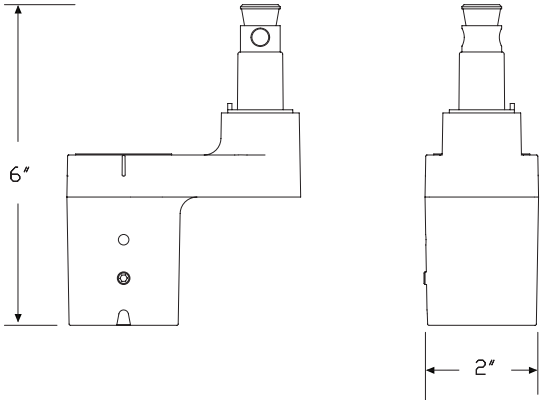
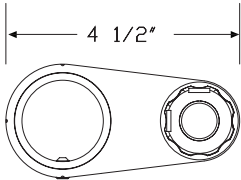
Flo® Now Modular Bracket - Bracket Only

Y92103



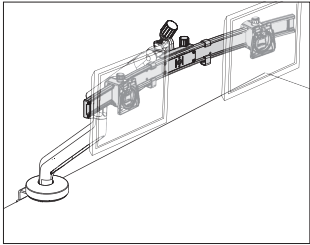
Product Information
Description
This bracket attaches a Flo® monitor arm to the Wishbone post.
Notes
This product is the bracket only.
Bracket includes a 180° stop to protect area behind work surface.
Each Flo arm used on a Wishbone post requires a bracket.
Dimensions

Specification Information
Step 1.
Y92103. A \$80
Step 2. Finish
01 silver A +\$0



Flo® X Dual Mount Bar - Bar only

Y98002



Product Information

Description

Flo® X Dual Mount Bar attaches to Flo X Multi Mount Monitor Arm for dual screen mounting. It offers side-to-side screen-position adjustment on bar with quick-release locking and individual fine adjustment.

Side-to-side swivel of individual screens permits “cockpit” or “flat” screen configurations and continuous curvature alignment of curved screens.

Complete bar/monitor installation can be tilted via the screw-operated tilt feature of the Flo X multi mount monitor arm. VESA plates and fixing screws included.

Notes

75 mm and 100 mm VESA compliant.

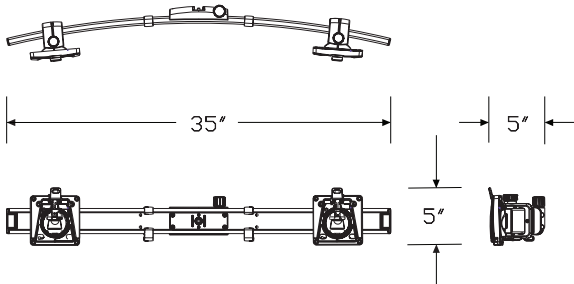
Bar holds 2 monitors up to 32" and weighing between 2-18 lbs. (1-8 kg) each.

Flo X dual mount bar will not mount to the Flo X monitor arm (Y98000.). It is compatible with Flo X multi mount monitor arm (Y98001.) only.

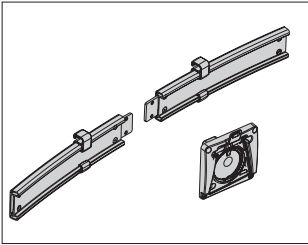
Order the following products separately:

- Flo X multi mount monitor arm (Y98001.)
- Flo X triple bar extension kit (Y98003.)
- Flo X two-piece clamp mount (Y98005.)

Dimensions



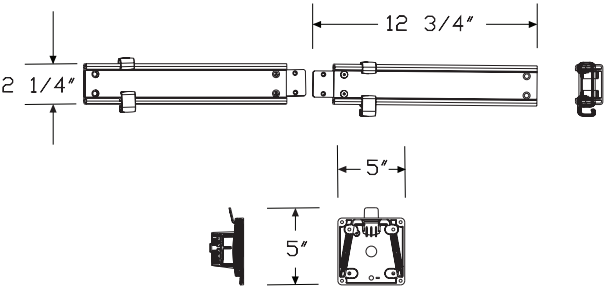
Specification Information		
Step 1.		
Y98002.	A	\$271
Step 2. Finish		
0H	black A	+\$0

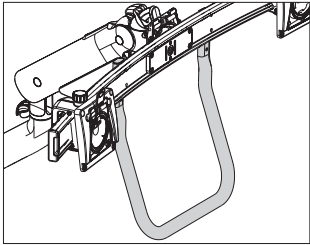


Thrive™ Technology Support

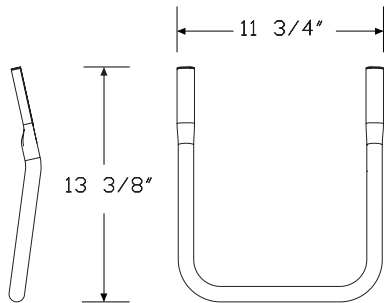
Product Information
Description
This kit expands Flo® X Dual Mount Bar to triple-screen capability. VESA plates and fixing screws included.
Notes
75 mm and 100 mm VESA compliant.
When attached to the dual mount bar, it supports 3 monitors up to 27" and weighing between 2-11 lbs. (1-5 kg) each.
Order the following products separately:
• Flo X multi mount monitor arm (Y98001.)
• Flo X dual mount bar (Y98002.)
• Flo X two-piece clamp mount (Y98005.)
Flo X multi mount handle (Y98004.) is optional but highly recommended.
Order separately.
Dimensions

Specification Information		
Step 1.		
Y98003.	<input type="text" value="A"/>	\$174
Step 2. Finish		
0H	black <input type="text" value="A"/>	+\$0



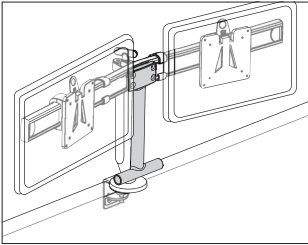


Product Information
Description
This handle is recommended for use on Flo® X dual and triple configurations to facilitate easy movement of monitors. It attaches directly to Flo X dual mount bar and offers 2 mount height options. Wide format for easy 2-handed grip. Handle attachment hardware included.
Dimensions

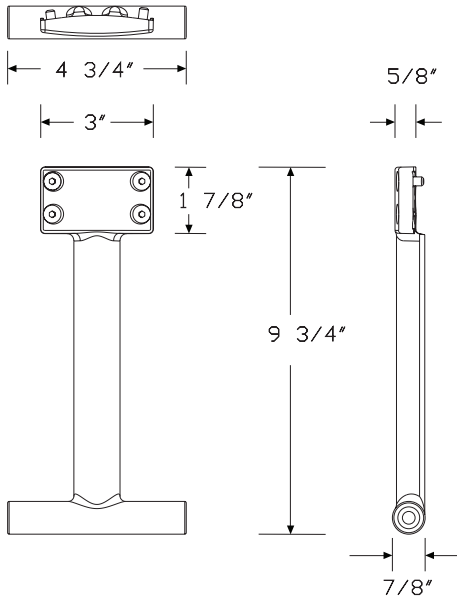


Specification Information	
Step 1.	
Y98004. <input type="text" value="A"/>	\$111
Step 2. Finish	
0H black <input type="text" value="A"/>	+\$0

Ollin® Dual Bar Handle - Handle Only Y95123



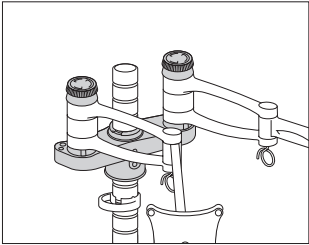
Product Information
Description This handle attaches to the Ollin Dual Bar. It allows both monitors to move in tandem.
Notes Order the following products separately: <ul style="list-style-type: none"> • Ollin dual bar (Y95122.) • Ollin single-screen monitor arm support with desired attachment (Y95111.1xxx) • Ollin single screen monitor arm-arm only (Y95000.)
Dimensions



Specification Information
Step 1. Y95123. A
Step 2. Finish 0H black A
Prices for Steps 1-2. Y95123. 0H \$42

Enhanced Back-To-Back Post Bracket

Y92009



Product Information

Description

This bracket mounts to a wishbone post to support 2 wishbone or wishbone plus monitor arms. It is used to create a new dual or quad monitor arm assembly, convert a single assembly into a dual monitor, or is added to an existing dual assembly to create a quad assembly.

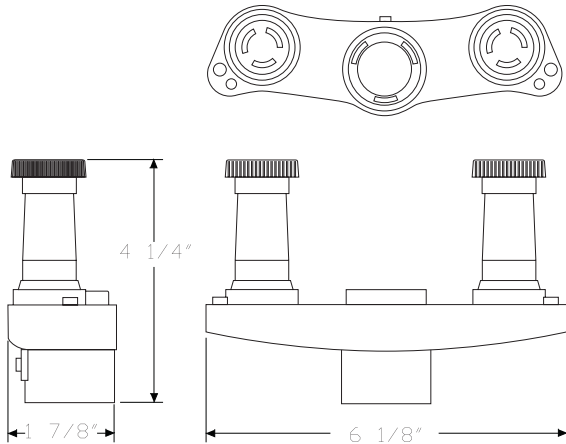
Notes

To support 3 screens, specify the wishbone c-post bracket (Y92026.) separately.

Maximum monitor width in triple screen configuration is 19".

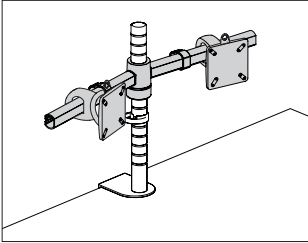
Dimensions

Specification Information		
Step 1.		
Y92009.		\$137
Step 2. Finish		
01	silver	+\$0

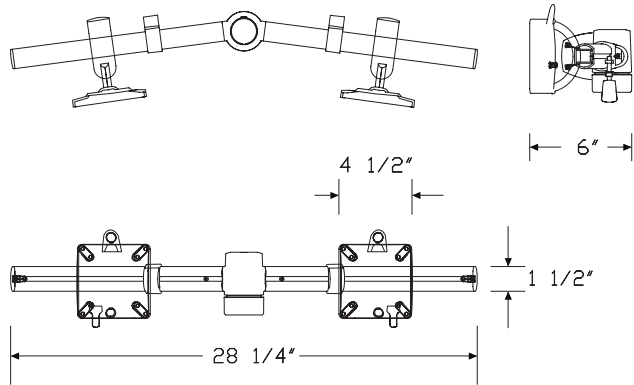


Wishbone Dual Bar - Bar Only

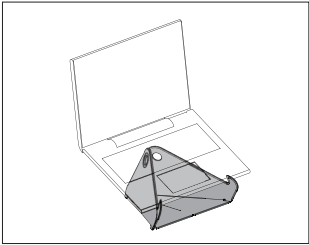
Y92104



Product Information
<p>Description</p> <p>This dual bar attaches to the Wishbone post to allow 2 monitors to be set at the appropriate ergonomic height. It is a great solution for high density applications getting the monitors aligned at the back of the work surface. It comes with the VESA brackets set up in a cockpit orientation.</p>
<p>Notes</p> <p>This product number is for the dual bar only.</p> <p>Product accepts 2 monitors up to 24" each on the crossbar.</p> <p>Product supports monitors up to 26 pounds each.</p>
<p>Dimensions</p>



Specification Information
<p>Step 1.</p> <p>Y92104. A \$517</p>
<p>Step 2. Finish</p> <p>01 silver A +\$0</p>

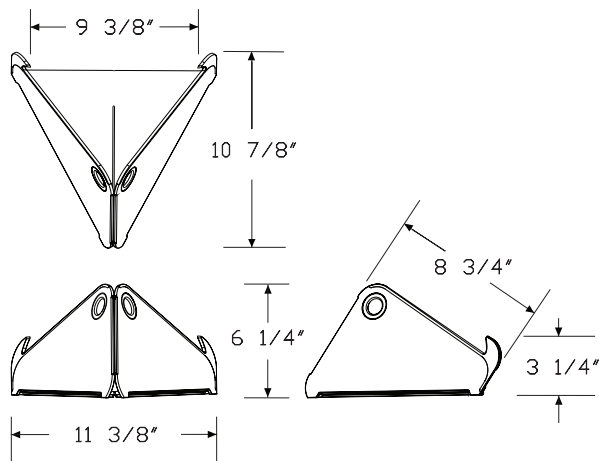


Product Information

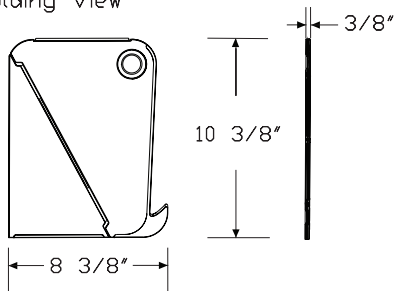
Description
This portable, folding laptop stand facilitates ergonomic use of notebook computers in agile working spaces. It elevates the laptop off the work surface, ideal for creating an ergonomic workstation while in the office, working from home or on the go. It supports laptops from 11" to 16" screen size.

Notes
Accommodates laptop weights from 2.2 lbs. (1.0 kg) to 6.2 lbs. (2.8 kg).
Supports laptops from 11" to 16" screen size.
Stand requires the use of an external keyboard and mouse.

Dimensions



Folding View

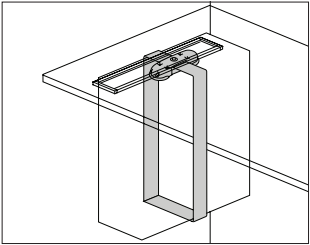


Specification Information

Step 1.		
Y92075.	A	\$54
Step 2. Finish		
0J	white	A +\$0
0MT	mint green	A +\$0
0YW	yellow	A +\$0

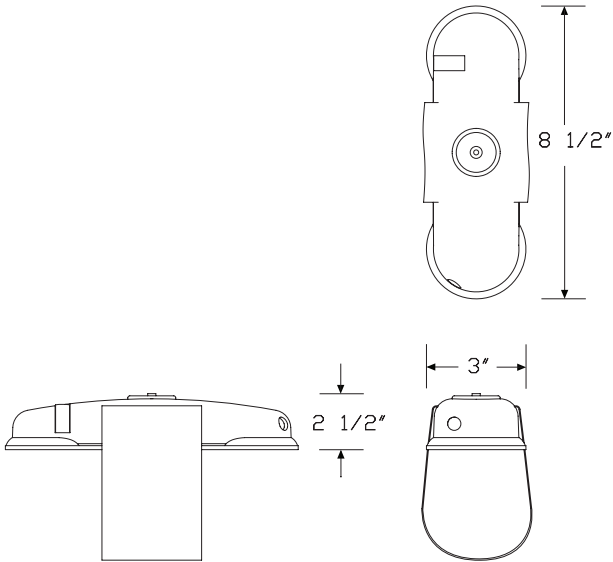
LOOP™ Adjustable CPU Holder Assembly

Y91104



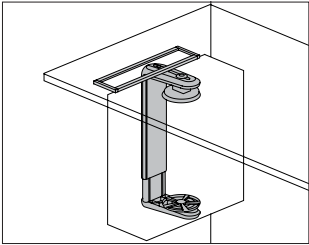
Product Information
Description
This CPU holder hangs below a surface to hold a CPU in a vertical position and includes a 5" or 13¾" track. Height adjusts from 9½" to 19¾" high. Width adjusts from 3.1" to 9" wide.
Notes
CPU holder supports a maximum of 44 lbs.
This product was designed by Colebrook Bosson Saunders Products Ltd.
Dimensions

Specification Information
Step 1.
Y91104.
Step 2. Length
055" long <input type="checkbox"/> A
1313¾" long
Prices for Steps 1-2.
Y91104. 05\$274
13\$280
Step 3. Finish
For 5" long (05)
0I silver+\$0
For 13¾" long (13)
0H black+\$0



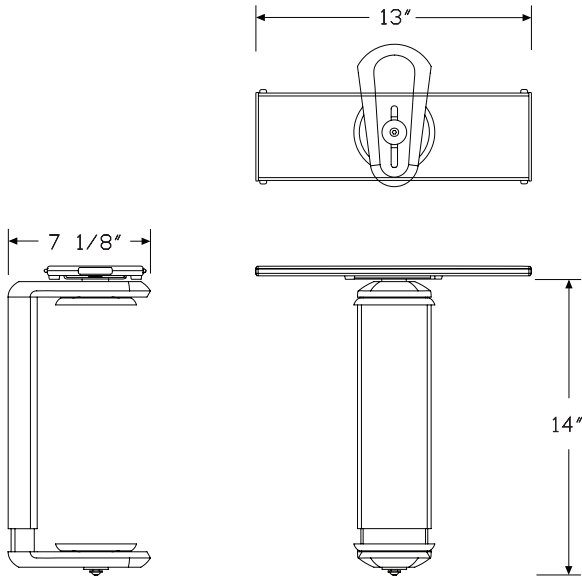
JAW™ Adjustable CPU Holder Assembly

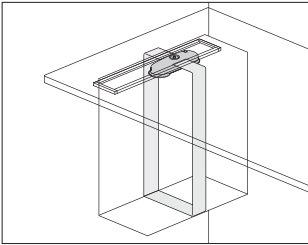
Y91103



Product Information
Description
This CPU holder hangs below a surface to hold a CPU in a vertical position and includes a 5" or 13¾" track. Height adjusts from 11½" to 20" high. Width adjusts from 3½" to 9½" wide.
Notes
CPU holder supports a maximum of 55 lbs.
This product was designed by Colebrook Bosson Saunders Products Ltd.
Dimensions

Specification Information
Step 1.
Y91103.
Step 2. Length
05 5" long A
13 13¾" long
Prices for Steps 1-2.
Y91103. 05 \$354
13 \$360
Step 3. Finish
For 5" long (05)
0I silver +\$0
For 13¾" long (13)
0H black +\$0





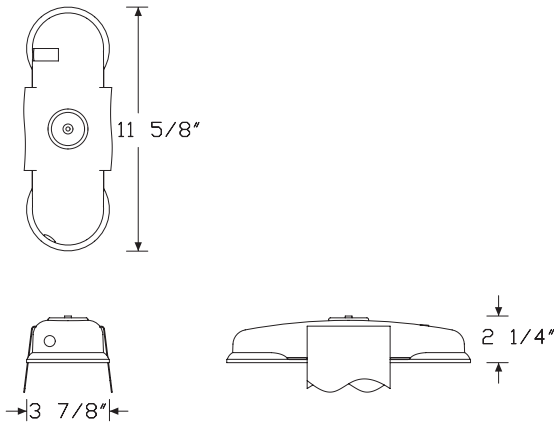
Thrive™ Technology Support

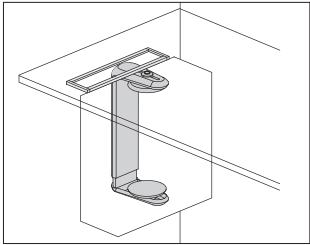
Product Information
Description
This CPU holder hangs below a surface to hold a CPU in a vertical position. The height can be adjusted from 11" to 19¾" high. The width can be adjusted from 3½" to 9" wide.
Notes
Specify CPU holder slide and rotate kit (Y92038.) separately.
CPU holder supports a maximum of 44 lbs.
This product was designed by Colebrook Bosson Saunders Products Ltd.
Dimensions

Specification Information
Step 1.
Y92041.
Step 2. Finish
0H black

\$215

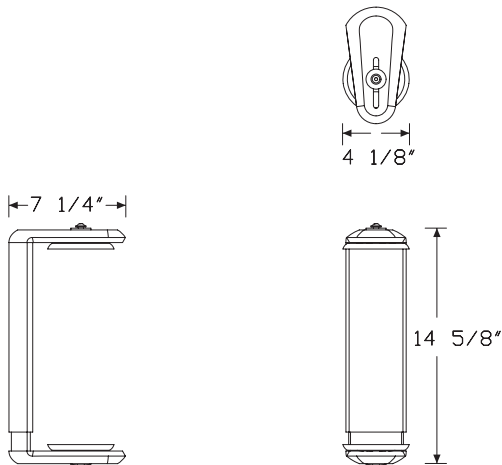
+\$0





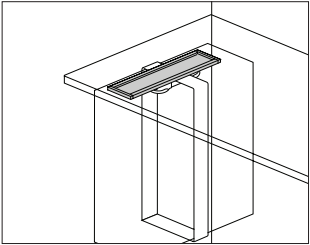
Product Information
Description
This CPU holder hangs below a surface to hold a CPU in a vertical position. The height can be adjusted from 11½" to 20" tall. The width can be adjusted from 3½" to 9½" wide.
Notes
Specify CPU holder slide and rotate kit (Y92038.) separately.
CPU holder supports a maximum of 55 lbs.
This product was designed by Colebrook Bosson Saunders Products Ltd.
Dimensions

Specification Information		
Step 1.		
Y92040.	<input type="text" value="A"/>	\$295
Step 2. Finish		
01	silver <input type="text" value="A"/>	+\$0



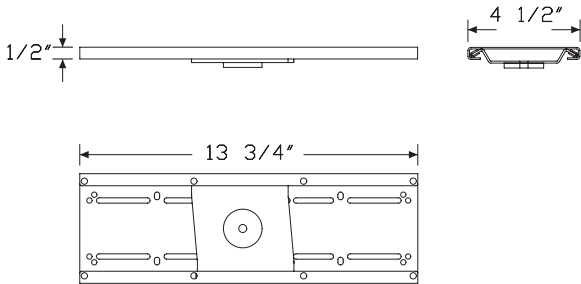
Universal CPU Holder Slide & Rotate Kit

Y92038

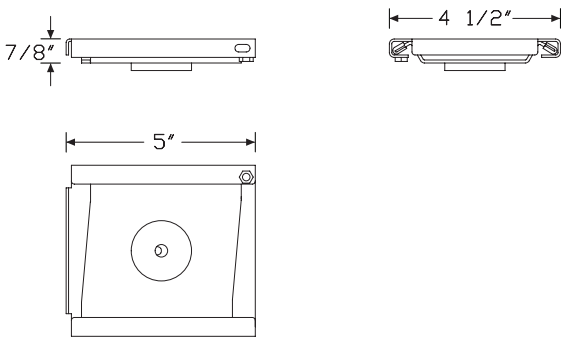


Product Information
Description
This kit attaches to a surface to support a CPU holder. It includes a track that allows the CPU holder to slide out and rotate for easy access. Attachment hardware included.
Notes
Slide & rotate kit is compatible with Colebrook Bosson Saunders CPU holders.
This product was designed by Colebrook Bosson Saunders Products Ltd.
Dimensions

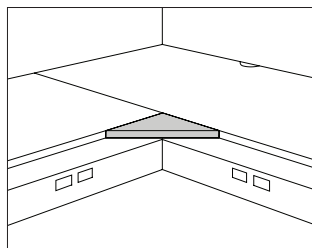
Specification Information
Step 1.
Y92038.
Step 2. Length
055" long A
1313¾" long
Prices for Steps 1-2.
Y92038. 05\$59
13\$65
Step 3. Finish
For 5" long (05)
0I silver A +\$0
For 13¾" long (13)
0H black+\$0



Universal slide & rotate



Universal Mounting rotating bracket



Product Information

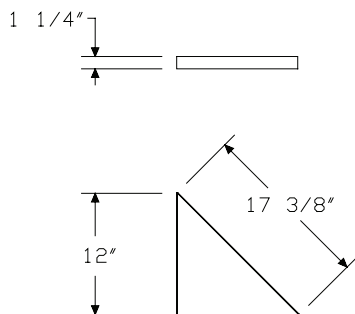
Description

This wedge attaches to 2 work surfaces at a 90° angle to provide a corner work surface. It can be used with Action Office®, Canvas, and Ethospace® surfaces. The wedge has a laminate top and thermoplastic edge, laminate top with a thermoplastic backed plywood edge, or a veneer top and edge. Attachment hardware is included.

Notes

Corner wedge can support a keyboard tray attached to the underside of the work surfaces in 90° corner applications.

Dimensions



Specification Information

Step 1.

Y2091.

Step 2. Surface Material

L	high-pressure laminate top/thermoplastic edge
U	high-pressure laminate/universal edge
W	veneer A

Prices for Steps 1-2.

Y2091. L	\$180
U	\$171
W	\$256

Step 3.

Top Finish

For high-pressure laminate top/thermoplastic edge (L) or high-pressure laminate/universal edge (U)

125	natural maple (CP)	+\$0
126	natural cherry (CP)	+\$0
127	walnut (CP)	+\$0
139	light ash (CP)	+\$0
140	warm ash (CP)	+\$0
UBK	ultra black (CP)	+\$0
76	light brown walnut	+\$0
8Q	folkstone grey (CP)	+\$0
91	white (CP)	+\$0
98	studio white (CP)	+\$0
CL	cool grey neutral	+\$0
HF	inner tone light	+\$0
HP	light anigre	+\$0
LBA	clear on ash (CP)	+\$0
LBR	phantom ecru	+\$0
LBS	phantom cocoa	+\$0
LBU	medium matte walnut (CP)	+\$0
LBV	warm grey teak	+\$0
LBB	oak on ash (CP)	+\$0
LBC	walnut on ash (CP)	+\$0
LBF	neutral twill	+\$0
LBJ	graphite twill	+\$0
LBQ	white twill	+\$0
LT	light tone	+\$0
LU	soft white	+\$0
WL	warm stone (CP)	+\$0
WN	warm grey neutral	+\$0

Squared-Edge Corner Wedge *continued*

Top/Edge Finish: Wood Veneer

For veneer (W)

CHD	noble cherry <input type="checkbox"/> A	+\$39
2U	light brown walnut <input type="checkbox"/> A	+\$39
40	dark brown walnut <input type="checkbox"/> A	+\$39
EW	medium matte walnut <input type="checkbox"/> A	+\$39
ET	clear on ash <input type="checkbox"/> A	+\$39
EU	oak on ash <input type="checkbox"/> A	+\$39
EV	walnut on ash <input type="checkbox"/> A	+\$39
UL	natural maple <input type="checkbox"/> A	+\$39

Step 4. Edge Finish

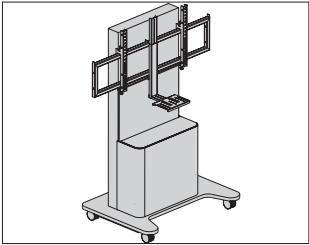
For high-pressure laminate top/thermoplastic edge (L)

125	natural maple (CP)	+\$0
126	natural cherry (CP)	+\$0
127	walnut (CP)	+\$0
139	light ash (CP)	+\$0
140	warm ash (CP)	+\$0
G1	graphite (CP)	+\$0
UBK	ultra black (CP)	+\$0
76	light brown walnut	+\$0
8Q	folkstone grey (CP)	+\$0
91	white (CP)	+\$0
98	studio white (CP)	+\$0
CL	cool grey neutral	+\$0
HF	inner tone light	+\$0
HP	light anigre	+\$0
LBA	clear on ash (CP)	+\$0
LBR	phantom ecru	+\$0
LBS	phantom cocoa	+\$0
LBU	medium matte walnut (CP)	+\$0
LBV	warm grey teak	+\$0
LBB	oak on ash (CP)	+\$0
LBC	walnut on ash (CP)	+\$0
LBF	neutral twill	+\$0
LBJ	graphite twill	+\$0
LBQ	white twill	+\$0
LU	soft white	+\$0
WL	warm stone (CP)	+\$0
WN	warm grey neutral	+\$0

For high-pressure laminate/universal edge (U)

PLY	plywood edge	+\$50
-----	--------------	-------

AV/VC One Technology Support Kit Y96111

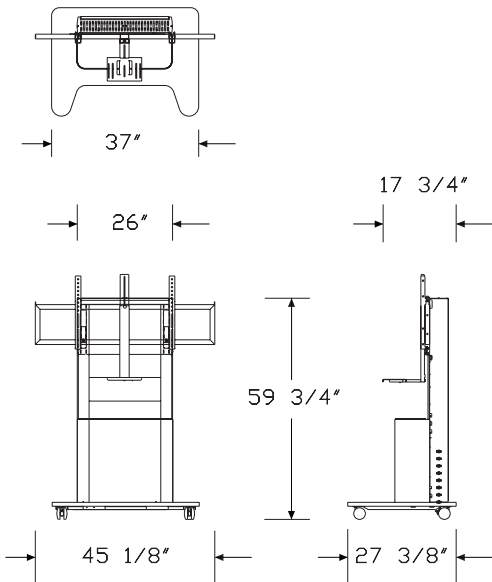


Product Information

Description
The AV/VC One technology support kit provides all the equipment to support A/V and video conferencing needs for single or dual screens. It features lockable casters to facilitate easy movement from one location to another. Kit includes a universal camera mount that can be mounted above or below the screen(s), a universal codec mount supporting video conferencing from most manufacturers, and 1 or 2 screen mounting brackets. Ships knocked down.

Notes
Maximum load capacity for single screen kit is 132 pounds. Maximum load capacity for dual screen kit is 264 pounds.
Single screen kit supports screen formats from 55" to 80".
Dual screen kit supports screen formats from 55" to 65".
Order the AV/VC One shelf (Y96005.) separately.
This product was designed by Colebrook Bosson Saunders Products Ltd.

Dimensions



Specification Information

Step 1.
Y96111. A

Step 2. Screen Integration
1 one screen set-up A
2 two screen set-up A

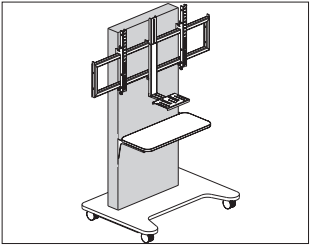
Step 3. Front Type
A full front panel A
B front technology box and panel A

Prices for Steps 1-3.		
	A	B
Y96111. 1	\$4518	5094
2	\$5074	5650

Step 4. Finish
0H black A +\$0

AV/VC One Column Kit

Y96000



Product Information

Description

This kit is the vertical column used to support screens. It features a lockable back panel for security and easy access, and includes 1 camera and codec mount. It has a ventilated back and top to allow for airflow within the unit. The column offers easy hook-on features to permit quick and easy mounting of core parts and accessories. Column supports up to 132 pounds when mounting a single screen, and up to 264 pounds for a dual screen configuration.

Notes

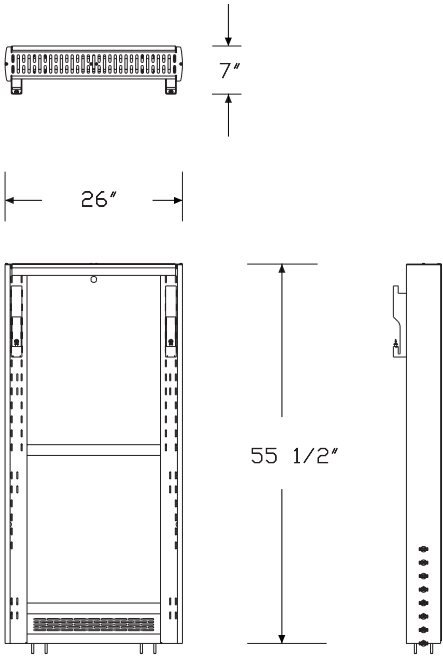
Order the following products separately, as needed:

- AV/VC One front box kit (Y96003.) or full front panel (Y96004.)
- AV/VC One base (Y96001.)
- AV/VC One screen mount kit (Y96002.)
- AV/VC One shelf (Y96005.)

This column is used in the AV/VC One technology support kit (Y96111.).

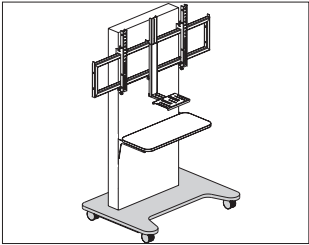
This product was designed by Colebrook Bosson Saunders Products Ltd.

Dimensions



Specification Information

Step 1.		
Y96000.	A	\$2677
Step 2. Finish		
0H	black A	+\$0



Product Information

Description
The AV/VC One base features lockable casters and a cutout in front to allow users to interact with the screen. The AV/VC One column kit and column kit in the AV/VC One technology support kit attach to the base to support the screens.

Notes

Order the following products separately, as needed:

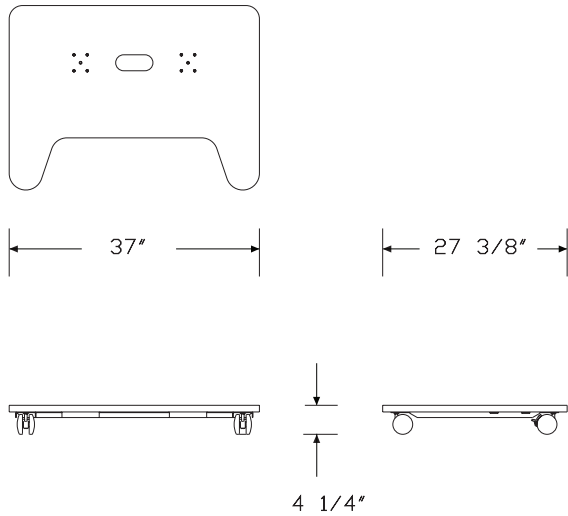
- AV/VC One column kit (Y96000.)
- AV/VC One technology support kit (Y96111.)

Base includes cable management hole.

This column is used in the AV/VC One technology support kit (Y96111.).

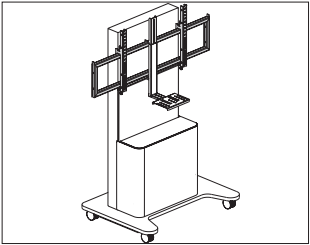
This product was designed by Colebrook Bosson Saunders Products Ltd.

Dimensions



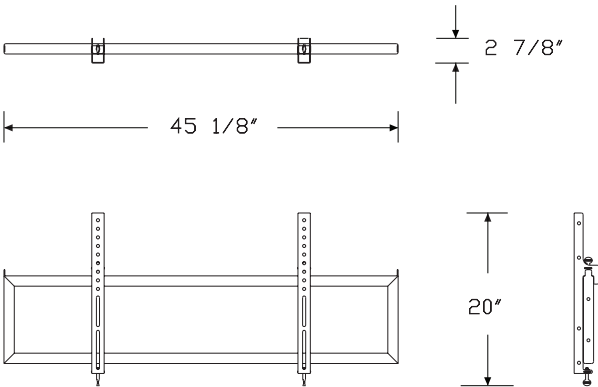
Specification Information

Step 1.		
Y96001.	A	\$965
Step 2. Finish		
0H	black	A+\$0



Thrive™ Technology Support

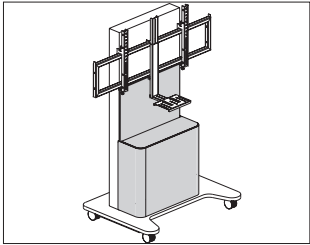
Product Information
Description
The AV/VC One screen mount kit provides the bracket to mount a screen to the AV/VC One column kit and column kit in the AV/VC One technology support kit.
Notes
Kit supports single screen formats from 55" to 80".
Kit supports dual screen formats from 55" to 75". Requires 2 screen mount kits.
Fine height adjustment for perfect dual screen alignment.
Screen mounts lock into position for safety.
This column is used in the AV/VC One technology support kit (Y96111.), ordered separately.
This product was designed by Colebrook Bosson Saunders Products Ltd.
Dimensions



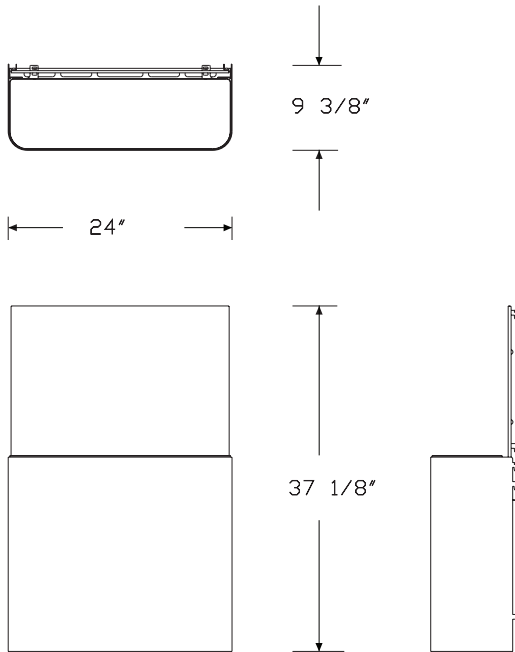
Specification Information		
Step 1.		
Y96002.	<input type="text" value="A"/>	\$556
Step 2. Finish		
0H	black <input type="text" value="A"/>	+\$0

AV/VC One Front Box Kit

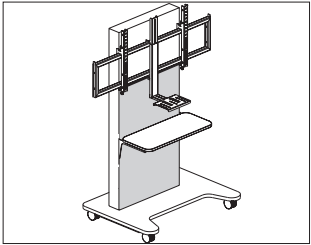
Y96003



Product Information
Description
The AV/VC One front box kit provides a place to store rack-mounted equipment. It mounts to the AV/VC One column kit and column kit in the AV/VC One technology support kit. Front box kit supports 44 pounds and features easy hook-on mounting.
Notes
Box houses 19" rack mount media equipment with 5U capacity.
Box permits top mount access to install and access rack equipment.
Box has perforated floor to allow adequate ventilation through the box.
Removable lid includes optional security fixings.
Front panel included.
This front box kit or the full front panel (Y96004.) is used in the AV/VC One technology support kit (Y96111.), ordered separately.
This product was designed by Colebrook Bosson Saunders Products Ltd.
Dimensions



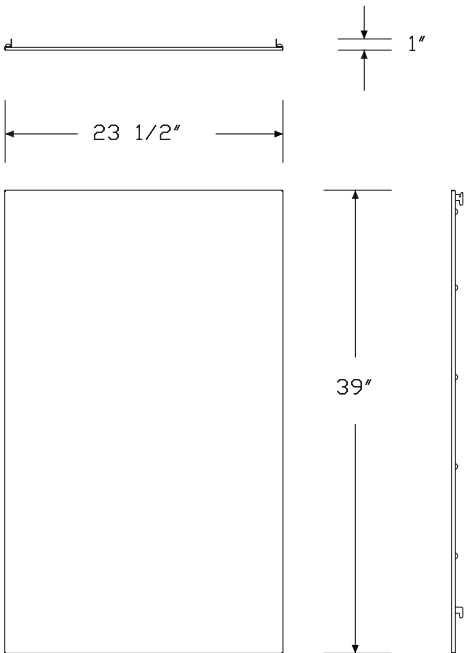
Specification Information
Step 1.
Y96003. A \$896
Step 2. Finish
0H black A +\$0

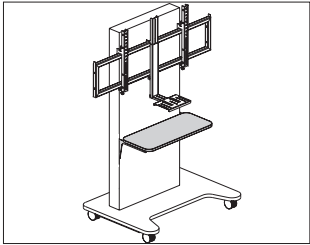


Thrive™ Technology Support

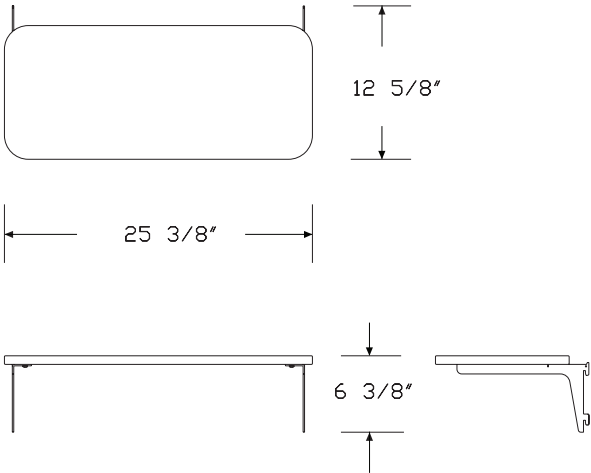
Product Information
Description
The AV/VC One full front panel mounts to the AV/VC One column kit and column kit in the AV/VC One technology support kit when the front box kit is not used. Full front panel features easy hook-on mounting.
Notes
This full front panel or the front box kit (Y96003.) is used in the AV/VC One technology support kit (Y96111.), ordered separately.
This product was designed by Colebrook Bosson Saunders Products Ltd.
Dimensions

Specification Information
Step 1.
Y96004. A \$320
Step 2. Finish
0H black A +\$0



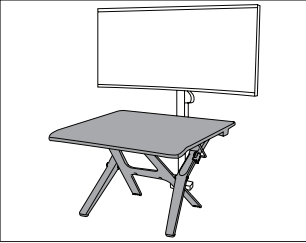


Product Information
Description
The AV/VC One shelf mounts to the AV/VC One column kit and column kit in the AV/VC One technology support kit. It features easy hook-on mounting at a range of heights. Shelf supports laptops, screen drivers, or a VC camera. It can be retrofitted after installation.
Notes
Shelf supports up to 55 pounds.
This product was designed by Colebrook Bosson Saunders Products Ltd.
Dimensions



Specification Information		
Step 1.		
Y96005.	<input type="text" value="A"/>	\$517
Step 2. Finish		
0H	black <input type="text" value="A"/>	+\$0

Monto Sit Stand Riser
Y93000



Product Information

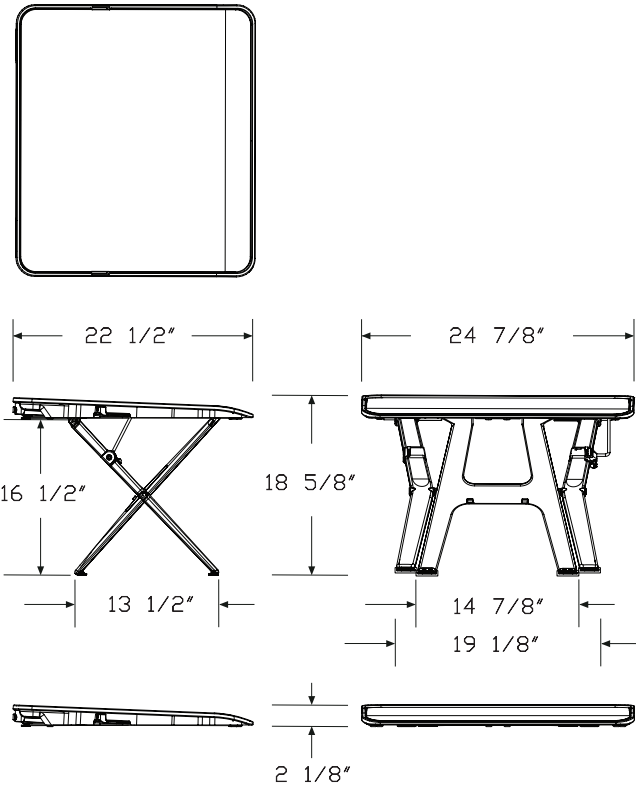
Description

This freestanding sit-stand riser allows users to easily transform an existing fixed-height work surface into a sit-stand workstation. It uses spring-activated levers to raise and lower the riser work surface to one of 9 preset height positions. The riser worksurface sits 2½" above the work surface when fully collapsed, and up to 18½" above the work surface when extended to maximum height. Total height adjustment range is 16½". Riser worksurface can hold up to 15 pounds of equipment and can be used with a fixed-height work surface-attached Ollin or Flo® monitor arm with an extended height riser clamp for monitor support. The sit-stand riser can be easily moved to another work surface or for storage using the integrated carry handle. The sit-stand riser has integrated non-skid feet for a secure install on a work surface.

Notes

Riser worksurface finish is black (0H).
To use with Ollin, Flo, or Lima monitor arms, order monitor arms with extended riser clamps separately.

Dimensions



Specification Information

Step 1.

Y93000. A \$864

Step 2. Work Surface Finish

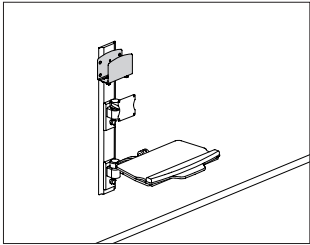
0H black A +\$0

Step 3. Leg Finish

0I silver A +\$0

Track Mount Small Cradle CPU Support

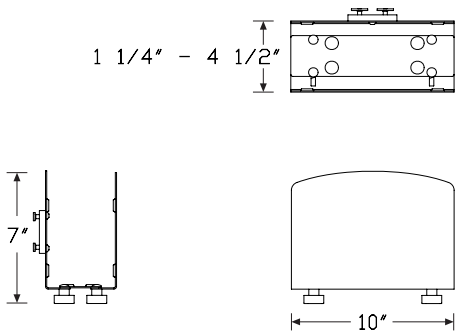
Y94100

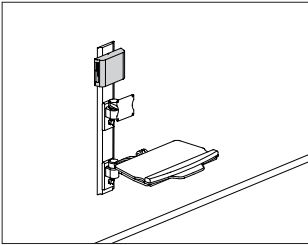


Product Information
Description
This track mount CPU cradle is adjustable from 1¼" to 4½" wide and can mount to HD, LD and Mbrace wall tracks.
Notes
Wall mount hardware included.
Dimensions

Specification Information		
Step 1.		
Y94100.	<input type="text" value="A"/>	\$422
Step 2. Finish		
0I	silver <input type="text" value="A"/>	+\$0
0J	white <input type="text" value="A"/>	+\$0

Thrive™ Technology Support

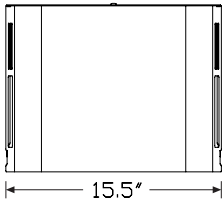
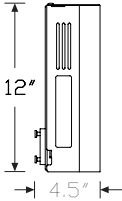
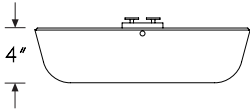


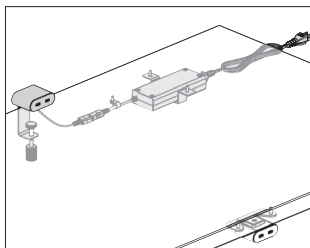


Thrive™ Technology Support

Product Information
Description
This track mount CPU enclosure measures 14" wide by 11" tall and 5" deep, and is designed to prevent tampering with cables and connections. The steel enclosure provides ventilation.
Notes
Mounts directly to the wall or 32", 34", or 48" wall tracks. Wall mount hardware included.
Dimensions

Specification Information		
Step 1.		
Y94102.	<input type="text" value="A"/>	\$730
Step 2. Finish		
0I	silver <input type="text" value="A"/>	+\$0
0J	white <input type="text" value="A"/>	+\$0





Product Information

Description

This USB-C power module delivers direct DC power at the worksurface for charging of laptops, tablets, and other electronic devices supporting USB type-C charging. Kit includes the components needed for operation. Power module connects to a standard AC outlet and includes all installation components, cable clips and attachment hardware. Product is UL Listed.

Notes

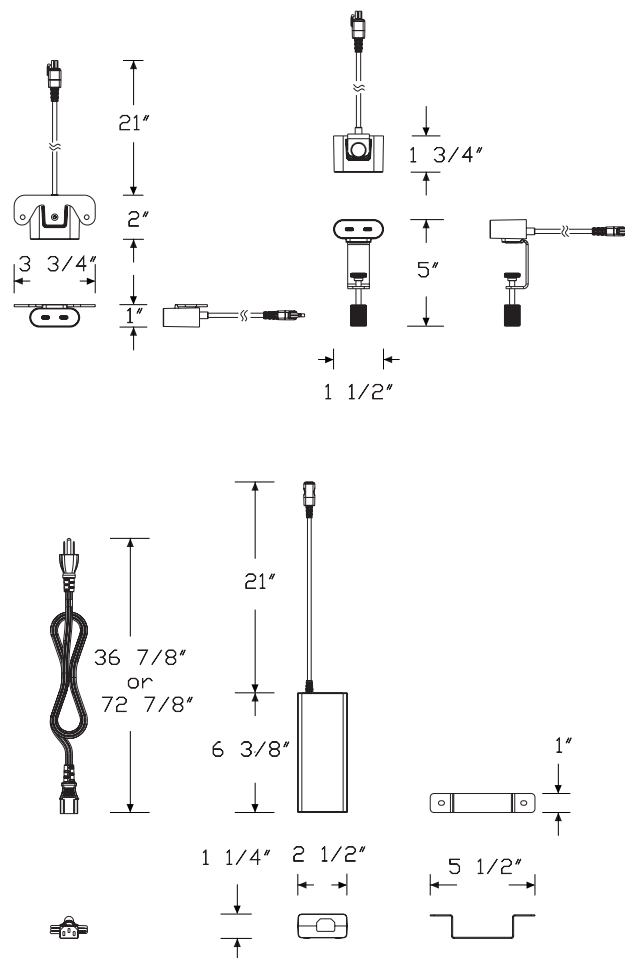
Power module can be mounted directly to hard surfaces using clamp or undermount attachment.

Undermount attachment is also suitable for soft seating applications if compatible with the products requirements. See planning guide for compatibility details.

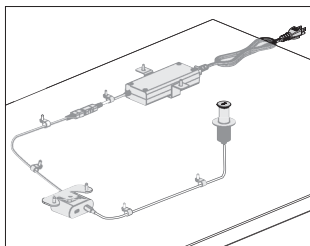
Each USB-C port delivers 100 watts of power, reducing to 65 watts per port when both ports are in use.

Cord color is predetermined. Cord connected to back of USB-C power module will be color-matched to specified finish and have a braided wrap. All other cords will be non-braided black. USB-C to USB-C charging cable will be black with a braided wrap.

Dimensions



Specification Information			
Step 1.			
Y1600. <input type="checkbox"/>			
Step 2. Attachment			
U	undermount	<input type="checkbox"/>	
S	surface clamp	<input type="checkbox"/>	
Step 3. Cord Length			
07	7' cord	<input type="checkbox"/>	
10	10' cord	<input type="checkbox"/>	
Prices for Steps 1-3.			
		07	10
Y1600. U		\$308	320
S		\$354	366
Step 4. Charging Accessory Options			
NN	no charging cable	<input type="checkbox"/>	+\$0
CC	USB-C to USB-C charging cable (package of 2)	<input type="checkbox"/>	+\$34
Step 5. Finish			
UBK	ultra black (CP)	<input type="checkbox"/>	+\$0
98	studio white (CP)	<input type="checkbox"/>	+\$0



Product Information

Description

This USB-C power module delivers direct DC power at the worksurface for charging of laptops, tablets, and other electronic devices supporting USB type-C charging. Kit includes the components needed for operation. 2 USB-C ports are available with the option to have 1 or 2 of the ports grommetted in the worksurface. Power module comes standard and is always mounted beneath the worksurface. The in-surface extension plugs directly into the power module beneath the worksurface. Power module connects to a standard AC outlet and includes all installation components, cable clips and attachment hardware. Product is UL Listed.

Notes

Specify a single USB-C port, pair of single ports, or a dual port.

One single USB-C port (SC) configuration provides a single grommet-mounted port in the worksurface and an additional port in the under-surface power module for power above and below the surface.

Pair of single USB-C ports (SD) configuration provides 2 separate grommet-mounted single USB-C ports in the worksurface. There is no additional charging port beneath the worksurface in this configuration.

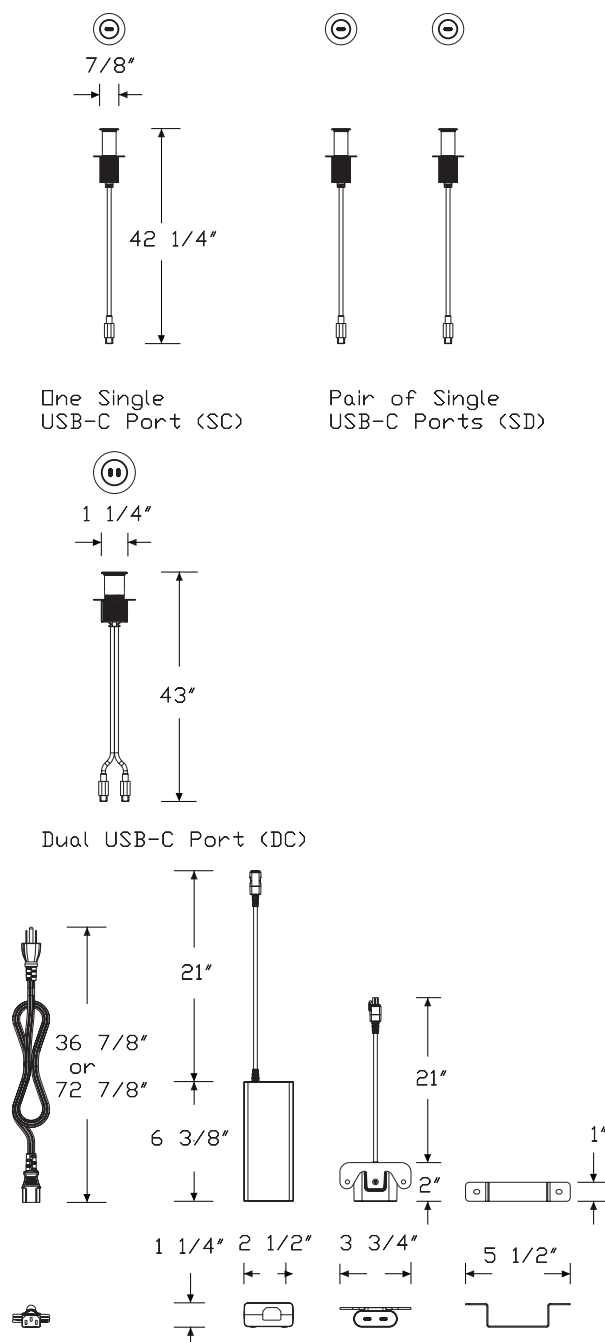
Dual USB-C port (DC) configuration provides a single grommet-mounted module that has 2 USB-C ports in the worksurface. There is no additional charging port beneath the worksurface in this configuration.

Kit includes everything needed for operation. Installation can be done in the field. Tools for installation must be field supplied. See installation instructions for specifics.

Each USB-C port delivers 100 watts of power, reducing to 65 watts per port when both ports are in use.

Cord color is predetermined. Cord connected to back of USB-C power module will be color-matched to specified finish and have a braided wrap. All other cords will be non-braided black. USB-C to USB-C charging cable will be black with a braided wrap.

Dimensions



Specification Information

Step 1.

Y1601. ☐

Step 2. Configuration

- SC one single USB-C port ☐
- SD pair of single USB-C ports ☐
- DC dual USB-C port ☐

Step 3. Cord Length

- 07 7' cord ☐
- 10 10' cord ☐

Prices for Steps 1-3.

	07	10
Y1601. SC	\$354	366
SD	\$415	427
DC	\$415	427

Step 4. Charging Accessory Options

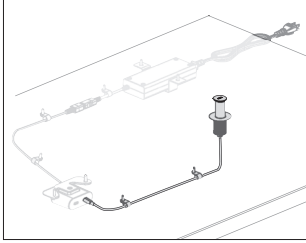
- NN no charging cable ☐ +\$0
- CC USB-C to USB-C charging cable (package of 2) ☐ +\$34

Step 5. Finish

- UBK ultra black (CP) ☐ +\$0
- 98 studio white (CP) ☐ +\$0

Ello Micro - In-Surface Extension Only

Y1620.



Product Information

Description

This in-surface USB-C extension delivers direct DC power at the worksurface for charging of laptops, tablets, and other electronic devices supporting USB type-C charging. This extension does not include the power supply. Product is UL Listed.

Notes

Power supply not included. Order Ello Mini undermount (Y1600.U) separately for extension to function.

Specify a single USB-C port, pair of single ports, or a dual port.

One single USB-C port (SC) configuration provides a single grommet-mounted port in the worksurface.

Pair of single USB-C ports (SD) configuration provides 2 separate grommet-mounted single USB-C ports in the worksurface.

Dual USB-C port (DC) configuration provides a single grommet-mounted module

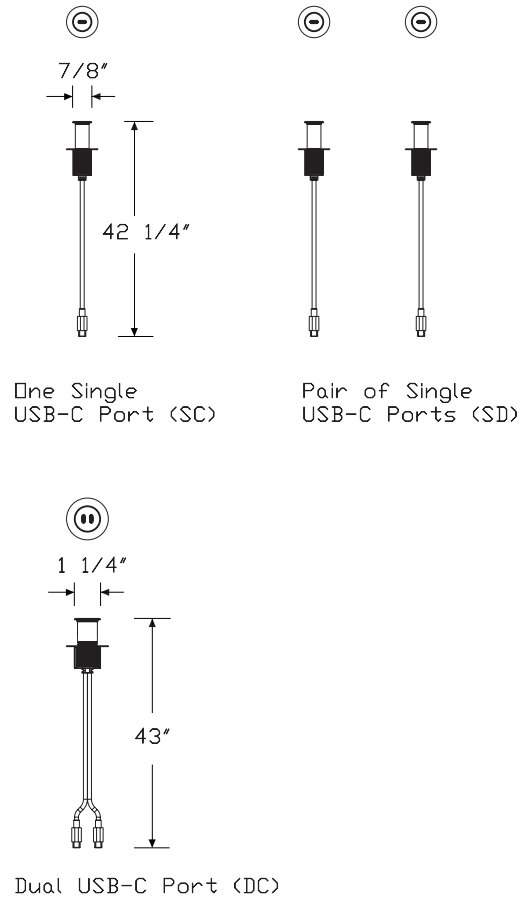
that has 2 USB-C ports in the worksurface.

Installation can be done in the field. Tools for installation must be field supplied. See installation instructions for specifics.

Cord color is predetermined. Cord will be non-braided ultra black (UBK).

USB-C to USB-C charging cable will be ultra black (UBK) with a braided wrap.

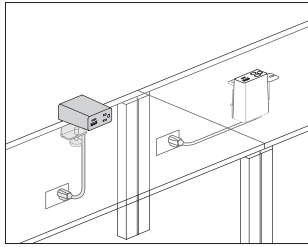
Dimensions



Ello Micro - In-Surface Extension
Only *continued*

Thrive™ Power and Data Support

Specification Information		
Step 1.		
Y1620.	<input type="checkbox"/> A	
Step 2. Configuration		
SC	one single USB-C port <input type="checkbox"/> A	
SD	pair of single USB-C ports <input type="checkbox"/> A	
DC	dual USB-C port <input type="checkbox"/> A	
Prices for Steps 1-2.		
Y1620. SC		\$71
SD		\$142
DC		\$122
Step 3. Charging Accessory Options		
NN	no charging cable <input type="checkbox"/> A	+\$0
CC	USB-C to USB-C charging cable (package of 2) <input type="checkbox"/> A	+\$34
Step 4. Finish		
UBK	ultra black (CP) <input type="checkbox"/> A	+\$0
98	studio white (CP) <input type="checkbox"/> A	+\$0



Product Information

Description

This electrical distributor plugs directly into floor, wall, or ceiling drop outlets. Each module configuration presents the same visual appearance. Grommet mount attachment does not come with the mini grommet (order separately as needed). Cable clips and attachment hardware included. Product is UL listed.

Notes

Grommet mount attachment (Y1414.xxxG) does not come with the mini grommet. Order Logic mini grommet (Y1412.) separately, as needed.

Cable clips for cord management are intended for a 1-time installation.

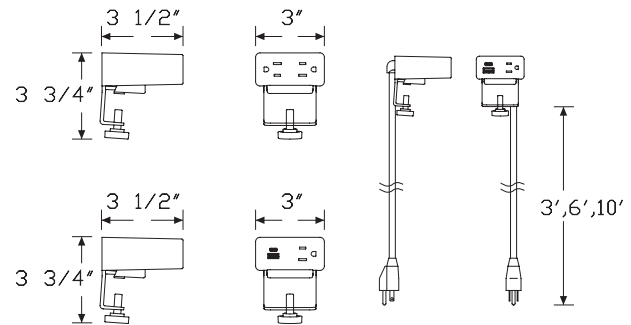
Clamp versions can be reoriented in the field by a technician.

USB ports provide a combined 20 watts of power to charge most devices and tablets at full speed. USB-C provides 15 watts of power and USB-A provides 10 watts of power individually. When using the USB-C and USB-A ports simultaneously, USB-C remains at 15 watts and USB-A reduces to 5 watts.

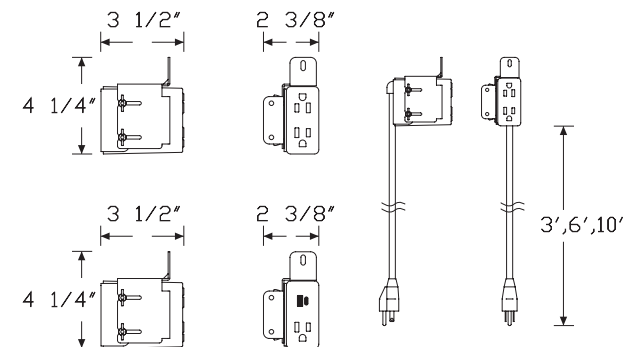
Cord color is predetermined. For white (91) finish cords will be white. For graphite (G1) finish cords will be black.

Grommet mount attachment (Y1414.xxxG) does not come with the mini grommet. Order Logic mini grommet (Y1412.) separately, as needed.

Dimensions



Surface Clamp



Grommet Mount

Specification Information

Step 1.

Y1414.

Step 2. Configuration

- L 1 simplex receptacles, 1 powered USB A/C Combo
- K 2 simplex receptacles

Step 3. Cord/Conduit Length

- 03 3' cord/conduit
- 06 6' cord/conduit
- 10 10' cord/conduit

Step 4. Attachment

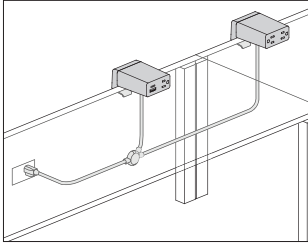
- G grommet mount
- S surface clamp

Prices for Steps 1-4.

			G	S
Y1414.	L	03	\$471	471
		06	\$471	471
		10	\$483	483
	K	03	\$264	264
		06	\$264	264
		10	\$278	278

Step 5. Finish

- BK black ☐ +\$0
- UBK ultra black (CP) +\$0
- 91 white (CP) ☐ +\$0
- 98 studio white (CP) ☐ +\$0
- G1 graphite (CP) ☐ +\$0



Product Information

Description

This electrical distributor plugs directly into floor, wall, or ceiling drop outlets. Each module configuration presents the same visual appearance. Cable clips and attachment hardware included. Product is ETL listed to UL962.

Notes

Cable clips for cord management are intended for a 1-time installation.

Clamp versions can be reoriented in the field by a technician.

Jumper length denotes distance between center points of each split point.

Cord length denotes distance from plug end to first split point.

Cord color is black for all module finish colors.

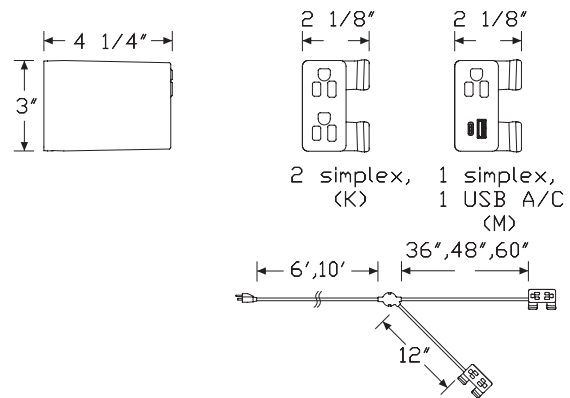
All branch lengths from main power cord to module are 12".

USB ports provide a combined 20 watts of power to charge most devices and tablets at full speed. USB-C provides 15 watts of power and USB-A provides 10 watts of power individually. When using the USB-C and USB-A ports simultaneously, USB-C remains at 15 watts and USB-A reduces to 5 watts.

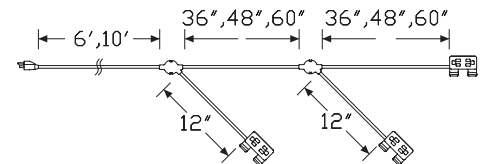
The cord head contains a circuit breaker when there are more than 3 simplex receptacles.

Grommet mount attachment (Y1415.xxxxG) does not come with the mini grommet. Order Logic mini grommet (Y1412.) separately, as needed.

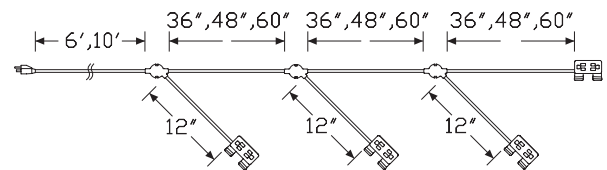
Dimensions



Two Power Modules



Three Power Modules



Four Power Modules

Specification Information

Step 1.

Y1415.

Step 2. Number of Modules

2	two power modules
3	three power modules
4	four power modules

Step 3. Power Type

M	1 simplex receptacles, 1 powered USB A/C Combo
K	2 simplex receptacles, all modules
N	first module has 1 AC simplex plus 1 powered USB A/C Combo all other modules have all AC simplexes

Step 4. Jumper Length

36	36" between split points
48	48" between split points
60	60" between split points

Step 5. Attachment

G	grommet mount
S	surface clamp

Step 6. Cord/Conduit Length

06	6' cord/conduit
10	10' cord/conduit

Prices for Steps 1-6.

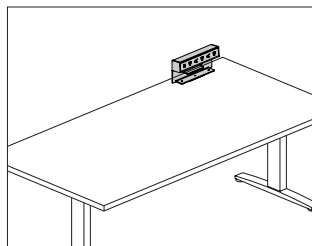
			36G06	36G10	36S06	36S10	48G06	48G10
Y1415.	2	M	\$1036	1050	1036	1050	1048	1063
		K	\$623	636	623	636	633	648
		N	\$829	843	829	843	841	855
	3	M	\$1542	1556	1542	1556	1564	1579
		K	\$942	959	942	959	968	979
		N	\$1151	1164	1151	1164	1173	1189
	4	M	\$2093	2108	2093	2108	2127	2142
		K	\$1266	1278	1266	1278	1300	1312
		N	\$1471	1486	1471	1486	1506	1519
			48S06	48S10	60G06	60G10	60S06	60S10
Y1415.	2	M	\$1048	1063	1060	1077	1060	1077
		K	\$633	648	643	659	643	659
		N	\$841	855	853	868	853	868
	3	M	\$1564	1579	1589	1602	1589	1602
		K	\$968	979	989	1002	989	1002
		N	\$1173	1189	1198	1211	1198	1211

4	M	\$2127	2142	2177	2191	2177	2191
	K	\$1300	1312	1331	1349	1331	1349
	N	\$1506	1519	1540	1554	1540	1554

Step 7. Finish

91	white (CP)	<input type="checkbox"/> A					+\$0
98	studio white (CP)	<input type="checkbox"/> A					+\$0
BK	black	<input type="checkbox"/> A					+\$0
G1	graphite (CP)	<input type="checkbox"/> A					+\$0
UBK	ultra black (CP)						+\$0

Logic C1000 Universal Clamp Mount Distributor Y1423.



Product Information

Description

This Logic Power Access Solutions™ clamp mounted electrical distributor comes in several widths and configurations of simplex receptacles and USB-A and USB-C charging ports. The unit is powered using a standard power cord with plug end. Data cords can be routed through the integrated opening at the rear of the unit. Product is UL listed.

Notes

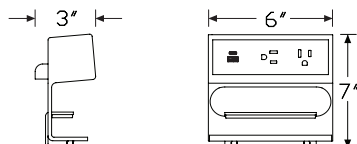
Clamp mounts on worksurfaces 1"1¼" thick.

Faceplate color matches unit color.

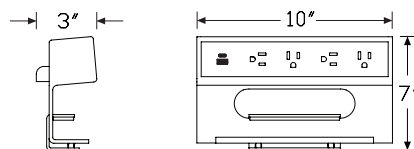
Simplex receptacles have alternating orientation and greater than normal plug spacing to accommodate most plug types.

USB ports provide a combined 20 watts of power to charge most devices and tablets at full speed. USB-C provides 15 watts of power and USB-A provides 10 watts of power individually. When using the USB-C and USB-A ports simultaneously, USB-C remains at 15 watts and USB-A reduces to 5 watts.

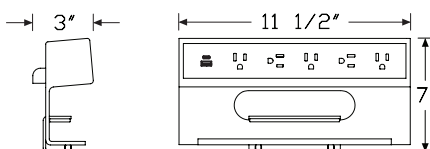
Dimensions



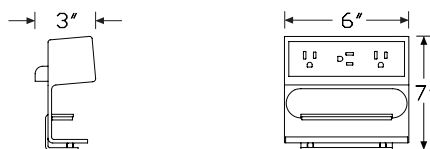
2 simplex receptacles with 1 powered USB A/C combo (H)



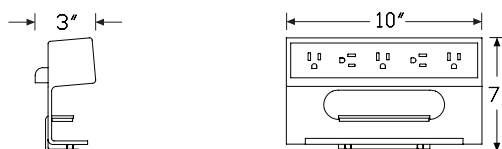
4 simplex receptacles with 1 powered USB A/C combo (I)



5 simplex receptacles with 1 powered USB A/C combo (J)



3 simplex receptacles (E)



5 simplex receptacles (F)

Logic C1000 Universal Clamp Mount
Distributor *continued*

Thrive™ Power and Data Support

Specification Information

Step 1.

Y1423.

Step 2. Configuration

H	2 simplex receptacles, 1 powered USB A/C Combo
I	4 simplex receptacles, 1 powered USB A/C Combo
E	3 simplex receptacles
F	5 simplex receptacles

Step 3. Power Type

A	power cord with plug end
---	--------------------------

Step 4. Cord/Conduit Length

03	3' cord/conduit
06	6' cord/conduit
10	10' cord/conduit

Prices for Steps 1-4.

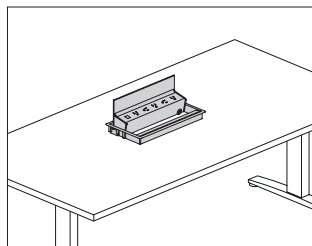
	03	06	10
Y1423. H A	\$633	633	648
I A	\$761	761	773
E A	\$425	425	440
F A	\$555	555	567

Step 5. Finish

613	silver (CP)	+\$0
UBK	ultra black (CP)	+\$0
91	white (CP) <input type="checkbox"/>	+\$0
98	studio white (CP) <input type="checkbox"/>	+\$0
BK	black <input type="checkbox"/>	+\$0
G1	graphite (CP) <input type="checkbox"/>	+\$0

Logic G1000 Grommet Mounted Electrical Distributor

Y1425.



Product Information

Description

This Logic Power Access Solutions™ grommet mounted electrical distributor comes in several widths and configurations of simplex receptacles and USB-A and USB-C charging ports. The unit is powered using a standard power cord with plug end, or an IEC connector when used with Renew™ Sit-to-Stand tables. An integrated cord keeper at the face of the unit captures data cords. The unit pivots from a closed position to 135° allowing easy access to power and data cords stored beneath the unit. Product is UL listed.

Notes

Field cutting of grommet cutout is possible.

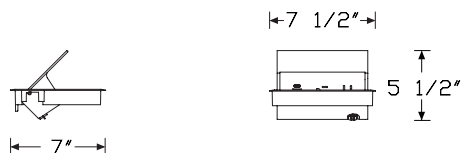
IEC connector for Renew power type (C) includes short cord designed to connect to the Renew table power cord through-leg option. Actual cord length may vary.

Simplex receptacles have alternating orientation and greater than normal plug spacing to accommodate most plug types.

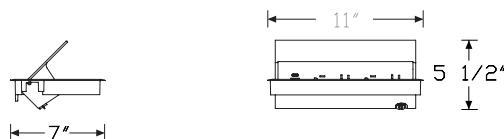
USB ports provide a combined 20 watts of power to charge most devices and tablets at full speed. USB-C provides 15 watts of power and USB-A provides 10 watts of power individually. When using the USB-C and USB-A ports simultaneously, USB-C remains at 15 watts and USB-A reduces to 5 watts. Refer to Renew Sit-to-Stand Tables planning guide for specific application information.

20' cord/conduit length (20) is recommended for Exclave® applications.

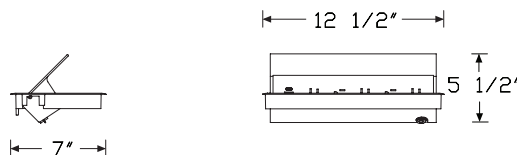
Dimensions



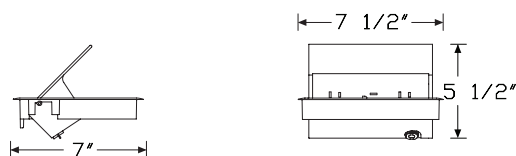
2 simplex receptacles with 1 powered USB A/C combo (H)



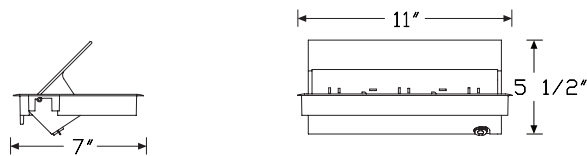
4 simplex receptacles with 1 powered USB A/C combo (I)



5 simplex receptacles with 1 powered USB A/C combo (J)



3 simplex receptacles (E)



5 simplex receptacles (F)

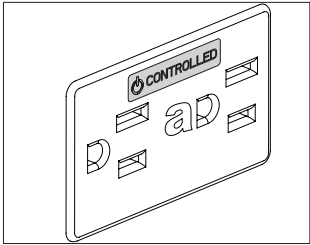
Logic G1000 Grommet Mounted Electrical Distributor *continued*

Specification Information						
Step 1.						
Y1425.						
Step 2. Configuration						
H	2 simplex receptacles, 1 powered USB A/C Combo					
I	4 simplex receptacles, 1 powered USB A/C Combo					
E	3 simplex receptacles					
F	5 simplex receptacles					
Step 3. Power Type						
A	power cord with plug end					
C	IEC connector for Renew Tables					
Step 4. Cord/Conduit Length						
For power cord with plug end (A)						
03	3' cord/conduit					
06	6' cord/conduit					
10	10' cord/conduit					
20	20' cord/conduit					
For IEC connector for Renew Tables (C)						
03	3' cord/conduit					
Prices for Steps 1-4.						
			03	06	10	20
Y1425.	H	A	\$900	900	914	929
		C	\$914	—	—	—
	I	A	\$1042	1042	1059	1074
		C	\$1059	—	—	—
	E	A	\$693	693	706	718
		C	\$706	—	—	—
	F	A	\$836	836	851	867
		C	\$851	—	—	—
Step 5. Finish						
613	silver (CP)					+\$0
91	white (CP) A					+\$0
98	studio white (CP) A					+\$0
BK	black A					+\$0
G1	graphite (CP) A					+\$0
UBK	ultra black (CP)					+\$0

Controlled Receptacle Decal

G9999.

(12 per sheet)

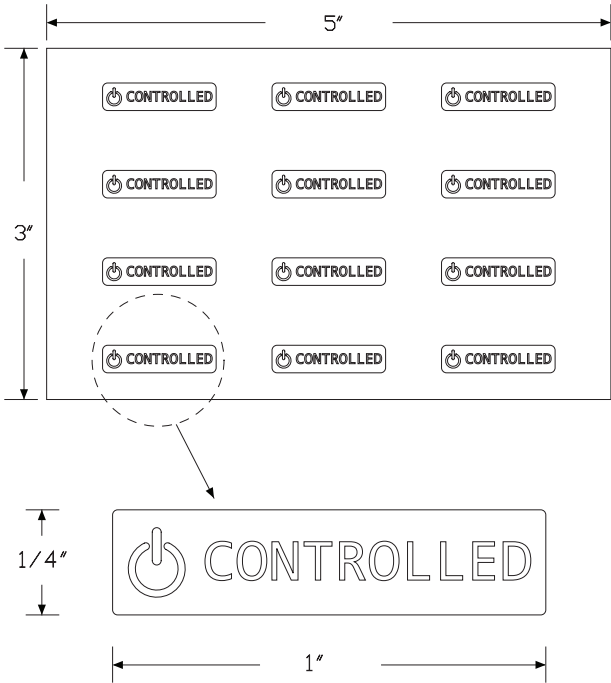


Product Information

Description

This decal is to be used for ASHRAE90.1 and Title 24 compliance. The decal is used to mark standard receptacles (new or existing) that are under automated control by the energy management system. 1 sheet includes 12 clear decals with white or black print.

Dimensions



Specification Information

Step 1.

G9999.

Step 2. Color

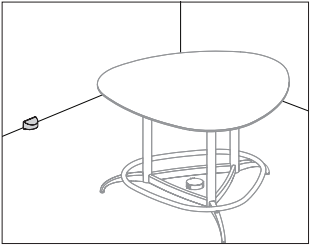
B black print

W white print

Prices for Steps 1-2.

G9999. B \$18

W \$18

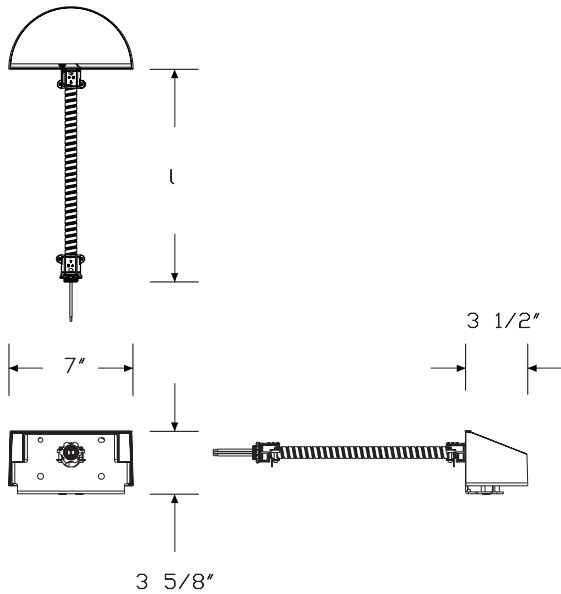


Product Information

Description
This Logic Reach™ Wall Start accommodates single circuit power connection from an architectural wall or column either internally or externally. It routes single circuit A power and is rated at 20 amps. It is UL Listed.

Notes
Internal drywall (01) application routes conduit to junction box. Conduit length is 3 feet.
External to wall (02) application routes a water-tight conduit to junction box. Liquid tight conduit length is 5 feet.
Internal and external wall starts must be hardwired to a power source by a licensed electrician and must be connected to a branch circuit protected by a Class A GFCI circuit breaker.
Order Logic Reach under-carpet track (Y1470.) and electrical hub (Y1480.) separately.

Dimensions

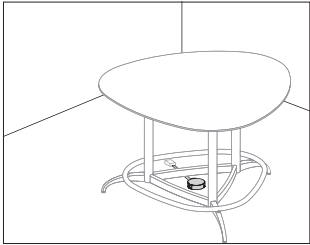


Specification Information

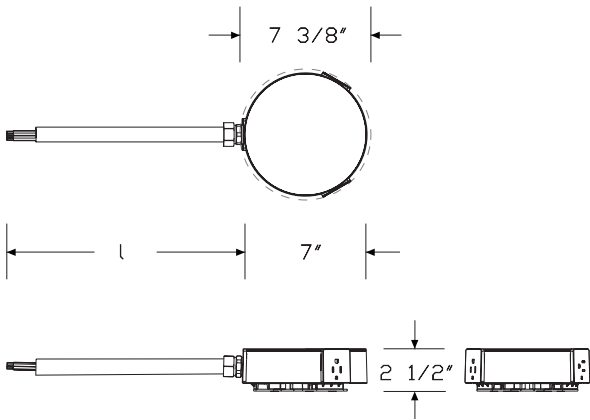
Step 1.			
Y1450. A			
Step 2. Circuit			
A	circuit a	A	
Step 3. Application			
01	internal wall wire infeed	A	
02	external wall wire infeed	A	
Step 4. Direction			
For wall exit (*), skip this step.			
For internal wall wire infeed (01), skip this step.			
For external wall wire infeed (02)			
L	lefthand exit	A	
R	righthand exit	A	
Prices for Steps 1-4.			
		*	L R
Y1450. A	01	\$351	— —
	02	—	\$470 470
Step 5. Finish			
DCR	dark carbon	A	+\$0
DVP	dark mineral	A	+\$0

Logic Reach™ Floor Start

Y1451.



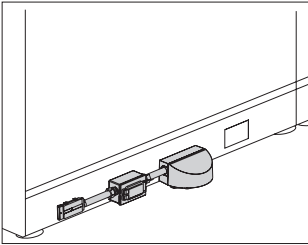
Product Information
Description
This Logic Reach™ Floor Start draws single circuit A power from a floor power source. It routes single circuit A power and is rated at 20 amps with 15-amp receptacles. It connects to 1 or 2 Under-Carpet Tracks and is UL Listed. Attachment hardware not included.
Notes
See planning guide for hardware suggestions based on floor type.
Floor start must be hardwired into a floor power source by a licensed electrician and must be connected to a branch circuit protected by a Class A GFCI circuit breaker.
Floor start terminates in a modified electrical hub that includes 2 receptacles.
The modified electrical hub receptacle location that has the liquid tight conduit replaces the receptacle position that is oriented ground-pin-down.
Liquid tight conduit length is 6 feet.
Order Logic Reach under-carpet track (Y1470.) and electrical hub (Y1480.) separately.
Dimensions



Specification Information
Step 1.
Y1451. A
Step 2. Circuit
A circuit a A
Prices for Steps 1-2.
Y1451. A \$732
Step 3. Finish
DCR dark carbon A +\$0
DVP dark mineral A +\$0

Logic Reach™ Canvas Wall System
Start

Y1460.



Product Information

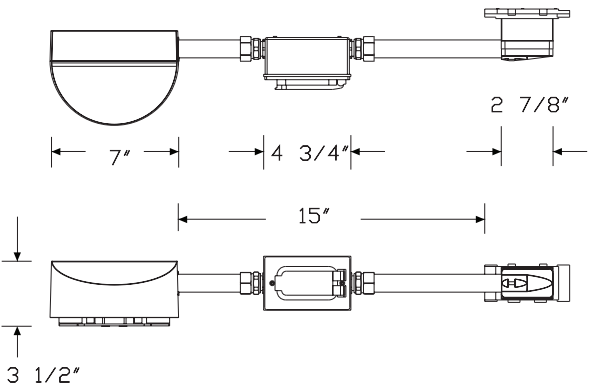
Description

This Logic Reach™ Canvas Wall System Start draws single circuit power from a Canvas Wall workstation on circuit A. It is rated at 20 amps and connects to 1 or 2 Under-Carpet Tracks. It is UL Listed.

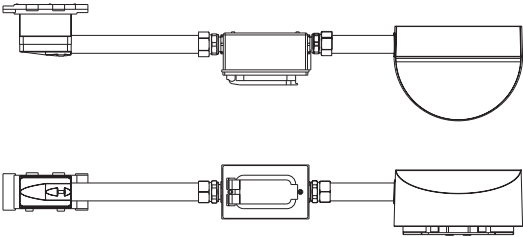
Notes

- Includes an integrated, resettable 20-amp Class A GFCI device.
- Whip length is 36" for open base tile configurations ABL1 and ABR1, and 42" for tile configurations ABL2 and ABR2.
- Whip for open base (B) application enters bottom of wall frame.
- For open base (B) application, the start does not take up a receptacle location.
- For base cover (C) application, the start takes a receptacle location. This application also needs to be used with Canvas Wall Retrofit Base Cover for Power Entry (FT162), ordered separately.
- Canvas Wall Start can mount start within 15" from end of panel.
- To continue a run of track and hubs, order Logic Reach under-carpet track (Y1470.) and electrical hub (Y1480.) separately.

Dimensions



Right Facing Whip

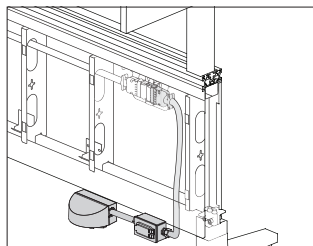


Left Facing Whip

Logic Reach™ Canvas Wall System
Start *continued*

Specification Information							
Step 1.							
Y1460. <input type="text" value="A"/>							
Step 2. Circuit							
A circuit a <input type="text" value="A"/>							
Step 3. Application							
C base cover <input type="text" value="A"/>							
B open base <input type="text" value="A"/>							
Step 4. Direction							
L left facing whip <input type="text" value="A"/>							
R right facing whip <input type="text" value="A"/>							
Step 5. Tile Configuration							
For open base (B)							
1 feed above the base and below the work surface <input type="text" value="A"/>							
2 low credenza height and at belt line <input type="text" value="A"/>							
Prices for Steps 1-5.							
		L1	L2	R1	R2	L	R
Y1460. A B		\$1011	1011	1011	1011	—	—
A C		—	—	—	—	\$1011	1011
Step 6. Surface Finish							
DCR	dark carbon <input type="text" value="A"/>						+\$0
DVP	dark mineral <input type="text" value="A"/>						+\$0

Logic Reach™ Canvas Dock System Y1461.
Start



Product Information

Description

This Logic Reach™ Canvas Dock System Start draws single circuit power from a Canvas Dock workstation on circuit A. It is rated at 20 amps and connects to 1 or 2 Under-Carpet Tracks. It is UL Listed.

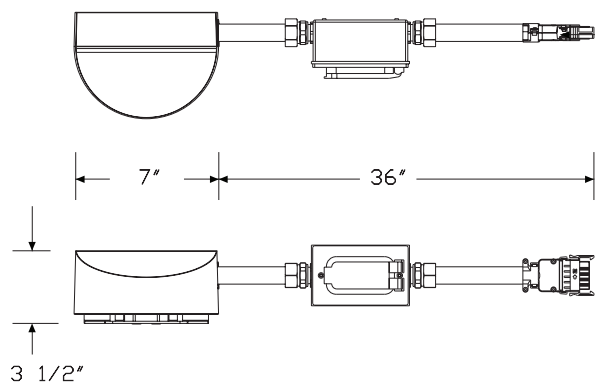
Notes

Includes an integrated, resettable 20-amp Class A GFCI device.

The start should be installed up to 36" from end of Dock and does not take up a receptacle location.

To continue a run of track and hubs, order Logic Reach under-carpet track (Y1470.) and electrical hub (Y1480.) separately.

Dimensions



Specification Information

Step 1.

Y1461.

A

Step 2. Circuit

A circuit a

Prices for Steps 1-2.

Y1461. A	\$1011
----------	--------

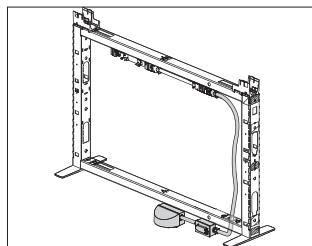
Step 3. Surface Finish

DCR dark carbon +\$0

DVP dark mineral +\$0

Logic Reach™ Canvas Channel System Start

Y1462.



Product Information

Description

This Logic Reach™ Canvas Channel System Start draws single circuit power from a Canvas Channel workstation on circuit A. It is rated at 20 amps and connects to 1 or 2 Under-Carpet Tracks. It is UL Listed.

Notes

Includes an integrated, resettable 20-amp Class A GFCI device.

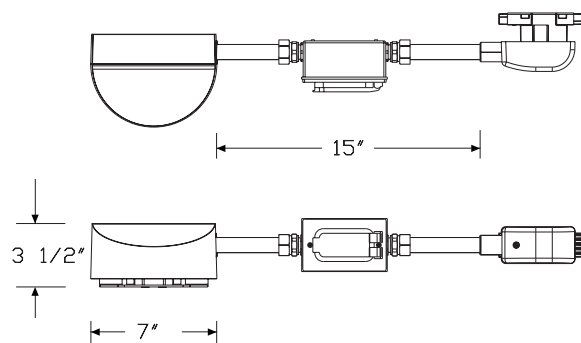
Whip for open base (B) application enters bottom of frame. See planning guide for appropriate dimension locations.

For open base (B) application, the start must connect into the lowest power in the channel and does not take up a receptacle location.

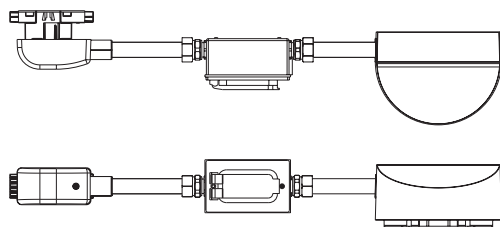
For tiles to-the-floor (T) application, the start must be within 15" of receptacle opening and takes up a receptacle location.

To continue a run of track and hubs, order Logic Reach under-carpet track (Y1470.) and electrical hub (Y1480.) separately.

Dimensions



Right Facing Whip



Left Facing Whip

Specification Information

Step 1.

Y1462.

A

Step 2. Circuit

A circuit a

Step 3. Application

T	tiles to floor	A
---	----------------	---

B open base **A**

Step 4. Direction

L left facing whip A

R right facing whip A

Prices for Steps 1-4.

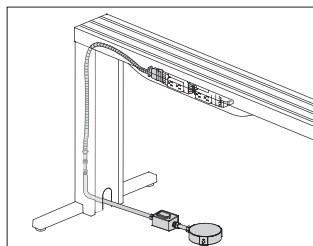
	L	R
Y1462. A T	\$1011	1011
B	\$1011	1011

Step 5. Surface Finish

DCR dark carbon +\$0

DVP dark mineral A +\$0

Logic Reach™ Canvas Vista System Y1464.
Start



Product Information

Description

This Logic Reach™ Canvas Vista System Start connects to the Canvas Vista leg on single circuit A and terminates in a modified Electrical Hub. It is rated at 20 amps and connects to 1, 2 or 3 Under-Carpet Tracks. It is UL Listed.

Notes

Includes an integrated, resettable 20-amp Class A GFCI device.

Modified electrical hub provides 2 receptacle locations.

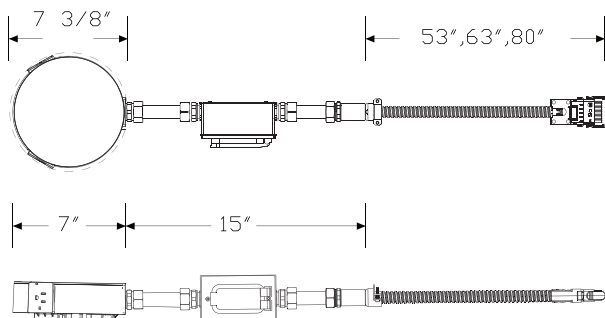
The modified electrical hub receptacle location that has the liquid tight conduit replaces the receptacle position that is oriented ground-pin-down.

Modified electrical hub should be installed 18", +/- 12", from leg, and does not take up a receptacle location in the chase.

Whip includes 30' of liquid tight conduit for all whip lengths. Remaining length is flexible conduit.

To continue a run of track and hubs, order Logic Reach under-carpet track (Y1470.) and electrical hubs (Y1480.) separately.

Dimensions



Specification Information

Step 1.

Y1464.

A

Step 2. Circuit

A circuit a

Step 3. Whip Length

053 53" long

063 63" long ☐ A

080 80" long

Prices for Steps 1-3.

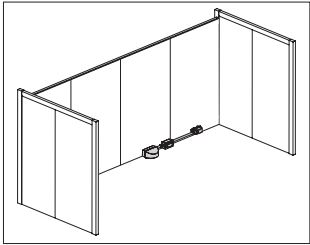
	053	063	080
Y1464. A	\$1182	1182	1182

Step 4. Surface Finish

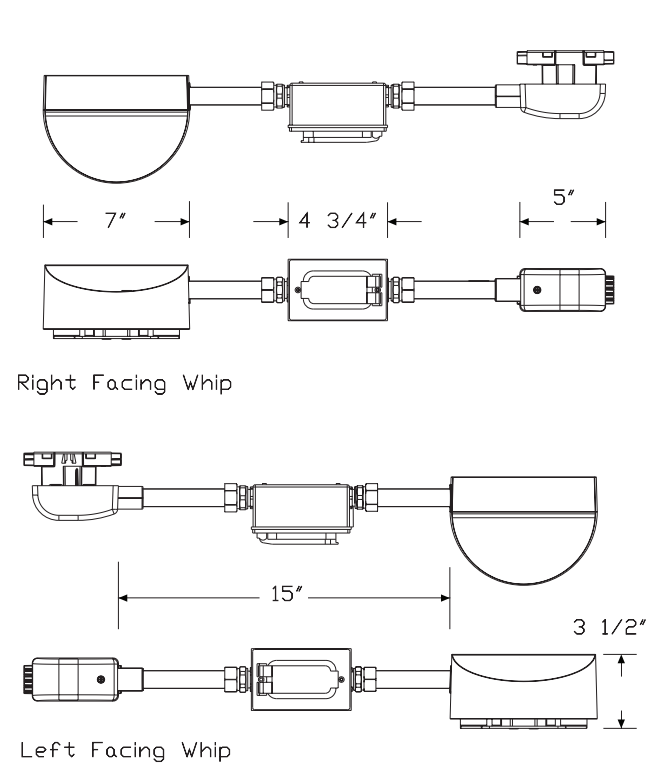
DCR	dark carbon	A	+ \$0
-----	-------------	---	-------

DVP dark mineral +\$0

Logic Reach™ Overlay System Start Y1465.



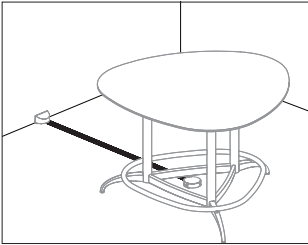
Product Information
Description
This Logic Reach™ Overlay System Start draws single circuit power from an Overlay Performance Wall on circuit A. It is rated at 20 amps and connects to the Under-Carpet Track. It is UL Listed.
Notes
Includes an integrated, resettable 20-amp Class A GFCI device.
Whip length is 15" and uses a receptacle location on the Overlay Performance Wall.
To continue a run of track and hubs, order Logic Reach under-carpet track (Y1470.) and electrical hub (Y1480.) separately.
Dimensions



Specification Information		
Step 1.		
Y1465.	<input type="checkbox"/> A	
Step 2. Circuit		
A	circuit a	<input type="checkbox"/> A
Step 3. Direction		
L	left facing whip	<input type="checkbox"/> A
R	right facing whip	<input type="checkbox"/> A
Prices for Steps 1-3.		
	L	R
Y1465. A	\$1011	1011
Step 4. Surface Finish		
DCR	dark carbon	<input type="checkbox"/> A
DVP	dark mineral	<input type="checkbox"/> A

Logic Reach™ Under Carpet Track

Y1470.



Product Information

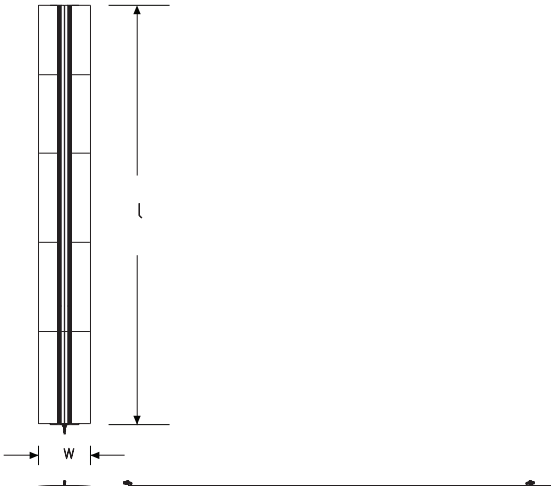
Description

This Logic Reach™ Under Carpet Track attaches to a Logic Reach start and routes single circuit power and either flat or round Category 5 or Category 6 data wires to an Electrical Hub. Ramps are included in track specification. Attachment hardware not included. Track is rated at 20 amps. It is ADA compliant and UL Listed.

Notes

Product not compatible with Chicago Electrical Code.
Track must be covered by carpet tiles.
Attachment hardware not included. See planning guide for hardware suggestions based on floor type.
Thickness of flat data track and ramp is 3/16" and width is 9 7/8". Thickness of round data track is 5/16" and width is 18 1/8".
Flat data track application can accommodate up to 2 Category 5 or Category 6 flat data cables. Round data track application can accommodate up to 8 Category 5 or Category 6 round data cables.
Order Logic Reach start (Y1450., Y1451., Y1460., Y1461., Y1462., Y1464., Y1465.) and electrical hub (Y1480.) separately.

Dimensions



Specification Information

Step 1.

Y1470. ☐ A

Step 2. Circuit

A circuit a ☐ A

Step 3. Track Type

- 1 power and flat data track ☐ A
- 2 power and round data track ☐ A

Step 4. Length

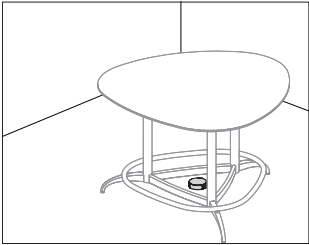
- 036 36" long ☐ A
- 048 48" long ☐ A
- 060 60" long ☐ A
- 072 72" long ☐ A
- 084 84" long ☐ A
- 096 96" long ☐ A
- 108 108" long ☐ A
- 120 120" long ☐ A
- 132 132" long ☐ A
- 144 144" long ☐ A

Prices for Steps 1-4.

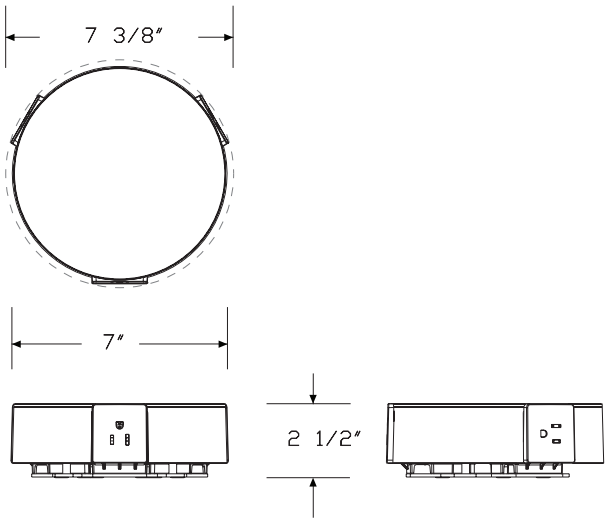
			036	048	060	072	084	096
Y1470. A	1		\$421	442	468	489	512	534
	2		\$540	569	602	634	668	719
					108	120	132	144
Y1470. A	1				\$581	605	629	676
	2				\$802	881	968	1034

Logic Reach™ Electrical Hub

Y1480.

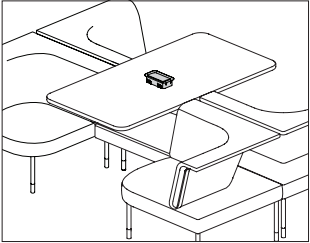


Product Information
Description This Logic Reach™ Electrical Hub connects to a Logic Reach Under-Carpet Track to provide 3 AC single circuit A power receptacles. The Electrical hub attaches to the subfloor. Attachment hardware not included. Hub is rated at 20 amps with 15-amp receptacles and is UL Listed.
Notes Each receptacle is oriented differently to accommodate typical plug configurations including offset power supply transformers. Attachment hardware not included. See planning guide for hardware suggestions based on floor type. Electrical hub can accommodate carpet thickness up to 0.28". Order Logic Reach start (Y1450., Y1451., Y1460., Y1461., Y1462., Y1464., Y1465.) and under-carpet track (Y1470.) separately.
Dimensions



Specification Information
Step 1. Y1480. <input type="checkbox"/> A
Step 2. Circuit A circuit a <input type="checkbox"/> A
Prices for Steps 1-2. Y1480. A \$442
Step 3. Surface Finish DCR dark carbon <input type="checkbox"/> A +\$0 DVP dark mineral <input type="checkbox"/> A +\$0

Thrive™ Power and Data Support

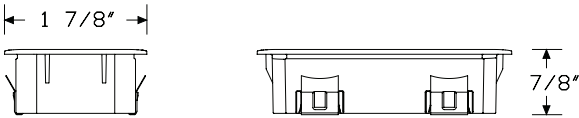
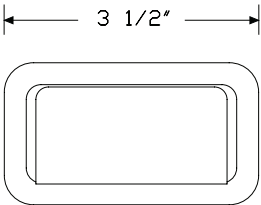


Product Information

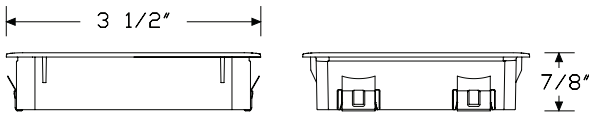
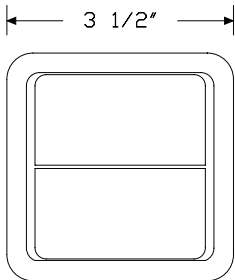
Description
This Logic Power Access Solutions™ plastic grommet is available in mini rectangle or mini square configuration. The integrated flaps can hide the things below the surface while also retaining power and data cords.

Notes
This grommet is installed in some HermanMiller applications. Verify your application before ordering grommet separately.

Dimensions



Grommet - Rectangle



Grommet - Square

Specification Information

Step 1.
Y1412.

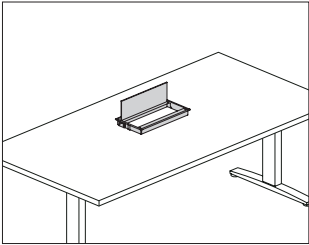
Step 2. Configuration		
1	mini rectangle grommet	
2	mini square grommet	

Prices for Steps 1-2.		
Y1412.	1	\$42
	2	\$47

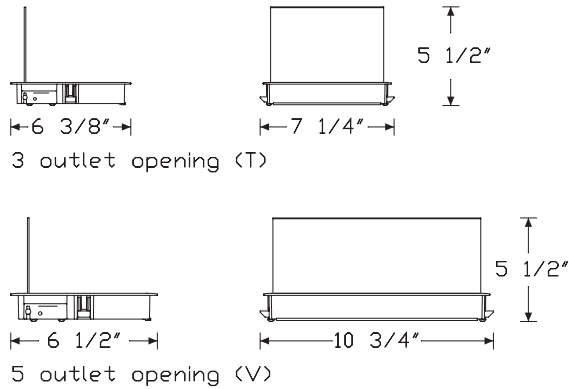
Step 3. Finish		
91	white (CP)	+\$0
98	studio white (CP)	+\$0
BK	black	+\$0
G1	graphite (CP)	+\$0
UBK	ultra black (CP)	+\$0

Logic G1200 Grommet Pass Thru

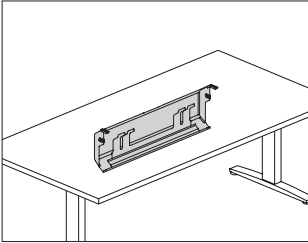
Y1420.



Product Information
Description
This Logic Power Access Solutions™ grommet mounted metal enclosure provides access to cords kept beneath the surface. The unit has an integrated cord keeper.
Notes
Unit size is based on the grommet mounted electrical distributor (Y1425.) with simplex receptacles.
Dimensions



Specification Information
Step 1.
Y1420.
Step 2. Configuration
T three outlet opening
V five outlet opening
Prices for Steps 1-2.
Y1420. T \$303
V \$333
Step 3. Finish
613 silver (CP) +\$0
UBK ultra black (CP) +\$0
91 white (CP) <input type="checkbox"/> +\$0
98 studio white (CP) <input type="checkbox"/> +\$0
BK black <input type="checkbox"/> +\$0
G1 graphite (CP) <input type="checkbox"/> +\$0

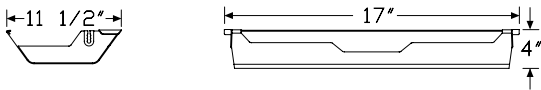


Product Information

Description

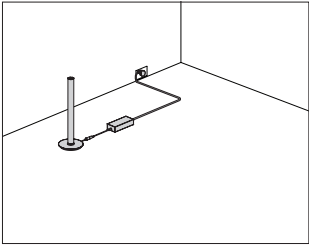
This Logic Power Access Solutions™ stand-alone cable management tray mounts to the underside of most surfaces. It can be used with a Logic unit for cord storage, or used alone with cords routed through the back side of the unit. Tray drops down and holds cords in place while working and can be easily stowed back in place.

Dimensions

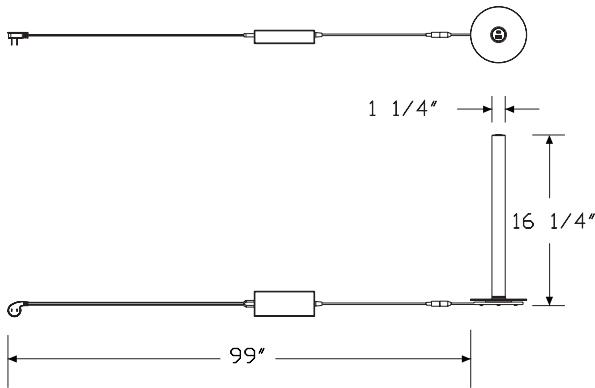


Specification Information

Step 1.		
Y1424.		
Step 2. Size		
17	17" wide tray	
Prices for Steps 1-2.		
Y1424. 17		\$333
Step 3. Finish		
613	silver (CP)	+\$0
SNA	satin aluminum	+\$0
SNB	satin bronze	+\$0
SNC	satin carbon	+\$0
UBK	ultra black (CP)	+\$0
91	white (CP) A	+\$0
98	studio white (CP) A	+\$0
BK	black A	+\$0
G1	graphite (CP) A	+\$0

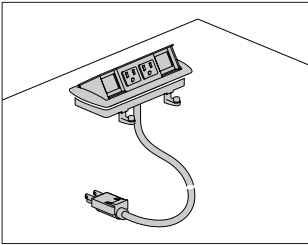


Product Information
Description
This freestanding micro tower has 1 USB-A port and 1 USB-C port. It plugs into an AC outlet and is designed to sit on the floor. It is ETL Listed. Cord is black.
Notes
Cord length is 8¼ feet.
USB-A port is rated at 12W; USB-C port is rated at 60W.
Dimensions



Specification Information
Step 1.
Y1490. A
Step 2. Configuration
1 configured with 1 USB-A port and 1 USB-C port A
Prices for Steps 1-2.
Y1490. 1 \$873
Step 3. Surface Finish

Sand Texture Paint		
98	studio white (CP) A	+\$0
BK	black A	+\$0
UBK	ultra black (CP) A	+\$0

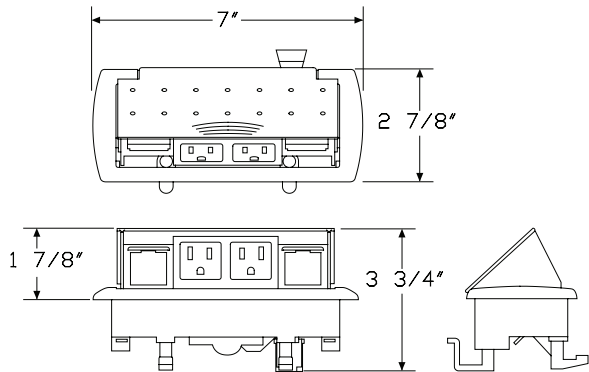


Product Information

Description
This electrical distributor mounts flush in a surface and has a one-touch pop-up mechanism for accessing power and data. It has 2 simplex receptacles and 2 data openings, and is available with a power cord with plug end, or electrical conduit for hardwire connection. A voice/data adapter kit is included, allowing the data openings to accept various manufacturers' couplers and jacks. Attachment hardware and cord/cable clips are also included. Product is UL listed.

Notes
Field cutting of surface may be required. Information on surface cutout size is included on instruction sheet.

Dimensions



Specification Information

Step 1.
Y1321.

Step 2. Power Type
A power cord with plug end
B conduit with open end, for hard-wiring

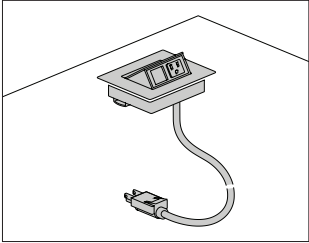
Step 3. Cord/Conduit Length
03 3' cord/conduit
06 6' cord/conduit
10 10' cord/conduit
20 20' cord/conduit

Prices for Steps 1-3.

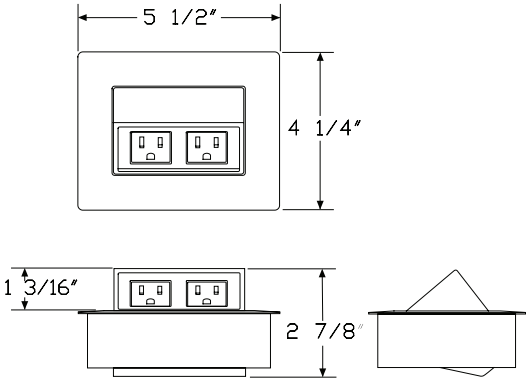
	03	06	10	20
Y1321. A	\$308	308	322	395
B	\$386	386	401	473

Step 4. Wiring Type
4Z standard +\$0

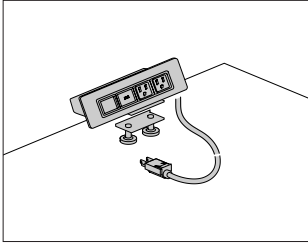
Step 5. Finish
0H black +\$0



Product Information
Description
This electrical distributor mounts flush in a surface and has a one-touch pop-up mechanism for accessing power and data. It can be configured with 2 simplex receptacles, or 1 simplex receptacle and 1 data opening. The distributor is available with a power cord with plug end, or electrical conduit for hardwire connection. A voice/data adapter kit is included, allowing the data openings to accept various manufacturers' couplers and jacks. Attachment hardware and cord/cable clips are also included. Product is UL listed.
Notes
Field cutting of surface may be required. Information on surface cutout size is included on instruction sheet.
Distributor with PVC-free wiring option (LZ) is Cradle to Cradle Silver Certified.
Distributor with silver finish option (0I) or white finish option (0J) and standard wiring (4Z) has painted metal trim with white plastic simplex/data interior. Distributor with black finish option (0H) and standard wiring (4Z) has black painted trim with black plastic simplex/data interior. Distributor with PVC-free wiring option (LZ) has black plastic simplex/data interior, regardless of the finish color.
Dimensions



Specification Information						
Step 1.						
Y1322.						
Step 2. Configuration						
1	1 simplex receptacle, 1 data opening					
2	2 simplex receptacles					
Step 3. Power Type						
A	power cord with plug end					
B	conduit with open end, for hard-wiring					
Step 4. Cord/Conduit Length						
03	3' cord/conduit					
06	6' cord/conduit					
10	10' cord/conduit					
20	20' cord/conduit					
Prices for Steps 1-4.						
			03	06	10	20
Y1322.	1	A	\$366	366	379	451
		B	\$442	442	455	525
	2	A	\$386	386	401	473
		B	\$464	464	479	552
Step 5. Wiring Type						
4Z	standard					+\$0
LZ	PVC-free					+\$39
Step 6. Finish						
0H	black					+\$0
0I	silver					+\$0
0J	white					+\$0



Product Information

Description

This electrical distributor can grommet-mount flush in a surface, or clamp-mount to the edge. It can be configured with several combinations of simplex receptacles, data openings, and USB charging ports. The distributor is available with a power cord with plug end, or electrical conduit for hardwire connection. A voice/data adapter kit is included, allowing the data openings to accept various manufacturers' couplers and jacks. Attachment hardware and cord/cable clips are also included. Product is UL listed.

Notes

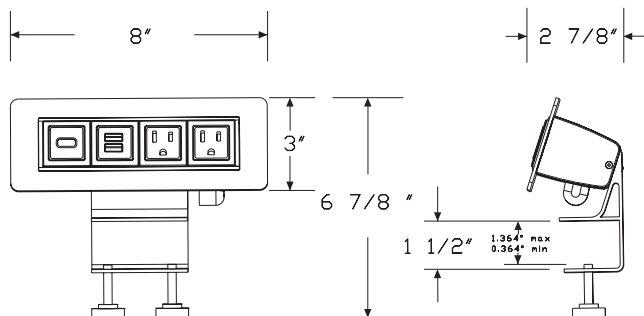
Field cutting of surface may be required. Information on surface cutout size is included on instruction sheet.

Silver option (0I) and white option (0J) have painted metal trim with white plastic simplex/data interiors. Black option (0H) has black painted trim with black plastic simplex/data interior.

Overall width for distributor with 4 openings is 8" wide. Overall width for distributor with 6 openings is 11" wide.

USB port charges at 2.1 amps.

Dimensions



Specification Information

Step 1.

Y1323.

Step 2. Configuration

3	2 simplex receptacles, 2 data openings
4	3 simplex receptacles, 3 data openings
5	2 simplex receptacles, 1 data opening, 1 charging USB port
6	3 simplex receptacles, 2 data opening, 1 charging USB port

Step 3. Power Type

A	power cord with plug end
B	conduit with open end, for hard-wiring

Step 4. Cord/Conduit Length

03	3' cord/conduit
06	6' cord/conduit
10	10' cord/conduit
20	20' cord/conduit

Step 5. Attachment

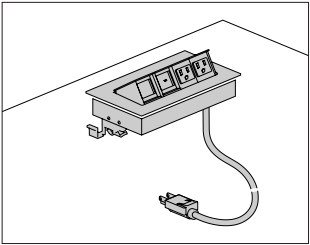
G	grommet mount
S	surface clamp

Prices for Steps 1-5.

			03G	03S	06G	06S	10G	10S
Y1323.	3	A	\$415	415	415	415	433	433
		B	\$493	493	493	493	510	510
	4	A	\$517	517	517	517	530	530
		B	\$599	599	599	599	613	613
	5	A	\$580	580	580	580	597	597
		B	\$662	662	662	662	674	674
	6	A	\$681	681	681	681	699	699
		B	\$764	764	764	764	778	778

							20G	20S
Y1323.	3	A					\$504	504
		B					\$578	578
	4	A					\$606	606
		B					\$681	681
	5	A					\$668	668
		B					\$773	773
	6	A					\$768	768
		B					\$879	879

Step 6. Finish		
0H	black	+\$0
0I	silver	+\$0
0J	white	+\$0



Product Information

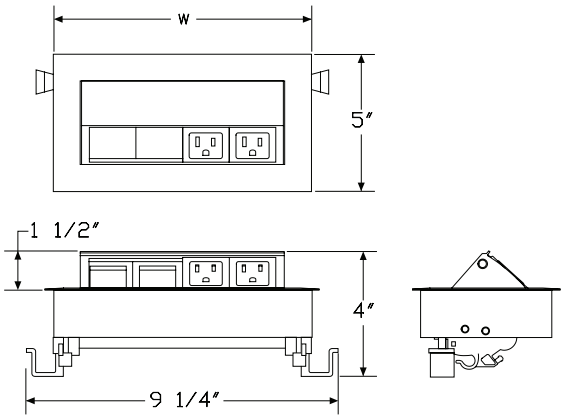
Description

This electrical distributor mounts flush in a surface and has a one-touch pop-up mechanism for accessing power and data. It can be configured with several combinations of simplex receptacles, data openings, and USB charging ports. The distributor is available with a power cord with plug end, or electrical conduit for hardwire connection. A voice/data adapter kit is included, allowing the data openings to accept various manufacturers' couplers and jacks. Attachment hardware and cord/cable clips are also included. Product is UL listed.

Notes

Field cutting of surface may be required. Information on surface cutout size is included on instruction sheet.
Distributor with PVC-free wiring option (LZ) is Cradle to Cradle Silver Certified.
Distributor with silver anodized finish option (OK) and standard wiring (4Z) has anodized trim with white plastic simplex/data interior. Distributor with silver anodized finish option (OK) and PVC-free wiring (LZ) has anodized trim with black plastic simplex/data interior.
Overall width for distributor with openings is 8 1/4" wide. Overall width for distributor with 7 openings is 12 3/4" wide.
USB port charges at 2.1 amps.

Dimensions



Specification Information

Step 1.

Y1324.

Step 2. Configuration

3	2 simplex receptacles, 2 data openings
5	3 simplex receptacles, 4 data openings
6	2 simplex receptacles, 1 data opening, 1 charging USB port
7	3 simplex receptacles, 3 data opening, 1 charging USB port
8	3 simplex receptacles, 2 data opening, 2 charging USB ports

Step 3. Power Type

A	power cord with plug end
B	conduit with open end, for hard-wiring

Step 4. Cord/Conduit Length

03	3' cord/conduit
06	6' cord/conduit
10	10' cord/conduit
20	20' cord/conduit

Prices for Steps 1-4.

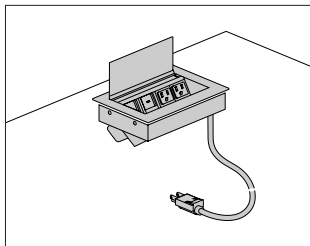
		03	06	10	20
Y1324.	3 A	\$578	578	594	666
	B	\$657	657	674	743
	5 A	\$742	742	758	828
	B	\$821	821	831	901
	6 A	\$743	743	758	828
	B	\$824	824	839	911
	7 A	\$907	907	925	997
	B	\$988	988	1000	1069
	8 A	\$1073	1073	1087	1160
	B	\$1154	1154	1164	1232

Step 5. Wiring Type

4Z	standard	+\$0
LZ	PVC-free	+\$39

Step 6. Finish

OK	silver anodized	+\$0
----	-----------------	------



Product Information

Description

This electrical distributor mounts flush in a surface and has a flip-up lid for accessing power and data from above or below the surface. The flip lid can be closed once devices are connected for a clean visual appearance. It can be configured with several combinations of simplex receptacles, data openings, and USB charging ports. The distributor is available with a power cord with plug end, or electrical conduit for hardwire connection. A voice/data adapter kit is included, allowing the data openings to accept various manufacturers' couplers and jacks. Attachment hardware and cord/cable clips are also included. Product is UL listed.

Notes

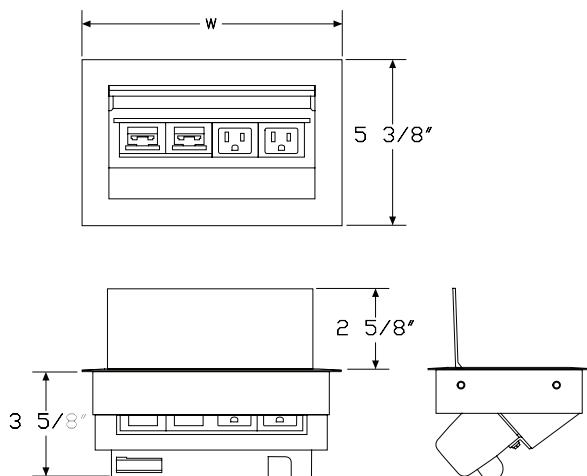
Field cutting of surface may be required. Information on surface cutout size is included on instruction sheet.

Silver anodized option (0K) has anodized trim with white plastic simplex/data interior.

Overall width for distributor with 4 openings is 8 $\frac{3}{8}$ " wide. Overall width for distributor with 6 openings is 11 $\frac{3}{8}$ " wide.

USB port charges at 2.1 amps.

Dimensions



Specification Information

Step 1.

Y1325.

Step 2. Configuration

3	2 simplex receptacles, 2 data openings
7	3 simplex receptacles, 3 data openings
5	2 simplex receptacles, 1 data opening, 1 charging USB port
6	3 simplex receptacles, 2 data opening, 1 charging USB port

Step 3. Power Type

A	power cord with plug end
B	conduit with open end, for hard-wiring

Step 4. Cord/Conduit Length

03	3' cord/conduit
06	6' cord/conduit
10	10' cord/conduit
20	20' cord/conduit

Prices for Steps 1-4.

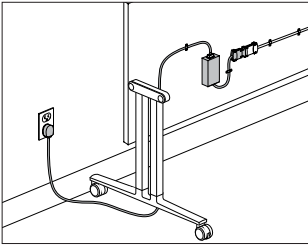
			03	06	10	20
Y1325.	3	A	\$680	680	698	767
		B	\$762	762	773	844
	7	A	\$782	782	801	870
		B	\$864	864	878	950
	5	A	\$849	849	864	934
		B	\$929	929	941	1010
	6	A	\$950	950	965	1038
		B	\$1028	1028	1045	1114

Step 5. Finish

0K	silver anodized					+\$0
----	-----------------	--	--	--	--	------

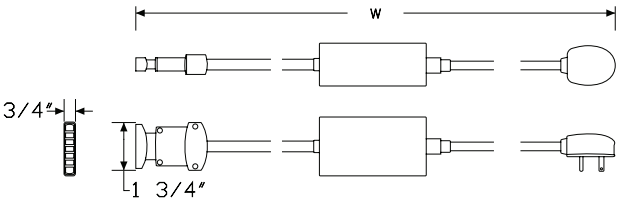
Connect™ Single Circuit Electrical Power Entry

Y1377.



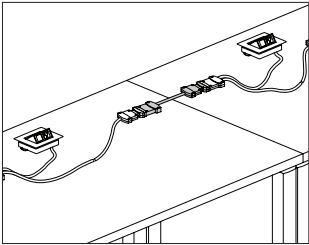
Product Information
Description
This standard receptacle 15-amp power entry provides power for single circuit electrical distributors. Up to 8 single circuit modular electrical distributors can be daisy chained and connected in any order. If more than 8 units are connected to this power entry, the system automatically shuts down and a red LED illuminates. A green LED indicates that more units can be connected and the system is ready. Standard attachment hardware is included.
Notes
UL listed when used in conjunction with most Everywhere™ fixed height tables.
Order electrical distributors (Y1372., Y1373., Y1374., Y1375.) and single circuit jumpers (Y1378.) separately.
Dimensions

Specification Information
Step 1.
Y1377.
Step 2. Cord Length
066' long
1010' long
Prices for Steps 1-2.
Y1377. 06\$678
10\$712

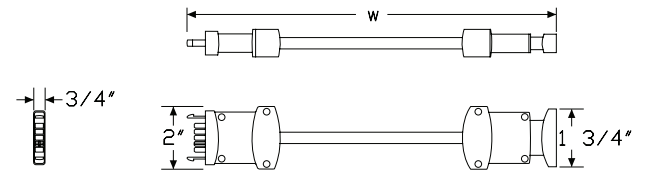


Connect™ Single Circuit Electrical By-Pass Jumper

Y1378.



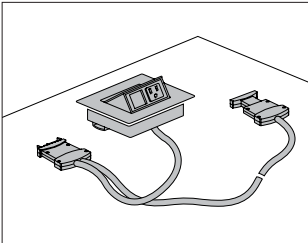
Product Information
<p>Description</p> <p>This electrical jumper provides additional length for the Connect™ single circuit modular electrical system. Jumpers are available in a variety of lengths and count as one of the 8 electrical distributors allowed per power entry.</p>
<p>Notes</p> <p>UL listed when used in conjunction with most Everywhere™ fixed height tables.</p> <p>Order electrical distributors (Y1372., Y1373., Y1374., Y1375.) and single circuit power entry (Y1377.) separately.</p>
<p>Dimensions</p>



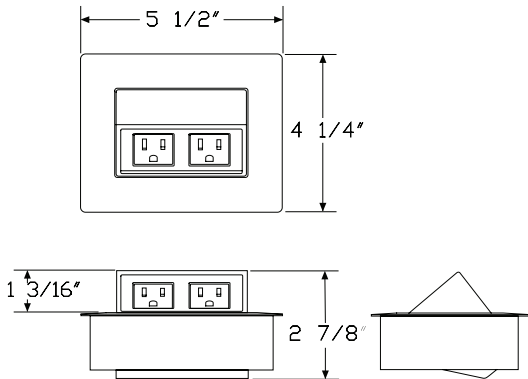
Specification Information	
Step 1.	
Y1378.	
Step 2. Cord Length	
12	12" long
24	24" long
36	36" long
48	48" long
60	60" long
Prices for Steps 1-2.	
Y1378. 12	\$144
24	\$155
36	\$170
48	\$184
60	\$194

Connect™ - S720 - Connect Single
Circuit Power Unit

Y1372.



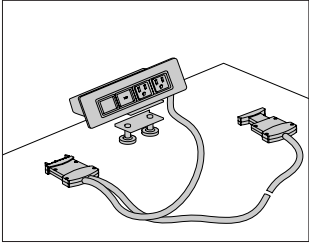
Product Information
Description
This dedicated modular single circuit electrical distributor mounts flush in a surface and has a one-touch pop-up mechanism for accessing power and data. It can be configured with 2 simplex receptacles, or 1 simplex receptacle and 1 data opening. Cord length is 60". A maximum of 8 single circuit electrical distributors can be daisy chained per power entry. A voice/data adapter kit is included, allowing the data openings to accept various manufacturers couplers and jacks. Attachment hardware and cord/cable clips are also included.
Notes
Field cutting of surface may be required. For information on surface cutout size, see included instruction sheet.
UL listed when used in conjunction with most Everywhere™ fixed height tables.
To gang tables together per electrical code requirements, order ganging bracket kit (Y1338.) separately.
Order single circuit power entry (Y1377.) separately.
Where lengths of greater than 60" are needed, order single circuit jumpers (Y1378.) separately. Each single circuit jumper counts toward the 8 allowed electrical distributors per power entry.
Silver option (0I) and white option (0J) have painted metal trim with white plastic simplex/data interiors. Black option (0H) has black painted trim with black plastic simplex/data interior.
Dimensions



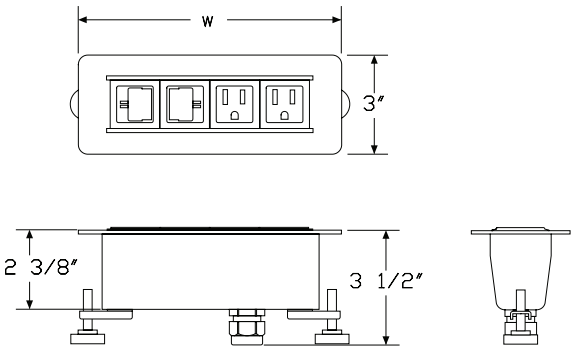
Specification Information
Step 1.
Y1372.
Step 2. Configuration
11 simplex receptacle, 1 data opening
22 simplex receptacles
Step 3. Cord Length
6060" long
Prices for Steps 1-3.
60
Y1372. 1
\$530
2
\$553
Step 4. Finish
0Hblack
+\$0
0Isilver
+\$0
0Jwhite
+\$0

Connect™ - S730 - Connect Single
Circuit Power Unit

Y1373.



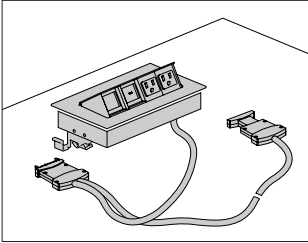
Product Information
Description
This dedicated modular single circuit electrical distributor mounts flush in a surface or with an edge clamp mount. It has 2 simplex receptacles and 2 data openings, or 2 simplex receptacles and 1 data opening and 1 USB charging port, and a 60" cord. A maximum of 8 single circuit electrical distributors can be daisy chained per power entry. A voice/data adapter kit is included, allowing the data openings to accept various manufacturers' couplers and jacks. Attachment hardware and cord/cable clips are also included.
Notes
Field cutting of surface may be required. For information on surface cutout size, see included instruction sheet.
UL listed when used in conjunction with most Everywhere™ fixed height tables.
To gang tables together per electrical code requirements, order ganging bracket kit (Y1338.) separately.
Order single circuit power entry (Y1377.) separately.
Where lengths of greater than 60" are needed, order single circuit jumpers (Y1378.) separately. Each single circuit jumper counts toward the 8 allowed electrical distributors per power entry.
Silver option (OI) and white option (OJ) have painted metal trim with white plastic simplex/data interiors. Black option (OH) has black painted trim with black plastic simplex/data interior.
USB port charges at 2.1 amps.
Dimensions



Specification Information				
Step 1.				
Y1373.				
Step 2. Configuration				
3	2 simplex receptacles, 2 data openings			
4	2 simplex receptacles, 1 data opening, 1 charging USB port			
Step 3. Cord Length				
60	60" long			
Step 4. Attachment				
G	grommet mount			
S	surface clamp			
Prices for Steps 1-4.				
			G	S
Y1373.	3	60	\$599	580
	4	60	\$764	749
Step 5. Finish				
0H	black			+\$0
0I	silver			+\$0
0J	white			+\$0

Connect™ - S740 - Connect Single
Circuit Power Unit

Y1374.



Product Information

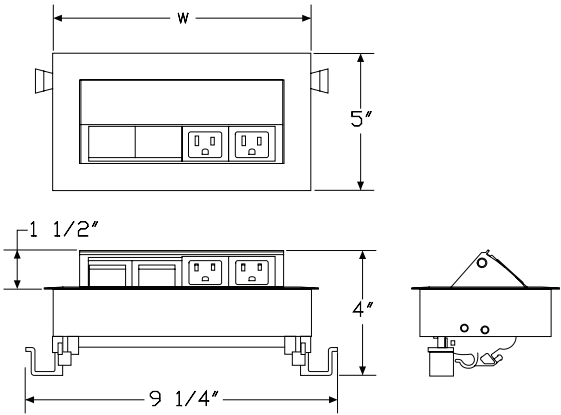
Description

This dedicated modular single circuit electrical distributor mounts flush in a surface and has a one-touch pop-up mechanism for accessing power and data. It has 2 simplex receptacles and 2 data openings, or 2 simplex receptacles and 1 data opening and 1 USB charging port, and a 60" cord. A maximum of 8 single circuit electrical distributors can be daisy chained per power entry. A voice/data adapter kit is included, allowing the data openings to accept various manufacturers' couplers and jacks. Attachment hardware and cord/cable clips are also included.

Notes

- Field cutting of surface may be required. For information on surface cutout size, see included instruction sheet.
- UL listed when used in conjunction with most Everywhere™ fixed height tables.
- To gang tables together per electrical code requirements, order ganging bracket kit (Y1338.) separately.
- Order single circuit power entry (Y1377.) separately.
- Where lengths of greater than 60" are needed, order single circuit jumpers (Y1378.) separately. Each single circuit jumper counts toward the 8 allowed electrical distributors per power entry.
- Silver anodized option (OK) has anodized trim with white plastic simplex/data interior.
- Overall width for distributor with 4 openings is 8 1/4" wide.
- USB port charges at 2.1 amps.

Dimensions

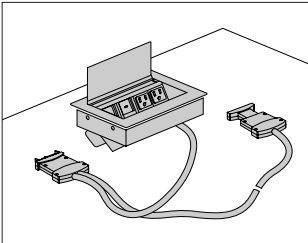


Connect™ - S740 - Connect Single
Circuit Power Unit *continued*

Specification Information		
Step 1.		
Y1374.		
Step 2. Configuration		
3	2 simplex receptacles, 2 data openings	
4	2 simplex receptacles, 1 data opening, 1 charging USB port	
Step 3. Cord Length		
60	60" long	
Prices for Steps 1-3.		
		60
Y1374. 3		\$741
4		\$905
Step 4. Finish		
0K	silver anodized	+\$0

Connect™ - S750 - Connect Single
Circuit Power Unit

Y1375.



Product Information

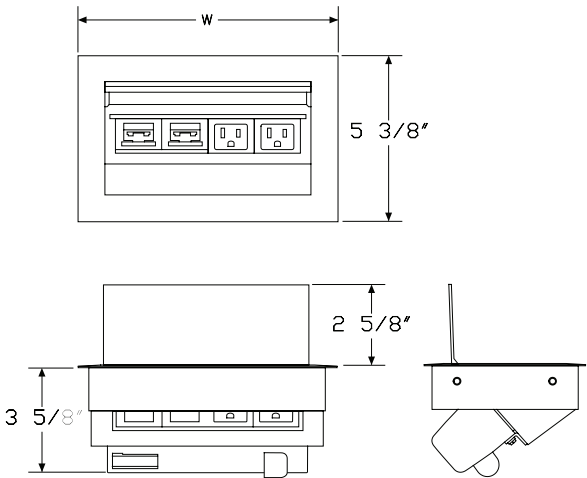
Description

This dedicated modular single circuit electrical distributor mounts flush in a surface and has a flip-up lid for accessing power and data from above or below the surface. The lid can be closed once devices are connected for a clean visual appearance. The distributor has 2 simplex receptacles and 2 data openings, or 2 simplex receptacles and 1 data opening and 1 USB charging port, and a 60" cord. A maximum of 8 single circuit electrical distributors can be daisy chained per power entry. A voice/data adapter kit is included, allowing the data openings to accept various manufacturers' couplers and jacks. Attachment hardware and cord/cable clips are also included.

Notes

- Field cutting of surface may be required. For information on surface cutout size, see included instruction sheet.
- UL listed when used in conjunction with most Everywhere™ fixed height tables.
- To gang tables together per electrical code requirements, order ganging bracket kit (Y1338.) separately.
- Order single circuit power entry (Y1377.) separately.
- Where lengths of greater than 60" are needed, order single circuit jumpers (Y1378.) separately. Each single circuit jumper counts toward the 8 allowed electrical distributors per power entry.
- Silver anodized option (OK) has anodized trim with white plastic simplex/data interior.
- Overall width for distributor with 4 openings is 8³/₈" wide.
- USB port charges at 2.1 amps.

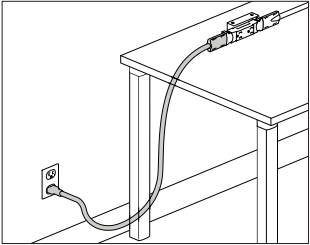
Dimensions



Connect™ - S750 - Connect Single
Circuit Power Unit *continued*

Specification Information		
Step 1.		
Y1375.		
Step 2. Configuration		
3	2 simplex receptacles, 2 data openings	
4	2 simplex receptacles, 1 data opening, 1 charging USB port	
Step 3. Cord Length		
60	60" long	
Prices for Steps 1-3.		
		60
Y1375. 3		\$840
4		\$1007
Step 4. Finish		
0K	silver anodized	+\$0

Connect™-Power Entry with Plug End, Y1342.
20 Amp



Product Information

Description

This corded power entry brings power from a building's 20-amp electrical outlet to the end of a 2 circuit duplex receptacle. It distributes 1 circuit only. UL/CUL recognized.

Notes

Only Connect™ duplex receptacle, 2-circuit, 15 amp circuit I (Y1345.1) receptacles can be used with this product as circuit I is the only active circuit. Connect modular power products are not compatible with electrical components used in Herman Miller systems or desking product lines.

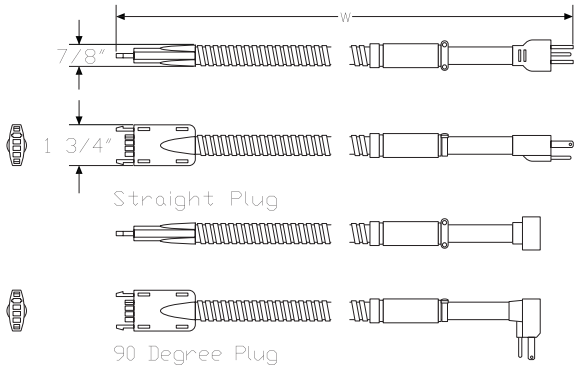
When routing power to an adjacent desk or table, surfaces must be ganged together. Order ganging bracket kit (Y1338.) separately.

When using power entry with plug end, electrical system will be UL recognized, not UL listed.

Power entry does not meet requirements for use in San Francisco.

Power entry has a combination of black liquid tight conduit and 3/8" silver metallic conduit.

Dimensions



Specification Information

Step 1.

Y1342.

Step 2. Length

06	6' long
10	10' long

Step 3. Plug Type

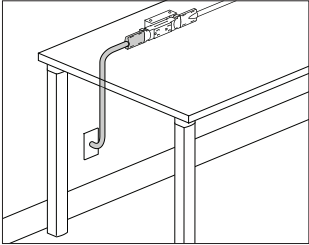
A	straight plug
B	90° plug

Prices for Steps 1-3.

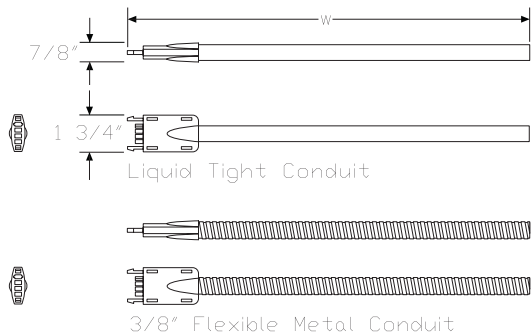
		A	B
Y1342.	06	\$313	313
	10	\$365	365

Connect™-Power Entry, 2-Circuit

Y1341.



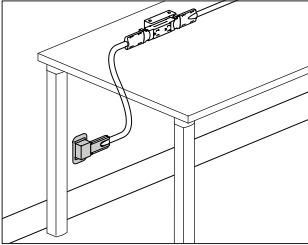
Product Information
Description
This power entry connects a building's electrical from a wall, floor, or column to the end of a 2 circuit duplex receptacle and distributes up to 2 20-amp circuits. UL 183 listed, CUL Certified.
Notes
Connect™ modular power products are not compatible with electrical components used in Herman Miller systems or desking product lines.
When routing power to an adjacent desk or table, surfaces must be ganged together. Order ganging bracket kit (Y1338.) separately.
Power entry can be field cut to the appropriate length.
For San Francisco, specify 3/8" flex metallic conduit option (C).
Finish color on liquid tight conduit is black. Finish color on metallic conduit is silver.
A licensed electrician must wire the power entry to the building's electrical system.
Dimensions



Specification Information		
Step 1.		
Y1341.		
Step 2. Length		
06	6' long	
12	12' long	
18	18' long	
24	24' long	
Step 3. Conduit Type		
L	liquid tight conduit	
C	3/8" flex metallic conduit	
Prices for Steps 1-3.		
	L	C
Y1341. 06	\$210	210
12	\$276	276
18	\$341	341
24	\$423	423

Connect™ - Modular Power Entry, 2
Circuit, Architectural Wall Receptacle
Box

Y1349.



Product Information

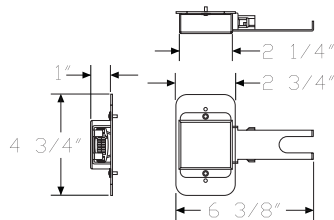
Description

This black receptacle box provides a modular power connection to building power at the wall in a standard receptacle box allowing for the electrical jumper to be easily removed when not in use. Product is UL listed when installed by a licensed electrician.

Notes

Connect™ modular power products are not compatible with electrical components used in Herman Miller systems or desking product lines.
Includes mounting plate, modular connection with wiring, and cover.
Jumper (Y1343.) plugs into the receptacle box modular power entry.
Works with Connect 2-circuit products only.

Dimensions



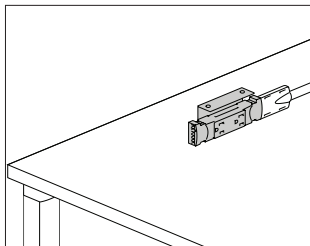
Specification Information

Step 1.

Y1349.

\$157

Connect™-Duplex Receptacle, Y1345. 2-Circuit, 15 Amp



Product Information

Description

This duplex receptacle attaches beneath a desk or table to provide electrical access. It has connection points at both ends for attaching a power entry or 2-circuit power jumper. Finish is black. Attachment bracket and hardware included. UL 183 listed, CUL Certified.

Notes

Connect™ modular power products are not compatible with electrical components used in Herman Miller systems or desking product lines.

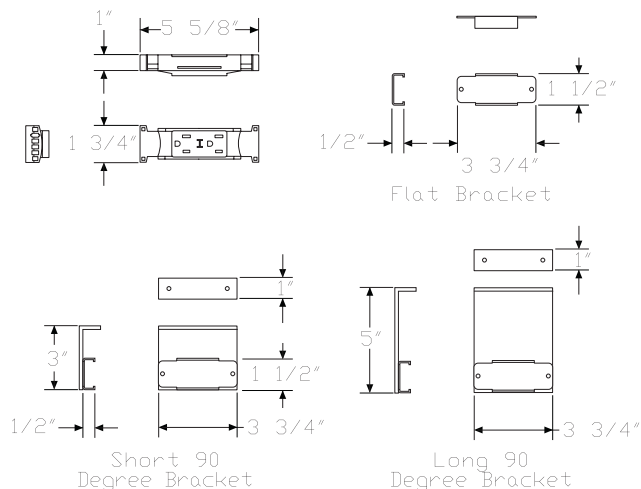
When routing power to an adjacent desk or table, surfaces must be ganged together. Order ganging bracket kit (Y1338.) separately.

Receptacle is labeled as I or II for circuit identification.

To route power from building to receptacle, order power entry, 2-circuit (Y1341.) or power entry with plug end, 20 amp (Y1342.) separately. Power entry with plug end distributes 1 circuit only.

To route power between receptacles, order power jumper, 2-circuit (Y1343.) separately.

Dimensions



Specification Information

Step 1.

Y1345.

Step 2. Circuit

- 1 circuit I
- 2 circuit II

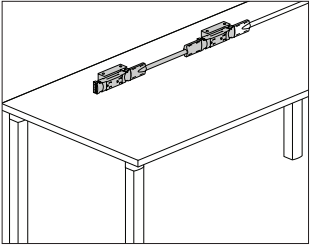
Step 3. Attachment Hardware

- A flat attachment to underside of surface
- B short 90° attachment to underside of surface
- C long 90° attachment to underside of surface

Prices for Steps 1-3.

	A	B	C
Y1345. 1	\$109	118	118
2	\$109	118	118

Connect™-Dual Receptacle Power Kit, 2-Circuit Y1340.



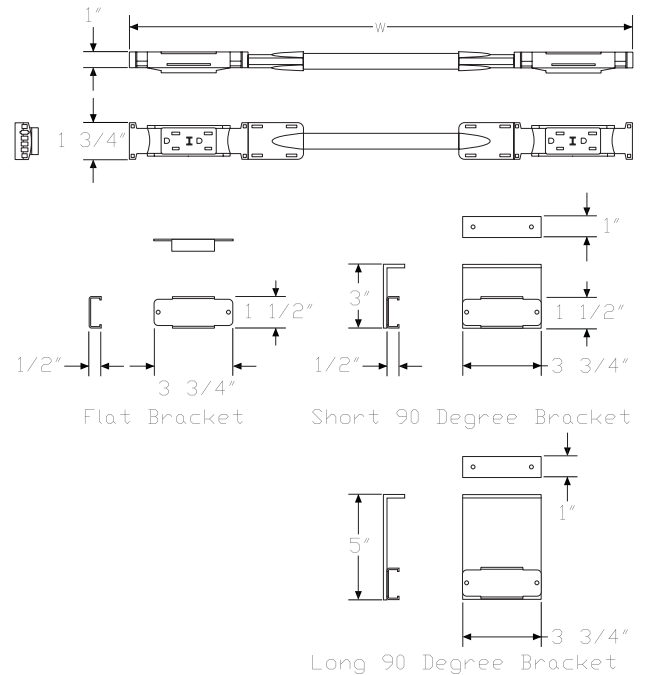
Product Information Description

This single-sided power kit attaches to the underside of a desk or table to provide electrical access and distributes up to 2 20-amp circuits. Receptacles, power jumper, conduit clips, and attachment hardware included. UL 183 listed, CUL Certified.

Notes

- Connect™ modular power products are not compatible with electrical components used in Herman Miller systems or desking product lines.
- Match width of power kit to width of surface.
- When routing power to an adjacent desk or table, surfaces must be ganged together. Order ganging bracket kit (Y1338.) separately.
- Receptacles are labeled as I or II for circuit identification.
- 36"-wide power kit uses a receptacle-to-receptacle block connector in place of a jumper to connect the receptacles together.
- To route power from building to power kit, order power entry, 2-circuit (Y1341.) or power entry with plug end, 20 amp (Y1342.) separately. Power entry with plug end distributes 1 circuit only.
- To connect power kits between adjacent desks or tables, order power jumper, 2-circuit (Y1343.) separately.
- For San Francisco, specify 3/8" flex metallic conduit option (C).
- Receptacle finish is black. Finish color on liquid tight conduit is black. Finish on metallic conduit is silver.
- 36" - 54" wide kits have no conduit clips. 60" - 78" wide kits include 1 conduit clip. 84" - 96" wide kits include 2 conduit clips.
- To attach kit flush to bottom of surface, with receptacles facing down, specify flat attachment to underside of surface option (A).
- To attach kit perpendicular to bottom of surface, specify short 90° attachment to underside of surface option (B).

Dimensions



Connect™-Dual Receptacle Power Kit, 2-Circuit *continued*

Specification Information

Step 1.

Y1340.

Step 2. Width

36	36" wide
42	42" wide
48	48" wide
54	54" wide
60	60" wide
66	66" wide
72	72" wide
78	78" wide
84	84" wide
90	90" wide
96	96" wide

Step 3. Conduit Type

L	liquid tight conduit
C	3/8" flex metallic conduit

Step 4. Circuit

1	circuit I
2	circuit II

Step 5. Attachment Hardware

A	flat attachment to underside of surface
B	short 90° attachment to underside of surface
C	long 90° attachment to underside of surface

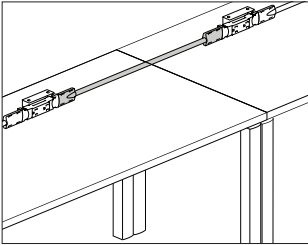
Prices for Steps 1-5.

		1A	1B	1C	2A	2B	2C
Y1340. 36 L							
		\$228	237	237	228	237	237
C							
		\$228	237	237	228	237	237
42 L							
		\$254	261	261	254	261	261
C							
		\$254	261	261	254	261	261
48 L							
		\$259	266	266	259	266	266
C							
		\$259	266	266	259	266	266
54 L							
		\$266	277	277	266	277	277
C							
		\$266	277	277	266	277	277
60 L							
		\$276	288	288	276	288	288
C							
		\$276	288	288	276	288	288
66 L							
		\$283	294	294	283	294	294
C							
		\$283	294	294	283	294	294
72 L							
		\$292	299	299	292	299	299
C							
		\$292	299	299	292	299	299

78 L	\$297	304	304	297	304	304
C	\$297	304	304	297	304	304
84 L	\$303	311	311	303	311	311
C	\$303	311	311	303	311	311
90 L	\$311	316	316	311	316	316
C	\$311	316	316	311	316	316
96 L	\$315	324	324	315	324	324
C	\$315	324	324	315	324	324

Connect™-Jumper, 2-Circuit

Y1343.



Product Information

Description

This power jumper distributes up to 2 20-amp circuits. It can be used between 2 receptacles or between 2 dual receptacle power kits. UL 183 listed, CUL Certified.

Notes

Connect™ modular power products are not compatible with electrical components used in Herman Miller systems or desking product lines.

When routing power to an adjacent desk or table, surfaces must be ganged together. Order ganging bracket kit (Y1338.) separately.

For San Francisco, specify 3/8" flex metallic conduit option (C).

When connecting dual receptacle power kits (Y1340.) between adjacent surfaces in a linear run, specify 24"-wide jumper.

When connecting dual receptacle power kits (Y1340.) at the outside corner of 2 24"-deep surfaces at 90°, specify 42"-wide jumper.

When connecting dual receptacle power kits (Y1340.) at the outside corner of 2 30"-deep surfaces at 90°, specify 48"-wide jumper.

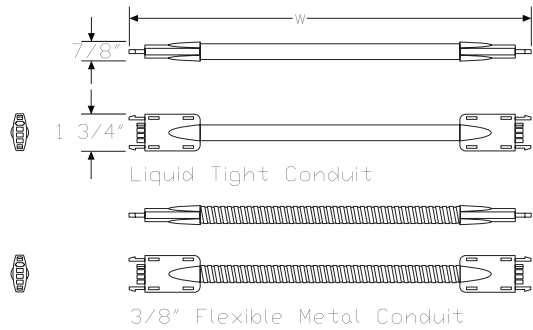
When connecting dual receptacle power kits (Y1340.) at the outside corner of 1 30"-deep and 1 24"-deep surface, specify 48"-wide jumper.

When connecting dual receptacle power kits (Y1340.) at the inside corner of 2 24" or 30"-deep surfaces, specify 30"-wide jumper.

Order the following products separately:

- 2-circuit dual receptacle power kit (Y1340.) or duplex receptacle, 2-circuit, 15 amp (Y1345.)
- Conduit clamps (Y1339.)
- Receptacle bracket (Y1347.) - for duplex receptacle, 2-circuit

Dimensions



Specification Information

Step 1.

Y1343.

Step 2. Width

06	6" wide
09	9" wide
12	12" wide
18	18" wide
24	24" wide
30	30" wide
36	36" wide
42	42" wide
48	48" wide
54	54" wide
60	60" wide
66	66" wide
72	72" wide
78	78" wide
84	84" wide
90	90" wide
96	96" wide
108	108" wide
120	120" wide
132	132" wide
144	144" wide

Step 3. Conduit Type

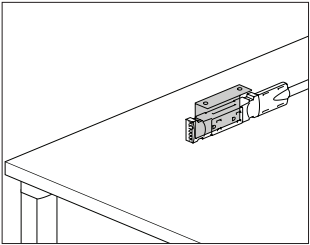
L	liquid tight conduit
C	3/8" flex metallic conduit

Prices for Steps 1-3.

	L	C
Y1343. 06	\$85	85
09	\$89	89
12	\$92	92
18	\$98	98
24	\$106	106
30	\$111	111
36	\$119	119
42	\$123	123
48	\$127	127
54	\$136	136
60	\$145	145
66	\$151	151
72	\$156	156
78	\$163	163
84	\$173	173
90	\$179	179
96	\$187	187
108	\$198	198
120	\$212	212
132	\$227	227
144	\$239	239

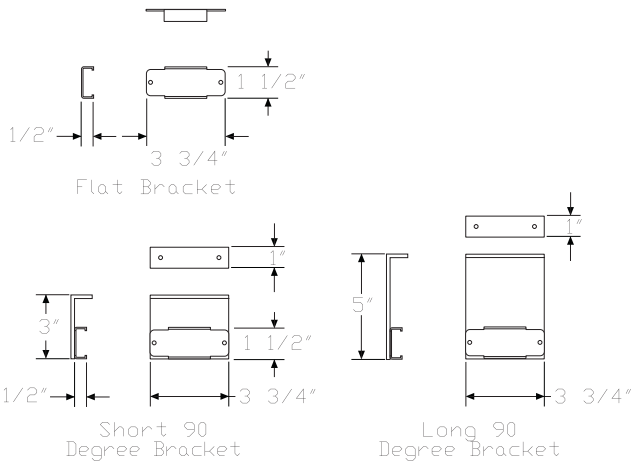
Connect™-Receptacle Brackets,
2-Circuit

Y1347.

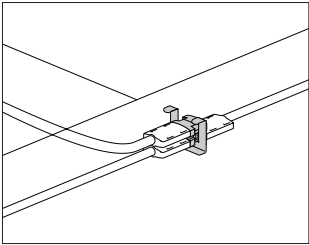


Product Information
Description
This bracket attaches a 2-circuit receptacle to a desk or table. Finish is black. Package of 10.
Notes
Connect™ modular power products are not compatible with electrical components used in Herman Miller systems or desking product lines.
To attach receptacle flush to bottom of surface, facing down, specify flat attachment to underside of surface option (A).
To attach receptacle perpendicular to bottom of surface, specify short 90° attachment to underside of surface option (B).
Order duplex receptacle, 2-circuit, 15 amp (Y1345.) separately.
Dimensions

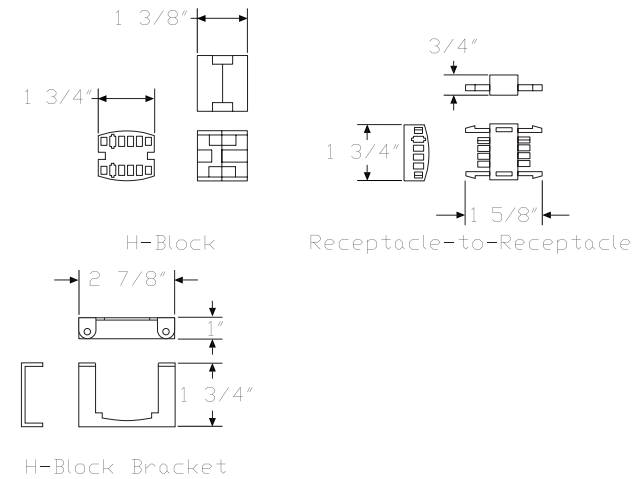
Specification Information
Step 1.
Y1347.
Step 2. Attachment Hardware
A flat attachment to underside of surface
B short 90° attachment to underside of surface
C long 90° attachment to underside of surface
Prices for Steps 1-2.
Y1347. A \$90
B \$139
C \$139



Connect™-Block Connector, 2-Circuit Y1344.



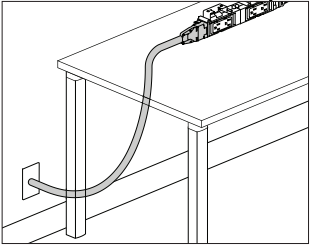
Product Information
Description
This block connects components together to distribute power. The H-block connector connects jumpers together at 2-, 3-, and 4-way connection points, or distributes power from a power entry to multiple components. The receptacle-to-receptacle connector connects 2 receptacles together. Finish is black. Attachment hardware included. UL 183 listed, CUL Certified.
Notes
Connect™ modular power products are not compatible with electrical components used in Herman Miller systems or desking product lines. When routing power to an adjacent desk or table, surfaces must be ganged together. Order ganging bracket kit (Y1338.) separately.
Dimensions



Specification Information
Step 1.
Y1344.
Step 2. Connector Type
H H-block connector
R receptacle-to-receptacle block connector
Prices for Steps 1-2.
Y1344. H \$54
R \$42

Connect™-Power Entry, 4-Circuit

Y1351.



Product Information

Description

This power entry connects a building's electrical from a wall, floor, or column to the end of a 4-circuit dual junction block power kit or junction block and distributes up to 4 20-amp circuits. UL 183 listed, CUL Certified.

Notes

Connect™ modular power products are not compatible with electrical components used in Herman Miller systems or desking product lines.

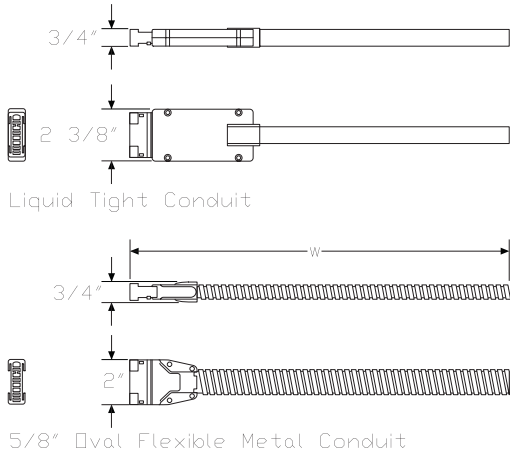
Power entry can be field cut to the appropriate length.

For San Francisco, specify 3/8" flex metallic conduit option (C).

Finish color on liquid tight conduit is black. Finish color on metallic conduit is silver.

A licensed electrician must wire the power entry to the building's electrical system.

Dimensions



Specification Information

Step 1.

Y1351.

Step 2. Length

06	6' long
12	12' long
18	18' long
24	24' long

Step 3. Conduit Type

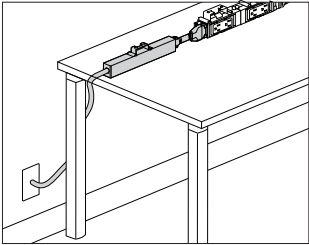
L	liquid tight conduit
C	3/8" flex metallic conduit

Prices for Steps 1-3.

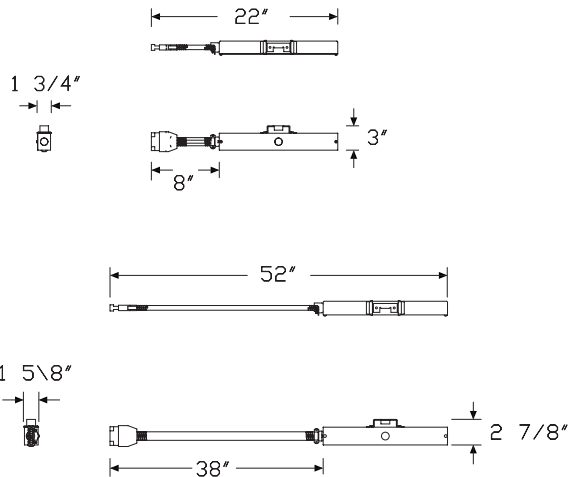
		L	C
Y1351.	06	\$228	228
	12	\$325	325
	18	\$424	424
	24	\$543	543

Connect™-Power Entry, 4-Circuit,
New York City

Y1352.



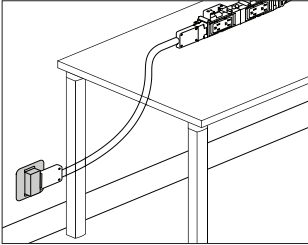
Product Information
Description
This power entry connects a building's electrical from a wall, floor, or column to the end of a 4-circuit dual junction block power kit or junction block and distributes up to 4 20-amp circuits. It includes a junction box and harness. UL 183 listed, CUL Certified.
Notes
Connect™ modular power products are not compatible with electrical components used in Herman Miller systems or desking product lines.
A licensed electrician must wire the power entry to the building's electrical system.
For use with Renew™ Link, specify 8" power entry (08).
For use with Layout Studio®, specify 38" power entry (38).
Dimensions



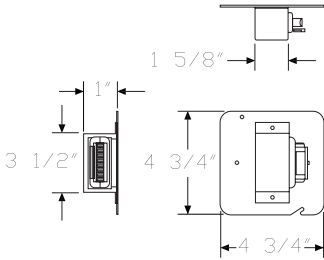
Specification Information
Step 1.
Y1352. A \$373
Step 2. Length
08 8" power entry A +\$0
38 38" power entry A +\$0

Connect™-Modular Power Entry, 4
Circuit, Architectural Wall Junction
Box

Y1359.



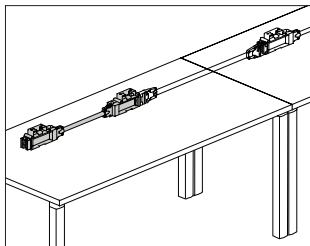
Product Information
Description
This black receptacle box provides a modular power connection to building power at the wall in a standard 2-gang electrical box allowing for the electrical jumper to be easily removed when not in use. Product is UL listed when installed by a licensed electrician.
Notes
Connect™ modular power products are not compatible with electrical components used in Herman Miller systems or desking product lines.
Includes mounting plate, modular connection with wiring, and cover.
Jumper (Y1353.) plugs into the receptacle box modular power entry.
Works with Connect 4-circuit products only.
Dimensions



Specification Information
Step 1.
Y1359.
\$177

Connect™-Dual Junction Block Power Kit, 4-Circuit

Y1350.



Product Information

Description

This power kit attaches to the underside of a desk or table to provide electrical access and distributes up to 4 20-amp circuits. It is available as a single-sided or double-sided kit. The single-sided power kit is modular and includes 2 junction blocks, a non-adjustable jumper, and attachment hardware. The double-sided kit is a 1-piece construction consisting of 2 junction blocks, a jumper, and attachment hardware; it cannot be reconfigured. The single-sided and double-sided kits are UL 183 listed, CUL certified.

Notes

Connect™ modular power products are not compatible with electrical components used in Herman Miller systems or desking product lines.

Match width of power kit to width of surface.

When routing power to an adjacent desk or table, surfaces must be ganged together. Order ganging bracket kit (Y1338.) separately.

The single-sided junction block provides 1 or 2 receptacle locations. The double-sided junction block provides 2 to 4 receptacle locations. Order duplex receptacle, 4-circuit (Y1355.) separately.

To route power from building to power kit, order 4-circuit power entry (Y1351.) separately.

Power kit is not necessary for a 36"-wide surface. To add power to a 36"-wide surface, order double junction block, 4-circuit (Y1358.DH) or double back-to-back junction block (Y1358.DB).

To connect power kits between adjacent desks or tables, order junction block to junction block jumper, 4-circuit (Y1353.) separately.

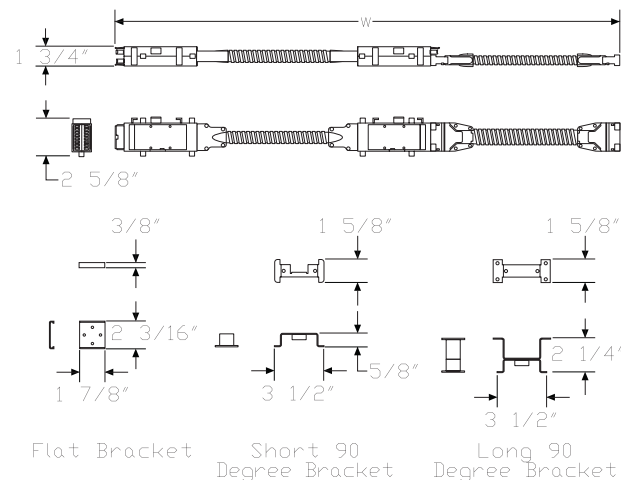
Finish color of junction block is black. Finish color of 5/8" oval metallic conduit is silver.

42" - 54" wide kits have no conduit clips. 60" - 78" wide kits include 1 conduit clip. 84" - 96" wide kits include 2 conduit clips.

To attach kit with single-sided junction block option (S) flush to bottom of surface, with receptacles facing down, specify flat attachment to underside of surface option (A).

To attach kit perpendicular to bottom of surface, specify short 90° attachment to underside of surface option (B).

Dimensions



Connect™-Dual Junction Block Power
Kit, 4-Circuit *continued*

Thrive™ Power and Data Support

Specification Information

Step 1.

Y1350.

Step 2. Width

42	42" wide
48	48" wide
54	54" wide
60	60" wide
66	66" wide
72	72" wide
78	78" wide
84	84" wide
90	90" wide
96	96" wide

Step 3. Junction Block Type

S	single-sided junction block
D	double-sided junction block

Step 4. Attachment Hardware

For single-sided junction block (S)

A	flat attachment to underside of surface
B	short 90° attachment to underside of surface
C	long 90° attachment to underside of surface

For double-sided junction block (D)

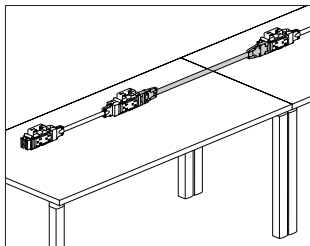
B	short 90° attachment to underside of surface
C	long 90° attachment to underside of surface

Prices for Steps 1-4.

	A	B	C
Y1350. 42 S	\$294	300	300
D	—	\$219	219
48 S	\$300	308	308
D	—	\$227	227
54 S	\$308	314	314
D	—	\$236	236
60 S	\$314	323	323
D	—	\$243	243
66 S	\$323	329	329
D	—	\$251	251
72 S	\$329	340	340
D	—	\$258	258
78 S	\$340	350	350
D	—	\$264	264

84 S	\$349	367	367
D	—	\$276	276
90 S	\$358	366	366
D	—	\$288	288
96 S	\$366	372	372
D	—	\$295	295

Connect™-Junction Block to Junction Block Jumper, 4-Circuit Y1353.



Product Information

Description

This power jumper distributes up to 4 20-amp circuits between 2 power kits or junction blocks and is available as adjustable or non-adjustable. The adjustable jumper allows 1 end of the jumper to extend an additional 3" when connecting to components under an adjacent desk or table. UL 183 listed, CUL Certified.

Notes

Connect™ modular power products are not compatible with electrical components used in Herman Miller systems or desking product lines.

When routing power to an adjacent desk or table, surfaces must be ganged together. Order ganging bracket kit (Y1338.) separately.

When connecting dual junction block power kits (Y1350.) between adjacent surfaces in a linear run, specify 24"-wide jumper.

When connecting dual junction block power kits (Y1350.) at the outside corner of 2 24"-deep surfaces at 90°, specify 42"-wide jumper.

When connecting dual junction block power kits (Y1350.) at the outside corner of 2 30"-deep surfaces at 90°, specify 48"-wide jumper.

When connecting dual junction block power kits (Y1350.) at the outside corner of 1 30"-deep and 1 24"-deep surface, specify 48"-wide jumper.

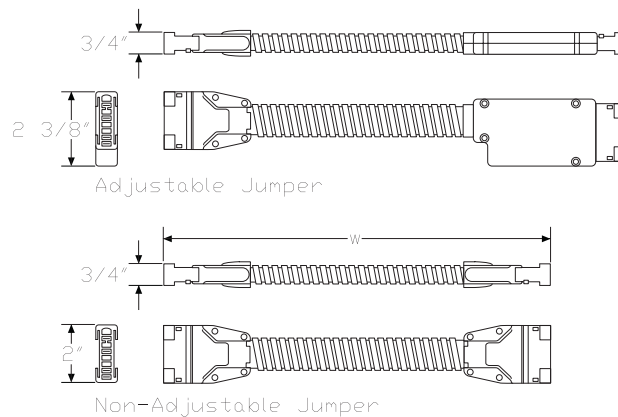
When connecting dual junction block power kits (Y1350.) at the inside corner of 2 24"- or 30"-deep surfaces, specify 30"-wide jumper.

Finish on 5/8" oval metallic conduit is silver.

Order the following products separately:

- Conduit clamps (Y1339.)
- Dual junction block power kit, 4-circuit (Y1350.) or junction block, 4-circuit (Y1358.)
- Duplex receptacle, 4-circuit (Y1355.) - for junction block, 4-circuit
- Junction block bracket, 4-circuit (Y1357.) - for junction block, 4-circuit
- Power entry, 4-circuit (Y1351.)

Dimensions



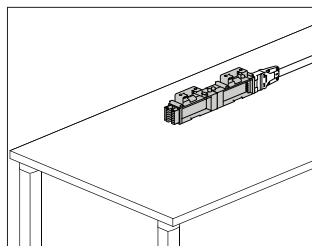
Connect™-Junction Block to Junction
Block Jumper, 4-Circuit *continued*

Thrive™ Power and Data Support

Specification Information	
Step 1.	
Y1353.	
Step 2. Width	
12	12" wide
18	18" wide
24	24" wide
30	30" wide
36	36" wide
42	42" wide
48	48" wide
54	54" wide
60	60" wide
66	66" wide
72	72" wide
78	78" wide
84	84" wide
90	90" wide
108	108" wide
120	120" wide
132	132" wide
144	144" wide
Step 3. Type	
A	adjustable jumper
N	nonadjustable jumper

Prices for Steps 1-3.			
		A	N
Y1353.	12	\$119	119
	18	\$124	124
	24	\$133	133
	30	\$144	144
	36	\$151	151
	42	\$157	157
	48	\$168	168
	54	\$177	177
	60	\$185	185
	66	\$191	191
	72	\$198	198
	78	\$209	209
	84	\$216	216
	90	\$226	226
	108	\$250	250
	120	\$263	263
	132	\$283	283
	144	\$300	300

Connect™-Junction Block, 4-Circuit Y1358.



Product Information

Description

This block attaches beneath a desk or table and accepts 4-circuit receptacles for access and distribution of up to 4 20-amp circuits. It has connection points at both ends for attaching a power entry or 4-circuit power jumper. The block can be specified for 1 receptacle, 2 receptacles side-by-side, 2 receptacles back-to-back, or 4 receptacles; 2 side-by-side and 2 back-to-back. Finish is black. Attachment bracket and hardware included. UL 183 listed, CUL Certified.

Notes

Connect™ modular power products are not compatible with electrical components used in Herman Miller systems or desking product lines.

When routing power to an adjacent desk or table, surfaces must be ganged together. Order ganging bracket kit (Y1338.) separately.

To route power from building to junction block, order 4-circuit power entry (Y1351.) separately.

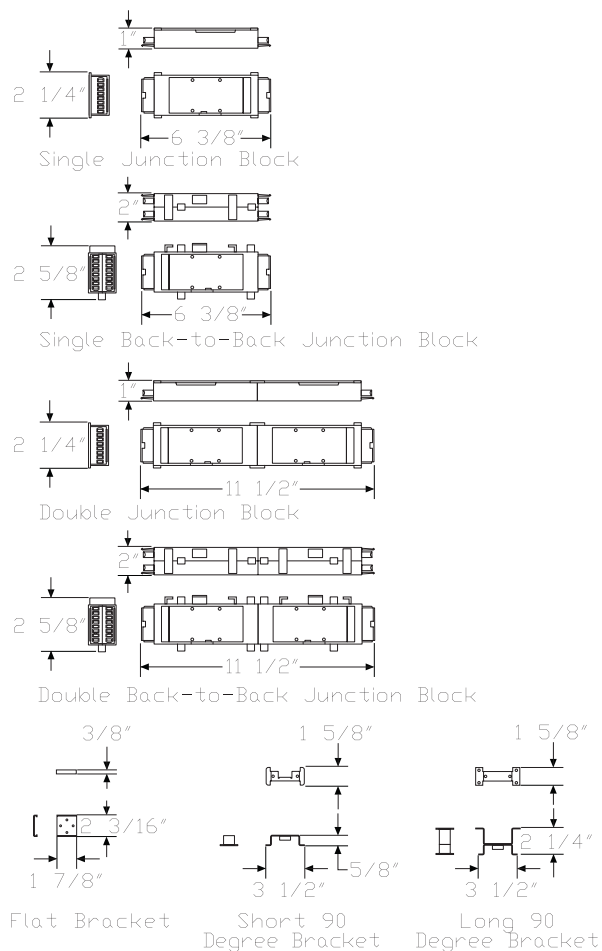
To route power between junction blocks, order junction block to junction block jumper, 4-circuit (Y1353.) separately.

To route power from a 36"-wide surface to an adjacent surface, specify double junction block option (DH) or double back-to-back junction block option (DB) and order power jumper (Y1353.) separately.

Order duplex receptacle, 4-circuit (Y1355.) separately.

To maintain proper spacing when specifying double junction block (Y1358.DH) or double back-to-back junction block (Y1358.DB), order adjustable jumpers (Y1353.xxxA) separately.

Dimensions



Connect™-Junction Block, 4-Circuit

continued

Thrive™ Power and Data Support

Specification Information

Step 1.

Y1358.

Step 2. Junction Block Type	
SH	single junction block
SB	single back-to-back junction block
DH	double junction block
DB	double back-to-back junction block

Step 3. Attachment Hardware

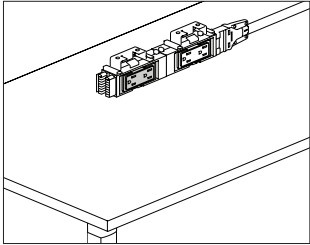
For single junction block (SH) or double junction block (DH)	
A	flat attachment to underside of surface
B	short 90° attachment to underside of surface
C	long 90° attachment to underside of surface

For single back-to-back junction block (SB) or double back-to-back junction block (DB)	
B	short 90° attachment to underside of surface
C	long 90° attachment to underside of surface

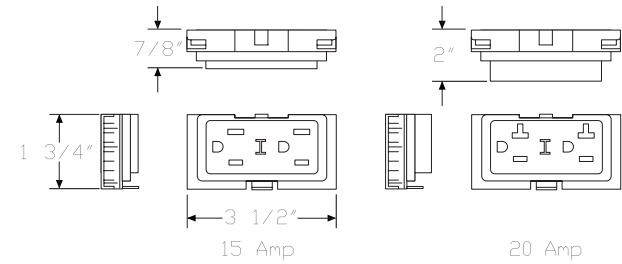
Prices for Steps 1-3.				
		A	B	C
Y1358.	SH	\$131	140	140
	SB	—	\$140	140
	DH	\$109	118	118
	DB	—	\$118	118

Connect™-Duplex Receptacle,
4-Circuit

Y1355.

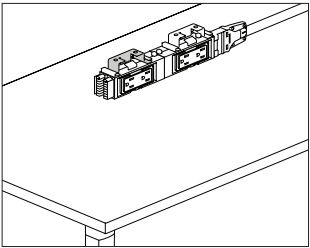


Product Information
Description This 15- or 20-amp duplex receptacle attaches to a power kit or junction block to provide electrical access. Finish is black. UL 183 listed, CUL Certified.
Notes Connect™ modular power products are not compatible with electrical components used in Herman Miller systems or desking product lines. Receptacle is labeled as I, II, III, or IV for circuit identification. Order the following products separately: • Dual junction block power kit, 4-circuit (Y1350.) • Junction block, 4-circuit (Y1358.)
Dimensions



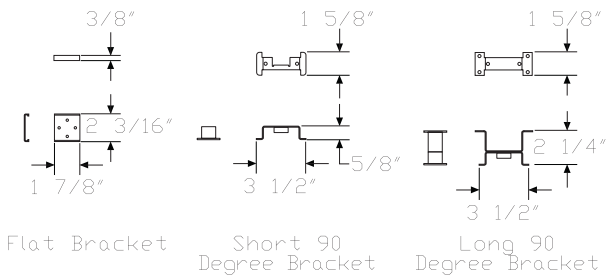
Specification Information				
Step 1.				
Y1355.				
Step 2. Amps				
15	15 amp			
20	20 amp			
Step 3. Circuit				
1	circuit I			
2	circuit II			
3	circuit III			
4	circuit IV			
Prices for Steps 1-3.				
	1	2	3	4
Y1355. 15	\$40	40	40	40
20	\$46	46	46	46

Connect™-Junction Block Brackets, Y1357.
4-Circuit

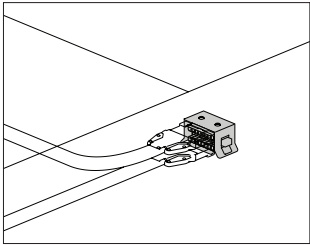


Product Information
Description
This bracket attaches a 4-circuit junction block to a desk or table. Package of 10.
Notes
Connect™ modular power products are not compatible with electrical components used in Herman Miller systems or desking product lines.
To attach junction block flush to bottom of surface, facing down, specify flat attachment to underside of surface option (A).
To attach junction block perpendicular to bottom of surface, specify short 90° attachment to underside of surface option (B).
Finish on flat attachment to underside of surface option (A) is black. Finish on short 90° attachment to underside of surface option (B) and long 90° attachment to underside of surface option (C) is silver.
Order junction block, 4-circuit (Y1358.) separately.
Dimensions

Specification Information
Step 1.
Y1357.
Step 2. Attachment Hardware
A flat attachment to underside of surface
B short 90° attachment to underside of surface
C long 90° attachment to underside of surface
Prices for Steps 1-2.
Y1357. A \$90
B \$139
C \$139



Connect™-Block Connector, 4-Circuit Y1354.



Product Information

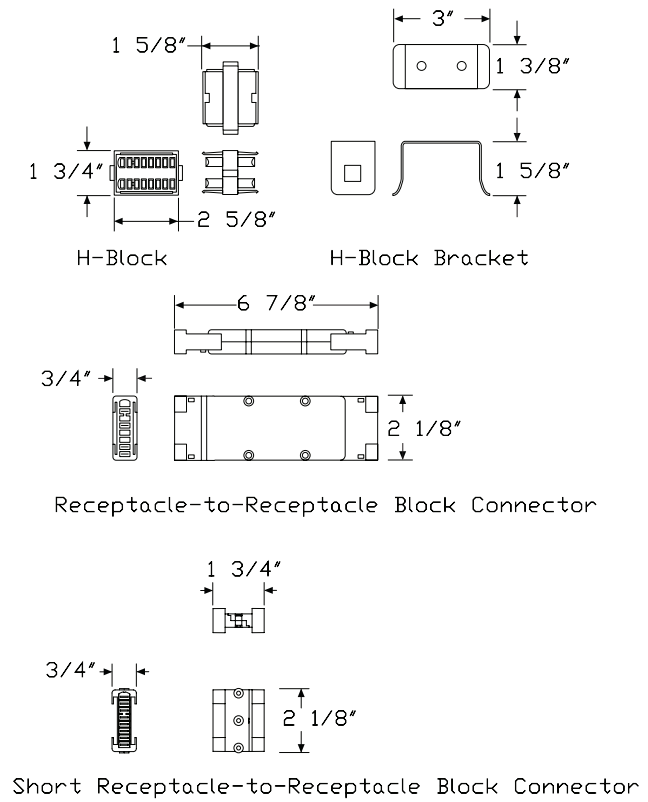
Description

This block connects components together to distribute power. The H-block connector connects jumpers together at 2-, 3-, and 4-way connection points, or distributes power from a power entry to multiple components. The receptacle-to-receptacle connectors connect 2 junction blocks together. Finish is black. Attachment hardware included. UL 183 listed, CUL Certified.

Notes

Connect™ modular power products are not compatible with electrical components used in Herman Miller systems or desking product lines. When routing power to an adjacent desk or table, surfaces must be ganged together. Order ganging bracket kit (Y1338.) separately.

Dimensions



Specification Information

Step 1.

Y1354.

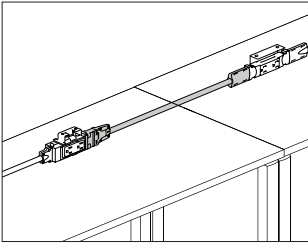
Step 2. Connector Type

H	H-block connector
S	short receptacle-to-receptacle block connector A
R	receptacle-to-receptacle block connector

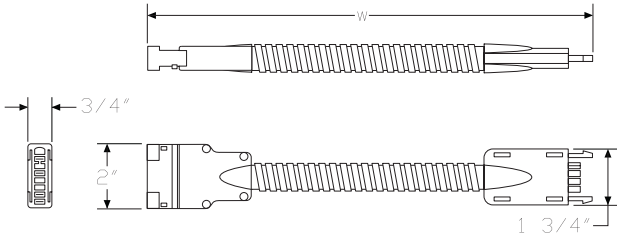
Prices for Steps 1-2.

Y1354. H	\$66
S	\$82
R	\$84

Connect™-Transition Jumper, 2- to 4-Circuit Y1356.

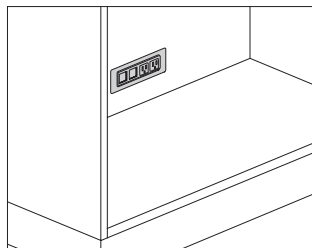


Product Information
Description
This jumper transfers power from a 2-circuit power kit, receptacle, or connector block to a 4-circuit junction block or connector block. 1 conduit clamp included. UL 183 listed, CUL Certified.
Notes
Connect™ modular power products are not compatible with electrical components used in Herman Miller systems or desking product lines.
When routing power to an adjacent desk or table, surfaces must be ganged together. Order ganging bracket kit (Y1338.) separately.
Finish on 5/8" oval metallic conduit is silver.
Dimensions



Specification Information
Step 1.
Y1356.
Step 2. Width
06 6" wide
24 24" wide
36 36" wide
48 48" wide
72 72" wide
96 96" wide
Step 3. Conduit Type
L liquid tight conduit
Prices for Steps 1-3.
Y1356. 06 \$110
24 \$133
36 \$151
48 \$168
72 \$198
96 \$235

Connect™ - S310 Electrical Unit with Y1329. Connect Modular Connection



Product Information

Description

This electrical distributor provides power to a lateral file, low credenza, or storage case with a Connect™ 4-circuit modular connector. It can be top surface mounted flush or vertically mounted in the false back of a cabinet. A voice/data adapter kit is included, allowing the data openings to accept various manufacturers' couplers and jacks. Attachment hardware is included. Product is UL listed.

Notes

Field cutting of surface may be required. Information on surface cutout size is included on instruction sheet.

Silver option (OI) and white option (OJ) have painted metal trim with white plastic simplex/data interiors. Black option (OH) has black painted trim with black plastic simplex/data interior.

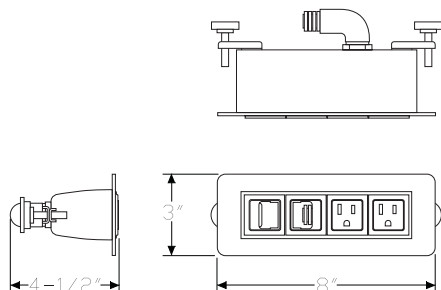
Modular electrical connectors can only connect to Connect 4-circuit modular power system.

Order the following products separately:

- Canvas powered metal low credenza (FMP72A., FMP72K., FMP73A., FMP73K., FMP74A., FMP74K.)
- Canvas powered wood low credenza (FFD73A., FFD73K.)
- Meridian powered storage case (PSC-, PS6-, PSAM-, PSAV-, PSKM-, PSKV-)
- Meridian powered storage lateral file (PS26-, PS2AM, PS2AV, PS2KM, PS2KV)
- Connect - power entry, 4-circuit (Y1351.)
- Connect - junction block to junction block jumper, 4-circuit (Y1353.)
- Connect - block connector, 4-circuit (Y1354.)
- Other Connect 4-circuit modular power components as required

For Canvas powered storage, order Connect - conduit clamp (Y1339.) separately.

Dimensions



Specification Information

Step 1.

Y1329.

Step 2. Configuration

3	2 simplex receptacles, 2 data openings
8	3 simplex receptacles, 1 data opening

Step 3. Power Type

E	4 circuit circuit 1
F	4 circuit circuit 2
G	4 circuit circuit 3
H	4 circuit circuit 4

Step 4. Cord/Conduit Length

02	2' conduit
03	3' conduit
04	4' conduit
06	6' conduit
10	10' conduit

Prices for Steps 1-4.

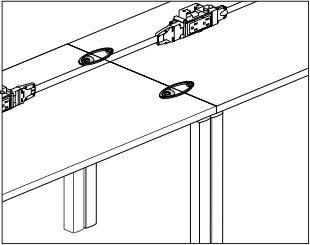
			02	03	04	06	10
Y1329.	3	E	\$492	509	521	552	612
		F	\$492	509	521	552	612
		G	\$492	509	521	552	612
		H	\$492	509	521	552	612
	8	E	\$515	529	548	574	634
		F	\$515	529	548	574	634
		G	\$515	529	548	574	634
		H	\$515	529	548	574	634

Step 5. Finish

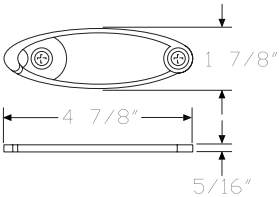
0H	black	+\$0
0I	silver	+\$0
0J	white	+\$0

Connect™-Ganging Bracket Kit

Y1338.



Product Information
Description
This kit has 2 clips that attach to the underside of 2 adjacent surfaces, ganging them together to provide stability and allowing electrical components to be routed from 1 surface to another. Finish is black.
Notes
Ganging bracket kit should not be used on 18"-deep Everywhere™ tables.
Dimensions

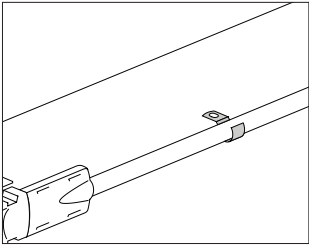


Specification Information
Step 1.
Y1338.

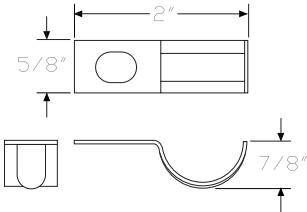
\$119

Connect™-Conduit Clamp

Y1339.



Product Information
Description
This clamp screws to the underside of a surface to support the conduit on electrical components. Finish is silver. Package of 10.
Dimensions

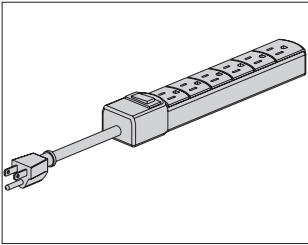


Specification Information
Step 1.
Y1339.

\$19

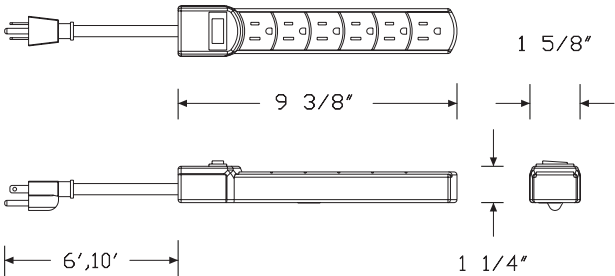
Power Plug Strip

Y1500.



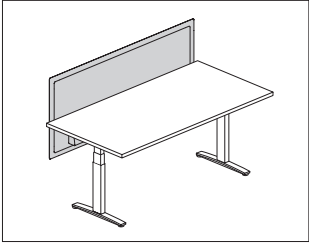
Product Information
Description
This corded power strip provides 6 outlets. It is available with 6' and 10' cord lengths. Power strip is UL Listed and CSA Certified. Finish is black.
Notes
The 10' cord (10) length is recommended for use with height adjustable table.
When used with Canvas Vista™, power strip plugs directly into the harness with power + data cover (FG150.) located under the chase.
Order the following products separately:
• Hinged cable trough (Y1300.)
• Vista harness with power + data cover (FG150.)
Dimensions

Specification Information		
Step 1.		
Y1500.		
Step 2. Configuration		
6	6 AC outlets	
Step 3. Cord Length		
06	6' long	
10	10' long	
Prices for Steps 1-3.		
	06	10
Y1500. 6	\$95	111



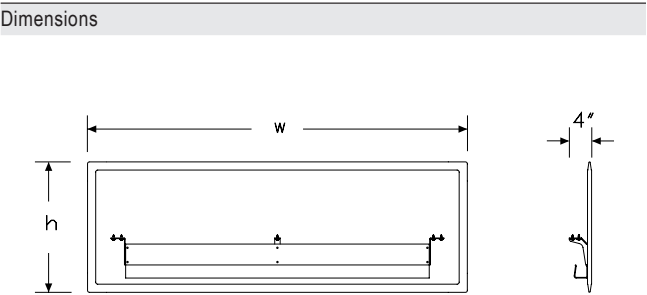
Pari Screen, Height Adjustable
Tables

Y1116.



Product Information
Description
This screen attaches to an individual height adjustable work surface. It has an all-fabric, tackable surface with frameless design, and comes in privacy and modesty sizes. Attachment hardware included.
Notes
Privacy and modesty panel actual width is 2" less than specified width.
Privacy screen (A) top edge aligns with the 42" high Canvas datum line; bottom edge is 4" below work surface.
Privacy & modesty screen (B) top edge aligns with the 42" high Canvas datum line; bottom edge is 10" below work surface.
Privacy screen (C) top edge aligns with the 46" high Canvas datum line; bottom edge is 4" below work surface.
Privacy & modesty screen (D) top edge aligns with the 46" high Canvas datum line; bottom edge is 10" below work surface.
Privacy screen (E) top edge aligns with the 53" high Canvas datum line; bottom edge is 4" below work surface.
Privacy & modesty screen (F) top edge aligns with the 53" high Canvas datum line; bottom edge is 10" below work surface.
Screens 54" wide and wider include an additional 1"-wide center mounting bracket.
Recommended mounting creates a 1" gap between back edge of surface and the screen to accommodate cable routing and the attachment or clamp-mounting of other hardware to the surface.
Optional cable management trough is only available when specifying privacy & modesty height option (B). Trough finish is graphite.
Attachment brackets are inset from edge of screen by approximately 8" and require 2½" of work surface for attachment.
Attachment bracket finish is painted graphite.
Screen accepts Customer's Own Material (COM). Yardage is estimated for nondirectional 54"-wide fabrics.
For vertical fabric direction (T):
Height—Yardage
A—1.51
B—1.89
C—1.76
D—2.14
E—2.21
F—2.58

For horizontal fabric direction (R):
Width—Yardage
For heights A/B:
24—0.88
30—1.07
36—1.26
42—1.45
48—1.64
54—1.83
60—2.02
66—2.21
72—2.39
For heights C/D/E/F:
24—1.76
30—2.14
36—2.52
42—2.90
48—3.28
54—3.65
60—4.03
66—4.41
72—4.79
For information on multiple quantities or directional fabrics, contact COM Department. See Order Information in Appendices.
MicrobeCare™ is an antimicrobial coating applied to the fabric surface of this product.
MicrobeCare™ protects products from mold, mildew, algae, and bacteria that cause deterioration, discoloration, odors, and stains.
MicrobeCare™ is registered with the US Environmental Protection Agency (EPA).



Pari Screen, Height Adjustable

Tables *continued*

Thrive™ Screens

Specification Information					
Step 1.					
Y1116. <input type="checkbox"/> A					
Step 2. Height					
A	privacy (42" high)	<input type="checkbox"/> A			
B	privacy & modesty (42" high/10" below surface)	<input type="checkbox"/> A			
C	privacy (46" high)	<input type="checkbox"/> A			
D	privacy & modesty (46" high/10" below surface)	<input type="checkbox"/> A			
E	privacy (53" high)	<input type="checkbox"/> A			
F	privacy & modesty (53" high/10" below surface)	<input type="checkbox"/> A			
Step 3. Width					
24	24" wide	<input type="checkbox"/> A			
30	30" wide	<input type="checkbox"/> A			
36	36" wide	<input type="checkbox"/> A			
42	42" wide	<input type="checkbox"/> A			
48	48" wide	<input type="checkbox"/> A			
54	54" wide	<input type="checkbox"/> A			
60	60" wide	<input type="checkbox"/> A			
66	66" wide	<input type="checkbox"/> A			
72	72" wide	<input type="checkbox"/> A			
Step 4. Surface Material					
For 24" wide (24), 30" wide (30), 36" wide (36), 42" wide (42), or 48" wide (48)					
R	tackable fabric, horizontal	<input type="checkbox"/> A			
T	tackable fabric	<input type="checkbox"/> A			
D	tackable fabric, horizontal with MicrobeCare™	<input type="checkbox"/> A			
E	tackable fabric with MicrobeCare™	<input type="checkbox"/> A			
For 54" wide (54), 60" wide (60), 66" wide (66), or 72" wide (72)					
R	tackable fabric, horizontal	<input type="checkbox"/> A			
D	tackable fabric, horizontal with MicrobeCare™	<input type="checkbox"/> A			
Prices for Steps 1-4.					
		R	T	D	E
Y1116. A	24	\$556	556	625	625
	30	\$645	645	712	712
	36	\$670	670	738	738
	42	\$710	710	779	779
	48	\$736	736	805	805
	54	\$808	—	876	—
	60	\$868	—	937	—
	66	\$927	—	998	—
	72	\$979	—	1046	—

B	24	\$671	671	739	739
	30	\$719	719	786	786
	36	\$765	765	832	832
	42	\$808	808	876	876
	48	\$897	897	965	965
	54	\$1009	—	1077	—
	60	\$1035	—	1103	—
	66	\$1113	—	1182	—
	72	\$1141	—	1210	—
C	24	\$632	632	700	700
	30	\$676	676	744	744
	36	\$724	724	792	792
	42	\$768	768	836	836
	48	\$848	848	915	915
	54	\$933	—	1000	—
	60	\$1039	—	1107	—
	66	\$1089	—	1157	—
	72	\$1133	—	1200	—
D	24	\$812	812	879	879
	30	\$855	855	923	923
	36	\$901	901	969	969
	42	\$946	946	1014	1014
	48	\$1017	1017	1087	1087
	54	\$1067	—	1135	—
	60	\$1130	—	1198	—
	66	\$1187	—	1255	—
	72	\$1218	—	1285	—
E	24	\$831	831	899	899
	30	\$876	876	944	944
	36	\$921	921	988	988
	42	\$993	993	1062	1062
	48	\$1022	1022	1091	1091
	54	\$1080	—	1150	—
	60	\$1102	—	1171	—
	66	\$1129	—	1197	—
	72	\$1155	—	1223	—
F	24	\$915	915	983	983
	30	\$959	959	1028	1028
	36	\$1006	1006	1074	1074
	42	\$1051	1051	1119	1119
	48	\$1131	1131	1199	1199
	54	\$1171	—	1238	—
	60	\$1214	—	1282	—
	66	\$1313	—	1380	—
	72	\$1338	—	1406	—

Pari Screen, Height Adjustable Tables *continued*

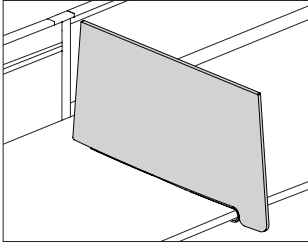
Step 5. Cable Trough

For privacy & modesty (42" high/10" below surface) (B), privacy & modesty (46" high/10" below surface) (D), or privacy & modesty (53" high/10" below surface) (F)

NC	no cable way <input type="checkbox"/> A	+\$0
CW	cable way <input type="checkbox"/> A	+\$25

Step 6. Fabric

Price Category 1	+\$0
Price Category 2	+\$23
Price Category 3	+\$49
Price Category 4	+\$96
Price Category 5	+\$162
Price Category B	+\$86
Price Category C	+\$121
Price Category E	+\$182



Product Information

Description

This side screen has a tackable surface and slips onto the front of most HermanMiller work surfaces to provide visual privacy on tables, benches, and systems product. It attaches without tools and can be secured in place with screws on the underside of the surface. Clamp finish is graphite.

Notes

Screen height is 13" above work surface.

Screen is not compatible with Layout Studio®.

Screen can be used with work surfaces up to 1 1/4" thick.

Bottom of attachment bracket extends 1½" below work surface.

Screen accepts Customer's Own Material (COM). Yardage is estimated for nondirectional 54"-wide fabrics.

For vertical fabric direction (T):

Height—Yardage

13—0.94

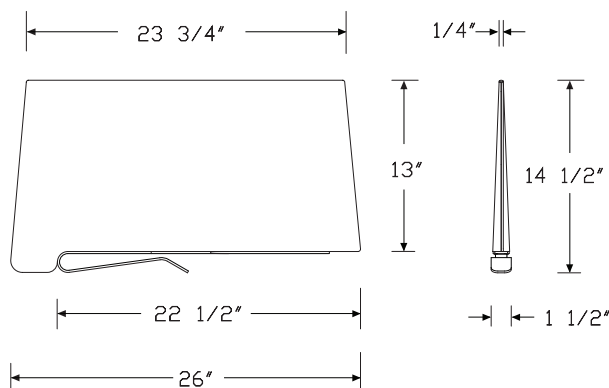
For horizontal fabric direction (R):

Height—Yardage

13—1.00

For information on multiple quantities or directional fabrics, contact COM Department. See Order Information in Appendices.

Dimensions



Specification Information

Step 1.

Y1117.

A

Step 2. Height

13 13" high

Step 3. Surface Material

R	tackable fabric, horizontal	A
---	-----------------------------	---

T	tackable fabric	A
----------	-----------------	---

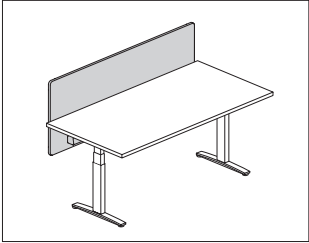
Prices for Steps 1-3.

	R	T
Y1117. 13	\$498	498

Step 4. Fabric

Price Category 1	+\$0
Price Category 2	+\$13
Price Category 3	+\$28
Price Category 4	+\$53
Price Category 5	+\$90

Surface-Attached Screen, Flat Edge Y1118.



Product Information

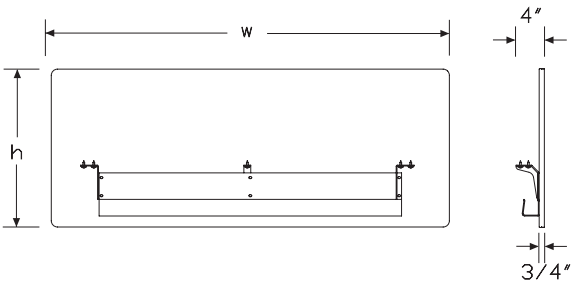
Description
This surface-attached tackable screen attaches to an individual table, desk, or work surface. It has a frameless all-fabric design with a flat edge, and comes in privacy and modesty sizes. Attachment hardware included.

Notes
Privacy and modesty panel actual width is 2" less than specified width.
Privacy screen (A) top edge is 13" above top of work surface; bottom edge is 3¾" below work surface.
Privacy & modesty screen (B) top edge is 13" above top of work surface; bottom edge is 10" below work surface.
Privacy screen (A) top edge aligns with the 42" high Canvas datum line; bottom edge is 4" below work surface.
Privacy & modesty screen (B) top edge aligns with the 42" high Canvas datum line; bottom edge is 9" below work surface.
Privacy screen (C) top edge aligns with the 46" high Canvas datum line; bottom edge is 4" below work surface.
Privacy & modesty screen (D) top edge aligns with the 46" high Canvas datum line; bottom edge is 9" below work surface.
Privacy screen (E) top edge aligns with the 53" high Canvas datum line; bottom edge is 4" below work surface.
Privacy & modesty screen (F) top edge aligns with the 53" high Canvas datum line; bottom edge is 9" below work surface.
Screens 54" wide and wider include an additional 1"-wide center mounting bracket.
Recommended mounting creates a 1" gap between back edge of surface and the screen to accommodate cable routing and the attachment or clamp-mounting of other hardware to the surface.
Optional cable management trough is only available when specifying privacy & modesty height option (B). Trough finish is graphite.
Attachment brackets are inset from edge of screen by approximately 8" and require 2½" of work surface for attachment.
Attachment bracket finish is painted graphite.
Screen accepts Customer's Own Material (COM). Yardage is estimated for nondirectional 54"-wide fabrics.

For vertical fabric direction (T):
Height—Yardage
A—1.51
B—1.89
C—1.76
D—2.14
E—2.21
F—2.58

For horizontal fabric direction (R):
Width—Yardage
For heights A/B:
24—0.88
30—1.07
36—1.26
42—1.45
48—1.64
54—1.83
60—2.02
66—2.21
72—2.39
For heights C/D/E/F:
24—1.76
30—2.14
36—2.52
42—2.90
48—3.28
54—3.65
60—4.03
66—4.41
72—4.79
For information on multiple quantities or directional fabrics, contact COM Department. See Order Information in Appendices.
MicrobeCare™ is an antimicrobial coating applied to the fabric surface of this product.
MicrobeCare™ protects products from mold, mildew, algae, and bacteria that cause deterioration, discoloration, odors, and stains.
MicrobeCare™ is registered with the US Environmental Protection Agency (EPA).

Dimensions



Surface-Attached Screen, Flat Edge

continued

Thrive™ Screens

Specification Information					
Step 1.					
Y1118. <input type="checkbox"/> A					
Step 2. Height					
A	privacy (42" high)	<input type="checkbox"/> A			
B	privacy & modesty (42" high/ 9" below surface)	<input type="checkbox"/> A			
C	privacy (46" high)	<input type="checkbox"/> A			
D	privacy & modesty (46" high/ 9" below surface)	<input type="checkbox"/> A			
E	privacy (53" high)	<input type="checkbox"/> A			
F	privacy & modesty (53" high/ 9" below surface)	<input type="checkbox"/> A			
Step 3. Width					
24	24" wide	<input type="checkbox"/> A			
30	30" wide	<input type="checkbox"/> A			
36	36" wide	<input type="checkbox"/> A			
42	42" wide	<input type="checkbox"/> A			
48	48" wide	<input type="checkbox"/> A			
54	54" wide	<input type="checkbox"/> A			
60	60" wide	<input type="checkbox"/> A			
66	66" wide	<input type="checkbox"/> A			
72	72" wide	<input type="checkbox"/> A			
Step 4. Surface Material					
For 24" wide (24), 30" wide (30), 36" wide (36), 42" wide (42), or 48" wide (48)					
R	tackable fabric, horizontal	<input type="checkbox"/> A			
T	tackable fabric	<input type="checkbox"/> A			
D	tackable fabric, horizontal with MicrobeCare™	<input type="checkbox"/> A			
E	tackable fabric with MicrobeCare™	<input type="checkbox"/> A			
For 54" wide (54), 60" wide (60), 66" wide (66), or 72" wide (72)					
R	tackable fabric, horizontal	<input type="checkbox"/> A			
D	tackable fabric, horizontal with MicrobeCare™	<input type="checkbox"/> A			
Prices for Steps 1-4.					
		R	T	D	E
Y1118. A	24	\$387	387	455	455
	30	\$418	418	486	486
	36	\$498	498	567	567
	42	\$536	536	604	604
	48	\$574	574	641	641
	54	\$610	—	677	—
	60	\$662	—	730	—
	66	\$693	—	761	—
	72	\$738	—	806	—

B	24	\$482	482	548	548
	30	\$519	519	588	588
	36	\$556	556	625	625
	42	\$595	595	663	663
	48	\$626	626	695	695
	54	\$660	—	727	—
	60	\$682	—	750	—
	66	\$744	—	813	—
	72	\$800	—	868	—
C	24	\$483	483	551	551
	30	\$532	532	600	600
	36	\$572	572	640	640
	42	\$630	630	698	698
	48	\$706	706	773	773
	54	\$743	—	812	—
	60	\$831	—	899	—
	66	\$874	—	941	—
	72	\$937	—	1005	—
D	24	\$606	606	675	675
	30	\$676	676	744	744
	36	\$754	754	821	821
	42	\$771	771	840	840
	48	\$803	803	872	872
	54	\$826	—	892	—
	60	\$914	—	982	—
	66	\$988	—	1057	—
	72	\$1029	—	1097	—
E	24	\$658	658	725	725
	30	\$667	667	735	735
	36	\$685	685	753	753
	42	\$805	805	874	874
	48	\$833	833	902	902
	54	\$854	—	922	—
	60	\$892	—	960	—
	66	\$973	—	1042	—
	72	\$1036	—	1104	—
F	24	\$796	796	864	864
	30	\$805	805	874	874
	36	\$819	819	887	887
	42	\$833	833	902	902
	48	\$844	844	913	913
	54	\$855	—	923	—
	60	\$946	—	1014	—
	66	\$994	—	1063	—
	72	\$1201	—	1269	—

Surface-Attached Screen, Flat Edge

continued

Step 5. Cable Trough

For privacy & modesty (42" high/ 9" below surface) (B), privacy & modesty (46" high/ 9" below surface) (D), or privacy & modesty (53" high/ 9" below surface) (F)

NC	no cable way <input type="checkbox"/> A	+\$0
CW	cable way <input type="checkbox"/> A	+\$25

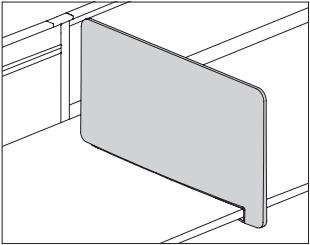
Step 6. Fabric

Price Category 1	+\$0
Price Category 2	+\$25
Price Category 3	+\$59
Price Category 4	+\$112
Price Category 5	+\$146
Price Category B	+\$97
Price Category C	+\$133
Price Category E	+\$182

For tackable fabric, horizontal (R) or tackable fabric, horizontal with MicrobeCare™ (D)

Price Category 1	+\$0
Price Category 2	+\$25
Price Category 3	+\$59
Price Category 4	+\$112
Price Category 5	+\$146
Price Category B	+\$97
Price Category C	+\$133

Personal Side Screen, RectangularY1119.



Product Information

Description

This side screen has a tackable surface and slips onto the front of most HermanMiller work surfaces to provide visual privacy on tables, benches, and systems product. It attaches without tools and can be secured in place with screws on the underside of the surface. Clamp finish is graphite.

Notes

Screen height is 13" above work surface.

Screen is not compatible with Layout Studio®.

Screen can be used with work surfaces up to 1¼" thick.

Bottom of attachment bracket extends 1½" below work surface.

Screen accepts Customer's Own Material (COM). Yardage is estimated for nondirectional 54"-wide fabrics.

For vertical fabric direction (T):

Height—Yardage

13—0.94

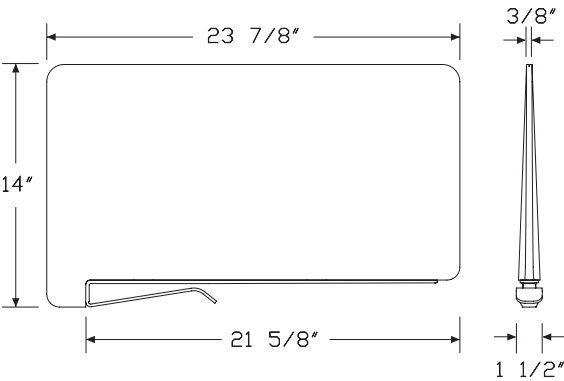
For horizontal fabric direction (R):

Height—Yardage

13—1.00

For information on multiple quantities or directional fabrics, contact COM Department. See Order Information in Appendices.

Dimensions



Specification Information

Step 1.

Y1119. A

Step 2. Height

13 13" high A

Step 3. Surface Material

R tackable fabric, horizontal A

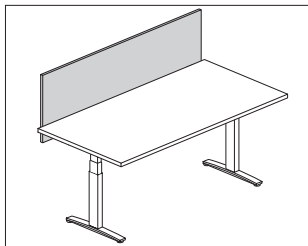
T tackable fabric A

Prices for Steps 1-3.

	R	T
Y1119. 13	\$489	489

Step 4. Surface Finish

Price Category 1	+\$0
Price Category 2	+\$11
Price Category 3	+\$23
Price Category 4	+\$47
Price Category 5	+\$80



Product Information

Description

This screen attaches to an individual height adjustable work surface. It has a laminate surface with frameless design and comes in privacy and modesty sizes. Attachment hardware included.

Notes

Privacy and modesty panel actual width is 2" less than specified width.

Privacy screen (13A) top edge aligns with the 42"-high Canvas datum line; bottom edge is 4" below work surface.

Privacy & modesty screen (13B) top edge aligns with the 42"-high Canvas datum line; bottom edge is 11 1/8" below work surface.

Screens 54" wide and wider include an additional 1"-wide center mounting bracket.

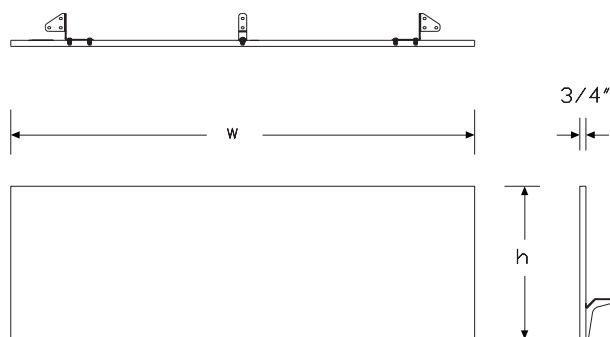
Recommended mounting creates a 1" gap between back edge of surface and the screen to accommodate cable routing and the attachment or clamp-mounting of other hardware to the surface.

Optional cable management trough is only available when specifying privacy & modesty height option (13B). Trough finish is graphite.

Attachment brackets are inset from edge of screen by approximately 8" and require 2 1/2" of work surface for attachment.

Attachment bracket finish is painted graphite.

Dimensions



Specification Information

Step 1.

Y1120.

Step 2. Height

13A privacy (13 1/2" above worksurface)

13B privacy & modesty (13 1/2" above worksurface/11 1/8" below worksurface)

Step 3. Width

24 24" wide

30 30" wide

36 36" wide

42 42" wide

48 48" wide

54 54" wide

60 60" wide

66 66" wide

72 72" wide

Step 4. Surface Material

L thermally-fused laminate

U thermally-fused laminate/universal edge

Prices for Steps 1-4.

			L	U
Y1120.	13A	24	\$264	264
		30	\$281	281
		36	\$295	295
		42	\$309	309
		48	\$324	324
		54	\$337	337
		60	\$348	348
		66	\$359	359
		72	\$373	373
	13B	24	\$326	326
		30	\$343	343
		36	\$361	361
		42	\$380	380
		48	\$398	398
		54	\$412	412
		60	\$430	430
		66	\$442	442
		72	\$457	457

Laminate Screen, Surface Attached

continued

Thrive™ Screens

Step 5. Grain Direction

For 24" wide (24), 30" wide (30), 36" wide (36), 42" wide (42), 48" wide (48), 54" wide (54), or 60" wide (60)

VTG	vertical grain	+\$0
HRG	horizontal grain	+\$0

For 66" wide (66) or 72" wide (72)

HRG	horizontal grain	+\$0
------------	------------------	------

Step 6. Cable Trough

For privacy (13½" above worksurface) (13A)

NC	no cable way	+\$0
-----------	--------------	------

For privacy & modesty (13½" above worksurface/11⅛" below worksurface) (13B)

NC	no cable way	+\$0
CW	cable way	+\$25

Step 7. Surface Finish

125	natural maple (CP)	+\$0
126	natural cherry (CP)	+\$0
127	walnut (CP)	+\$0
139	light ash (CP)	+\$0
140	warm ash (CP)	+\$0
76	light brown walnut	+\$0
8Q	folkstone grey (CP)	+\$0
91	white (CP)	+\$0
98	studio white (CP)	+\$0
CL	cool grey neutral	+\$0
HP	light anigre	+\$0
LBA	clear on ash (CP)	+\$0
LBR	phantom ecru	+\$0
LBS	phantom cocoa	+\$0
LBU	medium matte walnut (CP)	+\$0
LBV	warm grey teak	+\$0
LBB	oak on ash (CP)	+\$0
LBC	walnut on ash (CP)	+\$0
LBF	neutral twill	+\$0
LBJ	graphite twill	+\$0
LBQ	white twill	+\$0
LU	soft white	+\$0
WL	warm stone (CP)	+\$0
WN	warm grey neutral	+\$0

Step 8. Edge Finish

For thermally-fused laminate (L)

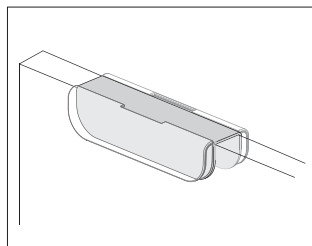
125	natural maple (CP)	+\$0
126	natural cherry (CP)	+\$0
127	walnut (CP)	+\$0
139	light ash (CP)	+\$0
140	warm ash (CP)	+\$0
UBK	ultra black (CP)	+\$0
76	light brown walnut	+\$0
8Q	folkstone grey (CP)	+\$0
91	white (CP)	+\$0
98	studio white (CP)	+\$0
CL	cool grey neutral	+\$0
HF	inner tone light	+\$0
HP	light anigre	+\$0
LBA	clear on ash (CP)	+\$0
LBR	phantom ecru	+\$0
LBS	phantom cocoa	+\$0
LBU	medium matte walnut (CP)	+\$0
LBV	warm grey teak	+\$0
LBB	oak on ash (CP)	+\$0
LBC	walnut on ash (CP)	+\$0
LBF	neutral twill	+\$0
LBJ	graphite twill	+\$0
LBQ	white twill	+\$0
LU	soft white	+\$0
WL	warm stone (CP)	+\$0
WN	warm grey neutral	+\$0

For thermally-fused laminate/universal edge (U)

PLY	plywood edge	+\$50
------------	--------------	-------

Name Tag Clip

Y1121.



Product Information

Description

This metal name tag clip hangs on surface-attached laminate screens. It can hold 2 or 4 name tags.

Notes

The 2-name-tag clip (2) holds 2 magnetic name tags (YT410.05M) in a back-to-back orientation.

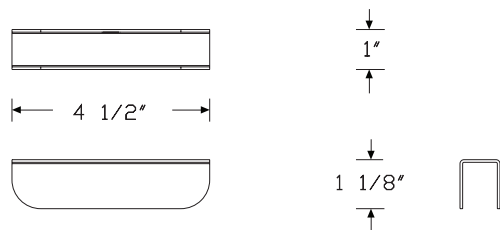
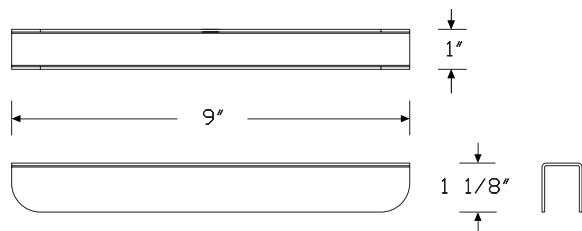
The 4-name-tag clip (4) holds 2 magnetic name tags (YT410.05M) side-by-side on the front side, and 2 side-by-side on the back side.

Name tag clip can hang on any HermanMiller laminate screen.

Order magnetic name tag (YT410.05M) separately.

Order name tag insert for magnetic name tag (O.YT1900) separately through Sales Source.

Dimensions



Specification Information

Step 1.

Y1121.

A

Step 2. Screen Type

L thermally-fused laminate **A**

Step 3. Application

2 2 magnetic name tags A

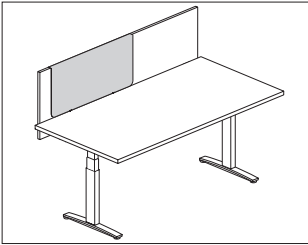
4 4 magnetic name tags ☐

Prices for Steps 1-3.

	2	4
Y1121. L	\$28	40

Step 4. Screen Finish

91	white (CP)	<input type="text" value="A"/>	+\$0
G1	graphite (CP)	<input type="text" value="A"/>	+\$0
611	beige mist metallic (CP)	<input type="text" value="A"/>	+\$0
613	silver (CP)	<input type="text" value="A"/>	+\$0
SNB	satin bronze	<input type="text" value="A"/>	+\$10



Product Information

Description

This metal board hangs on surface-attached laminate screens. It has a frameless, all-metal design with a straight edge. It accepts magnets and can be dry-erase marker writable when used with the magnetic marker board.







Notes

Metal board can hang on any HermanMiller laminate screen.

Order the following accessories separately:

- Magnetic document clip (YT400.)
- Magnetic name tag (YT410.05M)
- Magnetic marker board (YT450.)

Dimensions



Thrive™ Screens

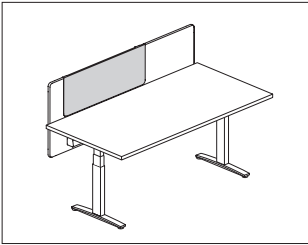
Metal Board, Screen Attached

continued

Specification Information			
Step 1.			
Y1122.	A		
Step 2. Screen Type			
L	thermally-fused laminate	A	
Step 3. Height			
A	11" high	A	
Step 4. Width			
24	24" wide	A	
30	30" wide	A	
Prices for Steps 1-4.			
		24	30
Y1122. L A		\$140	153
Step 5. Screen Finish			
91	white (CP)	A	+\$0
G1	graphite (CP)	A	+\$0
611	beige mist metallic (CP)	A	+\$0
613	silver (CP)	A	+\$0
SNB	satin bronze	A	+\$10

Metal Marker Board, Fabric Screen
Attached

Y1123.



Product Information

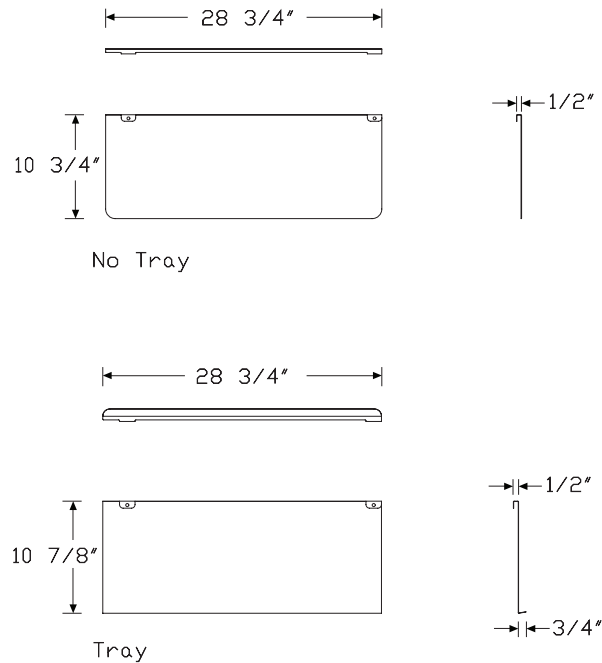
Description

This magnetic metal board overlays an existing Pari™ or flat-edge fabric screen. It has a frameless, all-metal design with a straight edge. It accepts magnets and can be dry-erase marker writable when specified as a marker board.

Notes

- Order Pari or flat edge profile fabric screen separately.
- Metal board hangs on top edge of Pari or flat edge fabric screen.
- When specifying marker board (Y1123.M) option, the marker board is an included applique magnetically applied in the field.
- Board with tray (Y1123.xxxxxT) option comes with an angled 3/4" lip at bottom of board.
- For optimal use, pair with dark fabric screens.
- Order the following accessories separately:
- Magnetic document clip (YT400.)
 - Magnetic name tag (YT410.05M)
 - Pari screen, height adjustable table (Y1116.)
 - Surface attached screen, flat edge (Y1118.)

Dimensions



Specification Information

Step 1.

Y1123. ☐

Step 2. Type

- P painted metal ☐
- M marker board ☐

Step 3. Height

11 11" high ☐

Step 4. Width

- 24 24" wide ☐
- 30 30" wide ☐

Step 5. Tray

- N no tray ☐
- T tray ☐

Prices for Steps 1-5.

		24N	24T	30N	30T
Y1123. P	11	\$176	176	188	188
M	11	\$246	246	273	273

Step 6. Finish

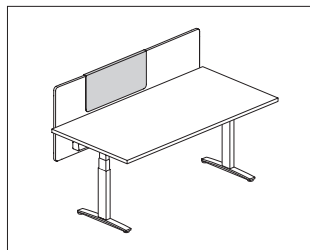
Metallic Paint

- 611 beige mist metallic (CP) ☐ +\$0
- 613 silver (CP) ☐ +\$0
- SNB satin bronze ☐ +\$10

Sand Texture Paint

- 91 white (CP) ☐ +\$0
- G1 graphite (CP) ☐ +\$0
- UBK ultra black (CP) ☐ +\$0

Metal Marker Board, Screen Attached Y1124.



Product Information

Description

This magnetic metal board overlays an existing laminate, Pari™ fabric, flat-edge fabric, PET, or fabric-wrapped LDF surface-attached screen. It has a frameless, all-metal design with a straight edge. It accepts magnets and can be dry-erase marker writable when specified as a marker board.

Notes

Order laminate, Pari or flat-edge profile fabric, PET, and fabric-wrapped LDF screens separately.

Metal board hangs on top edge of HermanMiller® laminate screen, Pari or flat-edge fabric screen, PET, and fabric-wrapped LDF screen.

When specifying marker board (Y1124.xM) option, the marker board is an included applique magnetically applied in the field.

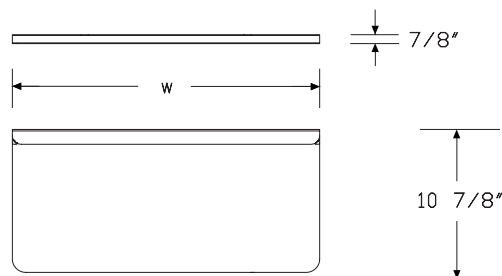
Board with tray (Y1124.FxxxxT) option comes with an angled 3/4" lip at bottom of board.

For optimal use, pair with dark fabric screens.

Order the following accessories separately:

- Magnetic document clip (YT400.)
- Magnetic name tag (YT410.05M)
- Pari screen, height adjustable table (Y1116.)
- Surface attached screen, flat edge (Y1118.)
- Laminate screen, surface attached (Y1120.)

Dimensions



Specification Information

Step 1.

Y1124.

Step 2. Screen Attachment Type

D thin profile fabric screen

L laminate

E PET

F fabric

Step 3. Surface Finish

P painted metal

M marker board

Step 4. Height

11 11" high

Step 5. Width

24 24" wide

30 30" wide

Step 6. Tray

For thin profile fabric screen (D), laminate (L), or PET (E)

N no tray

For fabric (F)

N no tray

T tray

Prices for Steps 1-6.

			1124N	1124T	1130N	1130T
Y1124.	D	P	\$176	—	188	—
		M	\$246	—	273	—
	L	P	\$140	—	153	—
		M	\$246	—	273	—
	E	P	\$176	—	188	—
		M	\$246	—	273	—
	F	P	\$176	176	188	188
		M	\$246	246	273	273

Metal Marker Board, Screen Attached

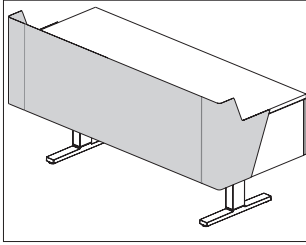
continued

Thrive™ Screens

Step 7. Finish		
611	beige mist metallic (CP) <input type="checkbox"/>	+\$0
613	silver (CP) <input type="checkbox"/>	+\$0
EH	metallic bronze <input type="checkbox"/>	+\$0
SNA	satin aluminum <input type="checkbox"/>	+\$10
SNB	satin bronze <input type="checkbox"/>	+\$10
SNC	satin carbon <input type="checkbox"/>	+\$10
UBK	ultra black (CP) <input type="checkbox"/>	+\$0
8Q	folkstone grey (CP) <input type="checkbox"/>	+\$0
91	white (CP) <input type="checkbox"/>	+\$0
98	studio white (CP) <input type="checkbox"/>	+\$0
BK	black <input type="checkbox"/>	+\$0
CL	cool grey neutral <input type="checkbox"/>	+\$0
G1	graphite (CP) <input type="checkbox"/>	+\$0
WL	warm stone (CP) <input type="checkbox"/>	+\$0
WN	warm grey neutral <input type="checkbox"/>	+\$0

Vista Privacy + Modesty Screen - Double Sided, Height Adjustable Table

Y1130.



Product Information

Description

This sheet metal privacy + modesty screen attaches to a Motia® Vista™ height adjustable table. The screen wraps around both ends of the work surface. Attachment hardware included.

Notes

Actual screen width is 2" less than specified width.

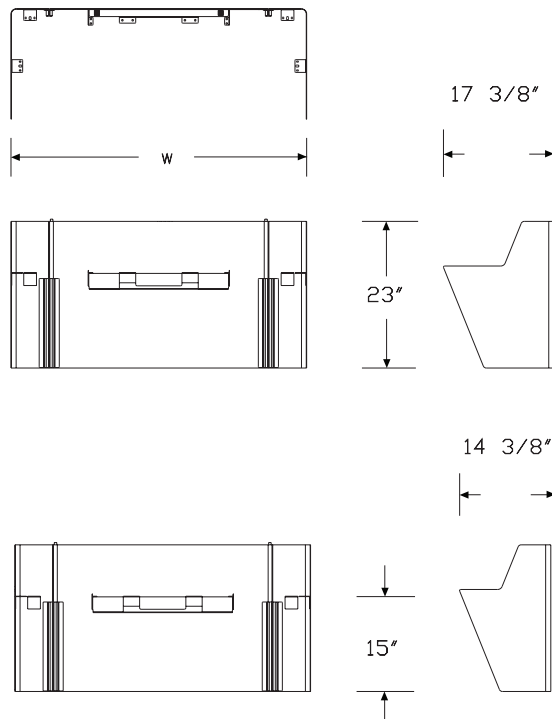
Privacy top edge is 7" above top of work surface at a 36" datum height.

Bottom edge of screen is 15" below top of work surface.

Recommended mounting creates a 1" gap between back edge of surface and the screen to accommodate cable routing and the attachment or clamp-mounting of other hardware to the surface.

There is not enough clearance for an open frame screen (FG345.) to be mounted above the work surface.

Dimensions



Specification Information

Step 1.

Y1130. ☐ A

Step 2. Height

A36 36" high/15" below work surface ☐ A

Step 3. Depth

24 24" deep ☐ A

30 30" deep ☐ A

Step 4. Width

48 48" wide ☐ A

54 54" wide ☐ A

60 60" wide ☐ A

66 66" wide ☐ A

72 72" wide ☐ A

Prices for Steps 1-4.

		48	54	60	66	72
Y1130. A36	24	\$1000	1040	1081	1132	1196
	30	\$1045	1087	1129	1186	1243

Step 5. Screen Finish

Smooth Paint

8Q	folkstone grey (CP)	<input type="checkbox"/> A	+\$0
91	white (CP)	<input type="checkbox"/> A	+\$0
98	studio white (CP)	<input type="checkbox"/> A	+\$0
CL	cool grey neutral	<input type="checkbox"/> A	+\$0
WL	warm stone (CP)	<input type="checkbox"/> A	+\$0
WN	warm grey neutral	<input type="checkbox"/> A	+\$0

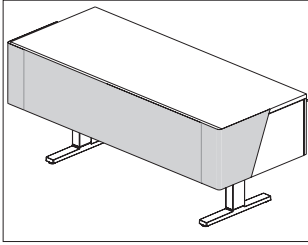
Metallic Paint

611	beige mist metallic (CP)	<input type="checkbox"/> A	+\$0
613	silver (CP)	<input type="checkbox"/> A	+\$0
SNA	satin aluminum	<input type="checkbox"/> A	+\$10
SNB	satin bronze	<input type="checkbox"/> A	+\$10
SNC	satin carbon	<input type="checkbox"/> A	+\$10
EH	metallic bronze	<input type="checkbox"/> A	+\$0

Sand Texture Paint

UBK	ultra black (CP)	<input type="checkbox"/> A	+\$0
BK	black	<input type="checkbox"/> A	+\$0
G1	graphite (CP)	<input type="checkbox"/> A	+\$0

Vista Modesty Screen - Double Sided, Y1131. Height Adjustable Table



Product Information

Description

This sheet metal modesty screen attaches to a Motia® Vista™ height adjustable table. The screen wraps around both ends of the work surface. Attachment hardware included.

Notes

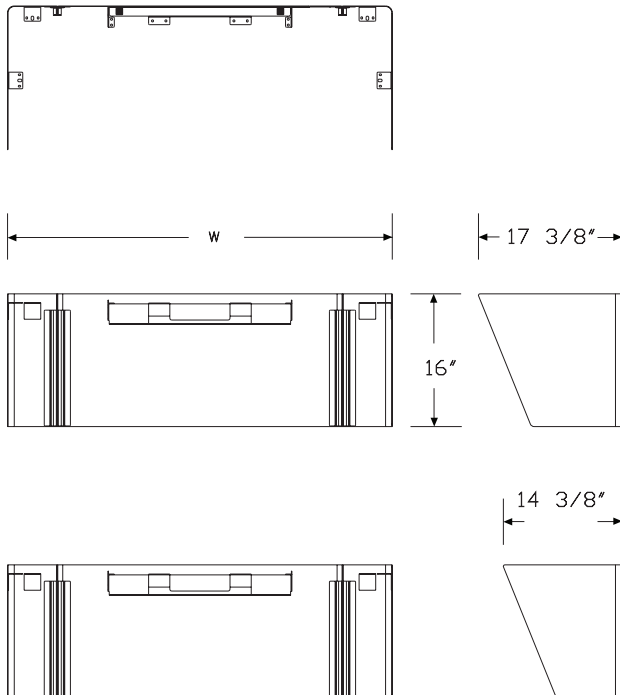
Actual screen width is 2" less than specified width.

Bottom edge of screen is 15" below top of work surface.

Recommended mounting creates a 1" gap between back edge of surface and the screen to accommodate cable routing and the attachment or clamp-mounting of other hardware to the surface.

There is enough clearance for an open frame screen (FG345.) to be mounted above the work surface. Order separately.

Dimensions



Specification Information

Step 1.

Y1131. ☐

Step 2. Depth

24 24" deep ☐

30 30" deep ☐

Step 3. Width

48 48" wide ☐

54 54" wide ☐

60 60" wide ☐

66 66" wide ☐

72 72" wide ☐

Prices for Steps 1-3.

		48	54	60	66	72
Y1131.	24	\$814	833	850	927	1004
	30	\$842	860	876	953	1033

Step 4. Screen Finish

Smooth Paint

8Q	folkstone grey (CP)	<input type="checkbox"/>	+\$0
91	white (CP)	<input type="checkbox"/>	+\$0
98	studio white (CP)	<input type="checkbox"/>	+\$0
CL	cool grey neutral	<input type="checkbox"/>	+\$0
WL	warm stone (CP)	<input type="checkbox"/>	+\$0
WN	warm grey neutral	<input type="checkbox"/>	+\$0

Metallic Paint

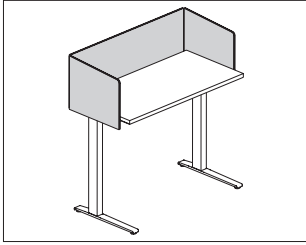
611	beige mist metallic (CP)	<input type="checkbox"/>	+\$0
613	silver (CP)	<input type="checkbox"/>	+\$0
SNA	satin aluminum	<input type="checkbox"/>	+\$10
SNB	satin bronze	<input type="checkbox"/>	+\$10
SNC	satin carbon	<input type="checkbox"/>	+\$10
EH	metallic bronze	<input type="checkbox"/>	+\$0

Sand Texture Paint

UBK	ultra black (CP)	<input type="checkbox"/>	+\$0
BK	black	<input type="checkbox"/>	+\$0
G1	graphite (CP)	<input type="checkbox"/>	+\$0

Ambit™ Height Adjustable Table Screen, Thin Profile Fabric

Y1150.



Product Information

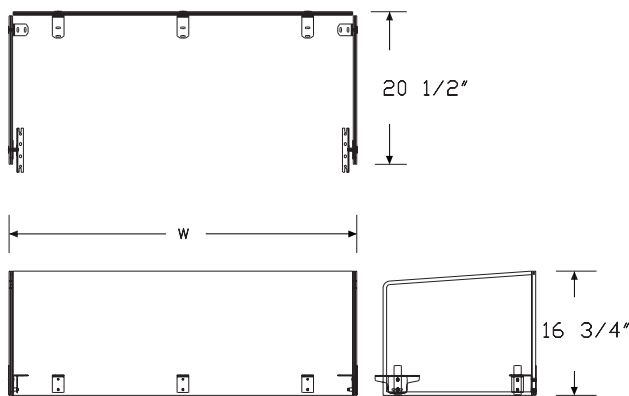
Description

This environmentally friendly, surface-attached tackable screen attaches to an individual table, desk, or work surface. It has a frameless, all-fabric design with a flat edge, and comes in privacy and modesty sizes. Attachment hardware included.

Notes

Privacy and modesty panel actual width is 2" less than specified width.
For side-attached (S) privacy screens (A), (C), and (E), top edge is 13" above top of work surface; bottom edge is 3 3/4" below work surface.
For side-attached (S) privacy & modesty screens (B), (D), and (F), top edge is 13" above top of work surface; bottom edge is 10" below work surface.
For both top mount (T) and side mount (S) screens (A) and (B), top edge aligns with the 42"-high Canvas datum line.
For both top mount (T) and side mount (S) screens (C) and (D), top edge aligns with the 46"-high Canvas datum line.
For both top mount (T) and side mount (S) screens (E) and (F), top edge aligns with the 53"-high Canvas datum line.
Side-attached (S) screens contain a center bracket.
Side-attached (S) bracket finish is painted graphite; for top mount (T) screens bracket color is specified.

Dimensions



Specification Information

Step 1.

Y1150.

Step 2. Table Type

MT	Motia
NL	Nevi Link
NT	Nevi
RL	Renew Link
RT	Renew

Step 3. Application

For Motia (MT), Nevi (NT), or Renew (RT)

L	left hand return
R	right hand return
S	back screen only
U	right and left return screen, U screen

For Nevi Link (NL) or Renew Link (RL)

L	left hand return
R	right hand return
U	right and left return screen, U screen

Step 4. Attachment Method

For Motia (MT), Nevi (NT), or Renew (RT) with back screen only (S)

S	attached on outside of work surface (for use with freestanding table)
---	---

For Motia (MT), Nevi (NT), or Renew (RT) with left hand return (L), right hand return (R), or right and left return screen, U screen (U)

S	attached on outside of work surface (for use with freestanding table)
T	mounted on top of work surface (for benching applications)

For Nevi Link (NL) or Renew Link (RL) with left hand return (L), right hand return (R), or right and left return screen, U screen (U)

T	mounted on top of work surface (for benching applications)
---	--

Step 5. Height

For attached on outside of work surface (for use with freestanding table) (S)

A	privacy (42" high)
B	privacy & modesty (42" high/10" below surface)
C	privacy (46" high)
D	privacy & modesty (46" high/10" below surface)
E	privacy (53" high)
F	privacy & modesty (53" high/10" below surface)

Ambit™ Height Adjustable Table

Screen, Thin Profile Fabric *continued*

Thrive™ Screens

For mounted on top of work surface (for benching applications) (T)

A	privacy (42" high)
C	privacy (46" high)
E	privacy (53" high)

Step 6. Width

For Motia (MT), Nevi (NT), or Renew (RT) with left hand return (L), right hand return (R), or right and left return screen, U screen (U) with privacy & modesty (42" high/10" below surface) (B) or privacy & modesty (46" high/10" below surface) (D)

48	48" wide
54	54" wide
60	60" wide
66	66" wide
72	72" wide

For Renew (RT) with back screen only (S) with privacy (42" high) (A), privacy & modesty (42" high/10" below surface) (B), privacy (46" high) (C), privacy & modesty (46" high/10" below surface) (D), privacy (53" high) (E), or privacy & modesty (53" high/10" below surface) (F)

36	36" wide
42	42" wide
48	48" wide
54	54" wide
60	60" wide
66	66" wide
72	72" wide

For Motia (MT) or Nevi (NT) with back screen only (S) with privacy (42" high) (A), privacy & modesty (42" high/10" below surface) (B), privacy (46" high) (C), privacy & modesty (46" high/10" below surface) (D), privacy (53" high) (E), or privacy & modesty (53" high/10" below surface) (F)

48	48" wide
54	54" wide
60	60" wide
66	66" wide
72	72" wide

For Motia (MT), Nevi (NT), or Renew (RT) with left hand return (L), right hand return (R), or right and left return screen, U screen (U) with privacy & modesty (53" high/10" below surface) (F)

48	48" wide
54	54" wide
60	60" wide
66	66" wide
72	72" wide

For Motia (MT), Nevi Link (NL), Nevi (NT), Renew Link (RL), or Renew (RT) with left hand return (L), right hand return (R), or right and left return screen, U screen (U) with privacy (42" high) (A) or privacy (46" high) (C)

48	48" wide
54	54" wide
60	60" wide
66	66" wide
72	72" wide

For Motia (MT), Nevi Link (NL), Nevi (NT), Renew Link (RL), or Renew (RT) with left hand return (L), right hand return (R), or right and left return screen, U screen (U) with privacy (53" high) (E)

48	48" wide
54	54" wide
60	60" wide
66	66" wide
72	72" wide

Step 7. Table Depth

For left hand return (L), right hand return (R), or right and left return screen, U screen (U)

24	24" deep
30	30" deep

For back screen only (S)

00	no depth selection needed
----	---------------------------

Step 8. Surface Material

R	tackable fabric, horizontal
---	-----------------------------

Prices for Steps 1-8.

		SA3600R	SA4200R	SA4800R	SA4824R	SA4830R	SA5400R
Y1150.	MT L	—	—	—	\$797	809	—
	R	—	—	—	\$797	797	—
	S	—	—	\$563	—	—	598
	U	—	—	—	\$1066	1066	—
	NT L	—	—	—	\$797	797	—
	R	—	—	—	\$797	797	—
	S	—	—	\$563	—	—	598
	U	—	—	—	\$1066	1066	—
	RT L	—	—	—	\$797	797	—
	R	—	—	—	\$797	797	—
	S	\$489	526	563	—	—	598
	U	—	—	—	\$1066	1066	—

Ambit™ Height Adjustable Table
Screen, Thin Profile Fabric *continued*

		SA5424R	SA5430R	SA6000R	SA6024R	SA6030R	SA6600R
Y1150. MT	L	\$856	877	—	894	927	—
	R	\$856	877	—	894	927	—
	S	—	—	\$649	—	—	680
	U	\$1146	1175	—	1193	1238	—
	NT	\$856	877	—	894	927	—
	L	\$856	877	—	894	927	—
	R	\$856	877	—	894	927	—
	S	—	—	\$649	—	—	680
	U	\$1146	1175	—	1193	1238	—
	RT	\$856	877	—	894	927	—
	L	\$856	877	—	894	927	—
	R	\$856	877	—	894	927	—
	S	—	—	\$649	—	—	680
	U	\$1146	1175	—	1193	1238	—
	NT	\$856	877	—	894	927	—
		SA6624R	SA6630R	SA7200R	SA7224R	SA7230R	SB3600R
Y1150. MT	L	\$924	970	—	965	1022	—
	R	\$924	970	—	965	1022	—
	S	—	—	\$724	—	—	—
	U	\$1235	1296	—	1290	1368	—
	NT	\$924	970	—	965	1022	—
	L	\$924	970	—	965	1022	—
	R	\$924	970	—	965	1022	—
	S	—	—	\$724	—	—	—
	U	\$1235	1296	—	1290	1368	—
	RT	\$924	970	—	965	1022	—
	L	\$924	970	—	965	1022	—
	R	\$924	970	—	965	1022	—
	S	—	—	\$724	—	—	545
	U	\$1235	1296	—	1290	1368	—
	NT	\$924	970	—	965	1022	—
		SB4200R	SB4800R	SB4824R	SB4830R	SB5400R	SB5424R
Y1150. MT	L	—	—	\$821	860	—	881
	R	—	—	\$821	821	—	881
	S	—	\$614	—	—	647	—
	U	—	—	\$1098	1098	—	1179
	NT	—	—	\$821	821	—	881
	L	—	—	\$821	821	—	881
	R	—	—	\$821	821	—	881
	S	—	\$614	—	—	647	—
	U	—	—	\$1098	1098	—	1179
	RT	—	—	\$821	821	—	881
	L	—	—	\$821	821	—	881
	R	—	—	\$821	821	—	881
	S	\$583	614	—	—	647	—
	U	—	—	\$1098	1098	—	1179
	NT	—	—	\$821	821	—	881
		SB5430R	SB6000R	SB6024R	SB6030R	SB6600R	SB6624R
Y1150. MT	L	\$903	—	917	951	—	949
	R	\$903	—	917	951	—	949
	S	—	\$669	—	—	730	—
	U	\$1208	—	1226	1270	—	1268
	NT	\$903	—	917	951	—	949

		SB6630R	SB7200R	SB7224R	SB7230R	SC3600R	SC4200R
Y1150. MT	L	\$994	—	989	1048	—	—
	R	\$994	—	989	1048	—	—
	S	—	\$785	—	—	—	—
	U	\$1328	—	1322	1401	—	—
	NT	\$994	—	989	1048	—	—
	L	\$994	—	989	1048	—	—
	R	\$994	—	989	1048	—	—
	S	—	\$785	—	—	—	—
	U	\$1328	—	1322	1401	—	—
	RT	\$994	—	989	1048	—	—
	L	\$994	—	989	1048	—	—
	R	\$994	—	989	1048	—	—
	S	—	\$785	—	—	561	617
	U	\$1328	—	1322	1401	—	—
	NT	\$994	—	989	1048	—	—
		SC4800R	SC4824R	SC4830R	SC5400R	SC5424R	SC5430R
Y1150. MT	L	—	\$916	916	—	977	999
	R	—	\$916	916	—	977	999
	S	\$693	—	—	729	—	—
	U	—	\$1226	1226	—	1306	1334
	NT	—	\$916	916	—	977	999
	L	—	\$916	916	—	977	999
	R	—	\$916	916	—	977	999
	S	\$693	—	—	729	—	—
	U	—	\$1226	1226	—	1306	1334
	RT	—	\$916	916	—	977	999
	L	—	\$916	916	—	977	999
	R	—	\$916	916	—	977	999
	S	\$693	—	—	729	—	—
	U	—	\$1226	1226	—	1306	1334
	NT	—	\$916	916	—	977	999
		SC6000R	SC6024R	SC6030R	SC6600R	SC6624R	SC6630R
Y1150. MT	L	—	\$1013	1047	—	1044	1089
	R	—	\$1013	1047	—	1044	1089
	S	\$815	—	—	857	—	—
	U	—	\$1354	1398	—	1396	1457
	NT	—	\$1013	1047	—	1044	1089
	L	—	\$1013	1047	—	1044	1089
	R	—	\$1013	1047	—	1044	1089
	S	\$815	—	—	857	—	—
	U	—	\$1354	1398	—	1396	1457
	NT	—	\$1013	1047	—	1044	1089

Thrive™ Screens

Ambit™ Height Adjustable Table
Screen, Thin Profile Fabric *continued*

Thrive™ Screens

	RT	L	—	\$1013	1047	—	1044	1089
		R	—	\$1013	1047	—	1044	1089
		S	\$815	—	—	857	—	—
		U	—	\$1354	1398	—	1396	1457
			SC7200R	SC7224R	SC7230R	SD3600R	SD4200R	SD4800R
Y1150.	MT	L	—	\$1084	1144	—	—	—
		R	—	\$1084	1144	—	—	—
		S	\$918	—	—	—	—	787
		U	—	\$1450	1529	—	—	—
	NT	L	—	\$1084	1144	—	—	—
		R	—	\$1084	1144	—	—	—
		S	\$918	—	—	—	—	787
		U	—	\$1450	1529	—	—	—
	RT	L	—	\$1084	1144	—	—	—
		R	—	\$1084	1144	—	—	—
		S	\$918	—	—	740	757	787
		U	—	\$1450	1529	—	—	—
			SD4824R	SD4830R	SD5400R	SD5424R	SD5430R	SD6000R
Y1150.	MT	L	\$932	932	—	992	1013	—
		R	\$932	932	—	992	1013	—
		S	—	—	\$809	—	—	897
		U	\$1248	1248	—	1327	1356	—
	NT	L	\$932	932	—	992	1013	—
		R	\$932	932	—	992	1013	—
		S	—	—	\$809	—	—	897
		U	\$1248	1248	—	1327	1356	—
	RT	L	\$932	932	—	992	1013	—
		R	\$932	932	—	992	1013	—
		S	—	—	\$809	—	—	897
		U	\$1248	1248	—	1327	1356	—
			SD6024R	SD6030R	SD6600R	SD6624R	SD6630R	SD7200R
Y1150.	MT	L	\$1028	1061	—	1059	1105	—
		R	\$1028	1061	—	1059	1105	—
		S	—	—	\$970	—	—	1010
		U	\$1375	1420	—	1418	1478	—
	NT	L	\$1028	1061	—	1059	1105	—
		R	\$1028	1061	—	1059	1105	—
		S	—	—	\$970	—	—	1010
		U	\$1375	1420	—	1418	1478	—
	RT	L	\$1028	1061	—	1059	1105	—
		R	\$1028	1061	—	1059	1105	—
		S	—	—	\$970	—	—	1010
		U	\$1375	1420	—	1418	1478	—

			SD7224R	SD7230R	SE3600R	SE4200R	SE4800R	SE4824R
Y1150.	MT	L	\$1100	1158	—	—	—	995
		R	\$1100	1158	—	—	—	995
		S	—	—	—	—	\$817	—
		U	\$1471	1550	—	—	—	1332
	NT	L	\$1100	1158	—	—	—	995
		R	\$1100	1158	—	—	—	995
		S	—	—	—	—	\$817	—
		U	\$1471	1550	—	—	—	1332
	RT	L	\$1100	1158	—	—	—	995
		R	\$1100	1158	—	—	—	995
		S	—	—	\$672	789	817	—
		U	\$1471	1550	—	—	—	1332
			SE4830R	SE5400R	SE5424R	SE5430R	SE6000R	SE6024R
Y1150.	MT	L	\$995	—	1055	1077	—	1091
		R	\$995	—	1055	1077	—	1091
		S	—	\$838	—	—	875	—
		U	\$1332	—	1412	1440	—	1460
	NT	L	\$995	—	1055	1077	—	1091
		R	\$995	—	1055	1077	—	1091
		S	—	\$838	—	—	875	—
		U	\$1332	—	1412	1440	—	1460
	RT	L	\$995	—	1055	1077	—	1091
		R	\$995	—	1055	1077	—	1091
		S	—	\$838	—	—	875	—
		U	\$1332	—	1412	1440	—	1460
			SE6030R	SE6600R	SE6624R	SE6630R	SE7200R	SE7224R
Y1150.	MT	L	\$1125	—	1123	1167	—	1163
		R	\$1125	—	1123	1167	—	1163
		S	—	\$954	—	—	1016	—
		U	\$1505	—	1502	1563	—	1556
	NT	L	\$1125	—	1123	1167	—	1163
		R	\$1125	—	1123	1167	—	1163
		S	—	\$954	—	—	1016	—
		U	\$1505	—	1502	1563	—	1556
	RT	L	\$1125	—	1123	1167	—	1163
		R	\$1125	—	1123	1167	—	1163
		S	—	\$954	—	—	1016	—
		U	\$1505	—	1502	1563	—	1556
			SE7230R	SF3600R	SF4200R	SF4800R	SF4824R	SF4830R
Y1150.	MT	L	\$1222	—	—	—	1076	1076
		R	\$1222	—	—	—	1076	1076
		S	—	—	—	\$829	—	—
		U	\$1635	—	—	—	1438	1438

Ambit™ Height Adjustable Table
Screen, Thin Profile Fabric *continued*

	NT	L	\$1222	—	—	—	1076	1076
	R		\$1222	—	—	—	1076	1076
	S		—	—	—	\$829	—	—
	U		\$1635	—	—	—	1438	1438
	RT	L	\$1222	—	—	—	1076	1076
	R		\$1222	—	—	—	1076	1076
	S		—	\$804	809	829	—	—
	U		\$1635	—	—	—	1438	1438
			SF5400R	SF5424R	SF5430R	SF6000R	SF6024R	SF6030R
Y1150.	MT	L	—	\$1137	1157	—	1173	1207
	R		—	\$1137	1157	—	1173	1207
	S		\$839	—	—	929	—	—
	U		—	\$1519	1548	—	1566	1611
	NT	L	—	\$1137	1157	—	1173	1207
	R		—	\$1137	1157	—	1173	1207
	S		\$839	—	—	929	—	—
	U		—	\$1519	1548	—	1566	1611
	RT	L	—	\$1137	1157	—	1173	1207
	R		—	\$1137	1157	—	1173	1207
	S		\$839	—	—	929	—	—
	U		—	\$1519	1548	—	1566	1611
			SF6600R	SF6624R	SF6630R	SF7200R	SF7224R	SF7230R
Y1150.	MT	L	—	\$1203	1249	—	1244	1302
	R		—	\$1203	1249	—	1244	1302
	S		\$976	—	—	1179	—	—
	U		—	\$1609	1669	—	1662	1742
	NT	L	—	\$1203	1249	—	1244	1302
	R		—	\$1203	1249	—	1244	1302
	S		\$976	—	—	1179	—	—
	U		—	\$1609	1669	—	1662	1742
	RT	L	—	\$1203	1249	—	1244	1302
	R		—	\$1203	1249	—	1244	1302
	S		\$976	—	—	1179	—	—
	U		—	\$1609	1669	—	1662	1742
			TA4824R	TA4830R	TA5424R	TA5430R	TA6024R	TA6030R
Y1150.	MT	L	\$797	797	856	877	894	927
	R		\$797	797	856	877	894	927
	U		\$1066	1066	1146	1175	1193	1238
	NL	L	\$797	797	856	877	894	927
	R		\$797	797	856	877	894	927
	U		\$1066	1066	1146	1175	1193	1238
	NT	L	\$797	797	856	877	894	927
	R		\$797	797	856	877	894	927
	U		\$1066	1066	1146	1175	1193	1238

	RL	L	\$797	797	856	877	894	927
	R		\$797	797	856	877	894	927
	U		\$1066	1066	1146	1175	1193	1238
	RT	L	\$797	797	856	877	894	927
	R		\$797	797	856	877	894	927
	U		\$1066	1066	1146	1175	1193	1238
			TA6624R	TA6630R	TA7224R	TA7230R	TC4824R	TC4830R
Y1150.	MT	L	\$924	970	965	1022	916	916
	R		\$924	970	965	1022	916	916
	U		\$1235	1296	1290	1368	1226	1226
	NL	L	\$924	970	965	1022	916	916
	R		\$924	970	965	1022	916	916
	U		\$1235	1296	1290	1368	1226	1226
	NT	L	\$924	970	965	1022	916	916
	R		\$924	970	965	1022	916	916
	U		\$1235	1296	1290	1368	1226	1226
	RL	L	\$924	970	965	1022	916	916
	R		\$924	970	965	1022	916	916
	U		\$1235	1296	1290	1368	1226	1226
	RT	L	\$924	970	965	1022	916	916
	R		\$924	970	965	1022	916	916
	U		\$1235	1296	1290	1368	1226	1226
			TC5424R	TC5430R	TC6024R	TC6030R	TC6624R	TC6630R
Y1150.	MT	L	\$977	999	1013	1047	1044	1089
	R		\$977	999	1013	1047	1044	1089
	U		\$1306	1334	1354	1398	1396	1457
	NL	L	\$977	999	1013	1047	1044	1089
	R		\$977	999	1013	1047	1044	1089
	U		\$1306	1334	1354	1398	1396	1457
	NT	L	\$977	999	1013	1047	1044	1089
	R		\$977	999	1013	1047	1044	1089
	U		\$1306	1334	1354	1398	1396	1457
	RL	L	\$977	999	1013	1047	1044	1089
	R		\$977	999	1013	1047	1044	1089
	U		\$1306	1334	1354	1398	1396	1457
	RT	L	\$977	999	1013	1047	1044	1089
	R		\$977	999	1013	1047	1044	1089
	U		\$1306	1334	1354	1398	1396	1457
			TC7224R	TC7230R	TE4824R	TE4830R	TE5424R	TE5430R
Y1150.	MT	L	\$1084	1144	995	995	1055	1077
	R		\$1084	1144	995	995	1055	1077
	U		\$1450	1529	1332	1332	1412	1440

Ambit™ Height Adjustable Table

Screen, Thin Profile Fabric *continued*

Thrive™ Screens

Thrive™ Screens	NL	L	\$1084	1144	995	995	1055	1077
		R	\$1084	1144	995	995	1055	1077
		U	\$1450	1529	1332	1332	1412	1440
	NT	L	\$1084	1144	995	995	1055	1077
		R	\$1084	1144	995	995	1055	1077
		U	\$1450	1529	1332	1332	1412	1440
	RL	L	\$1084	1144	995	995	1055	1077
		R	\$1084	1144	995	995	1055	1077
		U	\$1450	1529	1332	1332	1412	1440
	RT	L	\$1084	1144	995	995	1055	1077
		R	\$1084	1144	995	995	1055	1077
		U	\$1450	1529	1332	1332	1412	1440
			TE6024R	TE6030R	TE6624R	TE6630R	TE7224R	TE7230R
	Y1150. MT	L	\$1091	1125	1123	1167	1163	1222
		R	\$1091	1125	1123	1167	1163	1222
		U	\$1460	1505	1502	1563	1556	1635
	NL	L	\$1091	1125	1123	1167	1163	1222
		R	\$1091	1125	1123	1167	1163	1222
		U	\$1460	1505	1502	1563	1556	1635
	NT	L	\$1091	1125	1123	1167	1163	1222
		R	\$1091	1125	1123	1167	1163	1222
		U	\$1460	1505	1502	1563	1556	1635
	RL	L	\$1091	1125	1123	1167	1163	1222
		R	\$1091	1125	1123	1167	1163	1222
		U	\$1460	1505	1502	1563	1556	1635
	RT	L	\$1091	1125	1123	1167	1163	1222
		R	\$1091	1125	1123	1167	1163	1222
		U	\$1460	1505	1502	1563	1556	1635

Step 9. Fabric

Price Category 1	+\$0
Price Category 2	+\$31
Price Category 3	+\$71
Price Category 4	+\$134
Price Category 5	+\$220
Price Category B	+\$120
Price Category C	+\$160
Price Category E	+\$220

Step 10. Corner Cover Options

For mounted on top of work surface (for benching applications)
(T)

UBK	ultra black (CP)	+\$0
8Q	folkstone grey (CP)	+\$0
91	white (CP)	+\$0
98	studio white (CP)	+\$0
BK	black	+\$0
CL	cool grey neutral	+\$0
DB3	glacier	+\$10
DN2	nightfall	+\$10
DR1	canyon	+\$10
G1	graphite (CP)	+\$0
OLF	olive	+\$10
WN	warm grey	+\$0

Step 11. Bracket Color Options

For mounted on top of work surface (for benching applications)
(T)

611	beige mist metallic (CP)	+\$0
613	silver (CP)	+\$0
UBK	ultra black (CP)	+\$0
8Q	folkstone grey (CP)	+\$0
91	white (CP)	+\$0
98	studio white (CP)	+\$0
BK	black	+\$0
G1	graphite (CP)	+\$0
WL	warm stone (CP)	+\$0
WN	warm grey neutral	+\$0
DB3	glacier	+\$10
DN2	nightfall	+\$10
DR1	canyon	+\$10
OLF	olive	+\$10
SNA	satin aluminum	+\$10
SNB	satin bronze	+\$10
SNC	satin carbon	+\$10

Step 12. Screen Accessories

NN	none	+\$0
NH	name tag holder (YT410)	+\$43
MB	24" painted metal markerboard (Y1124.DP)	+\$170
ML	30" painted metal markerboard (Y1124.DP)	+\$182
DM	24" writeable markerboard (Y1124.DM)	+\$238
DL	30" writeable markerboard (Y1124.DM)	+\$265

Ambit™ Height Adjustable Table

Screen, Thin Profile Fabric *continued*

Step 13. Screen Accessory Finish

For name tag holder (YT410) (NH)

613	silver (CP)	+\$0
------------	-------------	------

For 24" painted metal markerboard (Y1124.DP) (MB), 30" painted metal markerboard (Y1124.DP) (ML), 24" writeable markerboard (Y1124.DM) (DM), or 30" writeable markerboard (Y1124.DM) (DL)

611	beige mist metallic (CP)	+\$0
613	silver (CP)	+\$0
SNA	satin aluminum	+\$10
SNB	satin bronze	+\$10
SNC	satin carbon	+\$10

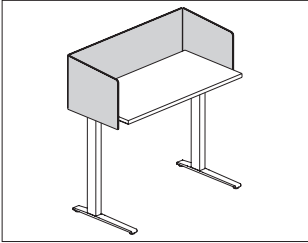
For 24" painted metal markerboard (Y1124.DP) (MB), 30" painted metal markerboard (Y1124.DP) (ML), 24" writeable markerboard (Y1124.DM) (DM), or 30" writeable markerboard (Y1124.DM) (DL)

8Q	folkstone grey (CP)	+\$0
91	white (CP)	+\$0
98	studio white (CP)	+\$0
BK	black	+\$0
G1	graphite (CP)	+\$0
UBK	ultra black (CP)	+\$0
WL	warm stone (CP)	+\$0
WN	warm grey neutral	+\$0

Ambit™ Height Adjustable Table

Y1155.

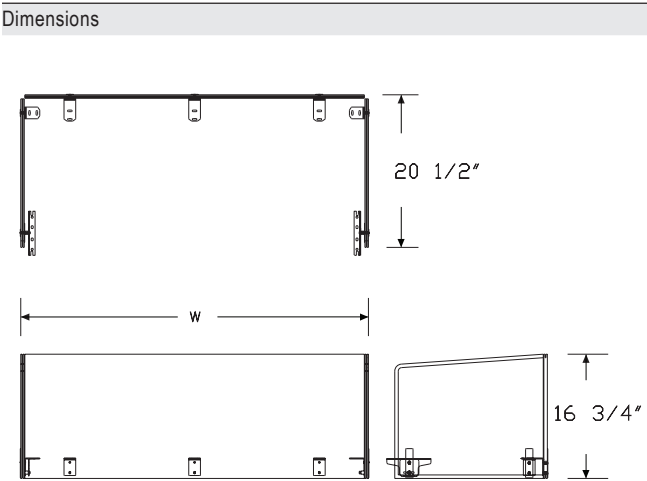
Screen, PET



Product Information

Description

This surface-attached tackable screen attaches to an individual table, desk, or work surface. It has a frameless PET design with a flat edge and comes in privacy and modesty sizes. Attachment hardware included.



Specification Information

Step 1.

Y1155.

Step 2. Table Type

MT	Motia
NL	Nevi Link
NT	Nevi
RL	Renew Link
RT	Renew

Step 3. Application

<i>For Motia (MT), Nevi (NT), or Renew (RT)</i>	
L	left hand return
R	right hand return
U	right and left return screen, U screen

<i>For Nevi Link (NL) or Renew Link (RL)</i>	
L	left hand return
R	right hand return
U	right and left return screen, U screen

Step 4. Attachment Method

<i>For Motia (MT), Nevi (NT), or Renew (RT) with left hand return (L), right hand return (R), or right and left return screen, U screen (U)</i>	
S	attached on outside of work surface (for use with freestanding table)
T	mounted on top of work surface (for benching applications)

<i>For Nevi Link (NL) or Renew Link (RL) with left hand return (L), right hand return (R), or right and left return screen, U screen (U)</i>	
T	mounted on top of work surface (for benching applications)

Step 5. Height

<i>For attached on outside of work surface (for use with freestanding table) (S)</i>	
A	privacy (42" high)
B	privacy & modesty (42" high/10" below surface)
C	privacy (46" high)
D	privacy & modesty (46" high/10" below surface)

<i>For mounted on top of work surface (for benching applications) (T)</i>	
A	privacy (42" high)
C	privacy (46" high)

Ambit™ Height Adjustable Table

Screen, PET *continued*

Step 6. Width

48	48" wide
54	54" wide
60	60" wide
66	66" wide
72	72" wide

Step 7. Table Depth

24	24" deep
30	30" deep

Prices for Steps 1-7.

		SA4824	SA4830	SA5424	SA5430	SA6024	SA6030
Y1155. MT	L	\$903	903	924	924	955	955
	R	\$903	903	924	924	955	955
	U	\$1009	1009	1083	1083	1115	1115
NT	L	\$903	903	924	924	955	955
	R	\$903	903	924	924	955	955
	U	\$1009	1009	1083	1083	1115	1115
RT	L	\$903	903	924	924	955	955
	R	\$903	903	924	924	955	955
	U	\$1009	1009	1083	1083	1115	1115

		SA6624	SA6630	SA7224	SA7230	SB4824	SB4830
Y1155. MT	L	\$977	977	999	999	935	935
	R	\$977	977	999	999	935	935
	U	\$1221	1221	1539	1539	1221	1221
NT	L	\$977	977	999	999	935	935
	R	\$977	977	999	999	935	935
	U	\$1221	1221	1539	1539	1221	1221
RT	L	\$977	977	999	999	935	935
	R	\$977	977	999	999	935	935
	U	\$1221	1221	1539	1539	1221	1221

		SB5424	SB5430	SB6024	SB6030	SB6624	SB6630
Y1155. MT	L	\$967	967	987	987	1019	1019
	R	\$967	967	987	987	1019	1019
	U	\$1274	1274	1327	1327	1539	1539
NT	L	\$967	967	987	987	1019	1019
	R	\$967	967	987	987	1019	1019
	U	\$1274	1274	1327	1327	1539	1539
RT	L	\$967	967	987	987	1019	1019
	R	\$967	967	987	987	1019	1019
	U	\$1274	1274	1327	1327	1539	1539

		SB7224	SB7230	SC4824	SC4830	SC5424	SC5430
Y1155. MT	L	\$1041	1041	955	955	977	977
	R	\$1041	1041	955	955	977	977
	U	\$1616	1616	1274	1274	1327	1327
NT	L	\$1041	1041	955	955	977	977
	R	\$1041	1041	955	955	977	977
	U	\$1616	1616	1274	1274	1327	1327
RT	L	\$1041	1041	955	955	977	977
	R	\$1041	1041	955	955	977	977
	U	\$1616	1616	1274	1274	1327	1327

		SC6024	SC6030	SC6624	SC6630	SC7224	SC7230
Y1155. MT	L	\$999	999	1019	1019	1041	1041
	R	\$999	999	1019	1019	1041	1041
	U	\$1380	1380	1486	1486	1592	1592
NT	L	\$999	999	1019	1019	1041	1041
	R	\$999	999	1019	1019	1041	1041
	U	\$1380	1380	1486	1486	1592	1592
RT	L	\$999	999	999	999	1041	1041
	R	\$999	999	999	999	1041	1041
	U	\$1380	1380	1486	1486	1592	1592

		SD4824	SD4830	SD5424	SD5430	SD6024	SD6030
Y1155. MT	L	\$1375	1375	1386	1386	1433	1433
	R	\$1375	1375	1386	1386	1433	1433
	U	\$1486	1486	1592	1592	1698	1698
NT	L	\$1375	1375	1386	1386	1433	1433
	R	\$1375	1375	1386	1386	1433	1433
	U	\$1486	1486	1592	1592	1698	1698
RT	L	\$1375	1375	1386	1386	1433	1433
	R	\$1375	1375	1386	1386	1433	1433
	U	\$1486	1486	1592	1592	1698	1698

		SD6624	SD6630	SD7224	SD7230	TA4824	TA4830
Y1155. MT	L	\$1492	1492	1598	1598	809	810
	R	\$1492	1492	1598	1598	809	810
	U	\$1910	1910	2122	2122	857	858
NL	L	—	—	—	—	\$809	810
	R	—	—	—	—	\$809	810
	U	—	—	—	—	\$857	858
NT	L	\$1491	1492	1598	1598	809	810
	R	\$1492	1492	1598	1598	809	810
	U	\$1910	1910	2122	2122	857	858
RL	L	—	—	—	—	\$809	810
	R	—	—	—	—	\$809	810
	U	—	—	—	—	\$857	858

Thrive™ Screens

Ambit™ Height Adjustable Table

Screen, PET *continued*

Thrive™ Screens

			RT	L	\$1492	1492	1598	1598	809	810
				R	\$1492	1492	1598	1598	809	810
				U	\$1910	1910	2122	2122	857	858
					TA5424	TA5430	TA6024	TA6030	TA6624	TA6630
Y1155.	MT	L			\$817	817	849	849	887	887
		R			\$817	817	849	849	887	887
		U			\$861	861	963	964	966	966
	NL	L			\$817	817	849	849	887	887
		R			\$817	817	849	849	887	887
		U			\$861	861	963	964	966	966
	NT	L			\$817	817	849	849	887	887
		R			\$817	817	849	849	887	887
		U			\$861	861	963	964	966	966
	RL	L			\$817	817	849	849	887	887
		R			\$817	817	849	849	887	887
		U			\$861	861	963	964	966	966
	RT	L			\$817	817	849	849	887	887
		R			\$817	817	849	849	887	887
		U			\$861	861	963	964	966	966
					TA7224	TA7230	TC4824	TC4830	TC5424	TC5430
Y1155.	MT	L			\$926	927	914	915	935	935
		R			\$926	927	914	915	935	935
		U			\$971	972	963	964	966	966
	NL	L			\$926	927	914	915	935	935
		R			\$926	927	914	915	935	935
		U			\$971	972	963	964	966	966
	NT	L			\$926	927	914	915	935	935
		R			\$926	927	914	915	935	935
		U			\$971	972	963	964	966	966
	RL	L			\$926	927	914	914	935	935
		R			\$926	927	914	914	935	935
		U			\$971	972	963	964	966	966
	RT	L			\$926	927	914	915	935	935
		R			\$926	927	914	915	935	935
		U			\$971	972	963	964	966	966
					TC6024	TC6030	TC6624	TC6630	TC7224	TC7230
Y1155.	MT	L			\$967	967	1009	1009	1080	1080
		R			\$967	967	1009	1009	1080	1080
		U			\$1136	1137	1139	1139	1302	1308
	NL	L			\$967	967	1009	1009	1080	1080
		R			\$967	967	1009	1009	1080	1080
		U			\$1136	1137	1139	1139	1308	1309

			NT	L	\$967	967	1009	1009	1080	1080
				R	\$967	967	1009	1009	1080	1080
				U	\$1136	1137	1139	1139	1302	1308
			RL	L	\$967	967	1009	1009	1080	1080
				R	\$967	967	1009	1009	1080	1080
				U	\$1136	1137	1139	1139	1308	1309
			RT	L	\$967	967	1009	1009	1080	1080
				R	\$967	967	1009	1009	1080	1080
				U	\$1136	1137	1139	1139	1302	1308

Step 8. Material

PHN	heathered nightfall	+\$0
PHO	heathered olive	+\$0
PLG	cool heathered grey	+\$0

Step 9. Bracket Color Options

For mounted on top of work surface (for benching applications)

(T)

98	studio white (CP)	+\$0
BK	black	+\$0
CRB	carbon (CP)	+\$0
DN2	nightfall	+\$10
OLF	olive	+\$10
UBK	ultra black (CP)	+\$0

Step 10. Screen Accessories

MB	24" painted metal markerboard (Y1124.DP)	+\$170
NN	none	+\$0
NH	name tag holder (YT410)	+\$43
ML	30" painted metal markerboard (Y1124.DP)	+\$182
DM	24" writeable markerboard (Y1124.DM)	+\$238
DL	30" writeable markerboard (Y1124.DM)	+\$265

Step 11. Screen Accessory Finish

For name tag holder (YT410) (NH)

613	silver (CP)	+\$0
-----	-------------	------

For 24" painted metal markerboard (Y1124.DP) (MB), 30" painted metal markerboard (Y1124.DP) (ML), 24" writeable markerboard (Y1124.DM) (DM), or 30" writeable markerboard (Y1124.DM) (DL)

611	beige mist metallic (CP)	+\$0
613	silver (CP)	+\$0
SNA	satin aluminum	+\$10
SNB	satin bronze	+\$10
SNC	satin carbon	+\$10

Ambit™ Height Adjustable Table

Screen, PET *continued*

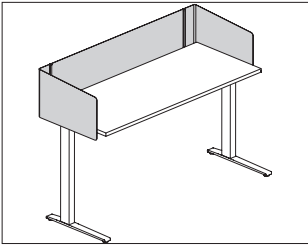
For 24" painted metal markerboard (Y1124.DP) (MB), 30" painted metal markerboard (Y1124.DP) (ML), 24" writeable markerboard (Y1124.DM) (DM), or 30" writeable markerboard (Y1124.DM) (DL)

8Q	folkstone grey (CP)	+\$0
91	white (CP)	+\$0
98	studio white (CP)	+\$0
BK	black	+\$0
G1	graphite (CP)	+\$0
UBK	ultra black (CP)	+\$0
WL	warm stone (CP)	+\$0
WN	warm grey neutral	+\$0

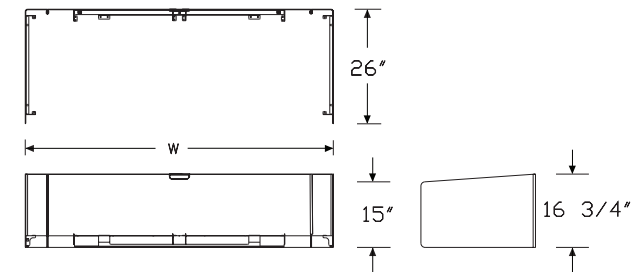
Ambit™ Height Adjustable Table

Y1160.

Screen, Metal



Product Information
Description
This surface-attached screen attaches to the work surface of a freestanding table. It is painted metal and comes in privacy size. An optional magnetic screen liner is user-adjustable without tools. Screen attachment hardware included.
Notes
Privacy panel actual width is 2" less than specified width.
Privacy screen (A) top edge is 13" above top of work surface.
Privacy screen (A) top edge aligns with the 42"-high Canvas datum line; bottom edge is 4" below work surface.
Screens 54" wide and wider include an additional 1"-wide center mounting bracket.
Attachment bracket finish is painted graphite.
Dimensions



Specification Information
Step 1.
Y1160.
Step 2. Table Type
MT Motia
NT Nevi
RT Renew
Step 3. Application
U right and left return screen, U screen
Step 4. Attachment Method
S attached on outside of work surface (for use with freestanding table)
Step 5. Height
A privacy (42" high)
Step 6. Width
48 48" wide
54 54" wide
60 60" wide
66 66" wide
72 72" wide
Step 7. Table Depth
30 30" deep
Step 8. Screen Liner
M magnetic liner
N none

Prices for Steps 1-8.						
	SA4830M	SA4830N	SA5430M	SA5430N	SA6030M	SA6030N
Y1160. MT U	\$1458	824	1474	841	1493	860
NT U	\$1458	824	1474	841	1493	860
RT U	\$1458	824	1474	841	1493	860
	SA6630M	SA6630N	SA7230M	SA7230N		
Y1160. MT U	\$1528	895	1673	1040		
NT U	\$1528	895	1673	1040		
RT U	\$1528	895	1673	1040		

Ambit™ Height Adjustable Table

Screen, Metal *continued*

Step 9. Surface Finish

611	beige mist metallic (CP)	+\$0
613	silver (CP)	+\$0
SNA	satin aluminum	+\$60
SNB	satin bronze	+\$60
SNC	satin carbon	+\$60
8Q	folkstone grey (CP)	+\$0
91	white (CP)	+\$0
98	studio white (CP)	+\$0
BK	black	+\$0
DB3	glacier	+\$50
DN2	nightfall	+\$50
DR1	canyon	+\$50
G1	graphite (CP)	+\$0
OLF	olive	+\$50
UBK	ultra black (CP)	+\$0
WL	warm stone (CP)	+\$0
WN	warm grey neutral	+\$0

Step 10. Magnetic Screen Liner Finish

For magnetic liner (M)

Price Category 4	+\$0
------------------	------

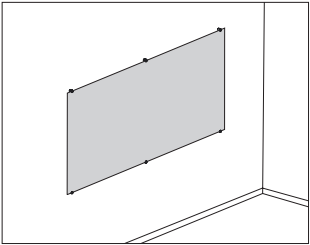
Step 11. Screen Accessories

NH	name tag holder (YT410)	+\$39
NN	none	+\$0

Step 12. Screen Accessory Finish

For name tag holder (YT410) (NH)

613	silver (CP)	+\$0
------------	-------------	------



Product Information

Description

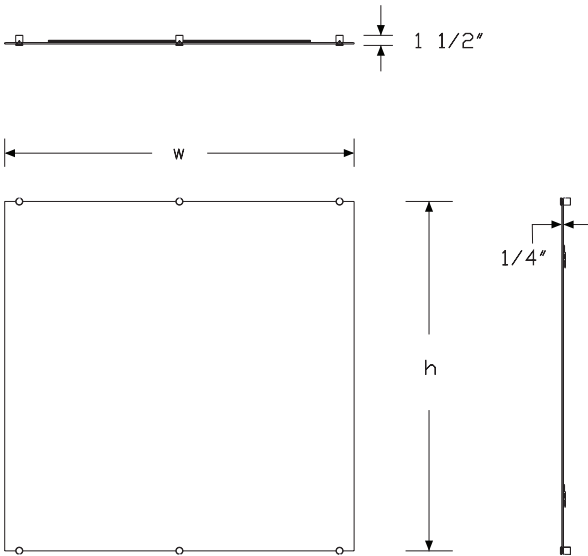
This glass white board is designed to mount to an architectural wall. It provides writable surface that can be magnetic or nonmagnetic.

Notes

Attachment hardware not included. Hardware depends on type of wall intended for attachment.

For optimal magnetic performance, use rare earth magnets with glass markerboard.

Dimensions



Specification Information

Step 1.

Y7232.

Step 2. Corner Profile

S square corner

Step 3. Height

24 24" high

36 36" high

48 48" high

Step 4. Width

For 24" high (24)

36 36" wide

For 36" high (36)

48 48" wide

For 48" high (48)

48 48" wide

60 60" wide

72 72" wide

96 96" wide

Step 5. Type

M magnetic

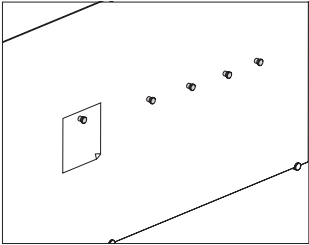
N non-magnetic

Prices for Steps 1-5.

			36M	36N	48M	48N	60M	60N
Y7232.	S	24	\$1107	1032	—	—	—	—
		36	—	—	\$2280	2122	—	—
		48	—	—	\$3276	3045	4129	3840
					72M	72N	96M	96N
Y7232.	S	48			\$4984	4634	6618	6158

Step 6. Attachment Method

1	edge grip clip	+\$0
2	rear hanger bracket	+\$0



Product Information

Description

These magnets are intended to be used with the glass white board and are available in several colors. Package includes 5 magnets of the specified color.

Notes

Order glass white board (Y7232.) separately.

Dimensions

Specification Information

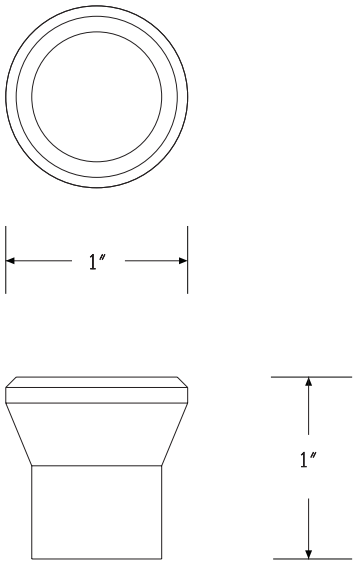
Step 1.

Y7234.	A	\$197
--------	---	-------

Step 2. Finish

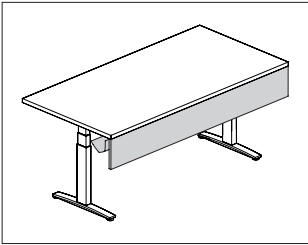
OH	black	A	+\$0
OJ	white	A	+\$0
OL	red	A	+\$0

Thrive™ Screens



Modesty Panel

Y1113.



Product Information

Description

This modesty panel attaches to a table, desk, peninsula, or work surface. It has a solid MDF core with a laminate or veneer surface, aluminum top rail and attachment brackets. Cable trough is optional. Attachment hardware included.

Notes

Specify modesty panel to be equal to surface width, or 6" less than surface width of a height adjustable table.

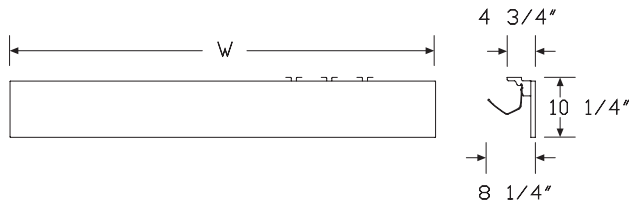
Modesty panel dimension is approximately 10" high with width specified in step 1. Actual width 1/4" less than specified value.

Modesty panel is field installed.

Brackets are located to work with Connect™ 2-circuit power system.

Modesty panel (Y1113.) may impede ideal folding functionality of flip top table (DT5Ax.). For use with flip top table, modesty panel (Y1114.) is recommended. It comes only with a fabric surface.

Dimensions



Specification Information

Step 1.

Y1113.

Step 2. Width

24	24" wide
30	30" wide
36	36" wide
42	42" wide
48	48" wide
54	54" wide
60	60" wide
66	66" wide
72	72" wide

Step 3. Cable Trough

N	without added cable trough
Y	with added cable trough

Step 4. Surface Material

L	thermally-fused laminate top/thermoplastic edge
W	veneer top/veneer edge

Prices for Steps 1-4.

			L	W
Y1113.	24	N	\$276	487
		Y	\$489	720
	30	N	\$300	545
		Y	\$554	824
	36	N	\$327	605
		Y	\$601	907
	42	N	\$354	665
		Y	\$661	1002
	48	N	\$380	727
		Y	\$721	1101
	54	N	\$408	787
		Y	\$784	1195
	60	N	\$434	845
		Y	\$845	1290
	66	N	\$434	904
		Y	\$906	1386
	72	N	\$469	964
		Y	\$965	1481

Step 5. Finish

For thermally-fused laminate top/thermoplastic edge (L)

125	natural maple (CP)	+\$0
126	natural cherry (CP)	+\$0
127	walnut (CP)	+\$0
139	light ash (CP)	+\$0
140	warm ash (CP)	+\$0
76	light brown walnut	+\$0
8Q	folkstone grey (CP)	+\$0
91	white (CP)	+\$0
98	studio white (CP)	+\$0
CL	cool grey neutral	+\$0
G1	graphite (CP)	+\$0
HP	light anigre	+\$0
LBA	clear on ash (CP)	+\$0
LBB	oak on ash (CP)	+\$0
LBC	walnut on ash (CP)	+\$0
LBF	neutral twill	+\$0
LBJ	graphite twill	+\$0
LBQ	white twill	+\$0
LBR	phantom ecru	+\$0
LBS	phantom cocoa	+\$0
LBU	medium matte walnut (CP)	+\$0
LBV	warm grey teak	+\$0
LU	soft white	+\$0
WL	warm stone (CP)	+\$0
WN	warm grey neutral	+\$0

For veneer top/veneer edge (W)

2U	light brown walnut	+\$0
40	dark brown walnut	+\$0
UL	natural maple	+\$0

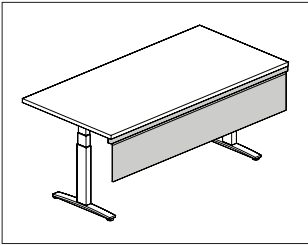
Step 6. Edge Finish

For thermally-fused laminate top/thermoplastic edge (L)

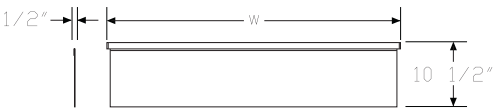
125	natural maple (CP)	+\$0
126	natural cherry (CP)	+\$0
127	walnut (CP)	+\$0
139	light ash (CP)	+\$0
140	warm ash (CP)	+\$0
76	light brown walnut	+\$0
8Q	folkstone grey (CP)	+\$0
91	white (CP)	+\$0
98	studio white (CP)	+\$0
CL	cool grey neutral	+\$0
G1	graphite (CP)	+\$0
HF	inner tone light	+\$0
HP	light anigre	+\$0
LBA	clear on ash (CP)	+\$0
LBB	oak on ash (CP)	+\$0
LBC	walnut on ash (CP)	+\$0
LBF	neutral twill	+\$0
LBJ	graphite twill	+\$0
LBQ	white twill	+\$0
LBR	phantom ecru	+\$0
LBS	phantom cocoa	+\$0
LBU	medium matte walnut (CP)	+\$0
LBV	warm grey teak	+\$0
LU	soft white	+\$0
UBK	ultra black (CP)	+\$0
WL	warm stone (CP)	+\$0
WN	warm grey neutral	+\$0

Fabric Modesty Panel

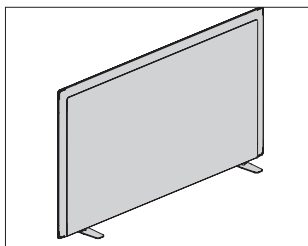
Y1114.



Product Information
Description
This modesty panel attaches to a table, desk, peninsula, or work surface. It has a fabric surface with aluminum top rail and attachment brackets. Attachment hardware included.
Notes
Specify modesty panel to be equal to surface width, or 6" less than surface width of a height adjustable table.
For use with flip top table (DT5Ax.), modesty panel (Y1114.) is recommended to enable optimal folding functionality of the table.
Dimensions



Specification Information
Step 1.
Y1114. <input type="checkbox"/>
Step 2. Width
24 24" wide <input type="checkbox"/>
30 30" wide <input type="checkbox"/>
36 36" wide <input type="checkbox"/>
42 42" wide <input type="checkbox"/>
48 48" wide <input type="checkbox"/>
54 54" wide <input type="checkbox"/>
60 60" wide <input type="checkbox"/>
66 66" wide <input type="checkbox"/>
72 72" wide <input type="checkbox"/>
Prices for Steps 1-2.
Y1114. 24 \$251
30 \$274
36 \$297
42 \$314
48 \$334
54 \$375
60 \$395
66 \$417
72 \$433
Step 3. Fabric
Price Category 4 +\$28



Product Information

Description

This movable, tackable screen sits on top of work surfaces to extend the overall height and provide boundary and privacy on tables, benches and systems products. It has a frameless all-fabric design and is freestanding. Base finish available in folkstone grey or black.

Notes

Datum heights reflect placement on 29"-high fixed-height work surface and align with Canvas datum lines. Screen can be used on fixed, level work surface.

Specify width of screen to match width of work surface.

Screen heights are nominal. Actual screen heights are: 12½" (14), 16½" (18), and 23½" (25).

Screen accepts Customer's Own Material (COM). Yardage is estimated for directional, 54" wide fabrics.

For vertical fabric direction (T, E):

Height—Yardage

14—1.17

18—1.42

25—1.83

For horizontal fabric direction (R, D):

Width—Yardage

42—1.51

48—1.70

54—1.89

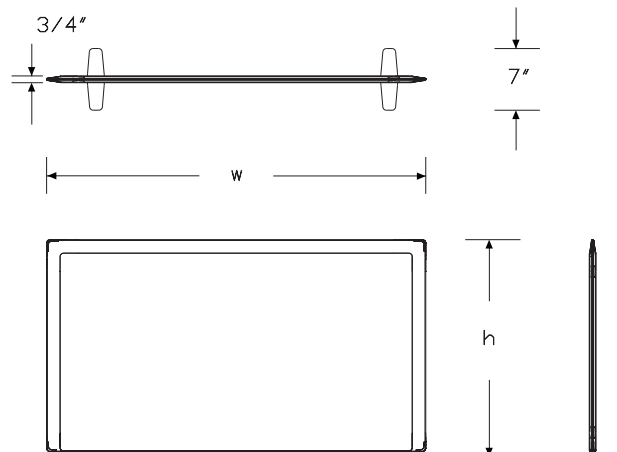
60—2.08

66—2.27

72—2.46

For information on multiple quantities or directional fabrics, contact COM Department. See Order Information in appendices.

Dimensions



Thrive™ Screens

Specification Information					
Step 1.					
Y1141.					
Step 2. Height					
14	14" high (to reach 42" datum)				
18	18" high (to reach 46" datum)				
25	25" high (to reach 53" datum)				
Step 3. Width					
42	42" wide				
48	48" wide				
54	54" wide				
60	60" wide				
66	66" wide				
72	72" wide				
Step 4. Surface Material					
For 42" wide (42) or 48" wide (48)					
D	tackable fabric, horizontal with MicrobeCare™				
E	tackable fabric with MicrobeCare™				
R	tackable fabric, horizontal				
T	tackable fabric				
For 54" wide (54), 60" wide (60), 66" wide (66), or 72" wide (72)					
D	tackable fabric, horizontal with MicrobeCare™				
R	tackable fabric, horizontal				
Prices for Steps 1-4.					
		D	E	R	T
Y1141.	14	42	\$799	799	732
		48	\$824	824	757
		54	\$848	—	782
		60	\$874	—	808
		66	\$914	—	846
		72	\$965	—	898
	18	42	\$965	965	898
		48	\$989	989	923
		54	\$1015	—	949
		60	\$1042	—	975
		66	\$1079	—	1012
		72	\$1129	—	1061

25	42	\$1096	1096	1030	1030
	48	\$1121	1121	1055	1055
	54	\$1148	—	1081	—
	60	\$1174	—	1107	—
	66	\$1211	—	1144	—
	72	\$1261	—	1195	—

Step 5. Base Finish					
8Q	folkstone grey (CP)				+\$0
BK	black				+\$0
UBK	ultra black (CP)				+\$0

Step 6. Fabric					
<i>For 14" high (to reach 42" datum) (14) with 42" wide (42)</i>					
Price Category B					+\$149
Price Category 1					+\$0
Price Category 2					+\$36
Price Category 3					+\$86
Price Category 4					+\$155
Price Category 5					+\$263
Price Category C					+\$203
Price Category E					+\$305

<i>For 14" high (to reach 42" datum) (14) with 48" wide (48)</i>					
Price Category B					+\$169
Price Category 1					+\$0
Price Category 2					+\$41
Price Category 3					+\$98
Price Category 4					+\$174
Price Category 5					+\$296
Price Category C					+\$228
Price Category E					+\$344

<i>For 18" high (to reach 46" datum) (18) or 25" high (to reach 53" datum) (25) with 42" wide (42)</i>					
Price Category B					+\$149
Price Category 1					+\$0
Price Category 2					+\$36
Price Category 3					+\$86
Price Category 4					+\$155
Price Category 5					+\$263
Price Category C					+\$203
Price Category E					+\$305

*For 18" high (to reach 46" datum) (18) or 25" high (to reach 53" datum) (25)
with 48" wide (48)*

Price Category B	+\$169
Price Category 1	+\$0
Price Category 2	+\$41
Price Category 3	+\$98
Price Category 4	+\$174
Price Category 5	+\$296
Price Category C	+\$228
Price Category E	+\$344

For 14" high (to reach 42" datum) (14) with 54" wide (54)

Price Category B	+\$197
Price Category 1	+\$0
Price Category 2	+\$48
Price Category 3	+\$115
Price Category 4	+\$204
Price Category 5	+\$347
Price Category C	+\$266
Price Category E	+\$403

For 14" high (to reach 42" datum) (14) with 60" wide (60)

Price Category B	+\$217
Price Category 1	+\$0
Price Category 2	+\$52
Price Category 3	+\$126
Price Category 4	+\$224
Price Category 5	+\$382
Price Category C	+\$294
Price Category E	+\$444

For 14" high (to reach 42" datum) (14) with 66" wide (66)

Price Category B	+\$236
Price Category 1	+\$0
Price Category 2	+\$56
Price Category 3	+\$138
Price Category 4	+\$245
Price Category 5	+\$418
Price Category C	+\$320
Price Category E	+\$484

For 14" high (to reach 42" datum) (14) with 72" wide (72)

Price Category B	+\$256
Price Category 1	+\$0
Price Category 2	+\$61
Price Category 3	+\$149
Price Category 4	+\$265
Price Category 5	+\$451
Price Category C	+\$347
Price Category E	+\$523

*For 18" high (to reach 46" datum) (18) or 25" high (to reach 53" datum) (25)
with 54" wide (54)*

Price Category B	+\$197
Price Category 1	+\$0
Price Category 2	+\$48
Price Category 3	+\$115
Price Category 4	+\$204
Price Category 5	+\$347
Price Category C	+\$266
Price Category E	+\$403

*For 18" high (to reach 46" datum) (18) or 25" high (to reach 53" datum) (25)
with 60" wide (60)*

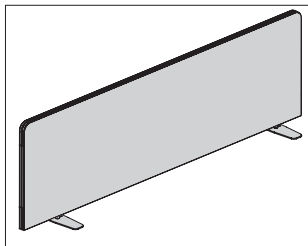
Price Category B	+\$217
Price Category 1	+\$0
Price Category 2	+\$52
Price Category 3	+\$126
Price Category 4	+\$224
Price Category 5	+\$382
Price Category C	+\$294
Price Category E	+\$444

*For 18" high (to reach 46" datum) (18) or 25" high (to reach 53" datum) (25)
with 66" wide (66)*

Price Category B	+\$236
Price Category 1	+\$0
Price Category 2	+\$56
Price Category 3	+\$138
Price Category 4	+\$245
Price Category 5	+\$418
Price Category C	+\$320
Price Category E	+\$484

Thrive™ Screens

<i>For 18" high (to reach 46" datum) (18) or 25" high (to reach 53" datum) (25)</i>	
<i>with 72" wide (72)</i>	
Price Category B	+\$256
Price Category 1	+\$0
Price Category 2	+\$61
Price Category 3	+\$149
Price Category 4	+\$265
Price Category 5	+\$451
Price Category C	+\$347
Price Category E	+\$523



Product Information

Description

This movable, tackable screen sits on top of work surfaces to extend the overall height and provide boundary and privacy on tables, benches and systems products. It has a frameless all-fabric design with a flat edge and is freestanding. Base finish available in folkstone grey or black.

Notes

Datum heights reflect placement on 29"-high fixed-height work surface and align with Canvas datum lines. Screen can be used on fixed, level work surface.

Specify width of screen to match width of work surface.

Screen heights are nominal. Actual screen heights are: 12½" (14), 16½" (18), and 23½" (25).

Screen accepts Customer's Own Material (COM). Yardage is estimated for directional, 54" wide fabrics.

For vertical fabric direction (T, E):

Height—Yardage

14—1.17

18—1.42

25—1.83

For horizontal fabric direction (R, D):

Width—Yardage

42—1.51

48—1.70

54—1.89

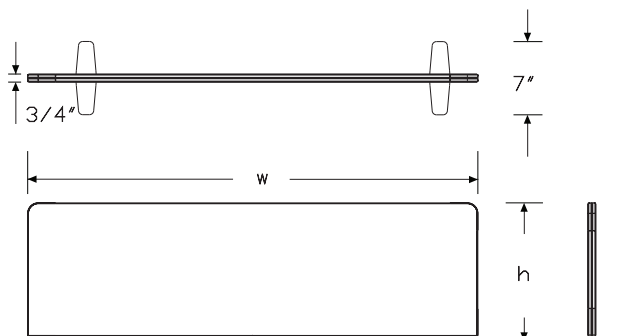
60—2.08

66—2.27

72—2.46

For information on multiple quantities or directional fabrics, contact COM Department. See Order Information in appendices.

Dimensions



Specification Information

Step 1.

Y1142.

Step 2. Height

14	14" high (to reach 42" datum)
18	18" high (to reach 46" datum)
25	25" high (to reach 53" datum)

Step 3. Width

42	42" wide
48	48" wide
54	54" wide
60	60" wide
66	66" wide
72	72" wide

Step 4. Surface Material

For 42" wide (42) or 48" wide (48)

D	tackable fabric, horizontal with MicrobeCare™
E	tackable fabric with MicrobeCare™
R	tackable fabric, horizontal
T	tackable fabric

For 54" wide (54), 60" wide (60), 66" wide (66), or 72" wide (72)

D	tackable fabric, horizontal with MicrobeCare™
R	tackable fabric, horizontal

Prices for Steps 1-4.

		D	E	R	T
Y1142.	14 42	\$629	629	563	563
	48	\$655	655	589	589
	54	\$681	—	614	—
	60	\$706	—	639	—
	66	\$745	—	678	—
	72	\$797	—	729	—
	18 42	\$757	757	690	690
	48	\$782	782	716	716
	54	\$808	—	741	—
	60	\$834	—	767	—
	66	\$872	—	805	—
	72	\$923	—	857	—

OE1 Movable Screen, Flat Edge

continued

Thrive™ Screens

25	42	\$860	860	793	793
48		\$884	884	817	817
54		\$909	—	843	—
60		\$935	—	869	—
66		\$975	—	907	—
72		\$1024	—	958	—

Step 5. Base Finish

8Q	folkstone grey (CP)	+\$0
BK	black	+\$0
UBK	ultra black (CP)	+\$0

Step 6. Fabric

For 14" high (to reach 42" datum) (14) with 42" wide (42)

Price Category 1	+\$0
Price Category 2	+\$36
Price Category 3	+\$86
Price Category 4	+\$155
Price Category 5	+\$263
Price Category B	+\$149
Price Category C	+\$203
Price Category E	+\$305

For 14" high (to reach 42" datum) (14) with 48" wide (48)

Price Category 1	+\$0
Price Category 2	+\$41
Price Category 3	+\$98
Price Category 4	+\$174
Price Category 5	+\$296
Price Category B	+\$169
Price Category C	+\$228
Price Category E	+\$344

For 18" high (to reach 46" datum) (18) or 25" high (to reach 53" datum) (25) with 42" wide (42)

Price Category 1	+\$0
Price Category 2	+\$36
Price Category 3	+\$86
Price Category 4	+\$155
Price Category 5	+\$263
Price Category B	+\$149
Price Category C	+\$203
Price Category E	+\$305

For 18" high (to reach 46" datum) (18) or 25" high (to reach 53" datum) (25) with 48" wide (48)

Price Category 1	+\$0
Price Category 2	+\$41
Price Category 3	+\$98
Price Category 4	+\$174
Price Category 5	+\$296
Price Category B	+\$169
Price Category C	+\$228
Price Category E	+\$344

For 14" high (to reach 42" datum) (14) with 54" wide (54)

Price Category 1	+\$0
Price Category 2	+\$48
Price Category 3	+\$115
Price Category 4	+\$204
Price Category 5	+\$347
Price Category B	+\$197
Price Category C	+\$266
Price Category E	+\$403

For 14" high (to reach 42" datum) (14) with 60" wide (60)

Price Category 1	+\$0
Price Category 2	+\$52
Price Category 3	+\$126
Price Category 4	+\$224
Price Category 5	+\$382
Price Category B	+\$217
Price Category C	+\$294
Price Category E	+\$444

For 14" high (to reach 42" datum) (14) with 66" wide (66)

Price Category 1	+\$0
Price Category 2	+\$56
Price Category 3	+\$138
Price Category 4	+\$245
Price Category 5	+\$418
Price Category B	+\$236
Price Category C	+\$320
Price Category E	+\$484

OE1 Movable Screen, Flat Edge

continued

For 14" high (to reach 42" datum) (14) with 72" wide (72)

Price Category 1	+\$0
Price Category 2	+\$61
Price Category 3	+\$149
Price Category 4	+\$265
Price Category 5	+\$451
Price Category B	+\$256
Price Category C	+\$347
Price Category E	+\$523

For 18" high (to reach 46" datum) (18) or 25" high (to reach 53" datum) (25) with 54" wide (54)

Price Category 1	+\$0
Price Category 2	+\$48
Price Category 3	+\$115
Price Category 4	+\$204
Price Category 5	+\$347
Price Category B	+\$197
Price Category C	+\$266
Price Category E	+\$403

For 18" high (to reach 46" datum) (18) or 25" high (to reach 53" datum) (25) with 60" wide (60)

Price Category 1	+\$0
Price Category 2	+\$52
Price Category 3	+\$126
Price Category 4	+\$224
Price Category 5	+\$382
Price Category B	+\$217
Price Category C	+\$294
Price Category E	+\$444

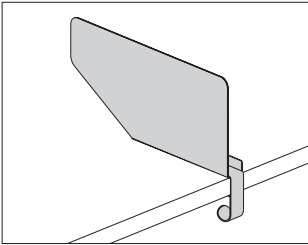
For 18" high (to reach 46" datum) (18) or 25" high (to reach 53" datum) (25) with 66" wide (66)

Price Category 1	+\$0
Price Category 2	+\$56
Price Category 3	+\$138
Price Category 4	+\$245
Price Category 5	+\$418
Price Category B	+\$236
Price Category C	+\$320
Price Category E	+\$484

For 18" high (to reach 46" datum) (18) or 25" high (to reach 53" datum) (25) with 72" wide (72)

Price Category 1	+\$0
Price Category 2	+\$61
Price Category 3	+\$149
Price Category 4	+\$265
Price Category 5	+\$451
Price Category B	+\$256
Price Category C	+\$347
Price Category E	+\$523

Thrive™ Screens

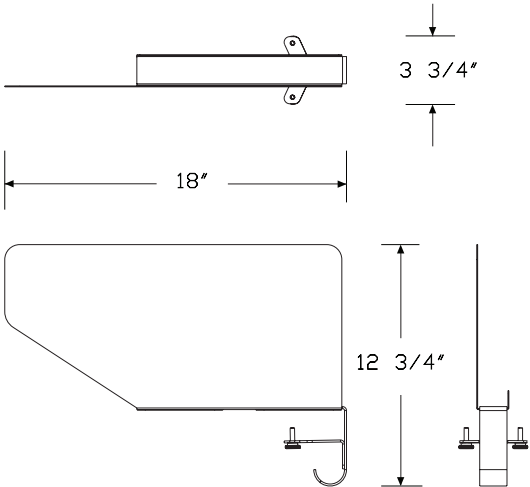


Product Information

Description
This metal screen attaches to the front of a work surface to provide division and boundary between workers. Steel construction allows for attachment of magnets and Ubi name tag. Screen available with liner in choice of colors. Attachment thumb screw included.

Notes
Screen attaches to square edge surfaces with minimum 1" up to 1½" nominal thickness.
Screen height is nominal. Actual screen height is 8.7".
Liner is available on flange side (righthand side when attached to work surface) only.
Screen provides boundary on rectangular surface work tables where the legs are positioned under the worksurface by 3½".
Order the following accessories separately:
• Ubi name tag (YT410.)
• Rare earth magnets (Y7234.)
Screen is recommended for use on the OE1 communal tables (single and double sided), OE1 rectangular tables, Renew™ Link single-sided and back-to-back rectangular height-adjustable benches (DU1A, DU2A), and on any other benching or table surface with appropriate thickness requirement and that use rectangular work surfaces. It is not recommended for use on Renew Link back-to-back trapezoid height-adjustable bench (DU2T).

Dimensions



Specification Information

Step 1.
Y1143.

Step 2. Height
9 9" high

Step 3. Depth
18 18" deep

Prices for Steps 1-3.
18
Y1143. 9 \$205

Step 4. Liner
N no liner +\$0
L liner (flange side only) +\$70

Step 5. Liner Fabric
For liner (flange side only) (L)
Price Category 4 +\$0

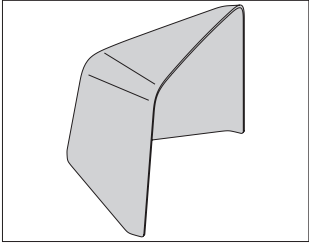
Step 6. Finish

Metallic Paint
611 beige mist metallic (CP) +\$0
613 silver (CP) +\$0
SNA satin aluminum +\$10
SNB satin bronze +\$10
SNC satin carbon +\$10

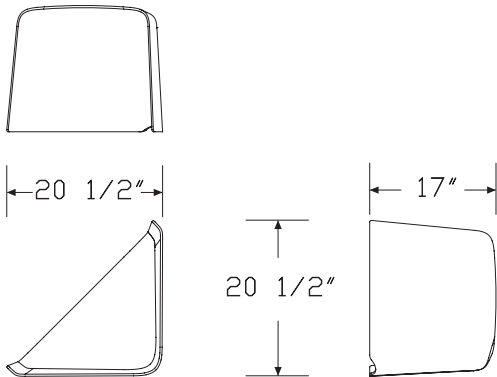
Sand Texture Paint
UBK ultra black (CP) +\$0
8Q folkstone grey (CP) +\$0
91 white (CP) +\$0
98 studio white (CP) +\$0
BK black +\$0
G1 graphite (CP) +\$0
WL warm stone (CP) +\$0
DB3 glacier +\$8
DN2 nightfall +\$8
DR1 canyon +\$8
OLF olive +\$8

OE1 Personal Hoodie, Single Pack

Y1148.

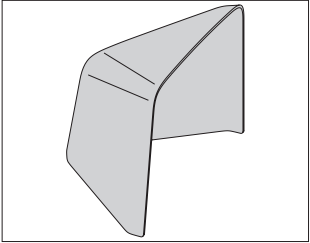


Product Information
Description
This screen is a molded PET personal boundary. Package quantity is 1.
Notes
See planning guide for additional information.
Dimensions



Specification Information
Step 1.
Y1148.1
Step 2. Height
17 17" high
Step 3. Width
27 27" wide
Prices for Steps 1-3.
Y1148.1 17
Step 4. Finish
PHA heathered alpine
PHT heathered twilight

Thrive™ Screens



Product Information

Description

This screen is a molded PET personal boundary. Package quantity is 6.

Notes

See planning guide for additional information.

Dimensions

Specification Information

Step 1.

Y1148.6

Step 2. Height

17 17" high

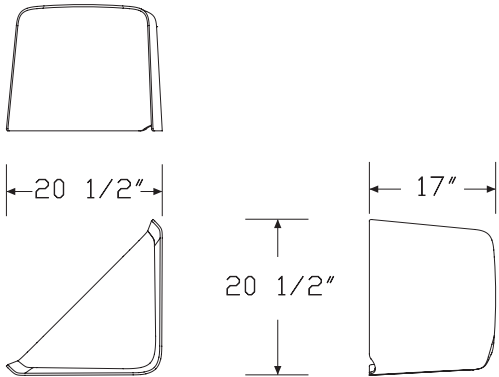
Step 3. Width

27 27" wide

Prices for Steps 1-3.	
	27
Y1148.6 17	\$2184

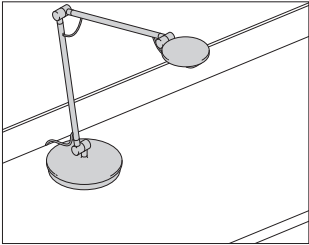
Step 4. Finish		
PHA	heathered alpine	+\$0
PHT	heathered twilight	+\$0

Thrive™ Screens

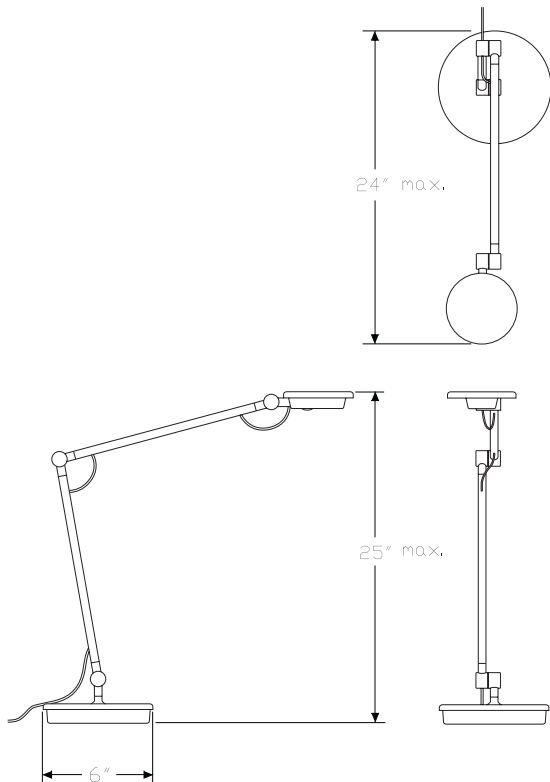


Tone™ Personal Light

Y6480.



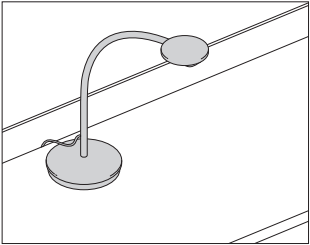
Product Information
Description
This articulating LED task light sits freestanding, clamps to a surface, mounts on a Layout Studio® performance rail, or mounts on a rail tile. This light swivels 360° at the base while articulating joints at the base, head, and midsection give precise control over the lighted area. The energy-efficient light-emitting diode (LED) has a 3500 Kelvin color temperature that consumes slightly more than 6 watts of power at full output. The light can be dimmed dynamically by the user down to 15% of full power, includes an integrated touch switch, and has a 12' cord. UL listed power supply is included.
Notes
Light has energy saving auto shutoff feature after 9 hours of use.
When specifying rail tile option (TR), it is suggested to mount close to the surface.
Dimensions



Specification Information
Step 1.
Y6480.
Step 2. Attachment Bracket
CM surface clamp
FR freestanding
LSR Layout Studio performance rail A
TR rail tile
Prices for Steps 1-2.
Y6480. CM \$615
FR \$615
LSR \$603
TR \$615
Step 3. Finish
613 silver (CP) +\$0
G1 graphite (CP) +\$0
91 white (CP) +\$0

Tone™ Single-Arm Personal Light

Y6481.



Product Information

Description

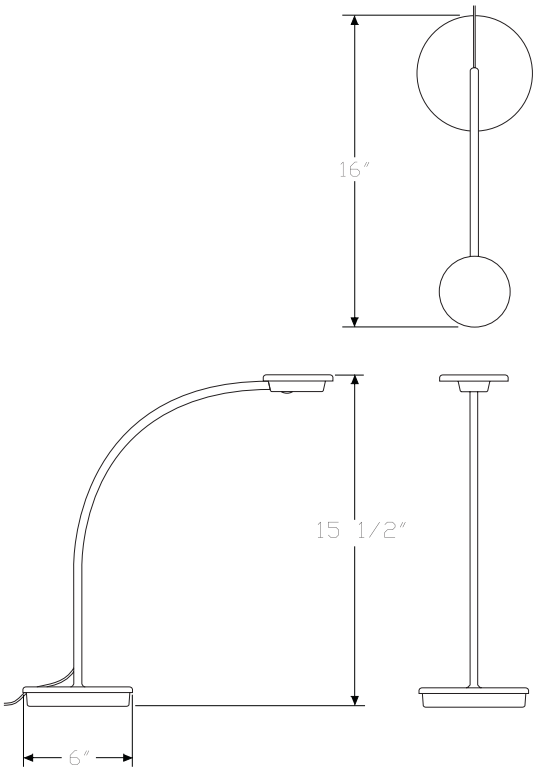
This single-arm LED task light sits freestanding, clamps to a surface, or mounts on a rail tile. This light swivels 360° at the base while keeping it at a constant height from the surface. The energy-efficient light-emitting diode (LED) has a 3500 Kelvin color temperature that consumes slightly more than 6 watts of power at full output. The light can be dimmed dynamically by the user down to 15% of full power, includes an integrated touch switch, and has a 12' cord. UL listed power supply is included.

Notes

Light has energy saving auto shutoff feature after 9 hours of use.

When specifying rail tile option (TR), it is suggested to mount close to the surface.

Dimensions



Specification Information

Step 1.

Y6481.

Step 2. Attachment Bracket

CM	surface clamp
FR	freestanding
TR	rail tile

Prices for Steps 1-2.

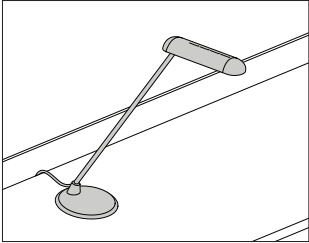
Y6481.	CM	\$536
	FR	\$536
	TR	\$536

Step 3. Finish

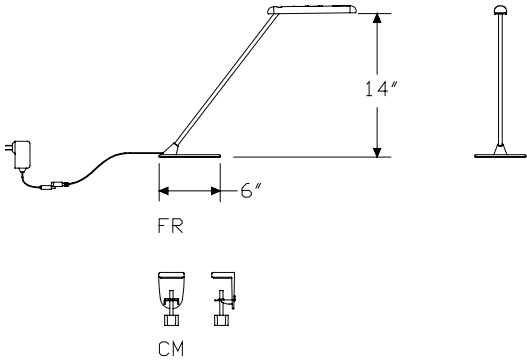
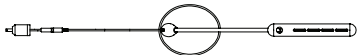
613	silver (CP)	+\$0
G1	graphite (CP)	+\$0
91	white (CP)	+\$0

Flute™ Personal Light

Y6470.



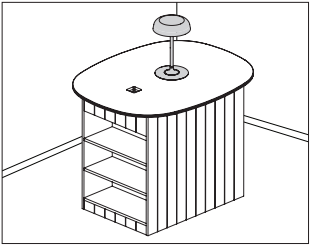
Product Information
Description
This light sits freestanding or clamps to a surface. It has 1 energy-efficient light-emitting diode (LED) with a 3500 Kelvin color temperature that consumes 4.7 watts of power. The light has an 11' cord. UL listed and UL Canada listed.
Light head swivels 230°. Clamp mount option (CM) swivels 360° at the base.
Notes
Light meets local codes including Canada, New York City, and Chicago.
Dimensions



Specification Information
Step 1.
Y6470.
Step 2. Attachment Bracket
CM surface clamp
FR freestanding
Prices for Steps 1-2.
Y6470. CM \$486
FR \$486
Step 3. Finish
613 silver (CP) +\$0
G1 graphite (CP) +\$0
91 white (CP) +\$0

Ode Desk Lamp

Y6485.



Product Information

Description

This LED occasional lamp sits freestanding at desk or table height. It turns on to full power by touching the base or stem. Touch once more to dim to 50%. Touch again to turn the lamp off. The energy-efficient light emitting diode (LED) has a 2700° Kelvin color temperature and CRI of 80+. Lamp is ETL listed to the UL standard.

Dimensions

Specification Information

Step 1.

Y6485. A

Step 2. Base

FG freestanding A

Prices for Steps 1-2.

Y6485. FG\$826

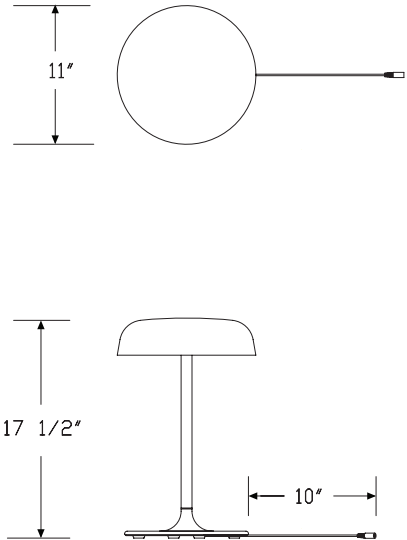
Step 3. Finish

UBK ultra black (CP) A+\$0

91 white (CP) A+\$0

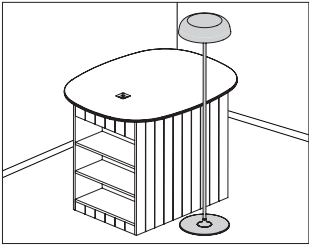
BK black A+\$0

Thrive™ Occasional Lighting

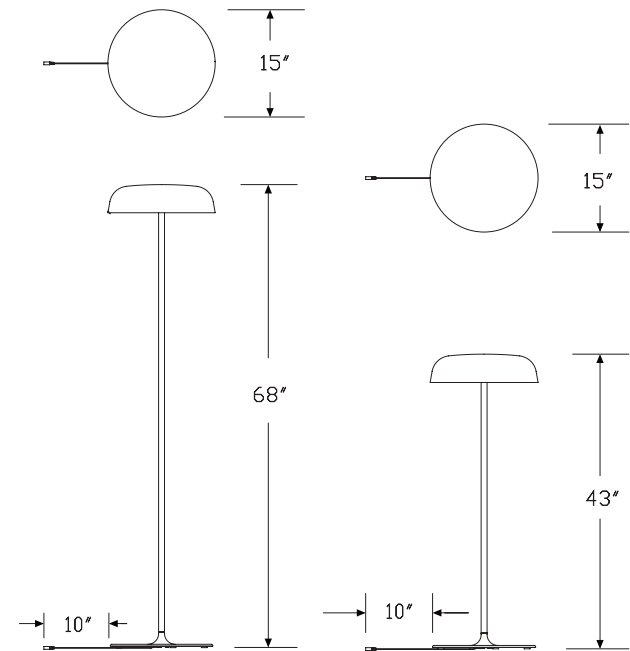


Ode Freestanding Floor Lamp

Y6486.



Product Information
Description
This LED occasional lamp sits freestanding at sofa or standing height. It turns on to full power by touching the base or stem. Touch once more to dim to 50%. Touch again to turn the lamp off. The energy-efficient light emitting diode (LED) has a 2700° Kelvin color temperature and CRI of 80+. Lamp is ETL listed to the UL standard.
Dimensions

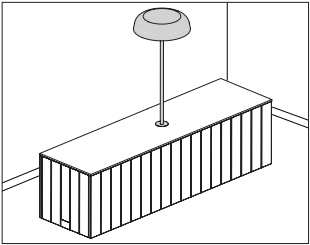


Specification Information
Step 1.
Y6486. <input type="checkbox"/>
Step 2. Height
FF floor full standing <input type="checkbox"/>
FS floor sofa standing <input type="checkbox"/>
Prices for Steps 1-2.
Y6486. FF \$1403
FS \$1357
Step 3. Finish
UBK ultra black (CP) <input type="checkbox"/> +\$0
91 white (CP) <input type="checkbox"/> +\$0
BK black <input type="checkbox"/> +\$0

Thrive™ Occasional Lighting

Ode Surface-Integrated Lamp

Y6487.



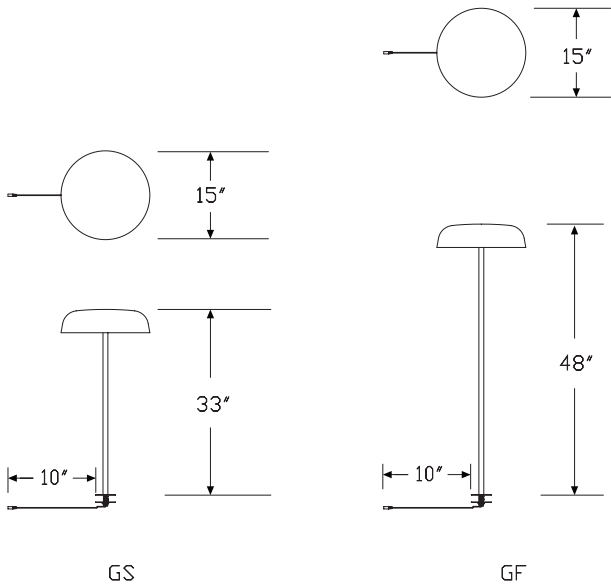
Product Information

Description

This LED occasional lamp is integrated into a surface and is available in sofa or standing height. It turns on to full power by touching the base or stem. Touch once more to dim to 50%. Touch again to turn the lamp off. The energy-efficient light emitting diode (LED) has a 2700° Kelvin color temperature and CRI of 80+. Lamp is ETL listed to the UL standard.

Dimensions

Thrive™ Occasional Lighting



Specification Information

Step 1.

Y6487. A

Step 2. Height

- GF surface-integrated full standing 48" A
GS surface-integrated sofa standing 33" A

Prices for Steps 1-2.

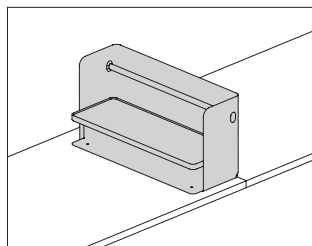
Y6487. GF	\$1136
GS	\$1091

Step 3. Finish

UBK	ultra black (CP) A	+\$0
91	white (CP) A	+\$0
BK	black A	+\$0

Small Organizer

YT100.



Product Information

Description

This small organizer rests on the surface. It has a painted metal shelf and rod for attaching and holding accessory products and other items. The steel frame allows magnetic attachment of the document clip and name tag. The container accessories fit on the organizer above or below the shelf. The USB power module attaches to the underside of the shelf. The rod bookend attaches to the rod. Rod finish matches organizer finish.

Notes

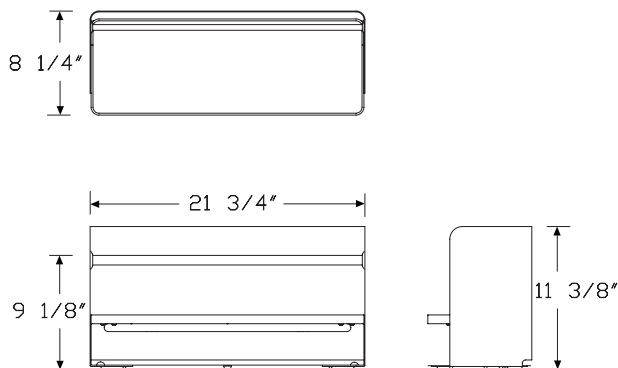
Order the following accessories separately:

- Magnetic document clip (YT400.)
- Name tag (YT410.)
- USB power module (YT420.)
- Rod bookend (YT440.)
- Organizer liner (YT500.)
- Short bin (YT800.)
- Square pencil cup (YT820.)
- Round pencil cup (YT825.)
- Tray (YT830.)
- Box (YT840.)

Order surface clamp for organizers (YT460.) separately.

Small organizer is recommended for use on Renew™ Link single-sided and back-to-back rectangular height-adjustable benches (DU1A, DU2A). It is not recommended for use on Renew Link back-to-back trapezoid height-adjustable bench (DU2T).

Dimensions



Specification Information

Step 1.

YT100.

Step 2. Height

11 11" high

Step 3. Width

08 8" wide

Step 4. Depth

22 22" deep

Step 5. Shelf Material

M painted metal

L insert liner

Prices for Steps 1-5.

	22M	22L
YT100. 11 08	\$594	714

Step 6. Organizer Finish

613	silver (CP) <input type="text"/>	+\$0
SNB	satin bronze <input type="text"/>	+\$10
UBK	ultra black (CP) <input type="text"/>	+\$0
91	white (CP) <input type="text"/>	+\$0
98	studio white (CP) <input type="text"/>	+\$0
BK	black <input type="text"/>	+\$0
G1	graphite (CP) <input type="text"/>	+\$0

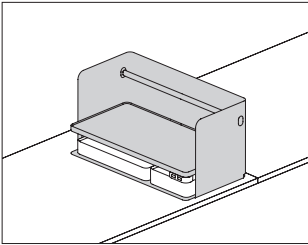
Step 7. Insert Liner Finish

For insert liner (L)

Price Category 4 +\$0

Large Organizer

YT150.



Product Information

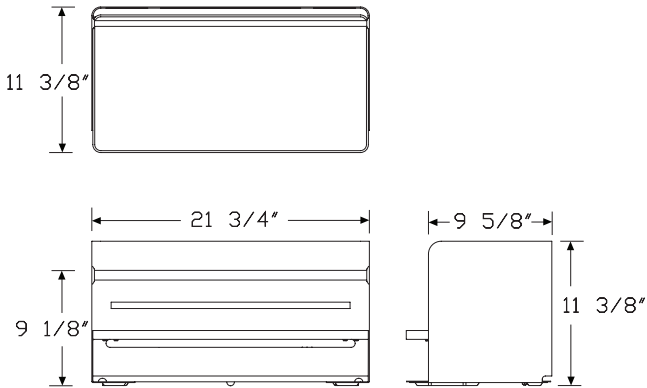
Description
This large organizer rests on the surface. It has a painted metal shelf and rod for attaching and holding accessory products and other items. The steel frame allows magnetic attachment of the document clip and name tag. The accessory containers fit on the organizer above or below the shelf. The USB power module attaches to the underside of the shelf. The rod bookend attaches to the rod. Rod finish matches organizer finish.

Notes

- Order the following accessories separately:
- Magnetic document clip (YT400.)
 - Name tag (YT410.)
 - USB power module (YT420.)
 - Rod bookend (YT440.)
 - Organizer liner (YT500.)
 - Short bin (YT800.)
 - Square pencil cup (YT820.)
 - Round pencil cup (YT825.)
 - Tray (YT830.)
 - Box (YT840.)

Order surface clamp for organizers (YT460.) separately.
Large organizer is recommended for use on Renew™ Link single-sided and back-to-back rectangular height-adjustable benches (DU1A, DU2A). It is not recommended for use on Renew Link back-to-back trapezoid height-adjustable bench (DU2T).

Dimensions



Specification Information

Step 1.

YT150. ☐

Step 2. Height

11 11" high ☐

Step 3. Width

11 11" wide ☐

Step 4. Depth

22 22" deep ☐

Step 5. Shelf Material

M painted metal ☐

L insert liner ☐

Prices for Steps 1-5.

	22M	22L
YT150. 11 11	\$680	815

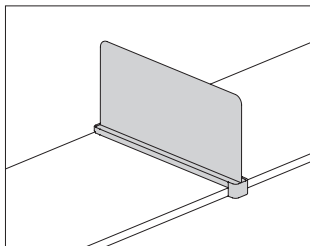
Step 6. Organizer Finish

613	silver (CP) <input type="checkbox"/>	+\$0
SNB	satin bronze <input type="checkbox"/>	+\$10
UBK	ultra black (CP) <input type="checkbox"/>	+\$0
91	white (CP) <input type="checkbox"/>	+\$0
98	studio white (CP) <input type="checkbox"/>	+\$0
BK	black <input type="checkbox"/>	+\$0
G1	graphite (CP) <input type="checkbox"/>	+\$0

Step 7. Insert Liner Finish

For insert liner (L)

Price Category 4 +\$0



Product Information

Description

This screen clamps to the front and back of a surface and is movable without tools. Steel screen allows for attachment of the magnetic document clip, name tag, and magnetic marker board. Screen comes with a ledge liner in a choice of colors.

Notes

Clamp attaches to square edge surfaces with minimum 1" or 1 1/8" nominal thickness.

No HermanMiller legs interfere with the clamp.

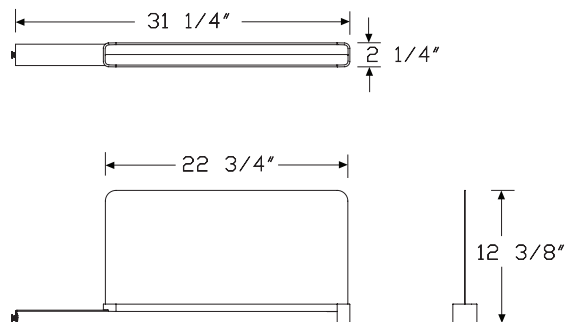
Screen can be mounted to surfaces 24"-36" deep. 24" deep screen (24) can be adjusted to fit up to a 30" deep work surface. 30" deep screen (30) can be adjusted to fit up to a 36" deep work surface.

Order the following accessories separately:

- Magnetic document clip (YT400.)
- Name tag (YT410.)
- Magnetic marker board (YT450.)
- Slim screen liner (YT540.)

Slim screen is recommended for use on Renew™ Link single-sided and back-to-back rectangular height-adjustable benches (DU1A, DU2A). It is not recommended for use on Renew Link back-to-back trapezoid height-adjustable bench (DU2T).

Dimensions



Specification Information

Step 1.

YT200.

Step 2. Height

11 11" high

Step 3. Width

02 2" wide

Step 4. Depth

24 24" deep

30 30" deep

Step 5. Attachment Type

S surface clamp

Step 6. Ledge Material

L liner

Prices for Steps 1-6.

	24SL	30SL
YT200. 11 02	\$422	437

Step 7. Screen Finish

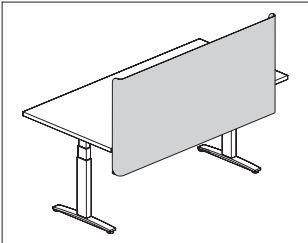
613	silver (CP) <input type="text"/>	+\$0
SNA	satin aluminum <input type="text"/>	+\$10
SNB	satin bronze <input type="text"/>	+\$10
SNC	satin carbon <input type="text"/>	+\$10
UBK	ultra black (CP) <input type="text"/>	+\$0
91	white (CP) <input type="text"/>	+\$0
98	studio white (CP) <input type="text"/>	+\$0
BK	black <input type="text"/>	+\$0
G1	graphite (CP) <input type="text"/>	+\$0

Step 8. Ledge Liner Finish

Price Category 4 +\$0

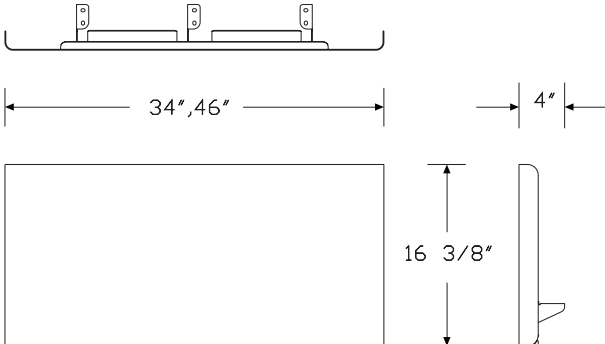
Metal Straight Screen, Surface
Attached with Modesty

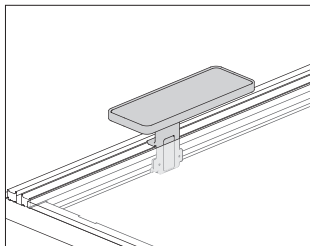
YT250.



Product Information
<p>Description</p> <p>This metal screen attaches to an individual table, desk, stationary or height-adjustable work surface. It has a frameless all-metal design with a straight edge and includes a modesty panel. Screen has built-in ledge to support documents when used with the magnetic document clip. Screen accepts magnets. Attachment hardware included.</p>
<p>Notes</p> <p>Screen top edge is 11.375" above top of work surface; bottom edge is 3.8" below work surface.</p> <p>Recommended mounting creates a 1" gap between back edge of surface and the screen to accommodate cable routing and the attachment or clamp-mounting of other hardware to the surface.</p> <p>Attachment brackets are inset from edge of screen by approximately 6½" and require 2½" of work surface for attachment.</p> <p>Attachment bracket finish matches specified screen finish.</p> <p>Order magnetic document clip (YT400.) separately.</p>
Dimensions

Specification Information		
Step 1.		
YT250.		
Step 2. Height		
A	11" high	
Step 3. Width		
34	34" wide	
46	46" wide	
Prices for Steps 1-3.		
	34	46
YT250. A	\$435	463
Step 4. Screen Finish		
611	beige mist metallic (CP)	+\$0
613	silver (CP)	+\$0
SNB	satin bronze	+\$10
91	white (CP)	+\$0
98	studio white (CP)	+\$0
G1	graphite (CP)	+\$0





Product Information

Description

This painted metal shelf comes in 4 sizes and mounts to a surface along the back edge, to a Layout Studio® performance rail or a Canvas Vista™ chase. All attachment types are user movable without tools. The backdrop is optional, and can be easily retrofitted in the field. Backdrop and rod finish match shelf finish. When attached to a surface along the back edge or a Layout Studio performance rail, the space under the shelf can accommodate accessory boxes. Shelf comes with a liner in a choice of colors.

Notes

Changing the attachment type on an existing shelf is not easily completed in the field.

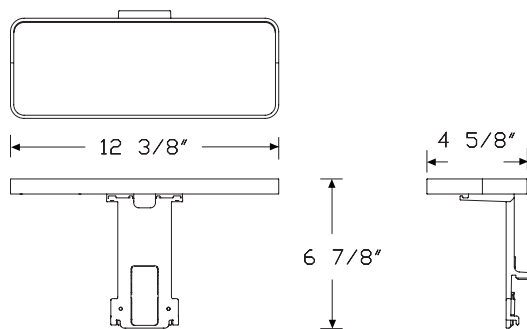
Order the following accessories separately:

- Name tag (YT410.)
- USB power module (YT420.)
- Rod bookend (YT440.) for 8" shelf depth only
- Short bin (YT800.)
- Small box (YT840.S)
- Square pencil cup (YT820.)
- Round pencil cup (YT825.)
- Shelf liner (YT510.)

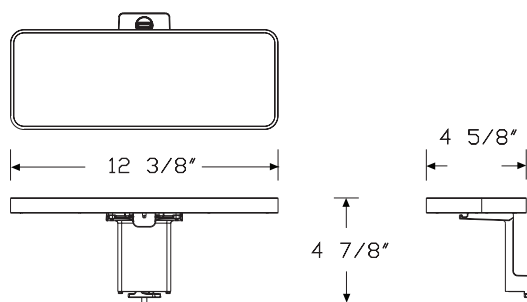
Vista chase mount (C) attaches to the Canvas Vista Chase (FG110.).

Attachment hardware included. For additional information, see Canvas Vista planning guide.

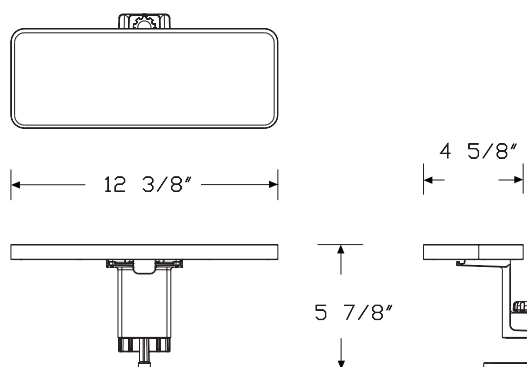
Dimensions



(R) Rail mount stanchion for layout studio performance rail



(C) Vista chase mount



(S) Surface clamp stanchion

Specification Information

Step 1.

YT300. ☐

Step 2. Height

04 4" high ☐

Step 3. Width

12 12" wide ☐15 15" wide ☐22 22" wide ☐

Step 4. Depth

For 12" wide (12)

05 5" deep ☐

For 15" wide (15)

08 8" deep ☐

For 22" wide (22)

05 5" deep ☐08 8" deep ☐

Step 5. Attachment Type

S surface clamp stanchion ☐R rail mount stanchion for Layout Studio Performance Rail ☐C chase mount ☐

Step 6. Backdrop

N no backdrop ☐B backdrop ☐

Step 7. Shelf Material

M painted metal ☐L insert liner ☐

Prices for Steps 1-7.

		05SNM	05SNL	05SBM	05SBL	05RNM	05RNL
YT300.	04 12	\$258	337	387	464	258	337
	22	\$306	422	470	582	306	422

		05RBM	05RBL	05CNM	05CNL	05CBM	05CBL
YT300.	04 12	\$387	464	278	354	397	472
	22	\$470	582	355	461	508	615

		08SNM	08SNL	08SBM	08SBL	08RNM	08RNL
YT300.	04 15	\$281	367	422	506	281	367
	22	\$331	451	496	612	331	451

		08RBM	08RBL	08CNM	08CNL	08CBM	08CBL
YT300.	04 15	\$422	506	297	380	429	513
	22	\$496	612	379	493	532	646

Step 8. Shelf Finish

Metallic Paint

613 silver (CP) ☐ +\$0SNB satin bronze ☐ +\$10

Sand Texture Paint

BK black ☐ +\$0UBK ultra black (CP) ☐ +\$0

Smooth Paint

91 white (CP) ☐ +\$098 studio white (CP) ☐ +\$0G1 graphite (CP) ☐ +\$0

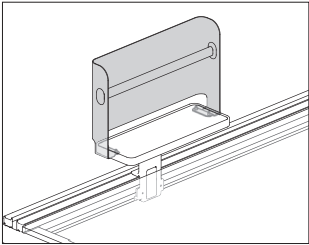
Step 9. Insert Liner Finish

For insert liner (L)

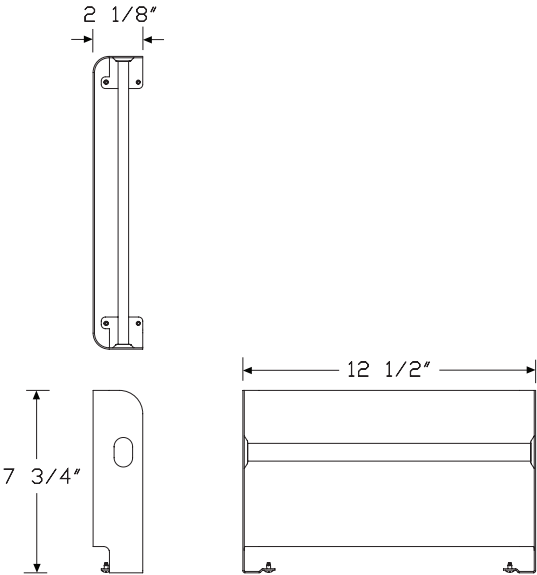
Price Category 4 +\$0

Shelf Backdrop

YT310.



Product Information
Description
This backdrop can be retrofitted to the shelf in the field with minimal installation. Rod finish matches backdrop finish.
Notes
This backdrop is to be used only with shelf (YT300.).
Order the following accessories separately:
• Name tag (YT410.)
• Rod bookend (YT440.) for 8" depth shelf only
Dimensions

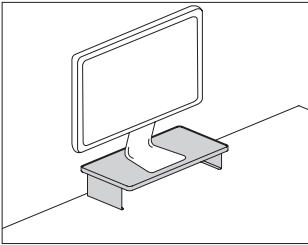


Specification Information
Step 1.
YT310. <input type="text"/>
Step 2. Height
07 7" high <input type="text"/>
Step 3. Width
12 12" wide <input type="text"/>
15 15" wide <input type="text"/>
22 22" wide <input type="text"/>
Prices for Steps 1-3.
YT310. 07
Step 4. Backdrop Finish
613 silver (CP) <input type="text"/>
SNB satin bronze <input type="text"/>
UBK ultra black (CP) <input type="text"/>
91 white (CP) <input type="text"/>
98 studio white (CP) <input type="text"/>
BK black <input type="text"/>
G1 graphite (CP) <input type="text"/>

Thrive™ Work Tools

Monitor Platform Shelf

YT320.



Product Information

Description

This painted steel shelf rests on a work surface and can hold a computer monitor when a monitor arm is not used. An optional shelf liner comes in a choice of colors. The short bin and small box accessories fit under the shelf.

Notes

Order the following accessories separately:

- USB power module (YT420.)
- Monitor platform shelf liner (YT520.)
- Short bin (YT800.)
- Small box (YT840.S)

Dimensions

21 5/8"

10 3/4"

4 3/8"

Specification Information

Step 1.

YT320. ☐

Step 2. Height

04 4" high ☐

Step 3. Width

22 22" wide ☐

Step 4. Depth

11 11" deep ☐

Step 5. Shelf Material

M painted metal ☐

L insert liner ☐

Prices for Steps 1-5.

	11M	11L
YT320. 04 22	\$355	491

Step 6. Monitor Platform Shelf Finish

613	silver (CP) <input type="checkbox"/>	+\$0
SNB	satin bronze <input type="checkbox"/>	+\$10
UBK	ultra black (CP) <input type="checkbox"/>	+\$0
91	white (CP) <input type="checkbox"/>	+\$0
98	studio white (CP) <input type="checkbox"/>	+\$0
BK	black <input type="checkbox"/>	+\$0
G1	graphite (CP) <input type="checkbox"/>	+\$0

Step 7. Insert Liner Finish

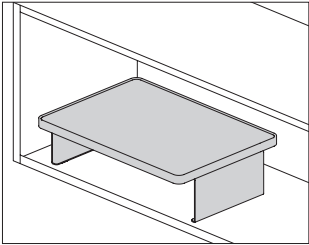
For insert liner (L)

Price Category 4

+\$0

Freestanding Shelf

YT330.



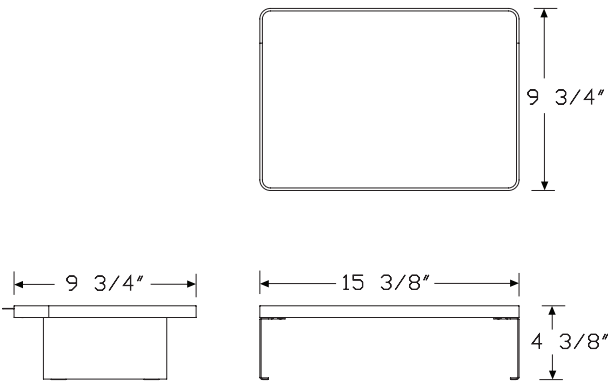
Product Information

Description
This painted steel shelf rests on a work surface. An optional shelf liner comes in a choice of colors. The short bin and small box accessories fit under the shelf.

Notes
Order the following accessories separately:

- USB power module (YT420.)
- Shelf liner (YT530.)
- Short bin (YT800.)
- Small box (YT840.S)

Dimensions



Specification Information

Step 1.
YT330. ☐

Step 2. Height
04 4" high ☐

Step 3. Width
15 15" wide ☐

Step 4. Depth
11 11" deep ☐

Step 5. Shelf Material
M painted metal ☐
L insert liner ☐

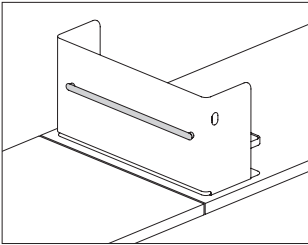
Prices for Steps 1-5.		
	11M	11L
YT330. 04 15	\$290	408

Step 6. Shelf Finish		
UBK	ultra black (CP) <input type="checkbox"/>	+\$0
91	white (CP) <input type="checkbox"/>	+\$0
98	studio white (CP) <input type="checkbox"/>	+\$0
BK	black <input type="checkbox"/>	+\$0
G1	graphite (CP) <input type="checkbox"/>	+\$0
613	silver (CP) <input type="checkbox"/>	+\$0
SNB	satin bronze <input type="checkbox"/>	+\$10

Step 7. Insert Liner Finish
For insert liner (L)
Price Category 4 +\$0

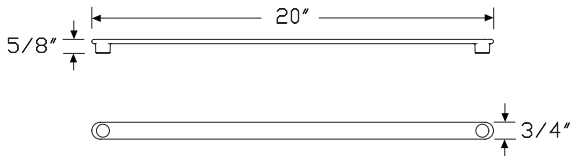
Magnetic Document Clip

YT400.



Product Information
Description
This document clip magnetically attaches to the back of the large and small organizers and the screen to provide storage for documents.
Notes
Magnetic document clip fits on the following products, ordered separately:
• Small organizer (YT100.)
• Large organizer (YT150.)
• Slim screen (YT200.)
Dimensions

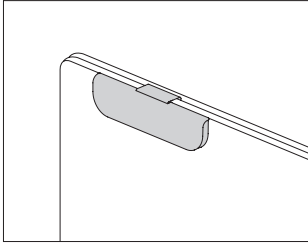
Thrive™ Work Tools



Specification Information
Step 1.
YT400. <input type="text"/>
Step 2. Depth
20 20" deep <input type="text"/>
Prices for Steps 1-2.
YT400. 20 \$106
Step 3. Finish
613 silver (CP) <input type="text"/> +\$0
SNB satin bronze <input type="text"/> +\$10
UBK ultra black (CP) <input type="text"/> +\$0
91 white (CP) <input type="text"/> +\$0
98 studio white (CP) <input type="text"/> +\$0
BK black <input type="text"/> +\$0
G1 graphite (CP) <input type="text"/> +\$0

Name Tag

YT410.



Product Information

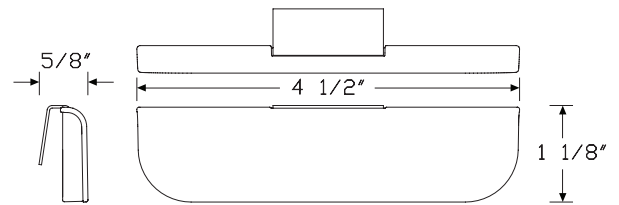
Description

This clear name tag hangs on frameless fabric screens and PET screens or magnetically attaches to a variety of work tool products.

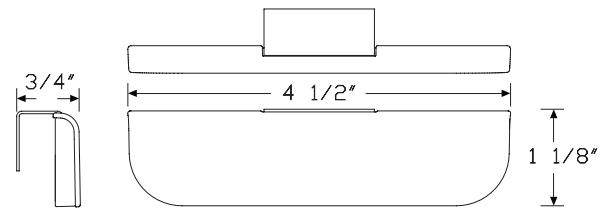
Notes

Name tag with magnetic bracket (M) can attach to the small organizer (YT100.), large organizer (YT150.), or shelf with backdrop (YT300.xxxxxxB). Name tag with Pari screen bracket (P) or flat edge screen bracket (S) can hang on any HermanMiller Pari screen or flat edge screen. Order name tag insert (O.YT1900) separately through Sales Source.

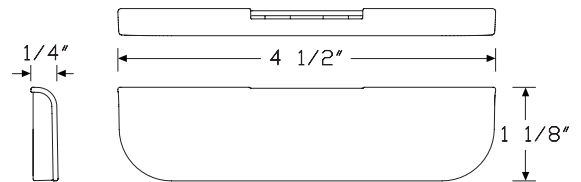
Dimensions



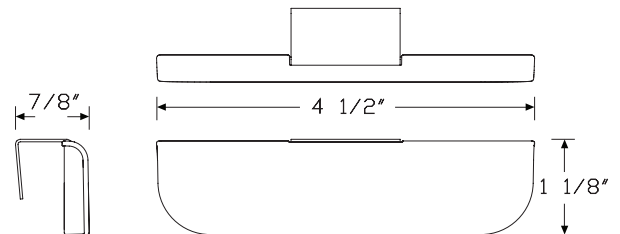
Pari Screen



Flat Edge Screen



Magnetic



Thin Profile Fabric Screen or PET Screen

Thrive™ Work Tools

Thrive™ Work Tools

Specification Information

Step 1.

YT410.

Step 2. Width

05 5" wide

Step 3. Bracket Type

P Pari Screen

S flat edge screen

D PET screen

F thin-profile fabric screen

M magnetic

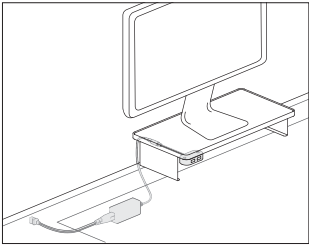
Prices for Steps 1-3.

	P	S	D	F	M
YT410. 05	\$49	49	49	49	49

Step 4. Finish

For Pari Screen (P), flat edge screen (S), or PET screen (D)

613 silver (CP) +\$0

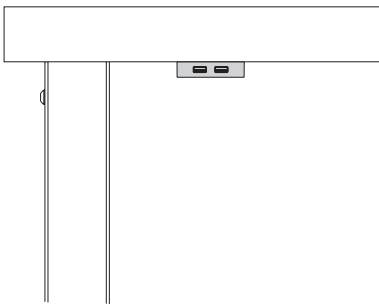
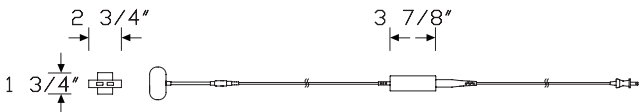


Product Information

Description
This USB power module provides DC power at the work surface level. It is available in configurations that support USB 2.1 and USB Type C. The module can be mounted to the small and large organizers, shelves, any work surface, and the Canvas Vista™ chase. Cord color is black. Attachment hardware included.

Notes
USB power module requires a single AC outlet to provide power.
Cord lengths are 1 meter from the AC outlet, and 1.8 meters from the module.
Vista chase mount attaches to underside of the Canvas Vista chase (FG110.). Attachment hardware included. For additional cable management, order cable manager, under chase (FG199.) separately. For additional information, see Canvas Vista planning guide.

Dimensions



Chase Attachment



Shelf and surface Attachment

Specification Information

Step 1.
YT420. [A](#)

Step 2. Configuration
A configured with two standard USB ports, USB 2.1 [A](#)
B configured with one standard USB 2.1 port and one USB Type C [A](#)

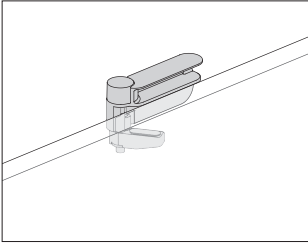
Step 3. Attachment Type
1 shelf and surface attachment [A](#)
2 chase mount [A](#)

Prices for Steps 1-3.		
	1	2
YT420. A	\$221	249
B	\$329	354

Step 4. Finish		
UBK	ultra black (CP) A	+\$0
91	white (CP) A	+\$0
98	studio white (CP) A	+\$0
BK	black A	+\$0
CL	cool grey neutral A	+\$0
G1	graphite (CP) A	+\$0

Cord Cleat

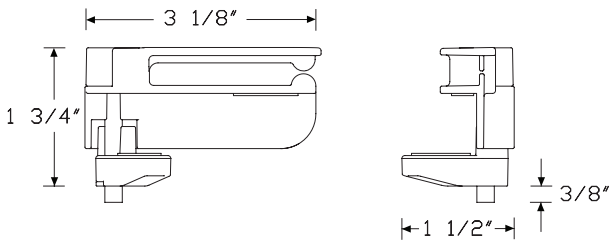
YT430.

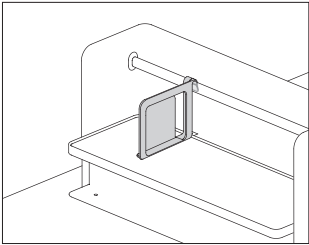


Product Information
Description
This plastic cleat clamps to a work surface to provide cord management. It is easily movable by the user, and can hold up to 4 round monitor cords.
Notes
Cord cleat works with work surfaces from 3/4" to 1 1/8" thick.
Dimensions

Specification Information
Step 1.
YT430. A \$44
Step 2. Finish
UBK ultra black (CP) A +\$0
91 white (CP) A +\$0
98 studio white (CP) A +\$0
BK black A +\$0
CL cool grey neutral A +\$0
G1 graphite (CP) A +\$0

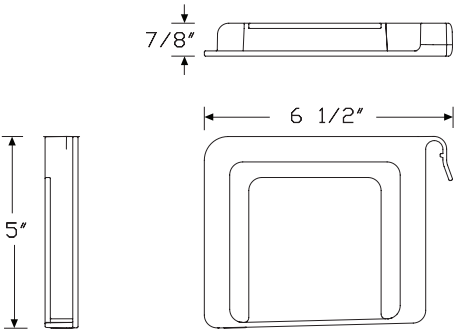
Thrive™ Work Tools

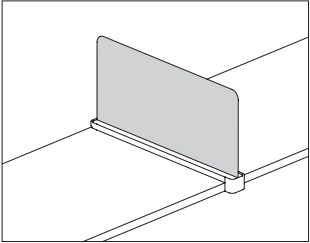




Product Information
Description
This bookend vertically divides books, binders, and folders. It attaches to the rod of the small and large organizers and the shelf with backdrop, and is easily moved by the user.
Notes
Order the following products separately:
• Small organizer (YT100.)
• Large organizer (YT150.)
• Shelf with backdrop (YT300.xxxx08xB)
Dimensions

Specification Information
Step 1.
YT440. A \$44
Step 2. Finish
UBK ultra black (CP) A +\$0
91 white (CP) A +\$0
98 studio white (CP) A +\$0
BK black A +\$0
CL cool grey neutral A +\$0
G1 graphite (CP) A +\$0

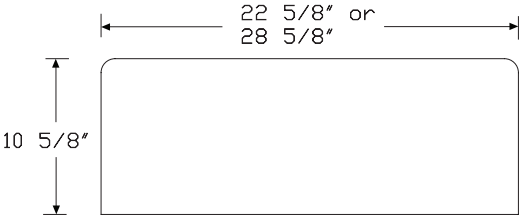




Product Information
Description
This white magnetic marker board attaches to a slim screen and is user movable.
Notes
Order slim screen (YT200.) separately.
Dimensions

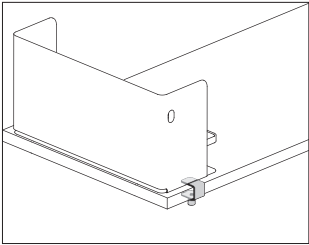
Specification Information		
Step 1.		
YT450.	<input type="checkbox"/>	
Step 2. Application		
1	24" deep screen	<input type="checkbox"/>
2	30" deep screen	<input type="checkbox"/>
Prices for Steps 1-2.		
YT450.	1	\$78
	2	\$91

Thrive™ Work Tools



Surface Clamp

YT460.

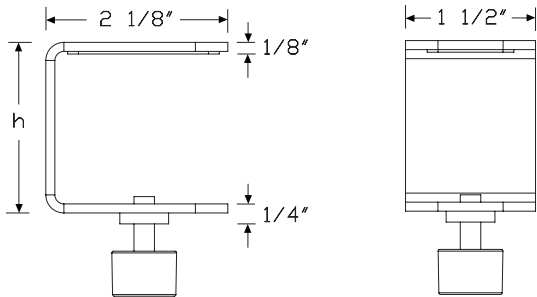


Product Information

Description
This clamp can be added to the small and large organizers.

Notes
Surface clamp attaches to square edge work surfaces from 3/4" to 1 1/8" thick.
Specify standard application (1) for use with most HermanMiller work surfaces and legs. See Planning Guide for exact applications.
Specify Canvas Office Landscape® universal leg application (2) to clamp an organizer on top of a Canvas universal leg.

Dimensions



Specification Information

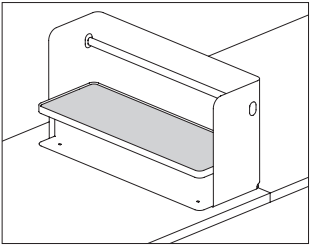
Step 1.
YT460. ☐

Step 2. Application
1 standard ☐
2 Canvas Office Landscape® universal leg ☐

Prices for Steps 1-2.
YT460. 1 \$78
2 \$78

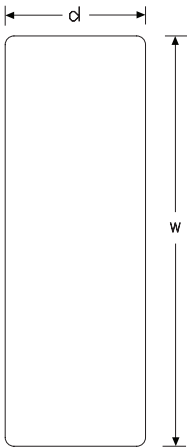
Step 3. Finish
613 silver (CP) ☐ +\$0
SNB satin bronze ☐ +\$10
UBK ultra black (CP) ☐ +\$0
91 white (CP) ☐ +\$0
98 studio white (CP) ☐ +\$0
BK black ☐ +\$0
G1 graphite (CP) ☐ +\$0

Thrive™ Work Tools



Product Information
Description
This liner retrofits to the small and large organizers. It is user movable without tools. Top material is polyester felt.
Notes
Specify 8" width (08) for a small organizer (YT100.).
Specify 11" width (11) for a large organizer (YT150.).
Dimensions

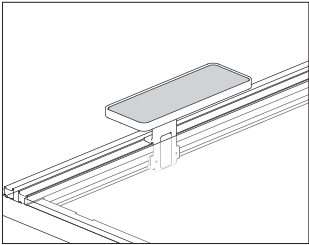
Specification Information
Step 1.
YT500. <input type="text" value="A"/>
Step 2. Width
08 8" wide <input type="text" value="A"/>
11 11" wide <input type="text" value="A"/>
Step 3. Depth
22 22" deep <input type="text" value="A"/>
Prices for Steps 1-3.
22
YT500. 08 \$121
11 \$139
Step 4. Liner Finish
Price Category 4 +\$0



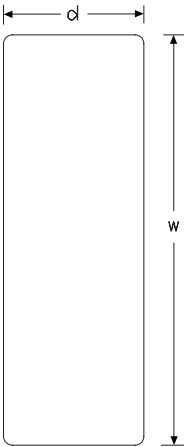
Thrive™ Work Tools

Shelf Liner

YT510.

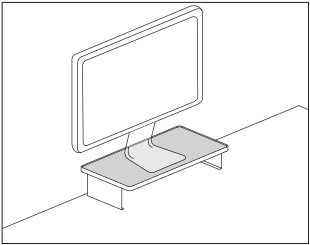


Product Information
Description
This liner retrofits to the shelf. It is user movable without tools. Top material is polyester felt.
Notes
Shelf liner is compatible with shelf (YT300.).
Dimensions




Specification Information
Step 1.
YT510. <input type="checkbox"/>
Step 2. Width
12 12" wide <input type="checkbox"/>
15 15" wide <input type="checkbox"/>
22 22" wide <input type="checkbox"/>
Step 3. Depth
For 12" wide (12)
05 5" deep <input type="checkbox"/>
For 15" wide (15)
08 8" deep <input type="checkbox"/>
For 22" wide (22)
05 5" deep <input type="checkbox"/>
08 8" deep <input type="checkbox"/>
Prices for Steps 1-3.
YT510. 12 05 08
15 \$84 —
22 — \$91
\$116 121
Step 4. Liner Finish
Price Category 4 +\$0

Thrive™ Work Tools



Product Information
Description
This liner retrofits to the monitor platform shelf. It is user movable without tools. Top material is polyester felt.
Notes
Liner is compatible with monitor platform shelf (YT320.).
Dimensions

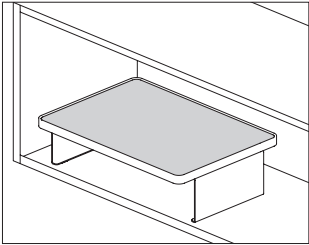
Specification Information
Step 1.
YT520. A
Step 2. Width
22 22" wide A
Step 3. Depth
11 11" deep A
Prices for Steps 1-3.
11
YT520. 22
\$139
Step 4. Liner Finish
Price Category 4
+\$0




Thrive™ Work Tools

Freestanding Shelf Liner

YT530.



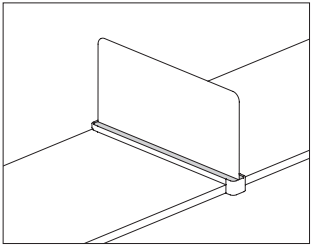
Product Information
Description
This liner retrofits to the freestanding shelf. It is user movable without tools. Top material is polyester felt.
Notes
Liner is compatible with shelf (YT330.).
Dimensions



Specification Information
Step 1.
YT530. A
Step 2. Width
15 15" wide A
Step 3. Depth
11 11" deep A
Prices for Steps 1-3.
YT530. 15
Step 4. Liner Finish
Price Category 4

Thrive™ Work Tools

YT540.



Product Information

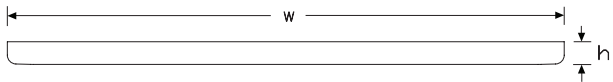
Description

This liner retrofits to the slim screen. It is user movable without tools. Top material is polyester felt.

Notes

Liner is compatible with slim screen (YT200.).

Dimensions



Specification Information

Step 1.

YT540. A

Step 2. Width

02 2" wide

Step 3. Depth

24 24" deep

30 30" deep

Prices for Steps 1-3.

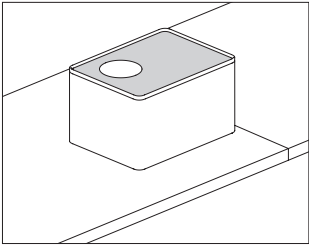
	24	30
YT540. 02	\$84	108

Step 4. Liner Finish

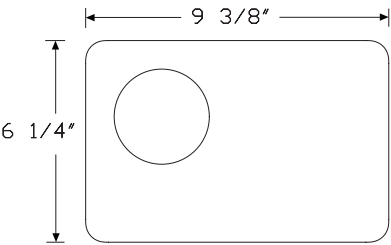
Price Category 4	+\$0
------------------	------

Formwork Liner

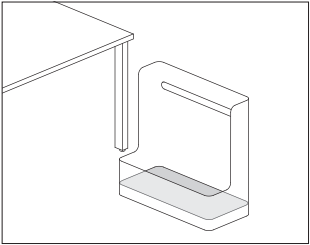
YT550.



Product Information
Description
This liner retrofits to Formwork bins and boxes. It is user movable without tools. Top material is polyester felt.
Notes
Formwork liner is compatible with the following products:
• Short bin (YT800.)
• Tall bin (YT810.)
• Box, small and large (YT840.S, YT840.L).
For use on the lid or base of the large and small box, specify application option (B).
For use on the lid or base of the tall and short bin, specify application option (T).
Dimensions




Specification Information
Step 1.
YT550. <input type="checkbox"/> A
Step 2. Application
B large and small box <input type="checkbox"/> A
T tall and short bin <input type="checkbox"/> A
Prices for Steps 1-2.
YT550. B \$80
T \$111
Step 3. Liner Finish
Price Category 4 +\$0



Product Information
Description
This liner retrofits to the base of the mobile bag catch. It is user movable without tools. Top material is polyester felt.
Notes
Base liner is compatible with mobile bag catch (YT710.).
Dimensions

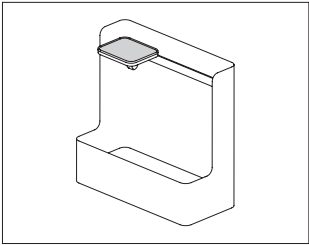
Specification Information
Step 1.
YT560. A
Step 2. Width
10 10" wide A
Step 3. Depth
22 22" deep A
Prices for Steps 1-3.
YT560. 10
Step 4. Liner Finish
Price Category 4

Thrive™ Work Tools

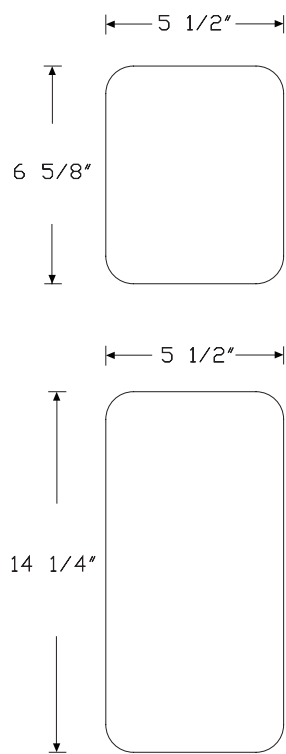


Mobile Bag Catch Shelf Liner

YT565.



Product Information
Description
This liner retrofits to the accessory shelf used with the mobile bag catch or Ambit™ shroud. It is user movable without tools. Top material is polyester felt.
Notes
Shelf liner is compatible with mobile bag catch (YT710.) and accessory shelf (YT715.).
Dimensions



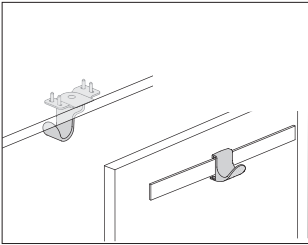
Specification Information
Step 1.
YT565. A
Step 2. Width
06 6" wide A
Step 3. Depth
For 6" wide (06)
07 7" deep A
Prices for Steps 1-3.
YT565. 06
Step 4. Liner Finish
Price Category 4

07

\$70

+\$0

Thrive™ Work Tools



Product Information

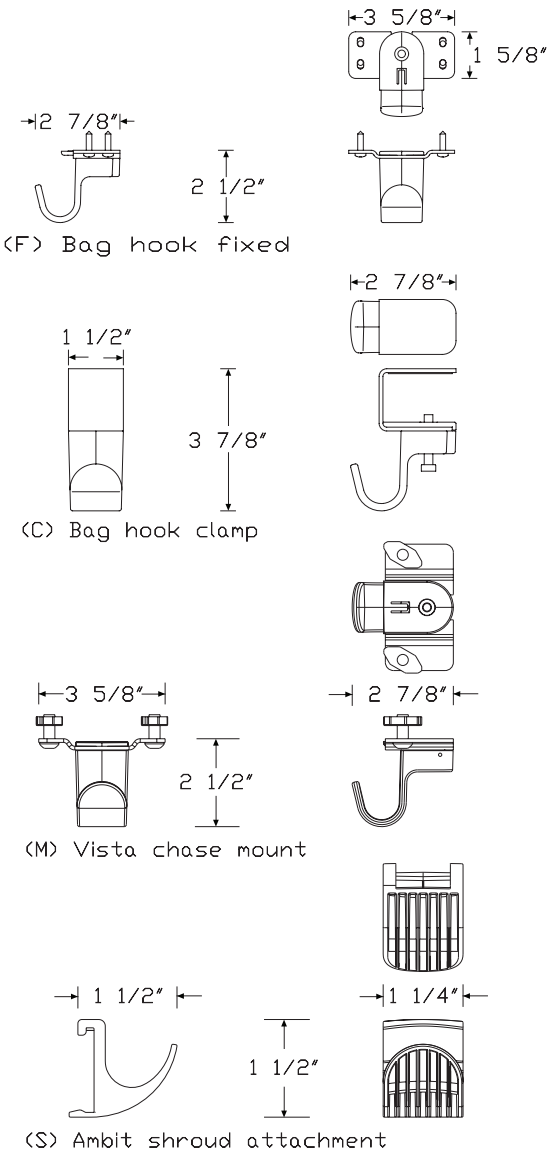
Description

This bag hook clamps to a work surface, mounts under the surface with screws, mounts to the underside of the Canvas Vista™ chase, or attaches to the Ambit™ shroud. The hook rotates 360° to hold the bag under the surface. Clamp mount is easily moved by the user. Fixed attachment option includes attachment hardware.

Notes

Clamp attaches to work surfaces from 3/4" to 1 1/8" thick.
Maximum weight capacity is 15 pounds for clamp and fixed attachment;
maximum weight capacity for hook attached to rail is 35 pounds.
Vista chase mount (M) attaches to underside of Canvas Vista chase (FG110.). Attachment hardware included. It is user movable. For additional information, see Canvas Vista planning guide.

Dimensions



Thrive™ Work Tools

Specification Information

Step 1.

YT700. ☐

Step 2. Attachment Type

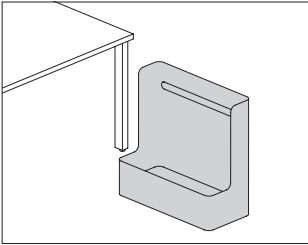
- S** shroud ☐
C clamp ☐
F fixed ☐
M chase mount ☐

Prices for Steps 1-2.

YT700. S	\$62
C	\$70
F	\$70
M	\$67

Step 3. Finish

613 silver (CP) <input type="checkbox"/>	+\$0
UBK ultra black (CP) <input type="checkbox"/>	+\$0
91 white (CP) <input type="checkbox"/>	+\$0
98 studio white (CP) <input type="checkbox"/>	+\$0
BK black <input type="checkbox"/>	+\$0
G1 graphite (CP) <input type="checkbox"/>	+\$0



Product Information

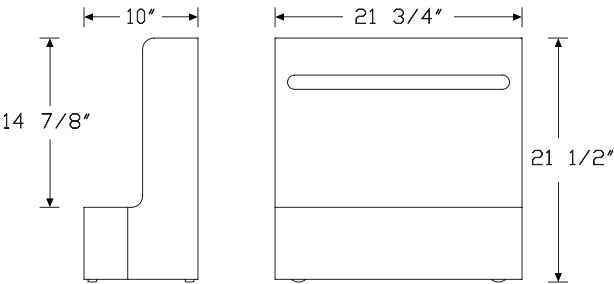
Description
This mobile bag catch provides storage for a personal bag. It also provides a natural boundary between users on either side of the catch. It rests on wheels for ease of movement. An optional shelf liner is available in a choice of colors.

Notes

Order the following products separately:
• Mobile bag catch base liner (YT560.)
• Mobile bag catch shelf liner (YT565.)

Dimensions

Thrive™ Work Tools



Specification Information

Step 1.

YT710. ☐

Step 2. Height

21 21" high ☐

Step 3. Width

10 10" wide ☐

Step 4. Depth

22 22" deep ☐

Step 5. Base Material

L insert liner ☐

Step 6. Shelf Option

N no shelf ☐

S shelf ☐

Step 7. Shelf Material

For no shelf (N)

N no shelf ☐

For shelf (S)

M painted metal ☐

L insert liner ☐

Prices for Steps 1-7.

	22LNN	22LSM	22LSL
YT710. 21 10	\$704	745	813

Step 8. Bag Cubby Finish

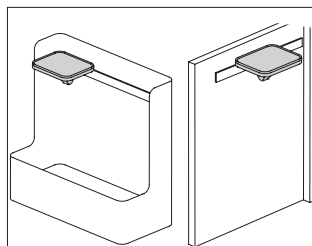
613	silver (CP) <input type="checkbox"/>	+\$0
UBK	ultra black (CP) <input type="checkbox"/>	+\$0
91	white (CP) <input type="checkbox"/>	+\$0
98	studio white (CP) <input type="checkbox"/>	+\$0
BK	black <input type="checkbox"/>	+\$0
G1	graphite (CP) <input type="checkbox"/>	+\$0

Step 9. Insert Liner Finish

Price Category 4	+\$0
------------------	------

Accessory Shelf

YT715.



Product Information

Description

This painted metal shelf can be retrofit to the mobile bag catch or Ambit™ shroud. An optional liner is available in a choice of colors.

Notes

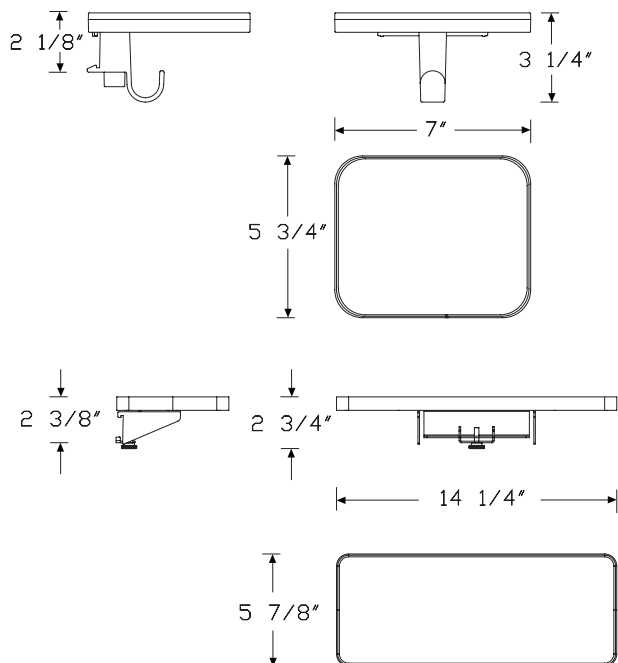
Bag hook included for mobile bag catch (BC) attachment and shroud attachment for 24" deep tables (S2) options.

Shroud attachment for 30" deep tables (S3) option is shelf only.

Order the following products separately:

- Mobile bag catch (YT710.)
- Ambit height adjustable table leg shroud (DV8S)
- Accessory shelf liner (YT565.)

Dimensions



Specification Information

Step 1.

YT715. ☐

Step 2. Shelf Product Attachment

BC mobile bag catch ☐

S2 shroud - 24" deep tables ☐

S3 shroud - 30" deep tables ☐

Step 3. Width

For mobile bag catch (BC) or shroud - 30" deep tables (S3)

15 15" wide ☐

06 6" wide ☐

For shroud - 24" deep tables (S2)

06 6" wide ☐

Step 4. Depth

For 6" wide (06)

07 7" deep ☐

For 15" wide (15)

06 6" deep ☐

Step 5. Shelf Material

M painted metal ☐

L insert liner ☐

Prices for Steps 1-5.

	06M	06L	07M	07L
YT715. BC 15	\$232	368	—	—
06	—	—	\$155	91
S2 06	—	—	\$91	155
S3 15	\$232	368	—	—
06	—	—	\$91	155

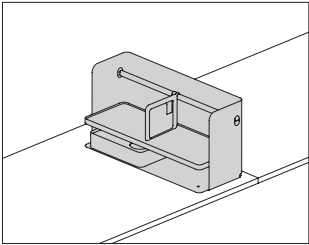
Step 6. Mobile Bag Catch Shelf Finish

613	silver (CP) <input type="checkbox"/>	+\$0
UBK	ultra black (CP) <input type="checkbox"/>	+\$0
91	white (CP) <input type="checkbox"/>	+\$0
98	studio white (CP) <input type="checkbox"/>	+\$0
BK	black <input type="checkbox"/>	+\$0
G1	graphite (CP) <input type="checkbox"/>	+\$0

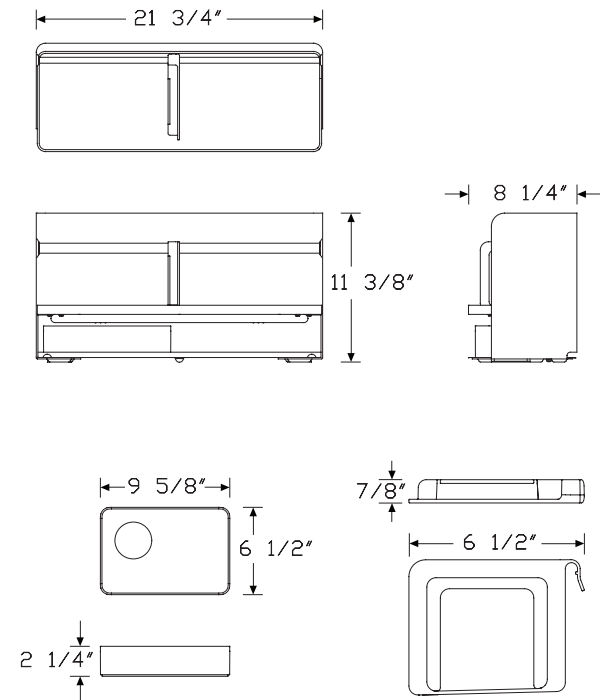
Step 7. Insert Liner Finish	
<i>For insert liner (L)</i>	
Price Category 4	+\$0

Small Organizer Kit #1

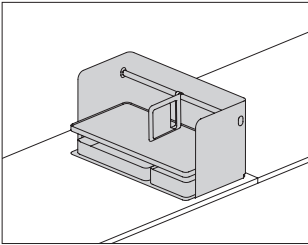
YT900.



Product Information
Description
This kit includes the following work tools:
<ul style="list-style-type: none">• Small organizer without liner• Rod bookend• Formwork small box with cup
Notes
Finish (Step 2) combinations are predetermined.
For white (91):
<ul style="list-style-type: none">• White (91) small organizer without liner• White (91) rod bookend
For graphite (G1):
<ul style="list-style-type: none">• Graphite (G1) small organizer without liner• Graphite (G1) rod bookend
For metallic silver (MS):
<ul style="list-style-type: none">• Metallic silver (MS) small organizer without liner• Cool grey neutral (CL) rod bookend
Formwork finish (Step 3) is independent of (Step 2) finish specification.
Dimensions

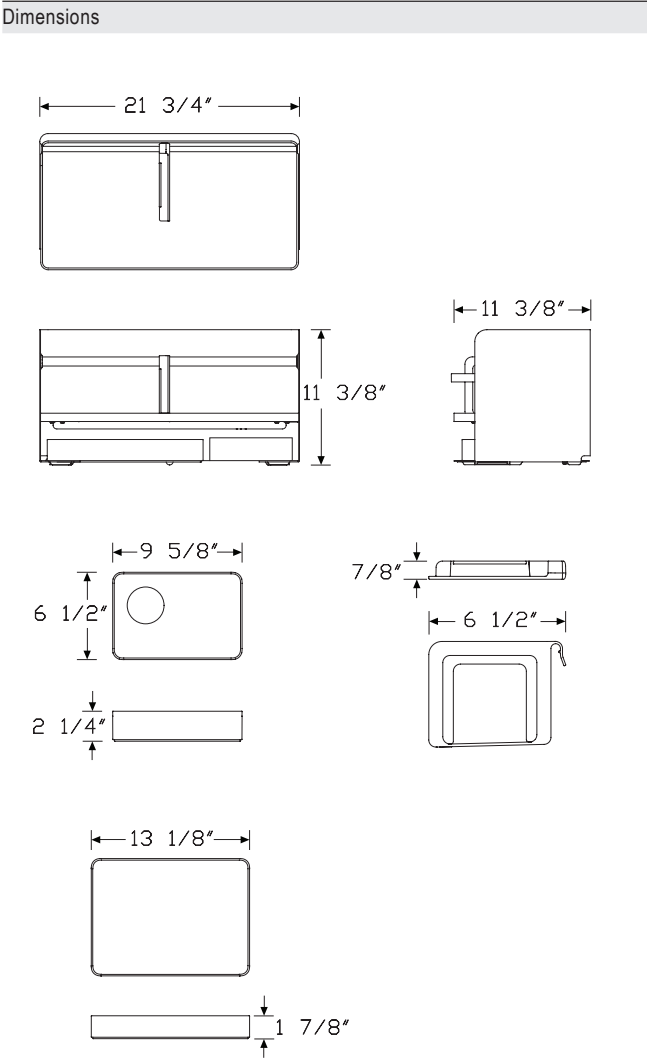


Specification Information
Step 1.
YT900. A \$745
Step 2. Finish
Metallic Paint
613 silver (CP) A +\$0
SNB satin bronze A +\$10
Sand Texture Paint
BK black A +\$0
UBK ultra black (CP) A +\$0
Smooth Paint
91 white (CP) A +\$0
98 studio white (CP) A +\$0
G1 graphite (CP) A +\$0
Step 3. Formwork Finish
CRT concrete A +\$0
NYX onyx A +\$0



Product Information	
Description	
This kit includes the following work tools:	
<ul style="list-style-type: none">• Large organizer without liner• Rod bookend• Formwork small box with cup• Formwork short bin without lid	
Notes	
Finish (Step 2) combinations are predetermined.	
For white (91):	
<ul style="list-style-type: none">• White (91) large organizer without liner• White (91) rod bookend	
For graphite (G1):	
<ul style="list-style-type: none">• Graphite (G1) large organizer without liner• Graphite (G1) rod bookend	
For metallic silver (MS):	
<ul style="list-style-type: none">• Metallic silver (MS) large organizer without liner• Cool grey neutral (CL) rod bookend	
Formwork finish (Step 3) is independent of (Step 2) finish specification and applies to all included Formwork products in this kit.	

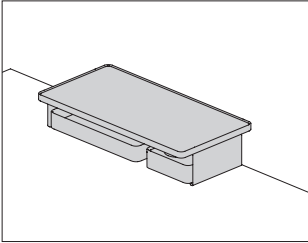
Thrive™ Work Tools



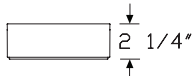
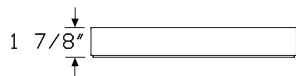
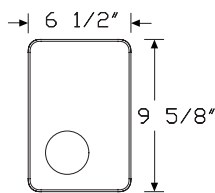
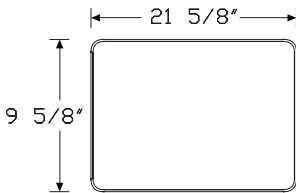
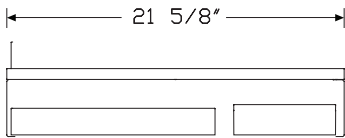

Specification Information		
Step 1.		
YT910.	<input type="checkbox"/>	\$911
Step 2. Finish		
Metallic Paint		
613	silver (CP) <input type="checkbox"/>	+\$0
Sand Texture Paint		
BK	black <input type="checkbox"/>	+\$0
UBK	ultra black (CP) <input type="checkbox"/>	+\$0
Smooth Paint		
91	white (CP) <input type="checkbox"/>	+\$0
98	studio white (CP) <input type="checkbox"/>	+\$0
G1	graphite (CP) <input type="checkbox"/>	+\$0
Step 3. Formwork Finish		
CRT	concrete <input type="checkbox"/>	+\$0
NYX	onyx <input type="checkbox"/>	+\$0

Monitor Platform Stand Kit #1

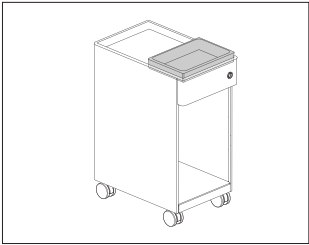
YT920.



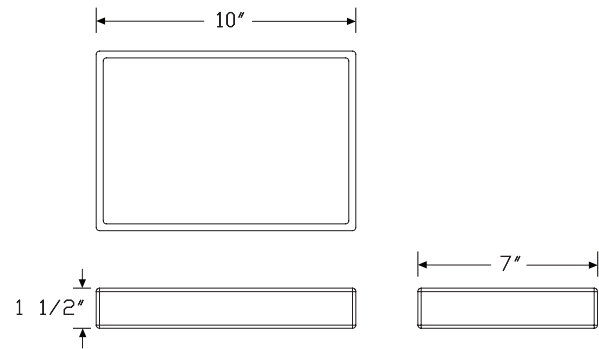
Product Information
Description
This kit includes the following work tools:
<ul style="list-style-type: none">• Monitor platform stand without liner• Formwork small box with cup• Formwork short bin without lid
Notes
Finish (Step 2) combinations are predetermined.
For white (91):
<ul style="list-style-type: none">• White (91) monitor platform stand without liner
For graphite (G1):
<ul style="list-style-type: none">• Graphite (G1) monitor platform stand without liner
For metallic silver (MS):
<ul style="list-style-type: none">• Metallic silver (MS) monitor platform stand without liner
Formwork finish (Step 3) is independent of (Step 2) finish specification and applies to all included Formwork products in this kit.
Dimensions



Specification Information
Step 1.
YT920. <input type="checkbox"/> A
\$548
Step 2. Monitor Platform Stand Finish
Metallic Paint
613 silver (CP) <input type="checkbox"/> A
+ \$0
SNB satin bronze <input type="checkbox"/> A
+ \$10
Sand Texture Paint
BK black <input type="checkbox"/> A
+ \$0
UBK ultra black (CP) <input type="checkbox"/> A
+ \$0
Smooth Paint
91 white (CP) <input type="checkbox"/> A
+ \$0
98 studio white (CP) <input type="checkbox"/> A
+ \$0
G1 graphite (CP) <input type="checkbox"/> A
+ \$0
Step 3. Formwork Finish
CRT concrete <input type="checkbox"/> A
+ \$0
NYX onyx <input type="checkbox"/> A
+ \$0



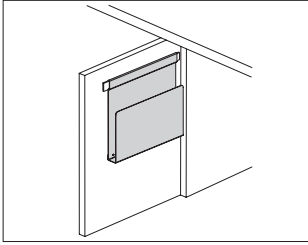
Product Information
Description
This cork tray provides space for personal items.
Notes
Compatible with the following products or as a stand-alone accessory:
• Ambit™ personal storage (IH100.)
• Ambit suspended storage (IH200.)
See planning guide for additional information.
Dimensions



Specification Information
Step 1.
IH353.
Step 2. Depth
07 7" deep
Step 3. Width
10 10" wide
Prices for Steps 1-3.
IH353. 07

10

\$170



Product Information

Description

This document holder rests on the optional tool rail of the Ambit™ Shroud. It has a painted metal surface and is designed to hold folders or personal office items.

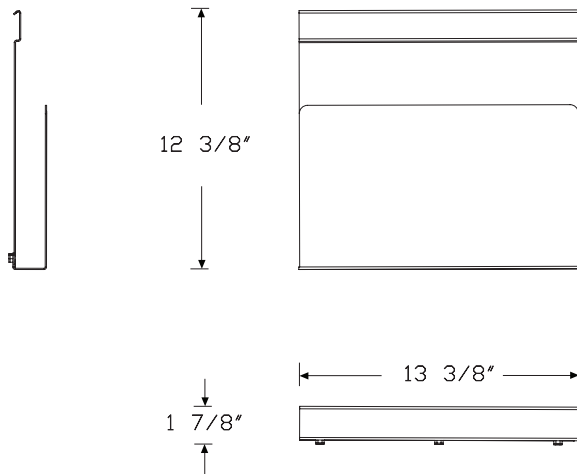
Notes

Document holder designed for use with Ambit shroud (DV8S) with tool rail (2) option.

Not available for use as a stand-alone accessory.

See planning guide for additional information.

Dimensions



Specification Information

Step 1.

YT716. A

Step 2. Shelf Product Attachment

S3 shroud - 30" deep tables A

Prices for Steps 1-2.

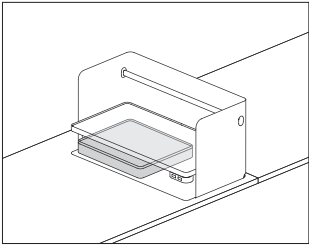
YT716. S3	\$193
-----------	-------

Step 3. Finish

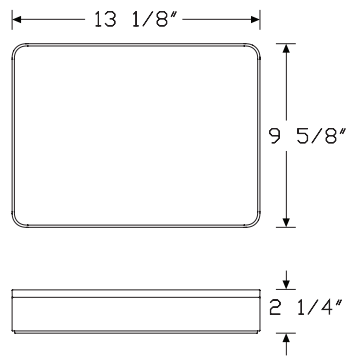
8Q	folkstone grey (CP)	<input type="checkbox"/>	<input type="checkbox"/>	+\$0
91	white (CP)	<input type="checkbox"/>	<input type="checkbox"/>	+\$0
98	studio white (CP)	<input type="checkbox"/>	<input type="checkbox"/>	+\$0
BK	black	<input type="checkbox"/>	<input type="checkbox"/>	+\$0
DB3	glacier	<input type="checkbox"/>	<input type="checkbox"/>	+\$10
DN2	nightfall	<input type="checkbox"/>	<input type="checkbox"/>	+\$10
DR1	canyon	<input type="checkbox"/>	<input type="checkbox"/>	+\$10
G1	graphite (CP)	<input type="checkbox"/>	<input type="checkbox"/>	+\$0
OLF	olive	<input type="checkbox"/>	<input type="checkbox"/>	+\$10
UBK	ultra black (CP)	<input type="checkbox"/>	<input type="checkbox"/>	+\$0
WL	warm stone (CP)	<input type="checkbox"/>	<input type="checkbox"/>	+\$0
WN	warm grey neutral	<input type="checkbox"/>	<input type="checkbox"/>	+\$0
611	beige mist metallic (CP)	<input type="checkbox"/>	<input type="checkbox"/>	+\$0
613	silver (CP)	<input type="checkbox"/>	<input type="checkbox"/>	+\$0
SNA	satin aluminum	<input type="checkbox"/>	<input type="checkbox"/>	+\$15
SNB	satin bronze	<input type="checkbox"/>	<input type="checkbox"/>	+\$15
SNC	satin carbon	<input type="checkbox"/>	<input type="checkbox"/>	+\$15

Short Bin

YT800.



Product Information
Description
This short bin is designed to hold office tools and personal items. It is crafted of high gloss ABS plastic. It can stack on tall bins and boxes.
Notes
Order Formwork liner (YT550.) separately.
Dimensions

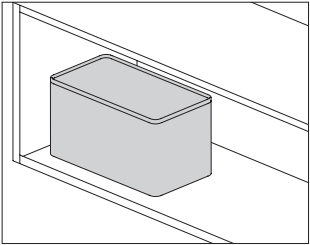


Specification Information
Step 1.
YT800. <input type="checkbox"/> A
Step 2. Lid Option
N no lid <input type="checkbox"/> A
L with lid <input type="checkbox"/> A
Prices for Steps 1-2.
YT800. N \$84
L \$119
Step 3. Finish
CRT concrete <input type="checkbox"/> A +\$0
NYX onyx <input type="checkbox"/> A +\$0

Thrive™ Work Tools

Tall Bin

YT810.

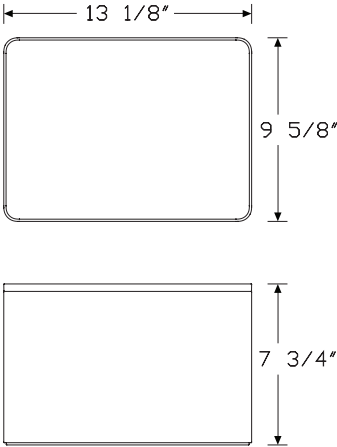


Product Information

Description
This tall bin is designed to hold office tools and personal items. It is crafted of high gloss ABS plastic. It can stack on short bins and boxes.

Notes
Order Formwork liner (YT550.) separately.

Dimensions



Specification Information

Step 1.

YT810. ☐ A

Step 2. Lid Option

N no lid ☐ A

L with lid ☐ A

Prices for Steps 1-2.

YT810. N	\$144
L	\$176

Step 3. Finish

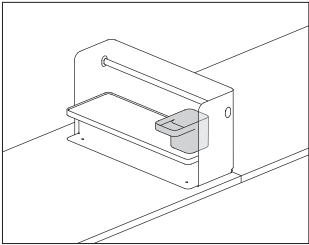
CRT concrete ☐ A +\$0

NYX onyx ☐ A +\$0

Thrive™ Work Tools

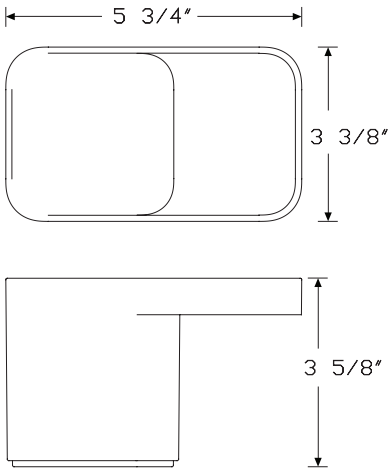
Square Pencil Cup

YT820.



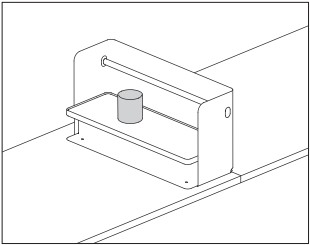
Product Information
Description
The pencil cup is designed to hold pencils, pens, markers, and office tools. It also has an integrated ledge for convenient storage of other small items. It is crafted of high gloss ABS plastic with a silicone base.
Dimensions

Specification Information		
Step 1.		
YT820.	<input type="text" value="A"/>	\$52
Step 2. Finish		
CRT	concrete <input type="text" value="A"/>	+\$0
NYX	onyx <input type="text" value="A"/>	+\$0



Round Pencil Cup

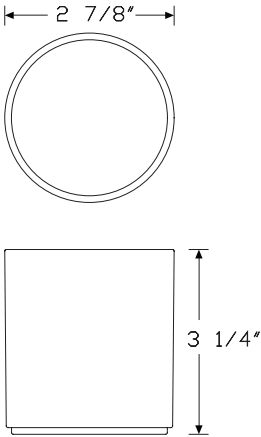
YT825.



Product Information

Description
The round pencil cup is designed to hold pencils, pens, markers, and office tools. It is crafted of high gloss ABS plastic.

Dimensions



Specification Information

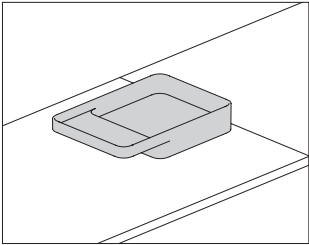
Step 1.

YT825. A \$52

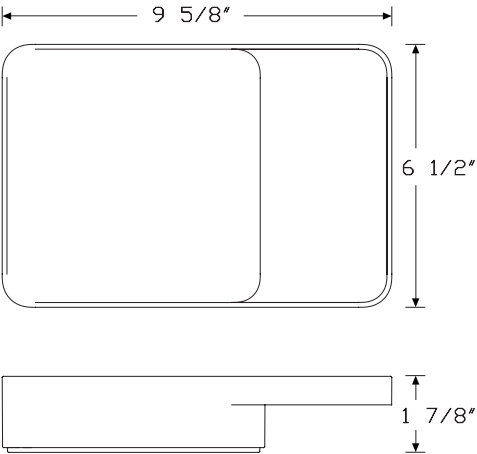
Step 2. Finish

CRT concrete A +\$0

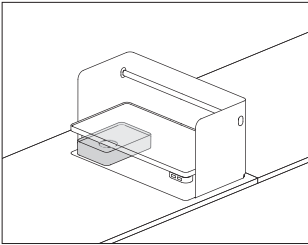
NYX onyx A +\$0



Product Information
Description
This stackable tray is designed to hold small office tools and personal items, and has an integrated ledge for storage of other objects such as business cards or a pad of sticky notes. Tray is crafted of high gloss ABS plastic with a silicone base.
Dimensions



Specification Information		
Step 1.		
YT830. <input type="checkbox"/>		
Step 2. Size		
S	small	<input type="checkbox"/>
L	large	<input type="checkbox"/>
Prices for Steps 1-2.		
YT830. S		\$55
L		\$70
Step 3. Finish		
CRT	concrete	<input type="checkbox"/> +\$0
NYX	onyx	<input type="checkbox"/> +\$0

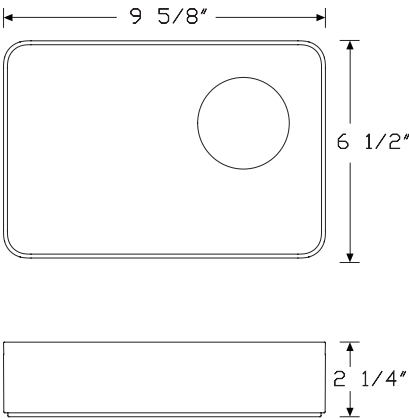


Product Information

Description

This stackable box is designed to hold office tools and personal items, and has a cup for convenient storage of other objects such as paper clips, tacks, and loose change. It is crafted of high gloss ABS plastic with a silicone base.

Dimensions



Specification Information

Step 1.

YT840. ☐ A

Step 2. Size

S small ☐ A

L large ☐ A

Prices for Steps 1-2.

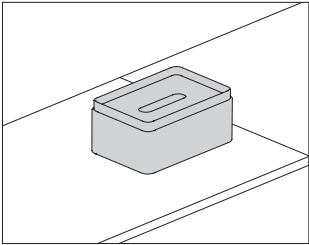
YT840. S	\$118
L	\$143

Step 3. Finish

CRT	concrete <input type="checkbox"/> A	+\$0
NYX	onyx <input type="checkbox"/> A	+\$0

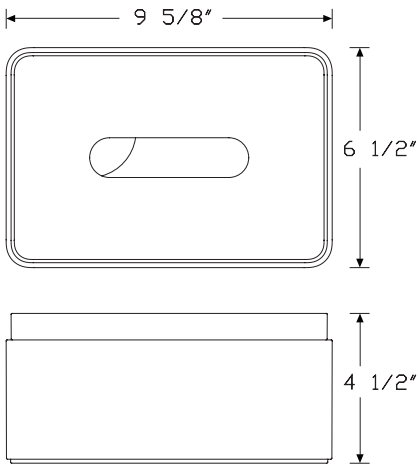
Tissue Box

YT850.



Product Information
Description
The tissue box is crafted of high gloss ABS plastic with a silicone base.

Dimensions



Specification Information
Step 1.

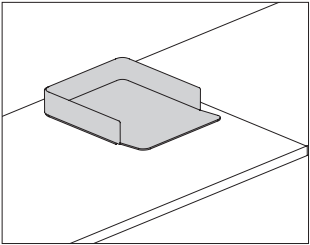
YT850. A \$135

Step 2. Finish

CRT concrete A +\$0
NYX onyx A +\$0

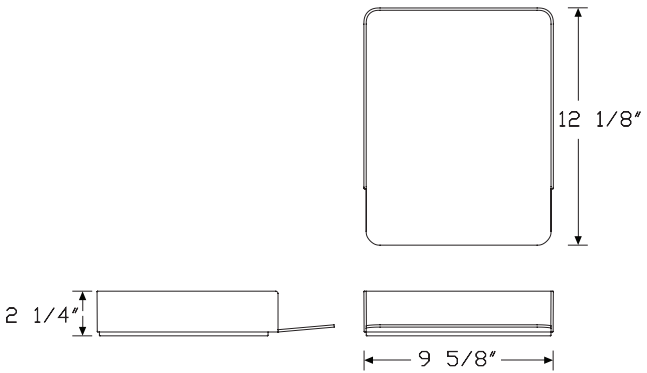
Paper Tray

YT870.



Product Information
Description
This stackable paper tray is crafted of high gloss ABS plastic.

Dimensions

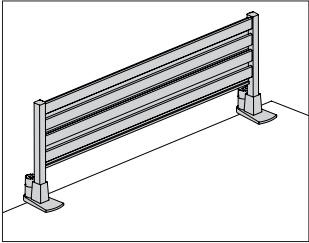


Specification Information
Step 1.

YT870. A \$67

Step 2. Finish

CRT concrete A +\$0
NYX onyx A +\$0

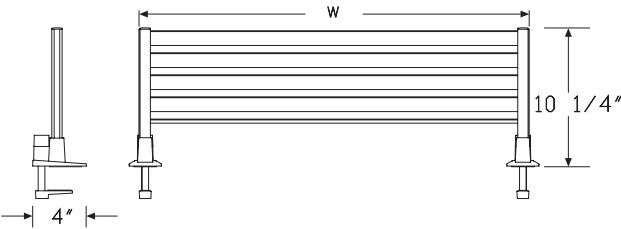


Product Information

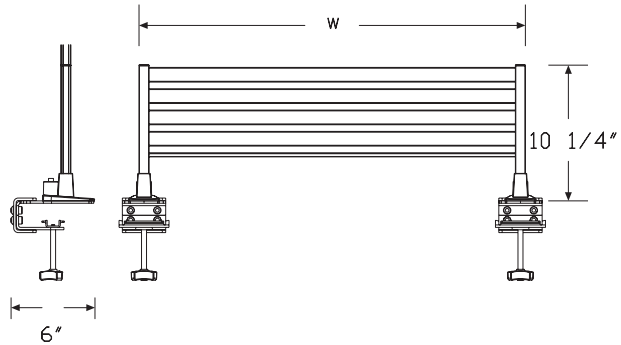
Description
This all metal rail clamps to the edge of a freestanding surface. It has 4 forward facing slots for mounting. Accessories typically used on Ethospace® tiles and Action Office® rail tiles can be mounted on this surface attached tool rail.

Notes
Order accessories such as paper trays and shelves separately.
Surface clamp adjusts to fit surfaces 1/2" to 1 5/8" thick.
Gap on back side of surface will be 1" to allow for clamping bracket attachment.
When using Canvas Metal Desk surfaces (FKS10., FKS21., FKS22., FKS31., FKS32., FKS34.) with modesty panel (FK700.) and/or hutch back panel (FK800.), specify Canvas metal desk mount (09) option.
There are 4 horizontal slots for hanging accessories on the 8" height unit. 8" height refers to tile height; overall height from top of surface is approximately 10".
Usable hanging space approximately 3" less than overall width.
Not recommended for use with rail mounted monitor arms.

Dimensions



Surface-attached tool rail



Canvas Metal Desk mounting bracket

Thrive™ Work Tools

Specification Information

Step 1.

Y7100.

Step 2. Width

- 24 24" wide
- 30 30" wide
- 36 36" wide

Step 3. Height/Attachment

- 08 8" high with standard clamp
- 09 8" high with canvas metal desk mount

Prices for Steps 1-3.

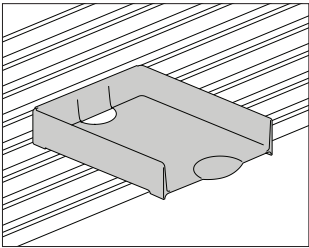
	08	09
Y7100. 24	\$469	665
30	\$513	735
36	\$559	801

Step 4. Finish

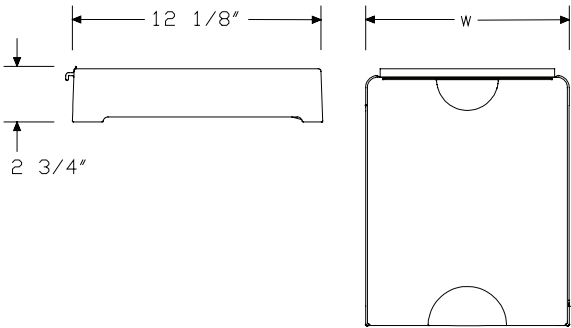
- 613 silver (CP) +\$0
- G1 graphite (CP) +\$0
- 91 white (CP) +\$0

Paper Tray

Y7216.



Product Information
Description
This plastic tray hangs from a rail or stands alone to horizontally store letter- or legal-size papers. It has 4 integrated feet on the bottom of the tray for standing on a surface or for stacking vertically.
Dimensions

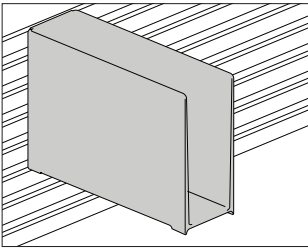


Specification Information
Step 1.
Y7216.
Step 2. Width
10 10" wide
16 16" wide
Prices for Steps 1-2.
Y7216. 10 \$50
16 \$65
Step 3. Surface Finish
UBK ultra black (CP) +\$0
91 white (CP) +\$0
CL cool grey neutral +\$0
G1 graphite (CP) +\$0
HF inner tone light +\$0
LT light tone +\$0
LU soft white +\$0
MT medium tone +\$0
WN warm grey neutral +\$0

Thrive™ Work Tools

Vertical Tray

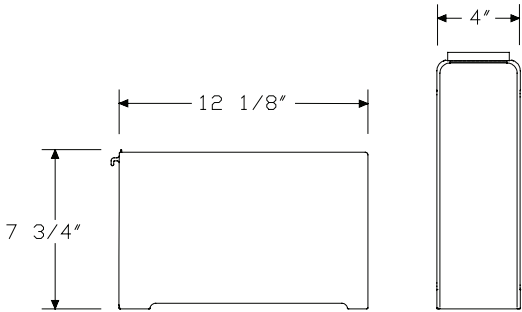
Y7217.



Product Information
Description
This plastic tray hangs from a rail or stands alone to vertically store papers, binders, and folders.
Dimensions

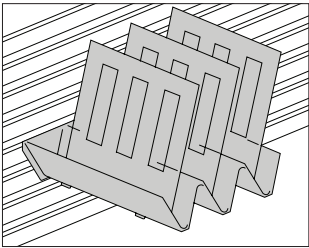
Specification Information		
Step 1.		
Y7217.4		\$59
Step 2. Surface Finish		
UBK	ultra black (CP)	+\$0
91	white (CP)	+\$0
CL	cool grey neutral	+\$0
G1	graphite (CP)	+\$0
HF	inner tone light	+\$0
LT	light tone	+\$0
LU	soft white	+\$0
MT	medium tone	+\$0
WN	warm grey neutral	+\$0

Thrive™ Work Tools

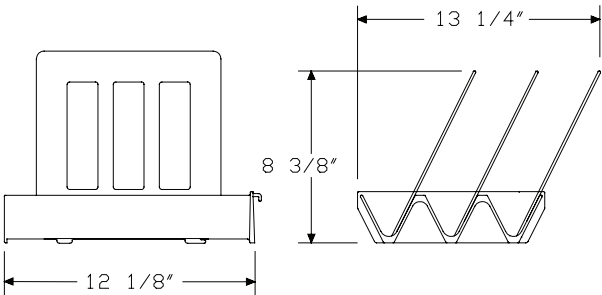


Diagonal Tray

Y7218.



Product Information
Description
This plastic tray hangs from a rail or stands alone to store papers and folders. It has 3 dividers that move to support left- or right-handed activities.
Dimensions

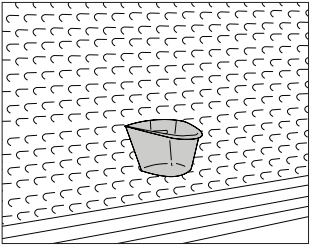


Specification Information
Step 1.
Y7218.
\$82
Step 2. Surface Finish
UBK ultra black (CP)
91 white (CP)
CL cool grey neutral
G1 graphite (CP)
HF inner tone light
LT light tone
LU soft white
MT medium tone
WN warm grey neutral
+\$0
+\$0
+\$0
+\$0
+\$0
+\$0
+\$0
+\$0
+\$0

Thrive™ Work Tools

Pencil Holder

Y7233.



Product Information

Description

This bin hangs from a work tool support product. It holds pens, pencils, markers, a cell phone, or other small items. Finish is 91 white.

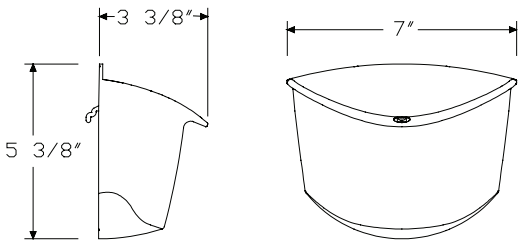
Dimensions

Specification Information

Step 1.

Y7233.

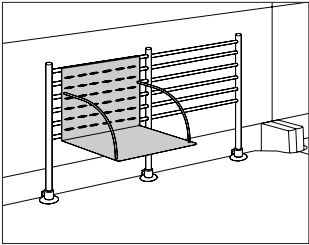
\$42



Thrive™ Work Tools

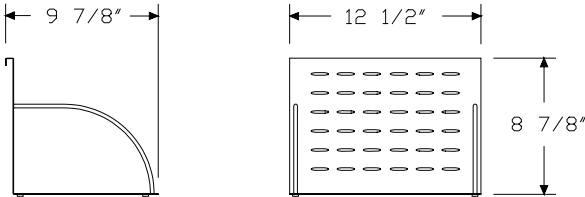
Binder Shelf

Y7312.



Product Information
Description
This 12"-wide shelf hangs from a rail to vertically store binders and books.

Dimensions



Specification Information
Step 1.

Y7312.12 \$249

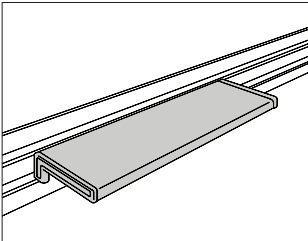
Step 2. Surface Finish

G1	graphite (CP)	+\$0
UBK	ultra black (CP)	+\$0
8Q	folkstone grey (CP)	+\$0
EH	metallic bronze	+\$0
HF	inner tone light	+\$0
LU	soft white	+\$0
MT	medium tone	+\$0
SG	slate grey	+\$0
WL	warm stone (CP)	+\$0

Thrive™ Work Tools

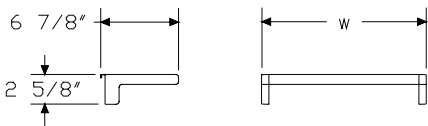
Mini-Shelf

Y7310.



Product Information
Description
This shelf hangs from a rail to hold or display small items.
Metallic silver (MS) shelf has cool grey neutral (CL) ends; metallic champagne (CN) and metallic bronze (EH) shelves have warm grey neutral (WN) ends.
Dimensions

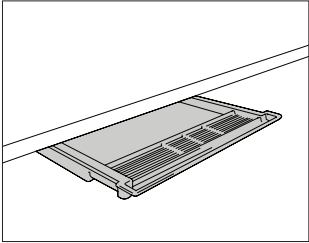
Specification Information
Step 1.
Y7310.
Step 2. Width
1515" wide
2424" wide
3030" wide
Prices for Steps 1-2.
Y7310. 15\$84
24\$87
30\$102



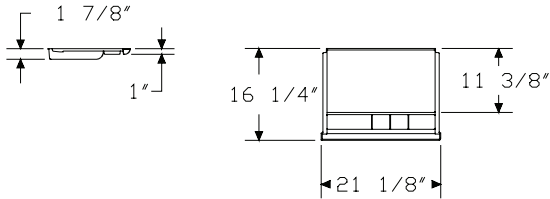
Step 3. Surface Finish
UBKultra black (CP)+\$0
8Qfolkstone grey (CP)+\$0
CLcool grey neutral+\$0
EHmetallic bronze+\$0
HFinner tone light+\$0
LUsoft white+\$0
MTmedium tone+\$0
SGslate grey+\$0
WLwarm stone (CP)+\$0
WNwarm grey neutral+\$0

Pencil Drawer

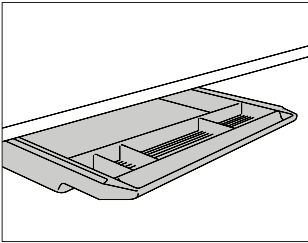
Y5010.



Product Information
Description
This plastic drawer mounts under a hanging or freestanding work surface to store pencils and other small items. Mounting hardware is included.
Dimensions



Specification Information		
Step 1.		
Y5010.		\$76
Step 2. Surface Finish		
UBK	ultra black (CP)	+\$0
8Q	folkstone grey (CP)	+\$0
HF	inner tone light	+\$0
LT	light tone	+\$0
LU	soft white	+\$0
MT	medium tone	+\$0
SG	slate grey	+\$0
WL	warm stone (CP)	+\$0
WN	warm grey neutral	+\$0

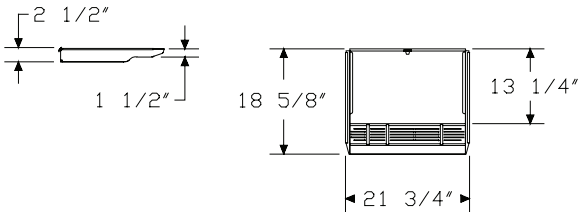


Product Information

Description

This metal drawer mounts under a hanging or freestanding work surface to store pencils and other small items. Mounting hardware is included.

Dimensions



Specification Information

Step 1.

Y5012.

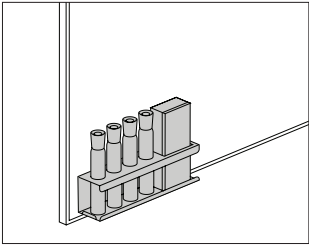
\$317

Step 2. Surface Finish

UBK	ultra black (CP)	+\$0
8Q	folkstone grey (CP)	+\$0
98	studio white (CP)	+\$0
HF	inner tone light	+\$0
LT	light tone	+\$0
LU	soft white	+\$0
MT	medium tone	+\$0
SG	slate grey	+\$0
WL	warm stone (CP)	+\$0
WN	warm grey neutral	+\$0

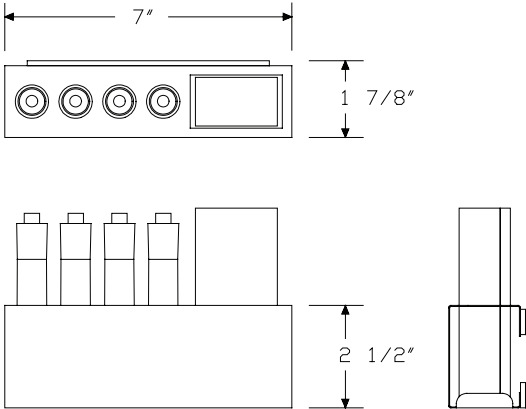
Marker/Eraser Holder

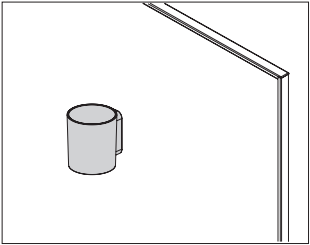
Y7231.



Product Information
Description
This metal holder includes 4 erasable markers and an eraser. It attaches to a vertical surface with hook-and-loop fastener, 2-sided tape, or magnetic tape (also included).
Dimensions

Specification Information		
Step 1.		
Y7231.		\$191
Step 2. Finish		
613	silver (CP)	+\$0
UBK	ultra black (CP)	+\$0
91	white (CP)	+\$0
BK	black	+\$0



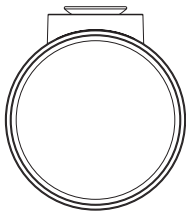


Product Information

Description
This marker cup comes with 1 cup-style holder, 4 dry erase markers (1 each of black, red, blue, and green), and 1 microfiber towel. The cup attaches to a vertical, hard surface with suction cups or can sit flat on a worksurface.


Dimensions

Thrive™ Work Tools

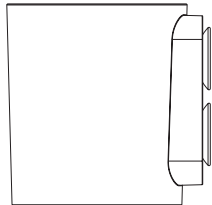


3 3/8"

3 7/8"



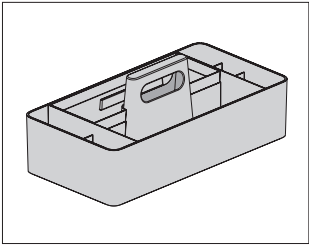
3 7/8"



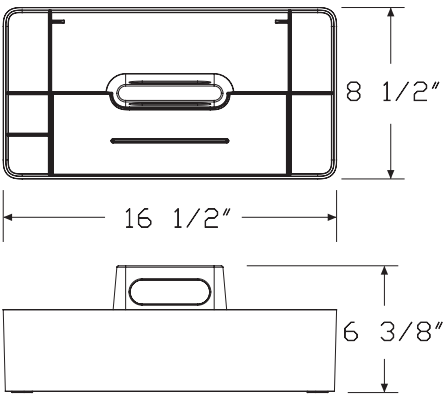
Specification Information

Step 1.
Y7235. \$125

Step 2. Finish		
8Q	folkstone grey (CP)	+\$0
BK	black	+\$0
DB3	glacier	+\$5
DN2	nightfall	+\$5
DR1	canyon	+\$5
OLF	olive	+\$5
UBK	ultra black (CP)	+\$0



Product Information
Description
This molded plastic workbox comes in 1 size and fits onto an OE1 Storage Trolley.
Notes
Order OE1 storage trolley (HZ800., HZ82x., HZ83x.) separately.
Dimensions



Specification Information
Step 1.
Y7236.
Step 2. Width
17 17" wide
Step 3. Depth
09 9" deep
Prices for Steps 1-3.
Y7236. 17
Step 4. Workbox Finish
8Q folkstone grey (CP)
DB3 glacier
DN3 nightfall lt

09

\$246

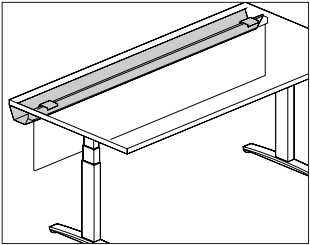
+\$0

+\$0

+\$0

Cable Trough

Y1200.



Product Information

Description

This trough attaches to a table, desk, peninsula, or work surface to hold and conceal cords and cables. It pivots down to allow easy access when laying cords inside, and can be specified with an optional modesty panel. The modesty panel has a fabric surface with aluminum top rail. Attachment hardware is included.

Notes

Specify trough to be equal to or less than the surface width.

Dimensions

Thrive™ Work Tools

Specification Information

Step 1.

Y1200.

Step 2. Width

24	24" wide
30	30" wide
36	36" wide
42	42" wide
48	48" wide

Step 3. Modesty Panel Option

N	no modesty panel
M	modesty panel

Prices for Steps 1-3.

	N	M
Y1200. 24	\$392	500
30	\$428	562
36	\$469	613
42	\$514	670
48	\$553	728

Step 4. Cable Trough Finish

AN	clear anodized aluminum	+\$0
----	-------------------------	------

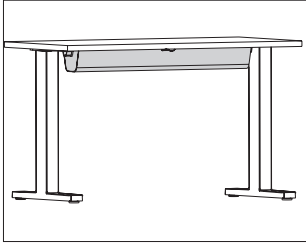
Step 5. Modesty Panel Fabric

For modesty panel (M)

Price Category 4	+\$28
------------------	-------

Hinged Cable Trough

Y1300.



Product Information

Description

This sheet metal trough is a stand-alone cable management tray that mounts to the underside of a work surface to hold and conceal cords and cables. It can be used with a Logic Mini unit for cord storage or used alone with cords routed through the ends of the trough. Trough holds cords in place when open.

Notes

Power strip (Y1500.) is intended to be housed inside the trough for additional power access.

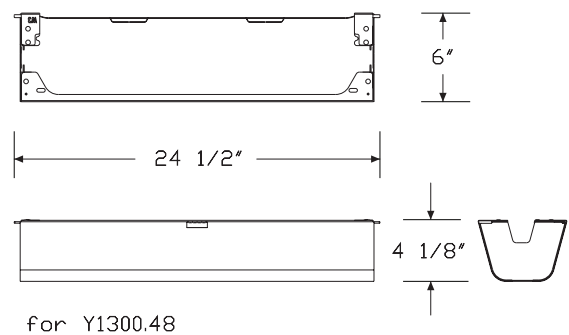
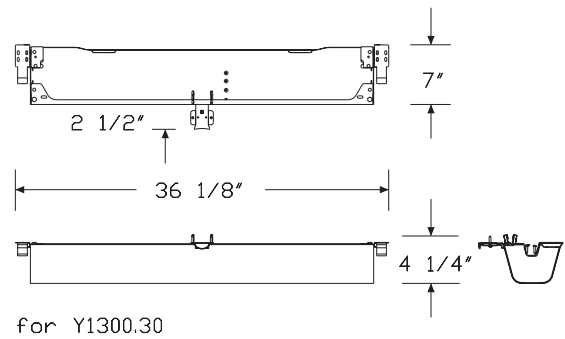
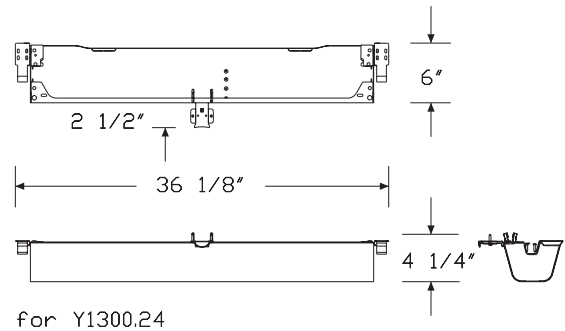
Hinged cable trough works best with a Motia® Vista™ height adjustable table (DV6GT.). Can be used on any other work surface that has the clearance for the overall dimensions listed below.

When specifying a 24"D×54"W table with legs inbound for under surface storage on both ends (2) option, the hinged cable trough option is not available. It is recommended to use the (Y1200.48N) cable trough, ordered separately.

Order the following products separately:

- Power strip (Y1500.)
- Logic Mini (Y1414., Y1412.)

Dimensions



Thrive™ Work Tools

Thrive™ Work Tools

Specification Information

Step 1.

Y1300. ☐ A

Step 2. Work Surface Depth

- 24 for use with 24" deep work surface ☐ A
- 30 for use with 30" deep work surface ☐ A
- 48 for use with a 24" or 30" deep x 48" wide Motia C-Leg Table ☐ A

Prices for Steps 1-2.

Y1300. 24	\$261
30	\$283
48	\$245

Step 3. Finish

Smooth Paint

8Q	folkstone grey (CP) <input type="checkbox"/> A	+\$0
91	white (CP) <input type="checkbox"/> A	+\$0
98	studio white (CP) <input type="checkbox"/> A	+\$0
CL	cool grey neutral <input type="checkbox"/> A	+\$0
WL	warm stone (CP) <input type="checkbox"/> A	+\$0
WN	warm grey neutral <input type="checkbox"/> A	+\$0

Sand Texture Paint

BK	black <input type="checkbox"/> A	+\$0
G1	graphite (CP) <input type="checkbox"/> A	+\$0

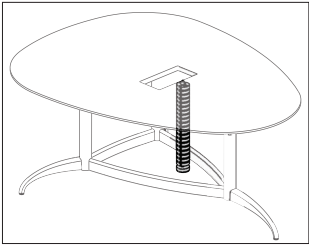
Metallic Paint

SNB	satin bronze <input type="checkbox"/> A	+\$0
EH	metallic bronze <input type="checkbox"/> A	+\$0

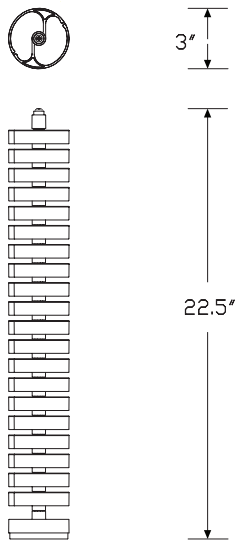
Umbilical Riser, Wire Management

Fixed Height

Y1430.



Product Information
Description
This riser routes power and data cords from the floor to the underside of a surface.
Notes
For use with 29"-high tables, specify seated height (S).
For use with 39"-high tables, specify collaboration height (C).
For data capacity, see cable management chart on Kiosk.
Dimensions

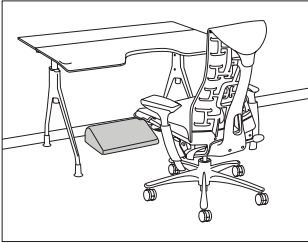


Specification Information
Step 1.
Y1430. <input type="text"/>
Step 2. Type
WF fixed height <input type="text"/>
Step 3. Table Height
S seated height <input type="text"/>
C collaboration height <input type="text"/>
Step 4. Attachment
G generic attachment <input type="text"/>
Prices for Steps 1-4.
Y1430. WF S <input type="text"/>
C <input type="text"/>
Step 5. Finish
613 silver (CP) <input type="text"/>
91 white (CP) <input type="text"/>
G1 graphite (CP) <input type="text"/>

Thrive™ Work Tools

Foot Pillow

Y7760.



Product Information

Description

This pillow elevates and supports feet. It can be used with any work chair.

Notes

Customer's Own Material (COM) requires 1 yard. Customer's Own Leather (COL) requires 7 square feet. See Order Information in Appendices.

Dimensions

Specification Information

Step 1.

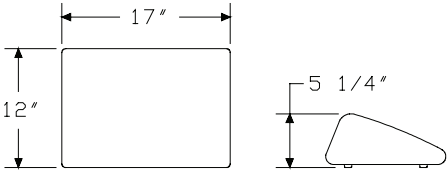
Y7760. \$412

Step 2. Fabric

See application chart and textiles list for fabric usage and numbers. First 2 digits of number indicate fabric line; remaining digit(s) indicate fabric color.

Price Category 1	A	+\$0
Price Category 2		+\$17
Price Category 3		+\$17
Price Category 4		+\$17
Price Category 7	A	+\$22
Price Category 9		+\$113

Thrive™ Work Tools



Index by Product Name

Thrive™ Portfolio	
	page(s)
Accessory Shelf	249
Adapter Plate - 100 mm to 200 mm	72
Ambit™ Cork Tray	255
Ambit™ Document Holder	256
Ambit™ Height Adjustable Table Screen, Metal	198
Ambit™ Height Adjustable Table Screen, PET	194
Ambit™ Height Adjustable Table Screen, Thin Profile Fabric	187
AV/VC One Base	91
AV/VC One Column Kit	90
AV/VC One Front Box Kit	93
AV/VC One Full Front Panel	94
AV/VC One Screen Mount Kit	92
AV/VC One Shelf	95
AV/VC One Technology Support Kit	89
Bag Hook	246
Beam-Mount Bracket, Wishbone Post	64
Binder Shelf	271
Box	262
Cable Trough	278
Cast Grommet	58
Connect™ Block Connector, 2-Circuit	151
Connect™ Block Connector, 4-Circuit	163
Connect™ Conduit Clamp	167
Connect™ Dual Junction Block Power Kit, 4-Circuit	155
Connect™ Dual Receptacle Power Kit, 2-Circuit	146
Connect™ Duplex Receptacle, 2-Circuit, 15 Amp	145
Connect™ Duplex Receptacle, 4-Circuit	161
Connect™ Ganging Bracket Kit	166
Connect™ Jumper, 2-Circuit	148
Connect™ Junction Block, 4-Circuit	159
Connect™ Junction Block Brackets, 4-Circuit	162
Connect™ Junction Block to Junction Block Jumper, 4-Circuit	157
Connect™ - Modular Power Entry, 2 Circuit, Architectural Wall Receptacle	
Box	144
Connect™-Modular Power Entry, 4 Circuit, Architectural Wall Junction	
Box	154
Connect™-Power Entry, 2-Circuit	143
Connect™-Power Entry, 4-Circuit	152
Connect™-Power Entry, 4-Circuit, New York City	153
Connect™-Power Entry with Plug End, 20 Amp	142
Connect™ Receptacle Brackets, 2-Circuit	150
Connect™ S100	128
Connect™ S200	129
Connect™ S300	130
Connect™ - S310 Electrical Unit with Connect Modular Connection	165
Connect™ S400	132

Connect™ S500	133
Connect™ - S720 - Connect Single Circuit Power Unit	136
Connect™ - S730 - Connect Single Circuit Power Unit	137
Connect™ - S740 - Connect Single Circuit Power Unit	138
Connect™ - S750 - Connect Single Circuit Power Unit	140
Connect™ Single Circuit Electrical By-Pass Jumper	135
Connect™ Single Circuit Electrical Power Entry	134
Connect™-Transition Jumper, 2- to 4-Circuit	164
Controlled Receptacle Decal (12 per sheet)	113
Cord Cleat	234
Diagonal Tray	269
Dual Flo® Now Surface Clamp Mount	57
Ello Micro	101
Ello Micro - In-Surface Extension Only	103
Ello Mini	99
Enhanced Back-To-Back Post Bracket	79
Fabric Modesty Panel	204
Fine Height Adjuster	71
Flo® Dual-Screen Monitor Arm - Clamp Mount	15
Flo® Modular Monitor Arm Assembly	7
Flo® Now Layout Studio Attachment Pin	53
Flo® Now Low Profile Clamp	39
Flo® Now Modular Bracket - Bracket Only	74
Flo® Now Through Mount with Rotation Stop	51
Flo® Now Two-Piece Clamp Mount	37
Flo® Single Screen Monitor Arm - Arm Only	26
Flo® Single Screen Monitor Arm Bulk Pack	10
Flo® Single Screen Monitor Arm Bulk Pack - Arms Only	27
Flo® Single-Screen Monitor Arm Support	9
Flo® X Dual Mount Bar - Bar only	75
Flo® X Monitor Arm - Arm Only	29
Flo® X Monitor Arm - Assembly	5
Flo® X Multi Mount Handle	77
Flo® X Multi Mount Monitor Arm - Arm Only	30
Flo® X Triple Bar Extension Kit	76
Flo® X Two-Piece Clamp Mount - Clamp only	56
Flute™ Personal Light	217
Foot Pillow	282
Formwork Liner	243
Freestanding Shelf	229
Freestanding Shelf Liner	241
Friction Plate	73
Glass White Board	200
Hinged Cable Trough	279
JAW™ Adjustable CPU Holder	85
JAW™ Adjustable CPU Holder Assembly	83
Laminate Screen, Surface Attached	177

Laptop Mount	67	Ode Freestanding Floor Lamp	219
Large Organizer	222	Ode Surface-Integrated Lamp	220
Large Organizer Kit #1	252	OE1 Marker Cup	276
Lima Expansion Monitor Arm - Arm Only	35	OE1 Metal Boundary Screen	212
Lima Laptop Mount	36	OE1 Movable Screen, Flat Edge	209
Lima Monitor Arm Assembly	16	OE1 Movable Screen, Pari	205
Logic C1000 Universal Clamp Mount Distributor	109	OE1 Personal Hoodie, Single Pack	213
Logic G1000 Grommet Mounted Electrical Distributor	111	OE1 Personal Hoodie, Six Pack	214
Logic G1200 Grommet Pass Thru	125	OE1 Workbox	277
Logic HD Cable Manager	126	Ollin® Dual Bar Handle - Handle Only	78
Logic Micro Tower	127	Ollin Dual Bar	12
Logic Mini	105	Ollin/Flo® Now Low Profile Clamp - Extended Height	65
Logic Mini Grommet	124	Ollin/Flo® Now Two-Piece Clamp Mount - Extended Height	38
Logic Mini - Vine	107	Ollin Laptop and Tablet Mount	68
Logic Reach™ Canvas Channel System Start	119	Ollin Laptop and Tablet Mount Assembly	13
Logic Reach™ Canvas Dock System Start	118	Ollin Laptop and Tablet Mount Weight Plate	69
Logic Reach™ Canvas Vista System Start	120	Ollin Single Screen Monitor Arm - Arm Only	28
Logic Reach™ Canvas Wall System Start	116	Ollin Single-Screen Monitor Arm Support	11
Logic Reach™ Electrical Hub	123	Ondo Clamp Cover	46
Logic Reach™ Floor Start	115	Ondo Connectivity Module	40
Logic Reach™ Overlay System Start	121	Ondo Connectivity Module - Worksurface Mount Assembly	42
Logic Reach™ Under Carpet Track	122	Ondo Laptop Cable	48
Logic Reach™ Wall Start	114	Ondo Module	44
LOOP™ Adjustable CPU Holder	84	Ondo Post Clamp Spacer	49
LOOP™ Adjustable CPU Holder Assembly	82	Ondo Worksurface Mount - Mount Only	50
LOOP™ Micro	66	Organizer Liner	238
Low-Profile Clamp	63	Oripura Laptop Stand	81
Magnetic Document Clip	230	Paper Tray	264, 267
Magnetic Marker Board	236	Pari Screen, Height Adjustable Tables	169
Marker/Eraser Holder	275	Pencil Drawer	273
Metal Board, Screen Attached	180	Pencil Holder	270
Metal Marker Board, Fabric Screen Attached	182	Performance Rail Clamp	54
Metal Marker Board, Screen Attached	183	Personal Side Screen	172
Metal Pencil Drawer	274	Personal Side Screen, Rectangular	176
Metal Straight Screen, Surface Attached with Modesty	224	Power Plug Strip	168
Mini-Shelf	272	Rare Earth Magnets	201
Mobile Bag Catch	248	Rod Bookend	235
Mobile Bag Catch Base Liner	244	Round Pencil Cup	260
Mobile Bag Catch Shelf Liner	245	Shelf	225
Modesty Panel	202	Shelf Backdrop	227
Monitor Platform Shelf	228	Shelf Liner	239
Monitor Platform Shelf Liner	240	Short Bin	257
Monitor Platform Stand Kit #1	254	Slim Screen	223
Monto Sit Stand Riser	96	Slim Screen Liner	242
Name Tag	231	Small Organizer	221
Name Tag Clip	179	Small Organizer Kit #1	251
Ode Desk Lamp	218	Squared-Edge Corner Wedge	87

Square Pencil Cup	259
Surface-Attached Screen, Flat Edge	173
Surface-Attached Tool Rail	265
Surface Clamp	237
Tall Bin	258
Through-Surface Mounting Bracket, 1 3/8"	60
Through-Surface Mounting Bracket, 3"	61
Tissue Box	263
Tone™ Personal Light	215
Tone™ Single-Arm Personal Light	216
Track Mount CPU Enclosure	98
Track Mount Small Cradle CPU Support	97
Tray	261
Umbilical Riser, Wire Management Fixed Height	281
Universal CPU Holder Slide & Rotate Kit	86
USB Power Module	233
Vertical Tray	268
Vista Modesty Screen - Double Sided, Height Adjustable Table	186
Vista Privacy + Modesty Screen - Double Sided, Height Adjustable Table	185
Wishbone® C-Post with Quick Release	33
Wishbone® Dual Bar Monitor Arm Assembly	21
Wishbone® Dual-Screen Monitor Arm Assembly	18
Wishbone® Monitor Arm	32
Wishbone® Plus Dual-Screen Monitor Arm Assembly	24
Wishbone® Plus Monitor Arm	34
Wishbone® Plus Quad-Screen Monitor Arm Assembly	25
Wishbone® Plus Single-Screen Monitor Arm Assembly	23
Wishbone® Post	70
Wishbone® Post High Load Top-Surface Mounting Clamp	62
Wishbone® Post Top-Mounting Surface Clamp	59
Wishbone® Quad-Screen Monitor Arm Assembly	19
Wishbone® Single-Screen Monitor Arm Assembly	17
Wishbone Dual Bar - Bar Only	80
Wishbone Post Performance Rail Clamp	55

Index by Product Number

G9999. Controlled Receptacle Decal (12 per sheet)	page(s) 113	Y1352. Connect™-Power Entry, 4-Circuit, New York City	153
IH353. Ambit™ Cork Tray	255	Y1353. Connect™-Junction Block to Junction Block Jumper, 4-Circuit	157
Y1113. Modesty Panel	202	Y1354. Connect™-Block Connector, 4-Circuit	163
Y1114. Fabric Modesty Panel	204	Y1355. Connect™-Duplex Receptacle, 4-Circuit	161
Y1116. Pari Screen, Height Adjustable Tables	169	Y1356. Connect™-Transition Jumper, 2- to 4-Circuit	164
Y1117. Personal Side Screen	172	Y1357. Connect™-Junction Block Brackets, 4-Circuit	162
Y1118. Surface-Attached Screen, Flat Edge	173	Y1358. Connect™-Junction Block, 4-Circuit	159
Y1119. Personal Side Screen, Rectangular	176	Y1359. Connect™-Modular Power Entry, 4 Circuit, Architectural Wall	
Y1120. Laminate Screen, Surface Attached	177	Junction Box	154
Y1121. Name Tag Clip	179	Y1372. Connect™ - S720 - Connect Single Circuit Power Unit	136
Y1122. Metal Board, Screen Attached	180	Y1373. Connect™ - S730 - Connect Single Circuit Power Unit	137
Y1123. Metal Marker Board, Fabric Screen Attached	182	Y1374. Connect™ - S740 - Connect Single Circuit Power Unit	138
Y1124. Metal Marker Board, Screen Attached	183	Y1375. Connect™ - S750 - Connect Single Circuit Power Unit	140
Y1130. Vista Privacy + Modesty Screen - Double Sided, Height Adjustable		Y1377. Connect™ Single Circuit Electrical Power Entry	134
Table	185	Y1378. Connect™ Single Circuit Electrical By-Pass Jumper	135
Y1131. Vista Modesty Screen - Double Sided, Height Adjustable		Y1412. Logic Mini Grommet	124
Table	186	Y1414. Logic Mini	105
Y1141. OE1 Movable Screen, Pari	205	Y1415. Logic Mini - Vine	107
Y1142. OE1 Movable Screen, Flat Edge	209	Y1420. Logic G1200 Grommet Pass Thru	125
Y1143. OE1 Metal Boundary Screen	212	Y1423. Logic C1000 Universal Clamp Mount Distributor	109
Y1148. OE1 Personal Hoodie, Single Pack	213	Y1424. Logic HD Cable Manager	126
Y1148. OE1 Personal Hoodie, Six Pack	214	Y1425. Logic G1000 Grommet Mounted Electrical Distributor	111
Y1150. Ambit™ Height Adjustable Table Screen, Thin Profile Fabric	187	Y1430. Umbilical Riser, Wire Management Fixed Height	281
Y1155. Ambit™ Height Adjustable Table Screen, PET	194	Y1450. Logic Reach™ Wall Start	114
Y1160. Ambit™ Height Adjustable Table Screen, Metal	198	Y1451. Logic Reach™ Floor Start	115
Y1200. Cable Trough	278	Y1460. Logic Reach™ Canvas Wall System Start	116
Y1300. Hinged Cable Trough	279	Y1461. Logic Reach™ Canvas Dock System Start	118
Y1321. Connect™-S100	128	Y1462. Logic Reach™ Canvas Channel System Start	119
Y1322. Connect™-S200	129	Y1464. Logic Reach™ Canvas Vista System Start	120
Y1323. Connect™-S300	130	Y1465. Logic Reach™ Overlay System Start	121
Y1324. Connect™-S400	132	Y1470. Logic Reach™ Under Carpet Track	122
Y1325. Connect™-S500	133	Y1480. Logic Reach™ Electrical Hub	123
Y1329. Connect™ - S310 Electrical Unit with Connect Modular		Y1490. Logic Micro Tower	127
Connection	165	Y1500. Power Plug Strip	168
Y1338. Connect™-Ganging Bracket Kit	166	Y1600. Ello Mini	99
Y1339. Connect™-Conduit Clamp	167	Y1601. Ello Micro	101
Y1340. Connect™-Dual Receptacle Power Kit, 2-Circuit	146	Y1620. Ello Micro - In-Surface Extension Only	103
Y1341. Connect™-Power Entry, 2-Circuit	143	Y2091. Squared-Edge Corner Wedge	87
Y1342. Connect™-Power Entry with Plug End, 20 Amp	142	Y5010. Pencil Drawer	273
Y1343. Connect™-Jumper, 2-Circuit	148	Y5012. Metal Pencil Drawer	274
Y1344. Connect™-Block Connector, 2-Circuit	151	Y6470. Flute™ Personal Light	217
Y1345. Connect™-Duplex Receptacle, 2-Circuit, 15 Amp	145	Y6480. Tone™ Personal Light	215
Y1347. Connect™-Receptacle Brackets, 2-Circuit	150	Y6481. Tone™ Single-Arm Personal Light	216
Y1349. Connect™ - Modular Power Entry, 2 Circuit, Architectural Wall		Y6485. Ode Desk Lamp	218
Receptacle Box	144	Y6486. Ode Freestanding Floor Lamp	219
Y1350. Connect™-Dual Junction Block Power Kit, 4-Circuit	155	Y6487. Ode Surface-Integrated Lamp	220
Y1351. Connect™-Power Entry, 4-Circuit	152	Y7100. Surface-Attached Tool Rail	265

Y7216.	Paper Tray	267
Y7217.	Vertical Tray	268
Y7218.	Diagonal Tray	269
Y7231.	Marker/Eraser Holder	275
Y7232.	Glass White Board	200
Y7233.	Pencil Holder	270
Y7234.	Rare Earth Magnets	201
Y7235.	OE1 Marker Cup	276
Y7236.	OE1 Workbox	277
Y7310.	Mini-Shelf	272
Y7312.	Binder Shelf	271
Y7760.	Foot Pillow	282
Y91011	Wishbone® Single-Screen Monitor Arm Assembly	17
Y91012	Wishbone® Dual-Screen Monitor Arm Assembly	18
Y91015	Wishbone® Quad-Screen Monitor Arm Assembly	19
Y91016	Wishbone® Dual Bar Monitor Arm Assembly	21
Y91021	Wishbone® Plus Single-Screen Monitor Arm Assembly	23
Y91022	Wishbone® Plus Dual-Screen Monitor Arm Assembly	24
Y91025	Wishbone® Plus Quad-Screen Monitor Arm Assembly	25
Y91103	JAW™ Adjustable CPU Holder Assembly	83
Y91104	LOOP™ Adjustable CPU Holder Assembly	82
Y91171	Flo® Single-Screen Monitor Arm Support	9
Y91175	Flo® Dual-Screen Monitor Arm - Clamp Mount	15
Y91177	Laptop Mount	67
Y91180	Flo® Modular Monitor Arm Assembly	7
Y91182	Flo® Single Screen Monitor Arm Bulk Pack	10
Y91195	Flo® X Monitor Arm - Assembly	5
Y92000	Wishbone® Monitor Arm	32
Y92001	Wishbone® Post	70
Y92007	Wishbone® Plus Monitor Arm	34
Y92009	Enhanced Back-To-Back Post Bracket	79
Y92024	Fine Height Adjuster	71
Y92026	Wishbone® C-Post with Quick Release	33
Y92038	Universal CPU Holder Slide & Rotate Kit	86
Y92040	JAW™ Adjustable CPU Holder	85
Y92041	LOOP™ Adjustable CPU Holder	84
Y92050	Cast Grommet	58
Y92052	Wishbone® Post Top-Mounting Surface Clamp	59
Y92054	Through-Surface Mounting Bracket, 1 3/8"	60
Y92055	Through-Surface Mounting Bracket, 3"	61
Y92057	Beam-Mount Bracket, Wishbone Post	64
Y92071	Wishbone® Post High Load Top-Surface Mounting Clamp	62
Y92075	Oripura Laptop Stand	81
Y92079	Low-Profile Clamp	63
Y92082	Adapter Plate - 100 mm to 200 mm	72
Y92085	Friction Plate	73
Y92089	Flo® Now Layout Studio Attachment Pin	53

Y92090	Flo® Single Screen Monitor Arm - Arm Only	26
Y92092	Flo® Now Two-Piece Clamp Mount	37
Y92098	Performance Rail Clamp	54
Y92099	Wishbone Post Performance Rail Clamp	55
Y92100	Dual Flo® Now Surface Clamp Mount	57
Y92103	Flo® Now Modular Bracket - Bracket Only	74
Y92104	Wishbone Dual Bar - Bar Only	80
Y92105	Flo® Now Through Mount with Rotation Stop	51
Y92106	Flo® Now Low Profile Clamp	39
Y92110	Ondo Connectivity Module	40
Y92111	LOOP™ Micro	66
Y92112	Ondo Connectivity Module - Worksurface Mount Assembly	42
Y92120	Flo® Single Screen Monitor Arm Bulk Pack - Arms Only	27
Y92200	Ondo Module	44
Y92201	Ondo Clamp Cover	46
Y92202	Ondo Laptop Cable	48
Y92203	Ondo Post Clamp Spacer	49
Y92204	Ondo Worksurface Mount - Mount Only	50
Y93000	Monto Sit Stand Riser	96
Y93001	Ollin/Flo® Now Two-Piece Clamp Mount - Extended Height	38
Y93002	Ollin/Flo® Now Low Profile Clamp - Extended Height	65
Y94100	Track Mount Small Cradle CPU Support	97
Y94102	Track Mount CPU Enclosure	98
Y95000	Ollin Single Screen Monitor Arm - Arm Only	28
Y95011	Ollin Laptop and Tablet Mount	68
Y95012	Ollin Laptop and Tablet Mount Weight Plate	69
Y95111	Ollin Single-Screen Monitor Arm Support	11
Y95112	Ollin Laptop and Tablet Mount Assembly	13
Y95122	Ollin Dual Bar	12
Y95123	Ollin® Dual Bar Handle - Handle Only	78
Y96000	AV/VC One Column Kit	90
Y96001	AV/VC One Base	91
Y96002	AV/VC One Screen Mount Kit	92
Y96003	AV/VC One Front Box Kit	93
Y96004	AV/VC One Full Front Panel	94
Y96005	AV/VC One Shelf	95
Y96111	AV/VC One Technology Support Kit	89
Y97002	Lima Laptop Mount	36
Y97211	Lima Monitor Arm Assembly	16
Y97212	Lima Expansion Monitor Arm - Arm Only	35
Y98000	Flo® X Monitor Arm - Arm Only	29
Y98001	Flo® X Multi Mount Monitor Arm - Arm Only	30
Y98002	Flo® X Dual Mount Bar - Bar only	75
Y98003	Flo® X Triple Bar Extension Kit	76
Y98004	Flo® X Multi Mount Handle	77
Y98005	Flo® X Two-Piece Clamp Mount - Clamp only	56
YT100.	Small Organizer	221



YT150.	Large Organizer	222
YT200.	Slim Screen	223
YT250.	Metal Straight Screen, Surface Attached with Modesty	224
YT300.	Shelf	225
YT310.	Shelf Backdrop	227
YT320.	Monitor Platform Shelf	228
YT330.	Freestanding Shelf	229
YT400.	Magnetic Document Clip	230
YT410.	Name Tag	231
YT420.	USB Power Module	233
YT430.	Cord Cleat	234
YT440.	Rod Bookend	235
YT450.	Magnetic Marker Board	236
YT460.	Surface Clamp	237
YT500.	Organizer Liner	238
YT510.	Shelf Liner	239
YT520.	Monitor Platform Shelf Liner	240
YT530.	Freestanding Shelf Liner	241
YT540.	Slim Screen Liner	242
YT550.	Formwork Liner	243
YT560.	Mobile Bag Catch Base Liner	244
YT565.	Mobile Bag Catch Shelf Liner	245
YT700.	Bag Hook	246
YT710.	Mobile Bag Catch	248
YT715.	Accessory Shelf	249
YT716.	Ambit™ Document Holder	256
YT800.	Short Bin	257
YT810.	Tall Bin	258
YT820.	Square Pencil Cup	259
YT825.	Round Pencil Cup	260
YT830.	Tray	261
YT840.	Box	262
YT850.	Tissue Box	263
YT870.	Paper Tray	264
YT900.	Small Organizer Kit #1	251
YT910.	Large Organizer Kit #1	252
YT920.	Monitor Platform Stand Kit #1	254



20-Day or Less/Assigned Lead-Time Order Information

20-Day or Less and Assigned Lead-Time Programs

20-day or less and assigned lead-time products are designed for established Herman Miller dealers with pre-approved credit.

Products are distributed from multiple manufacturing facilities across the United States. All products and options not designated by an Assigned Lead-Time icon  will ship in 20 business days or less after being acknowledged by Herman Miller. Products and options designated by an  are on the assigned lead-time program and will ship in 20 days, less than 20 days, or more than 20 days from order acknowledgement.

Ordering Procedure

Please place orders through Order Manager. If this is not available to you, place orders through mail or fax. Verbal purchase orders will not be accepted.

Order Entry fax number for Meridian®

Filing and Storage: (616) 846 9236.

Order Entry fax number for all other products:

(616) 654 3085.

For more information, contact your Customer Care representative at: (866) 854 3048 ext 3400.

Shipments and Delivery

Per Herman Miller Terms and Conditions.

Changes and Cancellation

Per Herman Miller Terms and Conditions.



Customer's Own Material Order Information — Workspaces

Customer's Own Material

Program Overview

The Customer's Own Material (COM) program gives you the option of using textiles other than those listed. Herman Miller will test textiles for application to Herman Miller products and will process orders for those with approved COM textiles only. COM textiles are on assigned lead times.

Omni lists an overview of fabrics that have been tested and indicates whether or not they were approved for application to Herman Miller products.

Specific information on the terms and conditions, testing, approval, and ordering process for COM is listed below. Questions about the COM program and requests for assistance may be directed to your COM representative at:

(616) 654 3400

(866) 854 3048 ext 6543400

Customer's Own Material Warranty

Herman Miller does not warrant COM textiles. COM textiles are tested for application only; they are not tested for performance. The Herman Miller warranty does apply to the underlying products.

Suppliers of COM textiles are responsible for color consistency within commercial tolerances, UV stability, and resistance to soiling and perspiration.

Customer's Own Material Pricing

COM is a Category 1 fabric. There are no application charges for COM fabrics.

Ordering and payment for COM textile yardage are the responsibility of the customer and the textile supplier.

If desired, Herman Miller will purchase COM textiles directly from Maharam, Camira, C.F. Stinson, Guilford of Maine, Luna Textiles, Momentum Textiles and Ultrafabrics to simplify ordering and shipment. For this service, refer to the Supplier Connection program in Omni.

Application Note

Herman Miller does not guarantee that Customer's Own Material (COM) fabric patterns will align across panels/tiles or from one screen to the next. We also do not guarantee that COM fabric designs will be positioned consistently in the same location across several panels, tiles, or screens.

Textile Approval

1. Select a COM textile and a Herman Miller product.
2. If your textile does not show as tested in Omni, submit a request. You will be required to select a specific color of the textile and feature of the product to test, i.e., seat, back, etc.
3. Herman Miller will notify you of approval or disapproval within 4 days from receipt of the test yardage.

Ordering Products with COM

1. Refer to the specific products to determine the yardage required for COM textiles.
Note: Yardage requirements are based on nondirectional, 54"-wide textiles. 66"-wide textiles are needed for application on 60"-wide products. Additional yardage may be needed due to the unique characteristics of a textile.
2. Obtain the COM ID# in Omni. If the color you are ordering does not have a COM ID# assigned, click "Create ID".
3. Enter your order on Order Manager in Omni.
4. Upon receipt of your purchase order, Herman Miller will send you a PO acknowledgment.
5. Arrangements must be made for the textiles to be shipped from the supplier to Herman Miller for application to the Herman Miller products. Textiles must be tagged with the assigned identification number and the roll yardage quantity. See Omni for shipping procedures and current shipping addresses or contact a COM representative at (616) 654 3400 or (866) 854 3048 ext 6543400.

Products will be scheduled for production when COM textiles are received at Herman Miller. Standard lead times in effect at that time will apply.

Note: If textiles are to be purchased directly by Herman Miller through the Supplier Connection program, Herman Miller will handle the ordering and shipping process and will schedule your order for production upon receipt of your purchase order (dependent on textile availability). Refer to the Supplier Connection program for more information.

Customer’s Own Material
Order Information —
Workspaces

continued

Supplier Connection

Program Overview

The Supplier Connection program is a service offered by Herman Miller to purchase approved COM textiles directly from Maharam, Camira, C.F. Stinson, Guilford of Maine, Luna Textiles, Momentum Textiles and Ultrafabrics. When you select a textile through this program, Herman Miller will facilitate the ordering, scheduling, and shipment of the textile directly with the supplier.

Suppliers included in the Supplier Connection program keep an active inventory of textiles that are pre-approved for application to Herman Miller products. Pre-approval applies only to the suitability of a textile for manufacturing and application to a Herman Miller product. Omni provides an overview of fabrics that have been tested and indicates whether or not they were approved for application to Herman Miller products.

Specific information on the terms and conditions, testing, approval, and ordering process for the Supplier Connection program is listed below. Questions and requests for assistance may be directed to your COM representative at:

(616) 654 3400
(866) 854 3048 ext 6543400

Supplier Connection Warranty

Textiles purchased by Herman Miller through the Supplier Connection program are COM and are not warranted by Herman Miller. COM textiles are tested for application only; they are not tested for performance. The Herman Miller warranty does apply to the underlying products.

Suppliers of COM textiles are responsible for color consistency within commercial tolerances, UV stability, and resistance to soiling and perspiration.

Supplier Connection Pricing

Textiles purchased by Herman Miller through the Supplier Connection program are COM. COM is a Category 1 fabric. There are no application charges for COM fabrics.

Payment for textiles purchased by Herman Miller through the Supplier Connection program is the responsibility of the customer or dealer. Herman Miller will invoice the order at a total product cost based on the supplier’s price published at the time of the order.

Textile Approval

1. Select a COM textile and a Herman Miller product.
2. If your textile does not show as tested in Omni, submit a request. You will be required to select a specific color of the textile and feature of the product to test, i.e., seat, back, etc.
3. Herman Miller will notify you of approval or disapproval within 4 days from receipt of the test yardage.

Ordering Products with Supplier Connection COM

1. Identify and include the following information on your purchase order:
 - Product number and option
 - Herman Miller’s COM identification number
2. Enter your order on Order Manager in Omni.
3. Upon receipt of the purchase order, Herman Miller will process your order and send you a PO acknowledgment. Herman Miller will determine the yardage required to produce your product and will order and schedule for delivery the required textile. Standard lead times in effect at the time the textile is allocated at the supplier will apply to products ordered through this program.

Textile Colors

Price Category 1

Customer's Own Material
See Order Information in Appendices. Assigned lead-time textile. A

8Z Pellicle®
Seating
For New Aeron® Chairs
56% elastomeric
44% polyester
23101 Mineral
23102 Carbon
23103 Graphite

AireWeave™ 2
Seating
For Mirra® 2 Chairs
67% elastomeric
33% antimony-free polyester
1A701 Alpine
1A702 Slate Grey
1A703 Graphite
1A704 Lime Green
1A705 Cappuccino
1A706 Urban Orange
1A707 Dark Turquoise
1A708 Twilight

Chain
Workspaces
66" wide
100% recycled polyester
with 12% ocean bound plastic
2V01 Pearl
2V02 Oyster
2V03 Wheat
2V04 Linen
2V05 Wicker
2V06 Bamboo
2V07 Sage
2V08 Spring Wood
2V09 Iceberg

Crossing
Seating/Workspaces
54" wide
86% antimony-free polyester
14% polyester
8T03 Wicker *
8T04 Porcelain *
8T05 Warm Grey *
8T10 Tomato
8T17 Cerulean
8T18 Indigo
8T19 Shale *
8T22 Tin *
8T23 Graphite
8T24 Black

Crossing
Workspaces
For workspaces products only.
54" wide
86% antimony-free polyester
14% polyester
8501 Ivory *
8502 Oyster *

* Colors available on Exclave®
Video-friendly Tackable Boards
and Stowage Tackable Backdrop

Dex
Ancillary/Seating/Workspaces
54" wide
67% recycled polyester
33% polyester
3DE01 Frost
3DE02 Silver Pine
3DE03 Stone
3DE04 Shale
3DE05 Charcoal
3DE06 Gossamer
3DE07 Pine

Duo
Seating
For Lino™ Chairs
52% polyester
48% elastomeric
4RM01 Mineral
4RM02 Poppy
4RM03 Green Leaf
4RM04 Jade
4RM05 Shadow
4RM06 Graphite

Flexnet™
Seating
For Caper® Chairs
69% elastomeric
31% polyester
6V01 Black
6V02 Silver Grey

Grasscloth
Workspaces
66" wide
100% recycled polyester
with 11% ocean bound plastic
2I01 Silver Birch
2I02 Pampas
2I03 Sedge
2I07 Lea
2I08 Taro
2I09 Steam Grey
2I13 Gravel

Intercept
Seating
For Cosm™ Chairs
60% elastomeric
40% polyester
84501 Graphite
84502 Carbon
84503 Mineral
84504 Nightfall
84505 Glacier
84506 Canyon

Interweave 2
Seating
For Verus™ Chairs
65% elastomeric
35% polyester
36501 Iceberg
36502 Poppy
36503 Beachglass
36504 Blue Grotto
36505 Slate
36506 Shale

Lyris 2™
Seating
For Setu® Chairs
74% elastomeric
26% polyester
4W21 Alpine
4W23 Chartreuse
4W25 Berry Blue
4W26 Slate Grey
4W28 Chino
4W31 Graphite

Monologue
Ancillary/Seating/Workspaces
54" wide
56% recycled polyester
44% polyester
1MN01 Linen
1MN02 Alabaster
1MN04 Folkstone
1MN05 Silver Pine
1MN06 Slate
1MN07 Seed
1MN09 Persimmon
1MN11 Meadow
1MN12 Blue Sky
1MN13 Blue Spruce
1MN14 Deep Sea

Price category 1 continued on
next page

- Maharam textiles are on assigned lead times [A](#).
- Fabric numbers are listed as Herman Miller fabric number/Maharam fabric number.

Textile Colors

continued

Price Category 1

continued

Appendix: Textile Colors

Resonance	Ripple 3D Knit	Scatter	Splash 3D Knit
Workspaces	Seating	Ancillary/Seating/Workspaces	Seating
66" wide	Available only on Zeph® Chairs.	54" wide	Available only on Zeph® Chairs.
100% polyester	knit to size	100% recycled polyester,	knit to size
5T04 Greige	99% recycled polyester	with 26% ocean bound plastic	98% recycled polyester
5T05 Porcelain	1% lycra	4SC01 Alpine	2% lycra
5T06 Alabaster	5H201 Black	4SC02 Fog	5H101 Black
5T15 Iris	5H202 Carbon	4SC03 Shale	5H102 Carbon
5T28 Sugar	5H203 Alpine	4SC04 Persimmon	5H103 Alpine
5T47 Tobacco	5H204 Silt	4SC07 Olive	5H104 Silt
5T54 Saltbush	5H205 Tea Rose	4SC08 Glacier	5H105 Tea Rose
5T57 Seed	5H206 Cocoa	4SC09 Blue Sky	5H106 Cocoa
5T58 Sepia	5H207 Persimmon	4SC10 Lagoon	5H107 Persimmon
5T60 Iceberg	5H208 Blaze	4SC11 Slate Grey	5H108 Blaze
5T65 Red	5H209 Cayenne	4SC12 Blue Black	5H109 Cayenne
5T67 Boysenberry	5H210 Falcon		5H110 Falcon
5T68 Pistachio	5H211 Mustard Seed	Scribe	5H111 Mustard Seed
5T69 Green Apple	5H212 Patina	Seating/Workspaces	5H112 Patina
5T71 Jade	5H213 Olive	54" wide	5H113 Olive
5T72 Blue Green	5H214 Moss	100% recycled polyester	5H114 Moss
5T74 Twilight	5H215 Aloe	with 53% ocean bound plastic	5H115 Aloe
	5H216 Glacier	3DN01 Spring Wood	5H116 Glacier
	5H217 Ultramarine	3DN02 Poplar	5H117 Ultramarine
	5H218 Nightfall	3DN03 Pewter	5H118 Nightfall
	5H219 Bluebell	3DN04 Deep Sea	5H119 Bluebell
	5H220 Boysenberry	3DN05 Fir	5H120 Boysenberry
	5H221 Nightfall/Bluebell	3DN06 Nutmeg	
	5H222 Patina/Alpine		Stretch Knit
	5H223 Cayenne/Glacier	Slant	Seating
	5H224 Tea Rose/Olive	Workspaces	Assigned lead-time textile. ^A
	5H225 Silt/Blaze	66" wide	Available only on Sayl®
		51% polyester	Suspension Back Work Chairs
		49% recycled polyester	97% polyester, 3% spandex
		22F04 Pesto	3DK01 Fog
		22F06 Neptune	3DK02 Slate Grey
		22F07 Blueberry	3DK03 Java
		22F10 Pumpkin	3DK04 Black
		22F12 Silver Birch	3DK05 Red
		22F13 Bluestone	3DK06 Green Apple
		22F15 Shale	3DK07 Berry Blue

Price category 1 continued on next page

- Maharam textiles are on assigned lead times ^A.
- Fabric numbers are listed as Herman Miller fabric number/Maharam fabric number.

Textile Colors

continued

Price Category 1

continued

Tailored	
Ancillary/Seating/Workspaces	
54" wide	
56% polyester	
44% recycled polyester	
23501	Studio White * **
23502	Sugar *
23503	Tomato
23506	Chive
23508	Cobalt
23509	Cadet
23510	Fog
23511	Graphite
23512	Black
23513	Coffee

* Colors not available on Plex™ Lounge Furniture.

** Color not available on Canvas Tiles.

Tuck 3D Knit	
Seating	
Available only on Fuld Nesting Chairs.	
knit to size	
56% polyester	
44% recycled polyester	
9NK01	Alpine
9NK02	Carbon
9NK03	Nightfall
9NK04	Olive
9NK05	Cocoa
9NK06	Canyon

Whisper	
Ancillary/Seating/Workspaces	
54" wide	
73% recycled polyester	
27% polyester	
with 11.3% ocean bound plastic	
1WS01	Sand Dollar
1WS02	Pebble
1WS03	Silver Birch
1WS04	Iceberg
1WS05	Silver Pine
1WS06	Carbon
1WS07	Cumin
1WS12	Willow
1WS13	Sea Grass
1WS14	Pool
1WS15	Blueberry
1WS16	Glacier
1WS17	Grey
1WS18	Canyon

Price Category 2

Aristo	
Ancillary/Seating/Workspaces	
54" wide	
88% recycled polyester	
12% polyester	
Acrylic backing	
3AR01	Forest Moss
3AR02	Light Brindle
3AR03	Mink
3AR04	Copper
3AR05	Adobe
3AR06	Cherry
3AR07	Lilac
3AR08	Green Apple
3AR09	Surf
3AR10	Waterfall
3AR11	Cadet
3AR12	Tin
3AR13	Pewter
3AR14	Grey Brindle
3AR15	Grey Black

Cord	
Workspaces	
66" wide	
51% antimony-free polyester	
49% polyester	
5101	Ivory
5102	White Ash
5103	Linen
5104	Bamboo
5105	Sepia
5107	Sesame
5109	Bayou
5111	Spring Wood
5112	Summer White

Crepe	
Ancillary/Seating/Workspaces	
54" wide	
100% recycled polyester,	
with 43.6% ocean bound plastic	
9201	Licorice
9203	Smoke
9207	Cherry
9223	Cadet
9241	Beachglass
9249	Stone *
9251	Fog *
9252	Slate Grey
9261	Shale
9262	Graphite
9265	Mineral
9266	Persimmon
9267	Juniper
9268	Glacier
9269	Cascade
9270	Navy

* Colors available on Exclave® Video-friendly Tackable Boards and Stowage Tackable Backdrop.

Price category 2 continued on next page

- Maharam textiles are on assigned lead times [\[A\]](#).
- Fabric numbers are listed as Herman Miller fabric number/Maharam fabric number.

Textile Colors

continued

Price Category 2

continued

Appendix: Textile Colors

Epic	
Ancillary/Seating/Workspaces	
54" wide	
56% recycled polyester	
44% polyester	
Acrylic backing	
3EP01	Alabaster
3EP02	Smoke
3EP03	Falcon
3EP05	Copper
3EP06	Urban Orange
3EP07	Poppy
3EP10	Clover
3EP11	Loden
3EP14	Peacock
3EP15	Cadet
3EP16	Indigo
3EP17	Spring Wood
3EP18	Grey Brindle
3EP19	Seed
3EP20	Carbon Dark
Hint	
Ancillary/Seating/Workspaces	
54" wide	
76% recycled polyester	
24% polyester	
3DP01	Sediment
3DP02	Gunmetal
3DP03	Silt
3DP04	Porcelain
3DP05	Indigo
3DP06	Fern
3DP07	Adobe
3DP08	Red Sea

Horizon	
Workspaces	
54" wide	
65% antimony-free polyester	
35% polyester	
4N01	Rye Grass
4N02	Sugar Pine
4N03	Silver Pine
4N04	White Ash
4N05	Spring Wood
4N08	Haystack
4N09	Oat Grass
4N13	Pine Cone
4N15	Elderberry
Marvel	
Ancillary/Seating	
54" wide	
100% pvc-free polyurethane	
antimicrobial, antibacterial finish	
1MV01	Summer White
1MV02	Sand Dollar
1MV03	Espresso
1MV04	Folkstone Grey
1MV05	Graphite
1MV06	Onyx
1MV07	Polar Blue
1MV08	Blush Grey
1MV12	Red
1MV14	Pine
1MV15	Teal Green
1MV16	Twilight

Medley	
Ancillary/Seating/Workspaces	
54" wide	
100% polyester	
1HA01	Stone *
1HA02	Trail
1HA03	Charcoal
1HA04	Cinder
1HA07	Chutney
1HA09	Feather Grey *
1HA11	Loden
1HA13	Bayou *
1HA14	Blue Grotto
1HA15	Blueberry
1HA22	Khaki
1HA23	Pewter
1HA24	Yellow Oxide
1HA25	Vintage Rose
1HA26	Raspberry
1HA27	Acai Berry
* Colors available on Exclave®	
Video-friendly Tackable Boards	
and Stowage Tackable Backdrop	
Mellow	
Ancillary/Seating/Workspaces	
54" wide	
100% recycled polyester,	
with 16% ocean bound plastic	
4ME01	Mineral
4ME04	Olive
4ME05	Glacier
4ME06	Oceanside
4ME07	Charcoal

Metaphor – Maharam	
Ancillary/Seating/Workspaces	
54" wide	
100% polyester	
Acrylic backing	
ZMA01/466553-001	Afterfeather *
ZMA02/466553-002	Moonflower
ZMA03/466553-003	Handcraft
ZMA04/466553-004	Crossroad
ZMA05/466553-005	Chondrite
ZMA06/466553-006	Detective
ZMA07/466553-007	Steamship
ZMA08/466553-008	Electricity
ZMA09/466553-009	Takeoff
ZMA10/466553-010	Parachute
ZMA11/466553-011	Blueshift
ZMA12/466553-012	Dockyard
ZMA13/466553-013	Bathe
ZMA14/466553-014	Icebound
ZMA15/466553-015	Thermosphere
ZMA16/466553-016	Aboard
ZMA17/466553-017	Agaware
ZMA18/466553-018	Homeland
ZMA19/466553-019	Rockfall
ZMA20/466553-020	Undergrowth
ZMA21/466553-021	Gremolata
ZMA22/466553-022	Patina
ZMA23/466553-023	Sylvan
ZMA24/466553-024	Outfield
ZMA25/466553-025	Windbreak
ZMA26/466553-026	Saguaro

Price category 2 continued on next page

- Maharam textiles are on assigned lead times [A](#).
- Fabric numbers are listed as Herman Miller fabric number/Maharam fabric number.

Textile Colors

continued

Price Category 2

continued

Metaphor continued

ZMA27/466553-027	Barnwood
ZMA28/466553-028	Cookshop
ZMA29/466553-029	Amandine
ZMA30/466553-030	Bodhran
ZMA31/466553-031	Centerstage
ZMA32/466553-032	Focaccia
ZMA33/466553-033	Bumblebee
ZMA34/466553-034	Microbrew
ZMA35/466553-035	Sauna
ZMA36/466553-036	Gazebo
ZMA37/466553-037	Pirouette
ZMA38/466553-038	Heartbeat
ZMA39/466553-039	Shino
ZMA40/466553-040	Sunrise
ZMA41/466553-041	Florist
ZMA42/466553-042	Beadwork
ZMA43/466553-043	Framboise
ZMA44/466553-044	Wisteria
ZMA45/466553-045	Warrior

* Colors not available on Eames Aluminum Group, Soft Pad, Sofa Compact, Molded Fiberglass/Plastic Chairs, Task Chair, Wire Chairs, Nelson Platform Bench Cushion, Swoop Plywood Lounge Chair.

Muse – Maharam

Ancillary/Seating/Workspaces	
54" wide	
100% post-consumer recycled polyester	
8I101/466487-001	Crescendo
8I102/466487-002	Resonate
8I103/466487-003	Runway
8I104/466487-004	Ascend
8I105/466487-005	Veil *
8I106/466487-006	Refresh *
8I107/466487-007	Clear *
8I108/466487-008	Fantasy
8I109/466487-009	Miso
8I110/466487-010	Compass
8I111/466487-011	Bergamot *
8I112/466487-012	Grasshopper

Muse continued

8I113/466487-013	Goal
8I114/466487-014	Mistletoe
8I115/466487-015	Seaglass *
8I116/466487-016	Frigid
8I117/466487-017	Riverbend
8I118/466487-018	Noble
8I119/466487-019	Pulsar
8I120/466487-020	Velega
8I121/466487-021	Sailboat
8I122/466487-022	Sparse
8I123/466487-023	Vase
8I124/466487-024	Haven
8I125/466487-025	Mead
8I126/466487-026	Neat
8I127/466487-027	Jovial
8I128/466487-028	Theater
8I129/466487-029	Poinsettia
8I130/466487-030	Celebrate
8I131/466487-031	Spectacle

* Colors not available on Valor Seating.

Rhythm

Ancillary/Seating	
54" wide	
100% polyester	
3002	Green Apple
3004	Bayou
3005	Berry Blue
3006	Iris
3007	Twilight
3009	Poppy
3010	Molasses
3012	Khaki
3013	Mink
3014	Black *
3015	Charcoal *

* Colors available on Embody® Chair.

Sequel

Ancillary/Seating/Workspaces	
54" wide	
100% vinyl	
100% polyester knit backing	
Resilience® finish	
3SL01	White
3SL02	Pebble
3SL03	Mushroom
3SL04	Stone
3SL06	Rattan
3SL09	Seal
3SL10	Blue Fog
3SL11	Folkstone
3SL12	Shale
3SL13	Slate Grey
3SL14	Charcoal
3SL15	Carbon Dark
3SL28	Navy *

* Color available on Eames® Tandem Sling Seating.

Terra

Ancillary/Seating/Workspaces	
54" wide	
100% post-consumer recycled biodegradable polyester *	
4TE01	Spring Wood
4TE02	Zinc
4TE03	Pine Cone
4TE04	Charcoal

* 1% biodegradation in 1,278 days under ASTM D5511 conditions. No evidence of further degradation.

Twine

Workspaces	
66" wide	
100% recycled polyester	
3TW01	Silver Birch
3TW02	Ivory
3TW03	Alabaster
3TW04	Bamboo
3TW05	Iceberg
3TW06	Charcoal
3TW07	Feather Grey
3TW08	Shale

Twist

Ancillary/Seating/Workspaces	
54" wide	
80% antimony-free polyester	
13% recycled polyester	
7% polyester	
8R05	Wicker
8R10	Poppy
8R14	Tin
8R15	Shale
8R16	Graphite
8R17	Birch
8R18	Sepia
8R22	Blueberry
8R23	Green Apple
8R26	Gunmetal
8R27	Cinder
8R29	Pekoe
8R33	Forest
8R35	Waterfall
8R36	Midnight Blue
8R37	Carbon Dark

Twist

Workspaces	
For workspaces products only.	
54" wide	
80% antimony-free polyester	
13% recycled polyester	
7% polyester	
5S03	Oyster

- Maharam textiles are on assigned lead times [A](#).
- Fabric numbers are listed as Herman Miller fabric number/Maharam fabric number.

Textile Colors

continued

Price Category 3

Appendix: Textile Colors

Ace		Ground Cloth®		Meld continued		Parcel	
Ancillary/Seating		Workspaces		ZM209/466387-209 Bulb		Ancillary/Seating/Workspaces	
54" wide		66" wide		ZM210/466387-210 Bride		54" wide	
100% polyurethane		100% polyester		ZM211/466387-211 Stark		100% recycled polyester	
Polyester knit backing		4701 Vapor Grey		ZM212/466387-212 Seashell		4GE01 Gunmetal	
Stain resistant finish		4721 Warm White *		ZM213/466387-213 Antler		4GE02 Brindle	
3AC01 Summer White		4722 Fog *		ZM214/466387-214 Crater *		4GE03 Bayou	
3AC02 White Ash		4723 Straw *		ZM215/466387-215 Perennial		4GE04 Pesto	
3AC03 Rye		4724 Red Orange *		ZM216/466387-216 Mulberry		4GE05 Golden Olive	
3AC04 Metal		4726 Green Apple *		ZM217/466387-217 Fuchsia *		4GE06 Copper Sea	
3AC05 Clay		4727 Caribbean *		ZM218/466387-218 Amethyst *			
3AC06 Chestnut		4728 Midnight *		ZM219/466387-219 Merlot			
3AC08 Camelback		4729 Cappuccino *		ZM220/466387-220 Magma *			
3AC09 Chipotle				ZM221/466387-221 Rooster			
3AC12 Artichoke		* Colors available on Exclave®		ZM222/466387-222 Heat *			
3AC13 Sepia Dark		Video-friendly Tackable Boards		ZM223/466387-223 Clementine			
3AC14 Aloe		and Stowage Tackable Backdrop		ZM224/466387-224 Fox			
3AC15 Flint				ZM225/466387-225 Kiss *			
3AC16 Blue Sky				ZM226/466387-226 Bare			
3AC17 Oceanside				ZM227/466387-227 Blonde			
3AC18 Midnight				ZM228/466387-228 Mimosa			
3AC20 Frost				ZM229/466387-229 Comet *			
3AC21 Lead				ZM230/466387-230 Honeydew			
3AC22 Black				ZM231/466387-231 Wild *			
				ZM232/466387-232 Vine			
				ZM233/466387-233 Seed			
				ZM234/466387-234 Kale *			
				ZM235/466387-235 Waterfall *			
				ZM236/466387-236 Nordic *			
				ZM237/466387-237 Reef *			
				ZM238/466387-238 Wave			
				ZM239/466387-239 Isle **			
				ZM240/466387-240 Creek			
				ZM241/466387-241 Mariner *			
				ZM242/466387-242 Globe			
				ZM243/466387-243 Spa			

Textile Colors

continued

Price Category 3

continued

Strands	
Workspaces	
66" wide	
100% recycled polyester	
8W01	Pebble
8W02	Porcelain
8W03	Taupe
8W04	Honey
8W05	Khaki
8W06	Rye
8W07	Wicker
8W08	Tin
8W09	Cool Grey

Price Category 4

Cygnus	
Ancillary	
For Eames® Aluminum Group Chairs	
69% elastomeric	
31% polyester	
5401	Black
5402	Zinc
5403	Quartz

Daydream	
Ancillary/Seating/Workspaces	
54" wide	
48% wool	
41% recycled polyester	
9% nylon	
2% polyester	
3DM01	Rye Grass
3DM02	Silver Birch
3DM03	Pewter
3DM04	Graphite
3DM05	Black
3DM06	Lemongrass
3DM07	Permission
3DM08	Juniper
3DM09	Sea Grass
3DM10	Nightfall

Hush	
Workspaces	
66" wide	
80% polyester	
20% viscose	
1HS01	Canyon
1HS02	Pesto
1HS03	Bayou
1HS04	Greystone
1HS05	Charcoal
1HS06	Rye Grass
1HS07	Cool Grey
1HS08	Dark Grey
1HS09	Aqua Green
1HS10	Nightfall

Kalista - Geiger Textile	
Ancillary	
54" wide	
71% post-industrial recycled cotton	
18% post-industrial recycled polyester	
11% polyester	
PFOA-Free stain resistant finish	
1AL01	Cotton
1AL02	Natural
1AL03	Titanium
1AL04	Pewter
1AL05	Starry Night
1AL06	Red Hot
1AL07	Sun Kissed
1AL08	Dune
1AL09	Beach Glass
1AL10	Bluestone
1AL11	Seaside
1AL12	Night Sky

Lariat – Maharam	
Ancillary/Seating	
54" wide	
100% vinyl	
ZLR01/440401-001	001
ZLR02/440401-002	002
ZLR04/440401-004	004
ZLR06/440401-006	006
ZLR07/440401-007	007
ZLR08/440401-008	008
ZLR10/440401-010	010
ZLR11/440401-011	011
ZLR13/440401-013	013
ZLR14/440401-014	014
ZLR15/440401-015	015
ZLR16/440401-016	016
ZLR18/440401-018	018
ZLR20/440401-020	020
ZLR21/440401-021	021
ZLR24/440401-024	024
ZLR25/440401-025	025
ZLR26/440401-026	026

Lariat continued	
ZLR28/440401-028	028
ZLR31/440401-031	031
ZLR32/440401-032	032
ZLR33/440401-033	033
ZLR34/440401-034	034
ZLR38/440401-038	038
ZLR39/440401-039	Granite
ZLR40/440401-040	Linen
ZLR41/440401-041	Stella
ZLR42/440401-042	Saddle
ZLR43/440401-043	Holly
ZLR44/440401-044	Maroon
ZLR45/440401-045	Siren
ZLR46/440401-046	Reseda
ZLR47/440401-047	Purslane
ZLR48/440401-048	Spire
ZLR49/440401-049	Papyrus
ZLR50/440401-050	Chickadee
ZLR51/440401-051	Requiem

Sync	
Ancillary/Seating	
55" wide	
100% polyester	
3SY01	Pine Cone
3SY03	Canyon
3SY04	Truffle
3SY06	Everglade
3SY08	Nightfall
3SY09	Dark Mineral
3SY10	Slate Grey
3SY11	Dark Carbon
3SY12	Black

Appendix: Textile Colors

- Maharam textiles are on assigned lead times [A](#).
- Fabric numbers are listed as Herman Miller fabric number/Maharam fabric number.

Textile Colors

continued

Price Category 5

Appendix: Textile Colors

Arlo - Maharam	
Ancillary/Seating	
70% wool	
30% polyester	
5YT01	Turn
5YT02	Embers
5YT03	Parallel
5YT04	Octave
5YT05	Musing
5YT06	Summon
5YT07	Dynamic
5YT08	Signals
5YT09	Aspect
5YT10	Dedicate
5YT11	Juniper
5YT12	Cilantro
5YT13	Hawthorn
5YT14	Thread
5YT15	Spalted
5YT16	Warmer
5YT17	Misted
5YT18	Share
5YT19	Chord
5YT20	Heroic
5YT21	Arpeggio
5YT22	Roots
5YT23	Sumac
5YT24	Purl
5YT25	Homeward
Cozy	
Ancillary/Seating	
54" wide	
100% wool	
3CY01	Heathered Warm Grey
3CY02	Heathered Rye Grass
3CY03	Heathered Cool Grey
3CY05	Heathered Black
3CY06	Heathered Persimmon
3CY07	Heathered Loden
3CY09	Heathered Lagoon
3CY10	Heathered Twilight

Hopsak	
Ancillary/Seating/Workspaces	
56" wide	
100% recycled polyester	
14A20	Black
14A22	Raw Umber Dark
14A26	Grey Blue Dark
14A30	Sepia Dark
14A38	Emerald Dark
14A39	Yellow Dark
14A40	Orange
14A41	Sienna
14A42	Olive Green Dark
14A43	Crimson
14A44	Crimson Dark Dark
14A45	Violet Dark
14A46	Pink Dark Dark
14A47	Ultramarine Dark
14A48	Cobalt Blue
14A49	Terra Cotta
14A50	Ochre Dark
Ingenuie - Geiger Textile	
Ancillary	
54" wide	
28% wool	
26% viscose	
25% acrylic	
16% polyester	
5% cotton	
PFOA-Free stain resistant finish	
1GH01	Sand
1GH02	Fog
1GH03	Flannel
1GH04	Trench
1GH05	Vermillion
1GH06	Adriatic
1GH07	Umber
1GH08	Charcoal

Method - Maharam	
Ancillary/Seating/Workspaces	
54" wide	
100% recycled polyester	
with 9% ocean-bound plastic	
40G01/466579-001	Inspire
40G02/466579-002	Rhea
40G03/466579-003	Noise
40G04/466579-004	Speedway
40G05/466579-005	Villanelle
40G06/466579-006	Maestro
40G07/466579-007	Destiny
40G08/466579-008	Possess
40G09/466579-009	Waterside
40G10/466579-010	Relax
40G11/466579-011	Delightful
40G12/466579-012	Parrotlet
40G13/466579-013	Verdurous
40G14/466579-014	Bosky
40G15/466579-015	Acreage
40G16/466579-016	Allude
40G17/466579-017	Tweed
40G18/466579-018	Korma
40G19/466579-019	Fossilize
40G20/466579-020	Cattail
40G21/466579-021	Shortcake
40G22/466579-022	Racecar
40G23/466579-023	Courtship
40G24/466579-024	Jam
40G25/466579-025	Sparrow

Nico - Maharam	
Ancillary/Seating/Workspaces	
54" wide	
63% wool	
21% polyester	
16% solution-dyed nylon	
ZNC01/466564-001	Alcazar
ZNC02/466564-002	Ironclad
ZNC03/466564-003	Tune
ZNC04/466564-004	Bridegroom
ZNC05/466564-005	Diode
ZNC06/466564-006	Jest
ZNC07/466564-007	Sanctuary
ZNC08/466564-008	Aquarius
ZNC09/466564-009	Houseboat
ZNC10/466564-010	Olympian
ZNC11/466564-011	Tennis
ZNC12/466564-012	Dressage
ZNC13/466564-013	Zing
ZNC14/466564-014	Bitterroot
ZNC15/466564-015	Gemini
ZNC16/466564-016	Posh
ZNC17/466564-017	Sizzle
ZNC18/466564-018	Cheerful
ZNC19/466564-019	Watermelon
ZNC20/466564-020	Toucan
ZNC21/466564-021	Rosin
ZNC22/466564-022	Jousting
ZNC23/466564-023	Jojoba
ZNC24/466564-024	Dromedary
ZNC25/466564-025	Toasty
ZNC26/466564-026	Casaba
ZNC27/466564-027	Greenhouse
ZNC28/466564-028	Sibyl
ZNC29/466564-029	Spearmint
ZNC30/466564-030	Pothos
ZNC31/466564-031	Calathea
ZNC32/466564-032	Landscape
ZNC33/466564-033	Espalier
ZNC34/466564-034	Gecko
ZNC35/466564-035	Meditation

Price category 5 continued on next page

- Maharam textiles are on assigned lead times [A](#).
- Fabric numbers are listed as Herman Miller fabric number/Maharam fabric number.

Textile Colors

continued

Price Category 5

continued

Summit	
Ancillary/Seating	
54" wide	
100% silicone	
Polyester knit backing	
3SU02	Oyster
3SU03	Zinc
3SU04	Sparrow
3SU07	Black
3SU09	Beachglass
3SU10	Midnight

Vionette - Geiger Textile	
Ancillary	
55" wide	
100% polyester	
1GJ01	White Sand Mix
1GJ02	Desert Mix
1GJ03	Light Gray Mix
1GJ04	Pewter Mix
1GJ05	Cobalt Mix
1GJ06	Prussian Blue Mix
1GJ07	Chocolate Mix
1GJ08	Champagne
1GJ09	Morning Sky
1GJ10	Aquatic
1GJ11	Sapphire
1GJ12	Midnight Blue
1GJ13	Shadow
1GJ14	Java
1GJ15	Carbon
1GJ16	Black
1GJ17	Claret
1GJ18	Poppy

Price Category 6

Balance	
Seating	
For Embody® chairs	
100% polyester	
3512	Carbon
3513	Black

Outdoor Weave	
Ancillary	
For Eames® Aluminum Group	
Outdoor Chairs	
50% elastomeric	
50% polypropylene	
7203	Lead
7205	Graphite

Price Category 7

Customer's Own Leather	
See Order Information in	
Appendices. Assigned lead-time	
textile. A	

Bamboo	
Ancillary	
83% bamboo	
17% polyurethane	
1BB01	Ivory
1BB02	Russet
1BB03	Black

Beck – Maharam	
Ancillary/Seating	
55" wide	
78% wool	
22% nylon	
ZB301/466571-001	Overshadow
ZB302/466571-002	Molecule
ZB303/466571-003	Zeitgeist
ZB304/466571-004	Blacksmith
ZB305/466571-005	Cornerstone
ZB306/466571-006	Chainmail
ZB307/466571-007	Buckram
ZB308/466571-008	Callisto
ZB309/466571-009	Interlude
ZB310/466571-010	Letterpress
ZB311/466571-011	Memoir
ZB312/466571-012	Litmus
ZB313/466571-013	Stoic
ZB314/466571-014	Inkpad
ZB315/466571-015	Praxis
ZB316/466571-016	Astute
ZB317/466571-017	Percolate
ZB318/466571-018	Halocline
ZB319/466571-019	Semblance
ZB320/466571-020	Loch
ZB321/466571-021	Lido
ZB322/466571-022	Underwater
ZB323/466571-023	Tetrapod
ZB324/466571-024	Nymph
ZB325/466571-025	Appalachian

Beck continued	
ZB326/466571-026	Menthol
ZB327/466571-027	Woodruff
ZB328/466571-028	Malachite
ZB329/466571-029	Botanist
ZB330/466571-030	Woodlet
ZB331/466571-031	Katydid
ZB332/466571-032	Exuberant
ZB333/466571-033	Retrospect
ZB334/466571-034	Lambic
ZB335/466571-035	Argil
ZB336/466571-036	Brushstroke
ZB337/466571-037	Candescent
ZB338/466571-038	Reedbuck
ZB339/466571-039	Clayware
ZB340/466571-040	Curio
ZB341/466571-041	Whimsy
ZB342/466571-042	Effervescent
ZB343/466571-043	Lingonberry
ZB344/466571-044	Resplendent
ZB345/466571-045	Hollyhock
ZB346/466571-046	Filigree
ZB347/466571-047	Plutonic
ZB348/466571-048	Foundry
ZB349/466571-049	Patisserie
ZB390	Gold 007/032/033 *
ZB391	Russet 036/040/039 *
ZB392	Indigo 008/013/014 *
ZB393	Forest 006/031/028 *

* Colors available only on
Girard Color Wheel Ottoman.

Price category 7 continued on
next page

- Maharam textiles are on assigned lead times [A](#).
- Fabric numbers are listed as Herman Miller fabric number/Maharam fabric number.

Textile Colors

continued

Price Category 7

continued

Appendix: Textile Colors

Bellano - Geiger Textile	
Ancillary	
55" wide	
75% wool	
10% linen	
8% nylon	
7% alpaca	

1AX01	Pearl
1AX02	Fog
1AX03	Fawn
1AX04	Pumice
1AX05	Pewter
1AX06	Atlantic
1AX07	Black Green
1AX08	Adriatic
1AX09	Coffee
1AX10	Charcoal
1AX11	Umber
1AX12	Magenta
1AX13	Bittersweet
1AX14	Sunflower

Capri - Geiger Textile	
Ancillary	
55" wide	
36% cotton	
32% acrylic	
24% rayon	
8% polyester	
PFOA-Free stain resistant finish	
Acrylic backing	

17201	Snow
17202	Stone
17203	Trench
17204	Graphite
17205	Anthracite
17206	Light Silver
17207	Russet
17208	Chestnut Brown
17209	Sand
17210	Sterling
17211	Cobalt
17212	Ink

Mantle - Maharam	
Ancillary/Seating	
59% recycled polyester	
37% polyester	
4% spandex	

8PV01	Pavement
8PV02	Future
8PV03	Piper
8PV04	Manifesto
8PV05	Mapo
8PV06	Redwood
8PV07	Rocky
8PV08	Impala
8PV09	Warbler
8PV10	Guild
8PV11	Kinetic
8PV12	Behold
8PV13	Orb
8PV14	Sport
8PV15	Utopia
8PV16	True
8PV17	Galore
8PV18	Parsley
8PV19	Dare
8PV20	Branzino
8PV21	Network
8PV22	Standard
8PV23	Salamander
8PV24	Oscillate

Milaner - Geiger Textile	
Ancillary	
55" wide	
56% wool, 10% acrylic	
10% alpaca, 10% cotton	
8% nylon, 6% rayon	

17101	Linen
17102	Flax
17103	Bark
17104	Deep Navy
17105	Charcoal
17106	Medium Grey
17107	Ash
17108	Crimson

Panno di Dolce - Geiger Textile	
Ancillary	
55" wide	
65% wool	
20% nylon	
15% alpaca	

1AV01	Fog
1AV02	Dune
1AV03	Trench
1AV04	Flannel
1AV05	Charcoal
1AV06	Umber
1AV07	Deep Navy
1AV08	Graphite
1AV09	Orange
1AV10	Pink
1AV11	Deep Red
1AV12	Bright Green
1AV13	Cerulean Blue
1AV14	Deep Cerulean Blue

Pristina - Geiger Textile	
Ancillary	
55" wide	
37% wool	
25% viscose	
17% acrylic	
15% cotton	
6% polyester	
PFOA-Free stain resistant	

1JC01	Dove
1JC02	Goldstone
1JC03	Daybreak
1JC04	Pumice
1JC05	Cappuccino
1JC06	Gunmetal
1JC07	Caspian
1JC08	Café Noir

Resca - Geiger Textile	
Ancillary	
56" wide	
75% wool	
10% linen	
8% nylon	
7% alpaca	

1AW01	Fog
1AW02	Dune
1AW03	Trench
1AW04	Flannel
1AW05	Umber
1AW06	Bordeaux

Rowan - Maharam	
Ancillary/Seating	
77% wool	
12% nylon	
6% acrylic	
5% linen	

5K301	Kingdom
5K302	Northern
5K303	Rabbit
5K304	Elephant
5K305	Furrow
5K306	Heirloom
5K307	Appear
5K308	Repose
5K309	Blackcurrant
5K310	Courage
5K311	Bordeaux
5K312	Cherish
5K313	Brickfield
5K314	Hibiscus
5K315	Carnelian
5K316	Cinnabar
5K317	Toasted
5K318	Revea
5K319	Cortado
5K320	Medallion
5K321	Polenta

Price category 7 continued on next page

- Maharam textiles are on assigned lead times [A](#).
- Fabric numbers are listed as Herman Miller fabric number/Maharam fabric number.

Textile Colors

continued

Price Category 7

continued

Rowan continued

5K322	Prized
5K323	Travertine
5K324	Companion
5K325	Library
5K326	Fable
5K327	Pixie
5K328	Arboretum
5K329	Ease
5K330	Sapling
5K331	Cottonwood
5K332	Scout
5K333	Valleyside
5K334	Ornament
5K335	Zucchini
5K336	Ethereal
5K337	Springtide
5K338	Traverse
5K339	Untold
5K340	Flowing
5K341	Laguna
5K342	Cerulean
5K343	Soundscape
5K344	Message
5K345	Freefall
5K346	Musical
5K347	Puzzle
5K348	Operatic
5K349	Daydream
5K350	Shale
5K351	Forward
5K352	Anthracite

Vesture - Geiger Textile

Ancillary	
55" wide	
40% wool, 25% polyester	
20% silk, 15% nylon	
PFOA-Free stain resistant finish	
21701	Ashen
21702	Dark Blush
21703	Dusk
21704	Medium Gray
21705	Twilight

Wool Epinglé - Geiger Textile

Ancillary	
54" wide	
100% wool	
16201	Swiss Red
16202	Orange
16203	Light Chestnut Brown
16204	Light Burnt Umber
16205	Pale Native Umber
16207	Grey
16208	Natier Blue
16209	Deep Cerulean Blue
16210	Anthracite
16211	Natural Native Umber
16212	Chestnut Brown

Wool Tweed - Geiger Textile

Ancillary	
54" wide	
80% wool, 20% nylon	
16601	Trench
16602	Pewter
16603	Ruby
16604	Blue Gray
16605	Navy
16606	Umber
16607	Charcoal

Price Category 8

Breeze - Maharam

Workspaces	
120" wide	
65% FR polyester	
35% post-consumer recycled	
FR polyester	
1QG06/283817-006	Meteorite
1QG09/283817-009	Serum

Luce - Maharam

Ancillary/Seating	
59" wide	
75% post-consumer recycled wool	
20% polyester	
5% nylon	
ZLU01/466566-001	Brioche
ZLU02/466566-002	Blanched
ZLU03/466566-003	Relic
ZLU04/466566-004	Sinter
ZLU05/466566-005	Scoria
ZLU06/466566-006	Austere
ZLU07/466566-007	Pigment
ZLU08/466566-008	Alkali
ZLU09/466566-009	Tidal
ZLU10/466566-010	Imbue
ZLU11/466566-011	Reservoir
ZLU12/466566-012	Brine
ZLU13/466566-013	Undertone
ZLU14/466566-014	Prelude
ZLU15/466566-015	Submerge
ZLU16/466566-016	Cypress
ZLU17/466566-017	Awash
ZLU18/466566-018	Adriatic
ZLU19/466566-019	Province
ZLU20/466566-020	Virescent
ZLU21/466566-021	Nettle
ZLU22/466566-022	Agrarian
ZLU23/466566-023	Serpentine
ZLU24/466566-024	Laurel
ZLU25/466566-025	Clarion
ZLU26/466566-026	Gooseberry
ZLU27/466566-027	Swelter
ZLU28/466566-028	Etruscan
ZLU29/466566-029	Coulis
ZLU30/466566-030	Rubescence

Luce continued

ZLU31/466566-031	Akoya
ZLU32/466566-032	Radiant
ZLU33/466566-033	Regent
ZLU34/466566-034	Spectral
ZLU35/466566-035	Thistle

Tempo - Maharam

Ancillary	
55" wide	
100% polyester	
Polyester backing	
26S01/466589-001	Chert
26S02/466589-002	Grandstand
26S03/466589-003	Restful
26S04/466589-004	Battleship
26S05/466589-005	Lavender
26S06/466589-006	Dockside
26S07/466589-007	Swimming
26S08/466589-008	Ambience
26S09/466589-009	Adornment
26S10/466589-010	Remedy
26S11/466589-011	Fang
26S12/466589-012	Inshore
26S13/466589-013	Camouflage
26S14/466589-014	Mesclun
26S15/466589-015	Farmland
26S16/466589-016	Tadpole
26S17/466589-017	Purr
26S18/466589-018	Snowman
26S19/466589-019	Beehive
26S20/466589-020	Gazelle
26S21/466589-021	Shiitake
26S22/466589-022	Flaxseed
26S23/466589-023	Crawdadd
26S24/466589-024	Flowery
26S25/466589-025	Burgundy
26S26/466589-026	Rangoli
26S27/466589-027	Petunia
26S28/466589-028	Campsite

Price category 8 continued on next page

- Maharam textiles are on assigned lead times ^A.
- Fabric numbers are listed as Herman Miller fabric number/Maharam fabric number.

Textile Colors

continued

Price Category 8

continued

Price Category 9

Appendix: Textile Colors

Whim	
Ancillary	
54" wide	
34% viscose	
33% acrylic	
17% wool	
8% polyester	
9DA01	Warm White
9DA02	Rye
9DA03	Mustard Seed
9DA04	Terra Cotta
9DA05	Fir
9DA06	Navy
9DA07	Pewter

Alpaca Mohair - Geiger Textile	
Ancillary	
54" wide	
63% alpaca	
21% cotton, 16% polyester	
18510	Dune
18511	Trench
18512	Vicuna
18570	Sepia
18571	Umber
18580	Fog
18581	Flannel
18582	Charcoal

Campana – Maharam	
Ancillary/Seating	
59" wide	
85% wool	
15% nylon	
ZC001/466571-001	Viverine
ZC002/466571-002	Lithograph
ZC003/466571-003	Moonscape
ZC004/466571-004	Brevity
ZC005/466571-005	Linear
ZC006/466571-006	Hinterland
ZC007/466571-007	Mural
ZC008/466571-008	Sloe
ZC009/466571-009	Interstellar
ZC010/466571-010	Mythology
ZC011/466571-011	Scintillate
ZC012/466571-012	Succession
ZC013/466571-013	Visceral
ZC014/466571-014	Hemisphere
ZC015/466571-015	Troposphere
ZC016/466571-016	Skye
ZC017/466571-017	Seaward
ZC018/466571-018	Nemorous
ZC019/466571-019	Allegory
ZC020/466571-020	Olivine
ZC021/466571-021	Reptilian
ZC022/466571-022	Basil
ZC023/466571-023	Fanleaf
ZC024/466571-024	Beachgrass
ZC025/466571-025	Hayfield

Campana continued	
ZC026/466571-026	Freesia
ZC027/466571-027	Rhodium
ZC028/466571-028	Undercoat
ZC029/466571-029	Airbrush
ZC030/466571-030	Shellfish
ZC031/466571-031	Mojave
ZC032/466571-032	Renaissance
ZC033/466571-033	Decoupage
ZC034/466571-034	Outback
ZC035/466571-035	Millipede

Gemma – Maharam	
Ancillary/Seating	
55" wide	
85% wool	
15% nylon	
ZGE01/466568-001	Crinoline
ZGE02/466568-002	Angelic
ZGE03/466568-003	Savory
ZGE04/466568-004	Honeycomb
ZGE05/466568-005	Gilded
ZGE06/466568-006	Paddleboat
ZGE07/466568-007	Stagecoach
ZGE08/466568-008	Waterbuck
ZGE09/466568-009	Earnest
ZGE10/466568-010	Auric
ZGE11/466568-011	Carmine
ZGE12/466568-012	Serape
ZGE13/466568-013	Ferric
ZGE14/466568-014	Canyon
ZGE15/466568-015	Alembic
ZGE16/466568-016	Patio
ZGE17/466568-017	Sorrel
ZGE18/466568-018	Root

Gemma continued	
ZGE19/466568-019	Mansion
ZGE20/466568-020	Buff
ZGE21/466568-021	Starch
ZGE22/466568-022	Dawn
ZGE23/466568-023	Countryside
ZGE24/466568-024	Dewy
ZGE25/466568-025	Reliquary
ZGE26/466568-026	Deluge
ZGE27/466568-027	Overlay
ZGE28/466568-028	Electron
ZGE29/466568-029	Sheath
ZGE30/466568-030	Quietude
ZGE31/466568-031	Jargon
ZGE32/466568-032	Powder
ZGE33/466568-033	Tide
ZGE34/466568-034	Outwash
ZGE35/466568-035	Enamored
ZGE36/466568-036	Smitten
ZGE37/466568-037	Revere
ZGE38/466568-038	Mangosteen
ZGE39/466568-039	Allium
ZGE40/466568-040	Immense
ZGE41/466568-041	Chamber
ZGE42/466568-042	Cosmos
ZGE43/466568-043	Inkling
ZGE44/466568-044	Rainwater
ZGE45/466568-045	Shade
ZGE46/466568-046	Pendant
ZGE47/466568-047	Axial
ZGE48/466568-048	Fervent
ZGE49/466568-049	Legacy
ZGE50/466568-050	Caliber
ZGE51/466568-051	Temple
ZGE52/466568-052	Evenfall

Price category 9 continued on next page

- Maharam textiles are on assigned lead times [A](#).
- Fabric numbers are listed as Herman Miller fabric number/Maharam fabric number.

Textile Colors

continued

Price Category 9

continued

Jasper - Maharam
Ancillary/Seating
53" wide
55% wool
27% solution-dyed nylon
18% cotton
ZJA01/466563-001 Thrill
ZJA02/466563-002 Anise
ZJA03/466563-003 Grapefruit
ZJA04/466563-004 Lifeguard
ZJA05/466563-005 Heartfelt
ZJA06/466563-006 Corsage
ZJA07/466563-007 Earthenware
ZJA08/466563-008 Bear
ZJA09/466563-009 Firelight
ZJA10/466563-010 Dreamcatcher
ZJA11/466563-011 Bobcat
ZJA12/466563-012 Glacial
ZJA13/466563-013 Vaporize
ZJA14/466563-014 Trapdoor
ZJA15/466563-015 Halcyon
ZJA16/466563-016 Observatory
ZJA17/466563-017 Steamboat
ZJA18/466563-018 Aquathlon
ZJA19/466563-019 Cloudless
ZJA20/466563-020 Briny
ZJA21/466563-021 Magical
ZJA22/466563-022 Picnic
ZJA23/466563-023 Herbage
ZJA24/466563-024 Pasture
ZJA25/466563-025 Courtyard
ZJA26/466563-026 Leapfrog

Leather
Ancillary/Seating
approx. 50 sq. ft. per hide
100% leather
2101 Ivory
2109 Black *
2110 Smoke
2111 Graphite
2112 Khaki
2113 Rattan
2114 Truffle
2115 Alpine
2116 Haze
2117 Sable Grey
2118 Dark Mineral **
2119 Dark Carbon ***
2120 Cranberry
2121 Deep Sea

* Armpad color available on Aeron® Chair, Graphite.
 ** Armpad color available on Aeron Chair, Mineral.
 *** Armpad color available on Aeron Chair, Carbon.

Price Category 10

Bristol Leather - Geiger Textile
Ancillary
approx. 55 sq. ft. per hide
100% leather
5-507 Black
5-511 Putty
5-519 Hunter
5-520 White
5-521 Ivory
5-522 Parchment
5-537 Caribbean
5-546 Pumice
5-547 Smoke
5-548 Charcoal
5-549 Dark Shale
5-556 Downtown Grey
5-557 City Night
5-559 Ash Grey
5-563 Champagne
5-564 Chestnut Brown
5-565 Dark Sienna
5-566 Earthen
5-567 Desert
5-568 British Green
5-579 Paris Blue
5-583 Atlantic
5-592 Camel
5-594 Taupe
5-597 Pure *
5-598 Cream
5-600 Midnight Blue
5-603 Sangria
5-604 Swiss Red
5-605 Nordic Yellow
5-606 Sky Grey
5-608 Natural

* Color not available on Saiba Chair.

Firma – Maharam
Ancillary/Seating
55" wide
78% wool
22% nylon
3KH01/466582-001 Wrath
3KH02/466582-002 Pantomime
3KH03/466582-003 Shaded
3KH04/466582-004 Prologue
3KH05/466582-005 Framework
3KH06/466582-006 Railroad
3KH07/466582-007 Grommet
3KH08/466582-008 Lunisolar
3KH09/466582-009 Snowpack
3KH10/466582-010 Coldsnap
3KH11/466582-011 Sealift
3KH12/466582-012 Brood
3KH13/466582-013 Intertidal
3KH14/466582-014 Confide
3KH15/466582-015 Secluded
3KH16/466582-016 Leisure
3KH17/466582-017 Portfolio
3KH18/466582-018 Strato
3KH19/466582-019 Fogbow
3KH20/466582-020 Snowcone
3KH21/466582-021 Kazoo
3KH22/466582-022 Esteem
3KH23/466582-023 Mackerel
3KH24/466582-024 Brooch
3KH25/466582-025 Caesious
3KH26/466582-026 Islet
3KH27/466582-027 Biosphere
3KH28/466582-028 Hilltop
3KH29/466582-029 Arboreal
3KH30/466582-030 Lineage
3KH31/466582-031 Comfrey
3KH32/466582-032 Circe
3KH33/466582-033 Ecosystem
3KH34/466582-034 Knack
3KH35/466582-035 Watt
3KH36/466582-036 Epiphany
3KH37/466582-037 Gamma
3KH38/466582-038 Taxicab
3KH39/466582-039 Varietal
3KH40/466582-040 Tale

Price category 10 continued on next page

- Maharam textiles are on assigned lead times [A](#).
- Fabric numbers are listed as Herman Miller fabric number/Maharam fabric number.

Textile Colors

continued

Price Category 10

continued

Firma continued		Gemma Multi continued		Gemma Multi Reverse – Maharam		Gemma Multi Reverse continued	
3KH41/466582-041	Elemental	ZGF19/466569-019	Crocus	Ancillary/Seating 55" wide 85% wool 15% nylon		ZGF78/466569-121	Roulette
3KH42/466582-042	Cuff	ZGF20/466569-020	Memoir				Reverse
3KH43/466582-043	Emu	ZGF21/466569-021	Roulette			ZGF79/466569-122	Voltaic
3KH44/466582-044	Tempeh	ZGF22/466569-022	Voltaic	ZGF58/466569-101	Andromeda		Reverse
3KH45/466582-045	Tephra	ZGF23/466569-023	Compote		Reverse	ZGF80/466569-123	Compote
3KH46/466582-046	Shellac	ZGF24/466569-024	Lambent	ZGF59/466569-102	Dappled		Reverse
3KH47/466582-047	Emporium	ZGF25/466569-025	Twister		Reverse	ZGF81/466569-124	Lambent
3KH48/466582-048	Keratin	ZGF26/466569-026	Chronicle	ZGF60/466569-103	Lyra		Reverse
3KH49/466582-049	Camwood	ZGF27/466569-027	Sidereal		Reverse	ZGF82/466569-125	Twister
3KH50/466582-050	Gloam	ZGF28/466569-028	Tanzanite	ZGF61/466569-104	Flaunt		Reverse
3KH51/466582-051	Novela	ZGF29/466569-029	Crystalize		Reverse	ZGF83/466569-126	Chronicle
3KH52/466582-052	Fruitpunch	ZGF30/466569-030	Chromium	ZGF62/466569-105	Celluloid		Reverse
3KH53/466582-053	Decant	ZGF31/466569-031	Pallium		Reverse	ZGF84/466569-127	Sidereal
3KH54/466582-054	Milkshake	ZGF32/466569-032	Spectre	ZGF63/466569-106	Hydrozoa		Reverse
3KH55/466582-055	Metaphysic	ZGF33/466569-033	Courgette		Reverse	ZGF85/466569-128	Tanzanite
3KH56/466582-056	Carafe	ZGF34/466569-034	Viper	ZGF64/466569-107	Firefly		Reverse
3KH57/466582-057	Voyager	ZGF35/466569-035	Sunlit		Reverse	ZGF86/466569-129	Crystalize
3KH58/466582-058	Tenebrous	ZGF36/466569-036	Heavenly	ZGF65/466569-108	Pisces		Reverse
3KH59/466582-059	Subtext	ZGF37/466569-037	Vernal		Reverse	ZGF87/466569-130	Chromium
3KH60/466582-060	Silent	ZGF38/466569-038	Cress	ZGF66/466569-109	Strath		Reverse
Gemma Multi – Maharam		ZGF39/466569-039	Limn		Reverse	ZGF88/466569-131	Pallium
Ancillary/Seating		ZGF40/466569-040	Horseradish	ZGF67/466569-110	Erosion		Reverse
55" wide		ZGF41/466569-041	Shandy		Reverse	ZGF89/466569-132	Spectre
85% wool		ZGF42/466569-042	Granary	ZGF68/466569-111	Cabaret		Reverse
15% nylon		ZGF43/466569-043	Percolate		Reverse	ZGF90/466569-133	Courgette
ZGF01/466569-001	Andromeda	ZGF44/466569-044	Motor	ZGF69/466569-112	Candytuft		Reverse
ZGF02/466569-002	Dappled	ZGF45/466569-045	Unicorn		Reverse	ZGF91/466569-134	Viper
ZGF03/466569-003	Lyra	ZGF46/466569-046	Lobster	ZGF70/466569-113	Juice		Reverse
ZGF04/466569-004	Flaunt	ZGF47/466569-047	Rhododendron		Reverse	ZGF92/466569-135	Sunlit
ZGF05/466569-005	Celluloid	ZGF48/466569-048	Taffy	ZGF71/466569-114	Fairground		Reverse
ZGF06/466569-006	Hydrozoa	ZGF49/466569-049	Rishi		Reverse	ZGF93/466569-136	Heavenly
ZGF07/466569-007	Firefly	ZGF50/466569-050	Backcountry	ZGF72/466569-115	Copperplate		Reverse
ZGF08/466569-008	Pisces	ZGF51/466569-051	Buckthorn		Reverse	ZGF94/466569-137	Vernal
ZGF09/466569-009	Strath	ZGF52/466569-052	Coniferous	ZGF73/466569-116	Sunbird		Reverse
ZGF10/466569-010	Erosion	ZGF53/466569-053	Delphic		Reverse	ZGF95/466569-138	Cress
ZGF11/466569-011	Cabaret	ZGF54/466569-054	Hieroglyph	ZGF74/466569-117	Cinematic		Reverse
ZGF12/466569-012	Candytuft	ZGF55/466569-055	Eiderdown		Reverse	ZGF96/466569-139	Limn
ZGF13/466569-013	Juice	ZGF56/466569-056	Sandbar	ZGF75/466569-118	Clairvoyant		Reverse
ZGF14/466569-014	Fairground	ZGF57/466569-057	Tanager		Reverse	ZGF97/466569-140	Horseradish
ZGF15/466569-015	Copperplate			ZGF76/466569-119	Crocus		Reverse
ZGF16/466569-016	Sunbird				Reverse	ZGF98/466569-141	Shandy
ZGF17/466569-017	Cinematic			ZGF77/466569-120	Memoir		Reverse
ZGF18/466569-018	Clairvoyant				Reverse	ZGF99/466569-142	Granary
							Reverse

- Maharam textiles are on assigned lead times [A](#).
- Fabric numbers are listed as Herman Miller fabric number/Maharam fabric number.

Price category 10 continued on next page

Textile Colors

continued

Price Category 10

continued

Gemma Multi Reverse *continued*

ZGFA0/466569-143	Percolate
	Reverse
ZGFA1/466569-144	Motor
	Reverse
ZGFA2/466569-145	Unicorn
	Reverse
ZGFA3/466569-146	Lobster
	Reverse
ZGFA4/466569-147	Rhododendron
	Reverse
ZGFA5/466569-148	Taffy
	Reverse
ZGFA6/466569-149	Rishi
	Reverse
ZGFA7/466569-150	Backcountry
	Reverse
ZGFA8/466569-151	Buckthorn
	Reverse
ZGFA9/466569-152	Coniferous
	Reverse
ZGFB0/466569-153	Delphic
	Reverse
ZGFB1/466569-154	Hieroglyph
	Reverse
ZGFB2/466569-155	Eiderdown
	Reverse
ZGFB3/466569-157	Tanager
	Reverse

Petra - Maharam

Ancillary/Seating
55" wide
70% wool
19% linen
11% nylon
ZP401/466580-001 Hieroglyph
ZP402/466580-002 Interior
ZP403/466580-003 Samovar
ZP404/466580-004 Calcite
ZP405/466580-005 Silversmith
ZP406/466580-006 Rivet
ZP407/466580-007 Carpolite
ZP408/466580-008 Bonbon

Petra *continued*

ZP409/466580-009	Dreamy
ZP410/466580-010	Bejewel
ZP411/466580-011	Sashimi
ZP412/466580-012	Spirula
ZP413/466580-013	Chalet
ZP414/466580-014	Reindeer
ZP415/466580-015	Nostalgia
ZP416/466580-016	Trove
ZP417/466580-017	Narcissus
ZP418/466580-018	Yurt
ZP419/466580-019	Congee
ZP420/466580-020	Genepy
ZP421/466580-021	Herbaceous
ZP422/466580-022	Paddock
ZP423/466580-023	Precious
ZP424/466580-024	Biome
ZP425/466580-025	Tinted
ZP426/466580-026	Pelagic
ZP427/466580-027	Bluebill
ZP428/466580-028	Chicory
ZP429/466580-029	Eaglet
ZP430/466580-030	Permafrost
ZP431/466580-031	Atlantic
ZP432/466580-032	Airstream
ZP433/466580-033	Debonair

Superweave - Maharam

Ancillary
54" wide
75% polyester
25% cotton
Z2203/466241-005 Sienna
Z2204/466241-002 Ochre
Z2207/466241-004 Marine
Z2208/466241-003 Olive
Z2220/466241-001 Orange and Pink

Price Category 11

Felix - Maharam

Ancillary/Seating	
85% wool	
15% nylon	
3BS01	Angular
3BS02	Shark
3BS03	Easy
3BS04	Cue
3BS05	Rye
3BS06	Champion
3BS07	Between
3BS08	Propose
3BS09	Rising
3BS10	Tile
3BS11	Place
3BS12	Kernel
3BS13	Pinnacle
3BS14	Darling
3BS15	Seasonal
3BS16	Shipmate
3BS17	Jump
3BS18	Geyser
3BS19	Team

Prone Leather - Maharam

Ancillary	
approx. 50 sq. ft. per hide	
100% leather	
protective top coat	
1NX01/700020-001	Lotus
1NX02/700020-002	Timbre
1NX03/700020-003	Essence
1NX04/700020-004	Script
1NX05/700020-005	Gambit
1NX06/700020-006	Obsidian
1NX07/700020-007	Sail
1NX09/700020-009	Vine
1NX10/700020-010	Yarrow
1NX13/700020-013	Balsa
1NX14/700020-014	Shore
1NX15/700020-015	Bricolage
1NX17/700020-017	Ledge
1NX19/700020-019	Mantra
1NX20/700020-020	Java
1NX21/700020-021	Lute
1NX22/700020-022	Glow
1NX23/700020-023	Hickory

Tenera Leather - Geiger Textile

Ancillary	
approx. 55 sq. ft. per hide	
100% leather	
17501	Cement
17502	Marzipan
17504	Raw Sienna
17505	Maple
17508	Cranberry
17510	Dark Chocolate
17511	Black
17512	Carbon
17513	Sapphire

- Maharam textiles are on assigned lead times [A](#).
- Fabric numbers are listed as Herman Miller fabric number/Maharam fabric number.

Textile Colors

continued

Appendix: Textile Colors

Price Category 12-13

No fabrics available at this time.

Price Category 14

Lanalux - Maharam

Ancillary
54" wide
100% wool
Z1375/466240-005 Black/White
Z1378/466240-006 Olive/Black
Z1380/466240-001 Natural
Z1383/466240-002 Umber
Z1384/466240-007 Natural/Black
Z1386/466240-003 Orange
Z1387/466240-004 Crimson

Price Category A

No fabrics available at this time.

Price Category B

Medium – Maharam

Ancillary/Seating/Workspaces
54" wide
100% polyester
VM01/463490-001 Raven
VM02/463490-002 Smoke
VM03/463490-003 Alloy
VM04/463490-004 Flax
VM07/463490-007 Espresso
VM14/463490-014 Laser
VM16/463490-016 Port
VM22/463490-022 Marina
VM29/463490-029 Pistachio
VM32/463490-032 Prospect
VM36/463490-036 Delight
VM39/463490-039 Nautical
VM40/463490-040 Pool
VM44/463490-044 Washed
VM45/463490-045 Sculpture
VM46/463490-046 Thatched
VM47/463490-047 Hike
VM48/463490-048 Tangle
VM49/463490-049 Pacific
VM50/463490-050 Cosmic
VM51/463490-051 Cascade
VM52/463490-052 Blackberry
VM53/463490-053 Nasturtium

Messenger – Maharam

Ancillary/Seating/Workspaces
54" wide
78% post-industrial recycled polyester
15% polyester, 7% nylon
TI07/458640-007 Shadow
TI08/458640-008 Bayou *
TI24/458640-024 Poppy
TI25/458640-025 Mao
TI29/458640-029 Onyx *
TI31/458640-031 Cloud *
TI38/458640-038 Depth *
TI40/458640-040 Nile *
TI41/458640-041 Azure *

Price category B continued on next page

- Maharam textiles are on assigned lead times [A](#).
- Fabric numbers are listed as Herman Miller fabric number/Maharam fabric number.

Textile Colors

continued

Price Category B

continued

Messenger continued	
TI45/458640-045	Cactus *
TI46/458640-046	Ice * **
TI48/458640-048	Neon
TI50/458640-050	Hydrangea
TI53/458640-053	Tangelo
TI54/458640-054	Lumine *
TI58/458640-058	Snow ** ***
TI60/458640-060	Peridot
TI61/458640-061	Capri *
TI62/458640-062	Ultramarine
TI63/458640-063	Squall
TI66/458640-066	Cassis
TI67/458640-067	Aster
TI69/458640-069	Cherry
TI70/458640-070	Vibrant
TI71/458640-071	Satsuma *
TI72/458640-072	Maize
TI76/458640-076	Fossil
TI77/458640-077	Ash
TI78/458640-078	Tusk
TI79/458640-079	Oyster **
TI81/458640-081	Husk
TI84/458640-084	Robust
TI85/458640-085	Beyond
TI86/458640-086	Voyage *
TI87/458640-087	Everglade
TI89/458640-089	Blanch ***
TI90/458640-090	Longspur
TI91/458640-091	Vireo
TI92/458640-092	Dipper
TI93/458640-093	Gale
TI94/458640-094	Hunter
TI95/458640-095	Lime
TI96/458640-096	Apple
TI97/458640-097	Krill
TI98/458640-098	Catalyst

* Colors available on 20-day lead time.

** Colors not available on Eames Molded Fiberglass and Molded Plastic Side Chairs.

*** Colors not available on Valor Seating.

- Maharam textiles are on assigned lead times [A](#).
- Fabric numbers are listed as Herman Miller fabric number/Maharam fabric number.

Price Category C

Manner - Maharam	
Ancillary/Seating/Workspaces	
54" wide	
65% post-industrial recycled polyester	
35% post-consumer recycled polyester	
Z2701/466177-001	Magic
Z2702/466177-002	Carob
Z2703/466177-003	Porpoise
Z2704/466177-004	Flint
Z2705/466177-005	Hush *
Z2706/466177-006	Nuance
Z2711/466177-011	Ember
Z2712/466177-012	Wagon
Z2713/466177-013	Ablaze
Z2714/466177-014	Peel
Z2716/466177-016	Butterscotch
Z2717/466177-017	Harvest
Z2720/466177-020	Parakeet
Z2722/466177-022	Aquatic
Z2723/466177-023	Cottage
Z2724/466177-024	Dahlia
Z2725/466177-025	Vivid
Z2726/466177-026	Basin
Z2727/466177-027	Schooner
Z2728/466177-028	Slope
Z2729/466177-029	Silverpoint
Z2730/466177-030	Lattice
Z2731/466177-031	Smoky
Z2732/466177-032	Magnetic
Z2733/466177-033	Woad
Z2734/466177-034	Resolute
Z2735/466177-035	Cruise
Z2736/466177-036	Atmospheric
Z2737/466177-037	Cloudburst
Z2738/466177-038	Tidewater
Z2739/466177-039	Firth
Z2740/466177-040	Oceanside
Z2741/466177-041	Grandeur
Z2742/466177-042	Comfort
Z2743/466177-043	Dill
Z2744/466177-044	Poplar
Z2745/466177-045	Citronella
Z2746/466177-046	Passerine

Manner continued	
Z2747/466177-047	Southwest
Z2748/466177-048	Roseate
Z2749/466177-049	Charisma
Z2750/466177-050	Siltstone
Z2751/466177-051	Kimono
Z2752/466177-052	Valiant
Z2753/466177-053	Baroness
* Color not available on Eames Aluminum Group, Executive Chairs, Upholstered Molded Plywood Chairs, and Sofa Compact.	

Merit - Maharam	
Ancillary/Seating	
54" wide	
76% post-industrial recycled polyester	
24% polyester	
PFOA-Free stain resistant	
88Z01/466444-001	Trickle
88Z02/466444-002	Beluga
88Z03/466444-003	Gunmetal
88Z04/466444-004	Blackout
88Z05/466444-005	Superior
88Z06/466444-006	Ocean
88Z07/466444-007	Highborn
88Z08/466444-008	Immersed
88Z09/466444-009	Rainfall
88Z10/466444-010	Blizzard
88Z11/466444-011	Poolside
88Z12/466444-012	Steel
88Z13/466444-013	Zircon
88Z14/466444-014	Ripple
88Z15/466444-015	Aegean
88Z16/466444-016	Armada
88Z17/466444-017	Hedera
88Z18/466444-018	Rainforest
88Z19/466444-019	Gator
88Z20/466444-020	Vineyard
88Z21/466444-021	Pine
88Z22/466444-022	Kiwi
88Z23/466444-023	Kookaburra

Merit continued	
88Z24/466444-024	Bellini
88Z25/466444-025	Sunflower
88Z26/466444-026	Sandstorm
88Z27/466444-027	Mudder
88Z28/466444-028	Lynx
88Z29/466444-029	Farro
88Z30/466444-030	Manila
88Z31/466444-031	Starfish
88Z32/466444-032	Brass
88Z33/466444-033	Arrow
88Z34/466444-034	Gelato
88Z35/466444-035	Nectarine
88Z36/466444-036	Macaron
88Z37/466444-037	Alert
88Z38/466444-038	Goji
88Z39/466444-039	Cabernet
88Z40/466444-040	Eggplant
88Z41/466444-041	Hawk
88Z42/466444-042	Stag
88Z43/466444-043	Overcast

Metric - Maharam	
Ancillary/Seating/Workspaces	
54" wide	
51% post-industrial recycled polyester	
49% polyester	
Z302/466014-002	Fog
Z303/466014-003	Fleece
Z312/466014-012	Cardinal
Z313/466014-013	Lava
Z318/466014-018	Pollen
Z320/466014-020	Alligator
Z323/466014-023	Tar
Z324/466014-024	Anchor
Z326/466014-026	Admiral
Z327/466014-027	Seaport
Z328/466014-028	Scuba
Z329/466014-029	Skate
Z330/466014-030	Hopscotch
Z331/466014-031	Film
Z332/466014-032	Whale
Z333/466014-033	Downpour
Z334/466014-034	Midday

Price category C continued on next page

Textile Colors

continued

Price Category C

continued

Price Category D

Appendix: Textile Colors

Metric continued	
Z335/466014-035	Talisman
Z336/466014-036	Hedgerow
Z337/466014-037	Snorkel
Z338/466014-038	Highway
Z339/466014-039	Canary
Z340/466014-040	Sunny
Z341/466014-041	Aztec
Z342/466014-042	Fruit
Z343/466014-043	Galah
Z344/466014-044	Kiln
Z345/466014-045	Moth

Murmur - Maharam	
Ancillary/Seating	
55" wide	
100% polyester	
PFOA-Free stain resistant	
8EY01/466446-001	Gust
8EY02/466446-002	Harmonica
8EY03/466446-003	Canopy
8EY04/466446-004	Dim
8EY05/466446-005	Peppercorn
8EY06/466446-006	Cauldron
8EY07/466446-007	Conquer
8EY08/466446-008	Rapids
8EY09/466446-009	Seawater
8EY10/466446-010	Baby
8EY11/466446-011	Elderberry
8EY12/466446-012	Iceberg
8EY13/466446-013	Tallgrass
8EY14/466446-014	Underground
8EY15/466446-015	Biome
8EY16/466446-016	Cask
8EY17/466446-017	Argan
8EY18/466446-018	Sundown
8EY19/466446-019	Ignite
8EY20/466446-020	Sultry
8EY21/466446-021	Sangria

Bluff - Maharam	
Ancillary/Seating	
54" wide	
100% polyurethane	
Ink-resistant protective top coat	
Polyester backing	
8I801/466489-001	Loom
8I802/466489-002	Helm
8I803/466489-003	Cruller
8I804/466489-004	Folklore
8I805/466489-005	Beguile
8I806/466489-006	Sherpa
8I807/466489-007	Teleport
8I808/466489-008	Annex
8I809/466489-009	Lorimer
8I810/466489-010	Cinema
8I811/466489-011	Zip
8I812/466489-012	Coach
8I813/466489-013	Supernova
8I814/466489-014	Pirate
8I815/466489-015	Academy
8I816/466489-016	Disco
8I817/466489-017	Equator
8I818/466489-018	Brink
8I819/466489-019	Scene
8I820/466489-020	Petrichor
8I821/466489-021	Exotic
8I822/466489-022	Fauna
8I823/466489-023	Calabash
8I824/466489-024	Fuscous
8I825/466489-025	Wildling
8I826/466489-026	Blitz
8I827/466489-027	Allspice
8I828/466489-028	Lumos
8I829/466489-029	Pilot
8I830/466489-030	Jukebox
8I831/466489-031	Dugout
8I832/466489-032	Claret
8I833/466489-033	Flamenco

Mode – Maharam	
Ancillary/Seating/Workspaces	
54" wide	
80% post-consumer recycled polyester	
20% polyester	
PFOA-Free stain resistant finish	
ZMD01/466337-001	Stroll
ZMD02/466337-002	Intaglio
ZMD03/466337-003	Ominous
ZMD04/466337-004	Machine
ZMD05/466337-005	Talus
ZMD06/466337-006	Marsh
ZMD07/466337-007	Hollow
ZMD08/466337-008	Sycamore
ZMD09/466337-009	Clavicle
ZMD10/466337-010	Billygoat
ZMD11/466337-011	Spindle
ZMD12/466337-012	Lemon
ZMD13/466337-013	Oxeye
ZMD14/466337-014	Henge
ZMD15/466337-015	Goldenrod
ZMD16/466337-016	Cottontail
ZMD17/466337-017	Lioness
ZMD18/466337-018	Oriole
ZMD19/466337-019	Rust
ZMD20/466337-020	Carotene
ZMD21/466337-021	Blush
ZMD22/466337-022	Vermilion
ZMD23/466337-023	Alder
ZMD24/466337-024	Kermes
ZMD25/466337-025	Barberry
ZMD26/466337-026	Petal
ZMD27/466337-027	Valley
ZMD28/466337-028	Odyssey
ZMD29/466337-029	Ballpoint
ZMD30/466337-030	Toile
ZMD31/466337-031	Paradise

Mode continued	
ZMD32/466337-032	Angelfish
ZMD33/466337-033	Denim
ZMD34/466337-034	Crush
ZMD35/466337-035	Jetty
ZMD36/466337-036	Saltwater
ZMD37/466337-037	Mallard
ZMD38/466337-038	Celtic
ZMD39/466337-039	Eucalyptus
ZMD40/466337-040	Bonsai
ZMD41/466337-041	Sassafras
ZMD42/466337-042	Yucca
ZMD43/466337-043	Lichen

Spiral - Maharam	
Workspaces	
66" wide	
100% polyester	
ZS301/901882-001	Chalk
ZS303/901882-003	Wheat
ZS304/901882-004	Mica
ZS305/901882-005	Pavement
ZS306/901882-006	Graphite

- Maharam textiles are on assigned lead times [A](#).
- Fabric numbers are listed as Herman Miller fabric number/Maharam fabric number.

Textile Colors

continued

Price Category E

Article – Maharam	
Ancillary/Seating	
54" wide	
100% vinyl	
ZAT08/458600-008	Marina
ZAT13/458600-013	Flume
ZAT14/458600-014	Storm
ZAT15/458600-015	Toast
ZAT19/458600-019	Fleece
ZAT22/458600-022	Stone
ZAT26/458600-026	Mercury
ZAT29/458600-029	Bluegrass
ZAT31/458600-031	Truffle
ZAT32/458600-032	Gravel
ZAT33/458600-033	Value
ZAT34/458600-034	Tint
ZAT35/458600-035	Snowflake
ZAT36/458600-036	Chalice
ZAT37/458600-037	Trail
ZAT38/458600-038	Pyramid
ZAT39/458600-039	Desert
ZAT40/458600-040	Lei
ZAT41/458600-041	Rouge
ZAT42/458600-042	Karma
ZAT43/458600-043	Opal
ZAT44/458600-044	Periwinkle
ZAT45/458600-045	Vampire
ZAT46/458600-046	Surf
ZAT47/458600-047	Plumage

Flock - Maharam	
Workspaces	
63" wide	
100% polyester	
ZF301/901892-001	Calm
ZF302/901892-002	Course
ZF303/901892-003	Highlight
ZF305/901892-005	Poppy
ZF306/901892-006	Briefcase
ZF307/901892-007	Monkstrap
ZF308/901892-008	Quag
ZF309/901892-009	Pistachio
ZF310/901892-010	Froth
ZF311/901892-011	Celadon
ZF312/901892-012	Highsea
ZF313/901892-013	China
ZF314/901892-014	Victorian
ZF315/901892-015	Commander
ZF316/901892-016	Raven
ZF317/901892-017	Aluminum

Micro – Maharam	
Ancillary	
54" wide	
100% vinyl	
ZMB01/466099-001	Muslin
ZMB04/466099-004	Basalt
ZMB06/466099-006	Phantom
ZMB07/466099-007	Depth
ZMB08/466099-008	Cottage
ZMB09/466099-009	Hunter
ZMB11/466099-011	Tomatillo
ZMB12/466099-012	Brew
ZMB14/466099-014	Tang
ZMB15/466099-015	Risk

Parallel – Maharam	
Workspaces	
66" wide	
100% recycled polyester	
TT03/901180-003	Fog
TT22/901180-022	Sterling
TT23/901180-023	Linen
TT24/901180-024	Pea
TT27/901180-027	Boulder
TT28/901180-028	Stream
TT29/901180-029	Shiitake
TT32/901180-032	Brandy
TT33/901180-033	Crater
TT36/901180-036	Quail

Price Category F

Apt – Maharam	
Ancillary/Seating	
54" wide	
100% polyurethane/silicone	
Ink-resistant protective top coat	
Polyester backing	
82T12/466392-012	Iris
82T13/466392-013	Nocturnal
82T14/466392-014	Fluid
82T15/466392-015	Eden
82T16/466392-016	Galactic
82T17/466392-017	Shoreline
82T18/466392-018	Jade
82T19/466392-019	Garden
82T20/466392-020	Botanic
82T21/466392-021	Chartreuse
82T23/466392-023	Lyric
82T24/466392-024	Turmeric
82T25/466392-025	Bengal
82T26/466392-026	Core
82T27/466392-027	Mantle
82T28/466392-028	Sorbet
82T32/466392-032	Oak
82T33/466392-033	Castle
82T34/466392-034	Follow
82T35/466392-035	Elixir
82T36/466392-036	Charm
82T37/466392-037	Descend
82T38/466392-009	Sketch
82T39/466392-010	Glacier
82T40/466392-031	Fortress
82T41/466392-030	Lotus
82T42/466392-001	Coconut
82T43/466392-011	Cobblestone
82T44/466392-029	Bloom
82T45/466392-022	Crepe
82T46/466392-006	Hickory
82T47/466392-007	Constellation
82T48/466392-008	Labyrinth
82T49/466392-002	Vibe
82T50/466392-003	Stampede
82T51/466392-004	Lumber
82T52/466392-005	Gingerbread

Appendix: Textile Colors

- Maharam textiles are on assigned lead times [A](#).
- Fabric numbers are listed as Herman Miller fabric number/Maharam fabric number.

Price category F continued on next page

continued

continued

Ledger – Maharam	
Ancillary/Seating	
54" wide	
100% polyurethane	
V9G1/463770-001	001
V9G2/463770-002	002
V9G3/463770-003	003
V9G4/463770-004	004
V9GG/463770-017	017
V9GQ/463770-025	025
V9GS/463770-026	026
V9GU/463770-028	028
V9GV/463770-029	029
V9GW/463770-030	030
V9GX/463770-031	031
V9GY/463770-032	032
V9G18/463770-042	042
V9G19/463770-043	043
V9G20/463770-044	044
V9G21/463770-045	045
V9G22/463770-046	046

- Maharam textiles are on assigned lead times [A](#).
- Fabric numbers are listed as Herman Miller fabric number/Maharam fabric number.

Textile Colors

continued

Price Category F

continued

Loop - Maharam	
Ancillary/Seating	
57" wide	
48% post-industrial recycled polyester	
26% polyester	
26% post-consumer recycled polyester	
PFOA-Free stain resistant	
Acrylic Backing	
ZLL01/466469-001	Opossum
ZLL02/466469-002	Foundation
ZLL03/466469-003	Naval
ZLL04/466469-004	Buoyant
ZLL05/466469-005	Mockingbird
ZLL06/466469-006	Dynasty
ZLL07/466469-007	Zori
ZLL08/466469-008	Wildfire
ZLL09/466469-009	Floral
ZLL10/466469-010	Penguin

Multiply - Maharam	
Ancillary/Seating	
58" wide	
57% post-consumer recycled polyester	
43% post-industrial recycled polyester	
PFOA-Free stain resistant	
Acrylic Backing	
82A01/466341-001	Winter
82A02/466341-002	Encore
82A03/466341-003	Swing
82A04/466341-004	Contrast
82A05/466341-005	Sterling
82A06/466341-006	Daze
82A07/466341-007	Sway
82A08/466341-008	Sailor
82A09/466341-009	Mystique
82A10/466341-010	Deep
82A11/466341-011	Craft
82A12/466341-012	Town
82A13/466341-013	Limit
82A14/466341-014	Tamale

Pitch - Maharam	
Ancillary	
54" wide	
100% vinyl	
ZPC04/466186-004	Pollen
ZPC07/466186-007	Apple
ZPC11/466186-011	Voyage
ZPC12/466186-012	Turquoise
ZPC14/466186-014	Inlet
ZPC15/466186-015	Captain
ZPC16/466186-016	Aura
ZPC17/466186-017	Coastal
ZPC18/466186-018	Fog
ZPC19/466186-019	Coal
ZPC21/466186-021	Mulberry
ZPC24/466186-024	Flame
ZPC26/466186-026	Tumbleweed
ZPC29/466186-029	Subtle
ZPC30/466186-030	Buff

Pepper - Maharam	
Ancillary/Seating	
58" wide	
49% polyester	
41% post-industrial recycled polyester	
10% post-consumer recycled polyester	
PFOA-Free stain resistant	
Acrylic Backing	
8LW01/466486-001	Dojo
8LW02/466486-002	Marengo
8LW03/466486-003	Harlequin
8LW04/466486-004	Pavlova
8LW06/466486-006	Achiote
8LW07/466486-007	Essence
8LW08/466486-008	Genome
8LW09/466486-009	Myriad
8LW10/466486-010	Terrarium

Scuba - Maharam	
Ancillary	
54" wide	
100% polyurethane	
V9B1/464930-001	Vanilla
V9B5/464930-005	Chinchilla
V9B6/464930-006	Mahogany
V9B7/464930-007	Jet
V9B8/464930-008	Charcoal
V9B9/464930-009	Dolphin
V9BA/464930-010	Drizzle
V9BC/464930-012	Conifer
V9BD/464930-013	Bottle
V9BF/464930-015	Tourmaline
V9BG/464930-016	Sapphire
V9BH/464930-017	Electric
V9BL/464930-020	Cabernet
V9BM/464930-021	Brick
V9BN/464930-022	Coral
V9BP/464930-023	Autumn

Strum - Maharam	
Ancillary/Seating	
54" wide	
100% polyurethane with silane-based antimicrobial	
Z3301/466122-001	Overcast
Z3302/466122-002	Ridge
Z3304/466122-004	Pigeon
Z3307/466122-007	Bur
Z3308/466122-008	Abalone
Z3312/466122-012	Lemongrass

Price Category G

Compound - Maharam	
Ancillary/Seating	
54" wide	
100% polyurethane with silane-based antimicrobial	
ZC201/466196-001	Quartz
ZC203/466196-003	Weathered
ZC204/466196-004	Cliff
ZC205/466196-005	Espresso
ZC206/466196-006	Smolder
ZC207/466196-007	Blaze
ZC208/466196-008	Mandarin
ZC209/466196-009	Maple
ZC210/466196-010	Perennial
ZC211/466196-011	Mountainside
ZC212/466196-012	Tundra
ZC213/466196-013	Manatee
ZC214/466196-014	Marine
ZC215/466196-015	Twilight
ZC216/466196-016	Shelter
ZC217/466196-017	Vessel
ZC218/466196-018	Smoke
ZC219/466196-019	Fog

Fluent Crypton - Maharam	
Ancillary	
54" wide	
52% polyester	
31% post-industrial recycled polyester	
17% post-consumer recycled polyester	
ZFC01/466073-001	Lynx
ZFC12/466073-012	Bayou
ZFC13/466073-013	Bottle
ZFC14/466073-014	Cadet
ZFC22/466073-022	Turf
ZFC24/466073-024	Steady

Price category G continued on next page

- Maharam textiles are on assigned lead times [A](#).
- Fabric numbers are listed as Herman Miller fabric number/Maharam fabric number.

Textile Colors

continued

Price Category G

continued

Fold - Maharam
Seating
54" wide
100% polyurethane
Polyester backing
ZF101/466292-001 Jet
ZF102/466292-002 Chalk
ZF103/466292-003 Smoke
ZF105/466292-005 Fatigue
ZF106/466292-006 Splash
ZF107/466292-007 Apple
ZF108/466292-008 Moss
ZF110/466292-010 Midnight

Gild - Maharam
Ancillary/Seating
54" wide
100% non-phthalate vinyl
Ink-resistant protective top coat
Polyester backing
8AR01/466432-005 Grapevine
8AR02/466432-009 Frosting
8AR03/466432-007 Smokey
8AR04/466432-003 Skylight
8AR05/466432-011 Sandstone
8AR06/466432-004 Hurricane
8AR07/466432-002 Wreath
8AR08/466432-001 Rainforest
8AR09/466432-012 Fudge
8AR10/466432-010 Lantern
8AR11/466432-006 Planet
8AR12/466432-008 Reflection

Pare – Maharam
Ancillary/Seating
54" wide
52% wool
26% polyester
22% nylon
PFOA-free stain resistant finish
ZPR01/466359-001 Polaris
ZPR04/466359-004 Fresco
ZPR06/466359-006 Wink
ZPR07/466359-007 Concord
ZPR08/466359-008 Strawberry
ZPR09/466359-009 Solar
ZPR10/466359-010 Amulet
ZPR11/466359-011 Zest
ZPR12/466359-012 Elmwood
ZPR13/466359-013 Thyme
ZPR17/466359-017 Blueberry

Runner - Maharam
Ancillary/Seating
54" wide
57% post-industrial
recycled polyester
43% post-consumer
recycled polyester
ZRF01/466108-001 Bluff
ZRF03/466108-003 Grove
ZRF04/466108-004 Starboard
ZRF05/466108-005 Plot
ZRF06/466108-006 Carousel

Sudden – Maharam
Ancillary
54" wide
100% polyurethane
ZSD02/463000-002 002
ZSD03/463000-003 003
ZSD05/463000-005 005
ZSD06/463000-006 006
ZSD07/463000-007 007
ZSD08/463000-008 008
ZSD09/463000-009 009
ZSD10/463000-010 010
ZSD11/463000-011 011
ZSD13/463000-013 013
ZSD15/463000-015 015
ZSD16/463000-016 016
ZSD17/463000-017 017
ZSD18/463000-018 018
ZSD19/463000-019 019
ZSD20/463000-020 020
ZSD24/463000-024 024
ZSD27/463000-027 027
ZSD36/463000-036 036

Price Category H

Anagram - Maharam
Ancillary
54" wide
42% cotton
32% polyester
26% nylon
ZAN01/466067-001 Quarry
ZAN02/466067-002 Hush
ZAN03/466067-003 Electric
ZAN04/466067-004 Range
ZAN05/466067-005 Settle

Circles — Maharam
Ancillary/Seating
55" wide
70% cotton
30% polyester
ZT01/458310-001 Khaki
ZT02/458310-002 Fatigue
ZT03/458310-003 Document
ZT04/458310-004 Engine

Dot Pattern — Maharam
Ancillary/Seating
55" wide
71% cotton
29% polyester
ZK01/458300-001 Document
ZK02/458300-002 Taupe
ZK04/458300-004 Red
ZK05/458300-005 Navy

Mechanism – Maharam
Ancillary
54" wide
100% polyester
ZMC01/465952-001 Mercury
ZMC10/465952-010 Pearl
ZMC11/465952-011 Bronze
ZMC13/465952-013 Titanium
ZMC15/465952-015 Tangerine
ZMC17/465952-017 Sprout

Price category H continued on next page

- Maharam textiles are on assigned lead times [A](#).
- Fabric numbers are listed as Herman Miller fabric number/Maharam fabric number.

Textile Colors

continued

Price Category H

continued

Mister – Maharam

Ancillary
54" wide
67% solution-dyed acrylic
33% solution-dyed polyester
ZMG01/466178-001 Breeze
ZMG04/466178-004 Enliven
ZMG05/466178-005 Notice
ZMG06/466178-006 Azurite

Regatta – Maharam

Ancillary
54" wide
65% solution-dyed acrylic
35% solution-dyed polyester
ZRT01/466189-001 Drift
ZRT02/466189-002 Parasol
ZRT04/466189-004 Swell

Small Dot Pattern — Maharam

Ancillary/Seating
55" wide
71% cotton
29% polyester
ZL01/458320-001 Document
ZL02/458320-002 Sand
ZL03/458320-003 Khaki
ZL04/458320-004 Taupe
ZL05/458320-005 Charcoal
ZL06/458320-006 Document
Reverse
ZL07/458320-007 Red
ZL08/458320-008 Yellow
ZL09/458320-009 Green

Price Category I

Colorwheel – Maharam

Ancillary
54" wide
62% cotton
38% solution-dyed
post-industrial recycled nylon
ZCW02/466163-002 Pumice
ZCW03/466163-003 Viridian
ZCW06/466163-006 Charcoal
ZCW07/466163-007 Carbon

Cursive – Maharam

Ancillary/Seating
54" wide
67% solution-dyed acrylic
33% solution-dyed polyester
PFOA-Free stain resistant
7CW01/466335-001 Fast
7CW03/466335-003 Beachcomb
7CW05/466335-005 Swift
7CW07/466335-007 Inkwell
7CW08/466335-008 Rubber

Passage - Maharam

Ancillary
54" wide
100% polyester
59P01/466614-001 Mirage
59P02/466614-002 Poolside
59P03/466614-003 Cascade
59P04/466614-004 Lacinato
59P05/466614-005 Overstory
59P06/466614-006 Celadon
59P07/466614-007 Echo
59P08/466614-008 Bentonite
59P09/466614-009 Buttercup
59P10/466614-010 Maple
59P11/466614-011 Blossom
59P12/466614-012 Cloudberry
59P13/466614-013 Contessa
59P14/466614-014 Claret
59P15/466614-015 Katana

Study - Maharam

Ancillary/Seating
54" wide
73% solution-dyed acrylic
27% solution-dyed polyester
ZSY01/466269-001 001
ZSY02/466269-002 002
ZSY03/466269-003 003
ZSY04/466269-004 004
ZSY05/466269-005 005

Tracery – Maharam

Ancillary
52" wide
34% solution-dyed nylon
26% wool
21% polyester
19% cotton
acrylic backing
PFOA-free stain resistant finish
ZT501/466372-001 Birch
ZT502/466372-002 Sterling
ZT503/466372-003 Flint
ZT504/466372-004 Indigo
ZT505/466372-005 Arctic
ZT506/466372-006 Kelp
ZT507/466372-007 Melon
ZT508/466372-008 Poppy
ZT509/466372-009 Copper
ZT510/466372-010 Papaya
ZT511/466372-011 Sepia

Price Category J

Fluted Silk – Maharam

Ancillary
54" wide
85% silk
8% cotton
7% acrylic
ZFK02/465982-002 Tarnish
ZFK05/465982-005 Calm
ZFK06/465982-006 Flaxen
ZFK10/465982-010 Noticed
ZFK11/465982-011 Moody
ZFK12/465982-012 Constant
ZFK13/465982-013 Seed
ZFK14/465982-014 Eternal
ZFK15/465982-015 Honor
ZFK17/465982-017 Cranach
ZFK20/465982-020 Discreet

Mikado – Maharam

Ancillary
54" wide
79% cotton
21% polyester
V1901/459330-001 Umber
V1902/459330-002 Orange
V1903/459330-003 Ultramarine
V1904/459330-004 Pink
V1905/459330-005 Sepia

Price category J continued on next page

- Maharam textiles are on assigned lead times [A](#).
- Fabric numbers are listed as Herman Miller fabric number/Maharam fabric number.

Textile Colors

continued

Price Category J

continued

Trestle - Maharam	
Ancillary	
54" wide	
36% acrylic	
32% wool	
23% cotton	
9% polyester	
3WG01/466613-001	Loam
3WG02/466613-002	Rift
3WG03/466613-003	Fuse
3WG04/466613-004	Cumulus
3WG05/466613-005	Strand
3WG06/466613-006	Pomelo
3WG07/466613-007	Tawny
3WG08/466613-008	Sunstone
3WG09/466613-009	Kindling
3WG10/466613-010	Sidecar
3WG11/466613-011	Beak
3WG12/466613-012	Ficus
3WG13/466613-013	Hinge
3WG14/466613-014	Bluefish
3WG15/466613-015	Oblivion

Price Category K

Checker – Maharam	
Ancillary	
55" wide	
77% cotton	
23% polyester	
V1201/459830-001	Emerald Light/ Ivory
V1204/459830-004	Ultramarine/ Emerald
V1206/459830-007	Sienna Dark/ Khaki
V1207/459830-008	Black/White
V1209/459830-009	Ultramarine/ Turquoise
V1210/459830-010	Blue Gray/ Emerald
V1211/459830-011	Olive/Pink
V1212/459830-012	Magenta/ Orange
V1213/459830-013	Crimson/ Orange

Checker Split – Maharam	
Ancillary	
55" wide	
77% cotton	
23% polyester	
V1301/460290-01	Black/White

Double Triangles – Maharam	
Ancillary	
55" wide	
77% cotton	
23% polyester	
V1401/459840-001	Black/White

Facets – Maharam	
Ancillary	
55" wide	
77% cotton	
23% polyester	
V1501/459850-001	Black/White

Isa – Maharam	
Ancillary	
59" wide	
85% wool	
15% nylon	
VKZ01/466624-001	Bashful
VKZ02/466624-002	Median
VKZ03/466624-003	Observe
VKZ04/466624-004	Plains
VKZ05/466624-005	Drawn
VKZ06/466624-006	Connect
VKZ07/466624-007	Fennel
VKZ08/466624-008	Skyward
VKZ09/466624-009	Oceanic
VKZ10/466624-010	Neptune
VKZ11/466624-011	Sprint
VKZ12/466624-012	Ledge
VKZ13/466624-013	Surround
VKZ14/466624-014	Foretell
VKZ15/466624-015	Lory
VKZ16/466624-016	Dear
VKZ17/466624-017	Foxtrot
VKZ18/466624-018	Sincere
VKZ19/466624-019	Begonia

Optik – Maharam	
Ancillary	
55" wide	
76% cotton	
24% polyester	
ZQP01/459960-001	Sun Yellow/ Orange
ZQP06/459960-006	White/Black

Unisol – Maharam	
Ancillary	
55" wide	
61% rayon	
21% polyester	
18% cotton	
ZUN01/461160-001	Black/ White

Price Category L

Exaggerated Plaid – Maharam	
Ancillary	
59" wide	
100% wool	
ZEP01/466039-001	Glen
ZEP02/466039-002	Brae
ZEP03/466039-003	Firth

Geometri – Maharam	
Ancillary	
55" wide	
77% cotton	
23% polyester	
ZGM02/459970-002	Red/ Carmine
ZGM03/459970-003	Lilac/Blue
ZGM04/459970-004	White/ Black

Jacobs Coat – Maharam	
Ancillary	
54" wide	
92% wool	
8% nylon	
V1601/462270-001	Multicolored Bright *
V1602/462270-002	Multicolored Neutral

* Color available on Girard Color Wheel Ottoman.

Millerstripe – Maharam	
Ancillary	
54" wide	
92% wool	
8% rayon	
V1701/462250-001	Multicolored Bright
V1702/462250-002	Multicolored Neutral

Price category L continued on next page

- Maharam textiles are on assigned lead times [A](#).
- Fabric numbers are listed as Herman Miller fabric number/Maharam fabric number.

Textile Colors

continued

Price Category L

continued

Minicheck - Maharam
Seating
55" wide
78% cotton
22% polyester
PFOA-Free stain resistant finish
ZMK01/466268-001 Black/ White

Monk's Wool – Maharam
Ancillary
54" wide
96% wool
4% nylon
ZMW01/457301-001 Tusk
ZMW03/457301-003 Slate
ZMW05/457301-005 Cherokee

Pebble Wool – Maharam
Ancillary
54" wide
90% wool
10% nylon
ZPW01/457401-001 Birch
ZPW10/457401-010 Cottage
ZPW13/457401-013 Eggshell
ZPW14/457401-014 Whisper
ZPW15/457401-015 Ceramic
ZPW16/457401-016 Seamist
ZPW17/457401-017 Armory
ZPW18/457401-018 Glaze
ZPW19/457401-019 Cordial

Pebble Wool Multi – Maharam
Ancillary
54" wide
97% wool
3% nylon
ZPM01/461200-001 Fawn
ZPM02/461200-002 Slate
ZPM05/461200-005 Moss
ZPM06/461200-006 Tabasco

Quatrefoil – Maharam
Ancillary
54" wide
75% cotton
25% nylon
V2101/459350-001 Silver
V2102/459350-002 Pink
V2103/459350-003 Crimson
V2104/459350-004 Emerald
V2105/459350-005 Violet

Repeat Classic Stripe – Maharam
Ancillary
55" wide
47% cotton
27% rayon
26% polyester
ZRS01/462170-001 Inca
ZRS02/462170-002 Pistachio
ZRS03/462170-003 Poppy
ZRS04/462170-004 Cadet
ZRS05/462170-005 Peacock

Repeat Dot Ring – Maharam
Ancillary
55" wide
75% cotton
25% polyester
ZRR01/462150-001 Gold
ZRR04/462150-004 Pink
ZRR05/462150-005 Coral
ZRR07/462150-007 Gold
Reverse
ZRR10/462150-010 Pink
Reverse
ZRR11/462150-011 Coral
Reverse

Stripes - Maharam
Ancillary
56" wide
92% wool
8% nylon
ZSP01/463980-001 001
ZSP02/463980-002 002
ZSP03/463980-003 003
ZSP04/463980-004 004
ZSP05/463980-005 005
ZSP06/463980-006 006
ZSP07/463980-007 007
ZSP08/463980-008 008
ZSP09/463980-009 009
ZSP10/463980-010 010

Toostripe – Maharam
Ancillary
54" wide
92% wool
8% nylon
V2201/462260-001 Orange Dark/ Crimson Dark
V2202/462260-002 Black/ Raw Umber
V2203/462260-003 Ochre Dark/ Sienna

Price Category M

Fruit - Maharam
Seating
54" wide
55% cotton
32% nylon
13% post-consumer recycled polyester
PFOA-Free stain resistant finish
Acrylic backing
ZF201/466262-001 Opal
ZF202/466262-002 Lime
ZF203/466262-003 Olive
ZF204/466262-004 Sky
ZF207/466262-007 Russet

Names – Maharam
Ancillary
55" wide
73% cotton
27% polyester
V1801/462510-001 Crimson On White
V1802/462510-002 Ultramarine On White
V1803/462510-003 Black On White

Price category M continued on next page

Appendix: Textile Colors

- Maharam textiles are on assigned lead times [A](#).
- Fabric numbers are listed as Herman Miller fabric number/Maharam fabric number.

Textile Colors

continued

Appendix: Textile Colors

Price Category M

continued

Ottoman Stripe – Maharam		
Ancillary		
58" wide		
92% wool		
8% nylon		
ZQN01/466142-001	Brass	
ZQN02/466142-002	Cocoa	
ZQN03/466142-003	Dusk	
ZQN04/466142-004	Pistachio	
ZQN05/466142-005	Apricot	

Pressed Plaid – Maharam		
Ancillary		
54" wide		
100% wool		
T1101/466181-001	001	
T1102/466181-002	002	
T1103/466181-003	003	
T1104/466181-004	004	
T1105/466181-005	005	
T1106/466181-006	006	

Wool Striae – Maharam		
Ancillary		
54" wide		
100% wool		
T1201/466184-001	001	
T1202/466184-002	002	
T1203/466184-003	003	
T1204/466184-004	004	
T1205/466184-005	005	
T1206/466184-006	006	
T1207/466184-007	007	

Price Category N

Alpaca Epinglé - Maharam		
Ancillary		
55" wide		
100% alpaca		
ZAE01/465902-001	Vellum	
ZAE02/465902-002	Slate	
ZAE06/465902-006	Graphite	
ZAE07/465902-007	Beignet	

Alpaca Velvet - Maharam		
Ancillary		
54" wide		
100% alpaca		
ZAV01/465901-001	Alpine	
ZAV06/465901-006	Charcoal	
ZAV07/465901-007	Pewter	
ZAV08/465901-008	Squash	
ZAV09/465901-009	Wallaby	
ZAV10/465901-010	Brunia	

Bespoke Stripe - Maharam		
Ancillary		
56" wide		
100% wool		
ZBP01/463540-001	Navy	
ZBP02/463540-002	Tobacco	
ZBP03/463540-003	Chocolate	
ZBP04/463540-004	Charcoal	
ZBP05/463540-005	Black	
ZBP06/463540-006	Pewter	

Herringbone Stripe - Maharam		
Ancillary		
57" wide		
100% wool		
ZKP01/465945-001	Granite	
ZKP02/465945-002	Espresso	
ZKP03/465945-003	Graphite	
ZKP04/465945-004	Indigo	
ZKP05/465945-005	Raven	

Price Category O

Point – Maharam		
Ancillary		
53" wide		
97% rayon		
3% nylon		
ZPT01/466090-001	Ivory and Ember	
ZPT02/466090-002	Black and Coral	
ZPT03/466090-003	Slate and Khaki	
ZPT04/466090-004	Black and Cobalt	
ZPT05/466090-005	Black and Khaki	
ZPT06/466090-006	Slate and Mandarin	
ZPT07/466090-007	Slate and Black	
ZPT08/466090-008	Brick and Greige	
ZPT09/466090-009	Gold and Black	
ZPT10/466090-010	Greige and Peat	
ZPT11/466090-011	Peat and Mandarin	
ZPT12/466090-012	Crimson	
ZPT13/466090-013	Mandarin	
ZPT14/466090-014	Citrus	
ZPT15/466090-015	Grass	
ZPT16/466090-016	Cyan	
ZPT17/466090-017	Cobalt	

Wool Velvet - Maharam		
Ancillary		
54" wide		
100% wool		
ZWV01/466120-001	Plush	
ZWV02/466120-002	Subdue	
ZWV03/466120-003	Flagstone	
ZWV04/466120-004	Nori	
ZWV06/466120-006	Bridle	
ZWV07/466120-007	Covert	
ZWV08/466120-008	Gateway	

Bavaria Stripe – Maharam		
Ancillary		
55" wide		
77% polyester		
23% cotton		
ZBS02/466161-002	Unique	

- Maharam textiles are on assigned lead times. [A](#)
- Fabric numbers are listed as Herman Miller fabric number/Maharam fabric number.

Textile Colors

continued

Price Category P

Big Stripe – Maharam	
Ancillary	
55" wide	
92% wool	
8% nylon	
ZBR01/466174-001	Peacock
ZBR02/466174-002	Spring
ZBR03/466174-003	Umber
ZBR04/466174-004	Poppy
ZBR05/466174-005	Cobalt

Epinglé Stripe - Maharam	
Ancillary	
50" wide	
100% cotton	
ZES01/466007-001	Caramel
ZES02/466007-002	Lead
ZES03/466007-003	Violet
ZES04/466007-004	Mahogany
ZES05/466007-005	Olive

Layers Garden – Maharam	
Ancillary	
52" wide	
96% wool	
3% nylon	
1% polyester	
ZLY01/465916-001	Ivy/Bronze
ZLY02/465916-002	Putty/ Turquoise
ZLY03/465916-003	Pewter/ White
ZLY04/465916-004	Chocolate/ Lilac
ZLY05/465916-005	Peat/Copper

Layers Park – Maharam	
Ancillary	
52" wide	
95% wool	
3% nylon	
2% polyester	
ZLP01/465918-001	Ash/Snow
ZLP02/465918-002	Mineral/Sky
ZLP03/465918-003	Poppy/ Melon
ZLP04/465918-004	Indigo/ White
ZLP05/465918-005	Earth/Cobalt

Layers Vineyard Large – Maharam	
Ancillary	
52" wide	
95% wool	
3% nylon	
2% polyester	
ZLV01/465921-001	Ivory/Onyx
ZLV02/465921-002	Slate/Azure
ZLV03/465921-003	Loden/Sky
ZLV04/465921-004	Taupe/ Crimson
ZLV05/465921-005	Black/ Mahogany

Layers Vineyard Small – Maharam	
Ancillary	
52" wide	
92% wool	
5% polyester	
3% nylon	
ZLS01/465920-001	Ochre/White
ZLS02/465920-002	Scarlet/ Peony
ZLS03/465920-003	Taupe/Violet
ZLS04/465920-004	Jade/ Turquoise
ZLS05/465920-005	Ginger/Rose

Mohair Supreme - Maharam	
Ancillary	
54" wide	
100% mohair	
ZMS02/451801-072	Stonehenge
ZMS06/451801-112	Slate *
ZMS07/451801-113	Rich Chocolate *
ZMS09/451801-126	Cayenne
ZMS10/451801-127	Cognac
ZMS12/451801-129	Peat *
ZMS15/451801-133	Abyss
ZMS16/451801-134	Intrigue
ZMS18/451801-136	Lupine *
ZMS28/451801-146	League
ZMS29/451801-147	Armory *
ZMS32/451801-150	Capiz
ZMS33/451801-151	Underneath
ZMS34/451801-152	Crescent
ZMS35/451801-153	National
ZMS36/451801-154	Rooftop
ZMS37/451801-155	Skewer
ZMS38/451801-156	Party
ZMS39/451801-157	Keepsake
ZMS40/451801-158	Travel
ZMS41/451801-159	Estate
ZMS42/451801-160	Grassland
ZMS43/451801-161	Limoncello
ZMS44/451801-162	Mango
ZMS45/451801-163	Doll
ZMS46/451801-164	Carousel
ZMS47/451801-165	Palette
ZMS48/451801-166	Brandy
ZMS49/451801-167	Aristocrat
ZMS50/451801-168	Soulmate
ZMS51/451801-169	Rosette
ZMS52/451801-170	Aviator
ZMS53/451801-171	Penny

* Colors available on Eames Lounge Chair and Ottoman.

Price Category Q

A Band Apart – Maharam	
Ancillary	
56" wide	
75% polyester	
25% cotton	
ZAB01/466000-001	Unique

Brushed Camel – Maharam	
Ancillary	
58" wide	
100% baby camel hair	
ZBA01/465977-001	Albino
ZBA02/465977-002	Natural

Deconstructed Rose – Maharam	
Ancillary	
55" wide	
65% polyester	
32% cotton	
3% rayon	
ZDS01/466086-001	Golden
ZDS02/466086-002	Vivid
ZDS03/466086-003	Earthen

Massive Paisley – Maharam	
Ancillary	
57" wide	
76% polyester	
24% cotton	
ZMV01/465915-001	Ash
ZMV03/465915-003	Cardinal
ZMV06/465915-006	Night

The Firm – Maharam	
Ancillary	
56" wide	
75% polyester	
25% cotton	
ZTF03/465999-003	Unique

- Maharam textiles are on assigned lead times. ^A
- Fabric numbers are listed as Herman Miller fabric number/Maharam fabric number.

Textile Colors

continued

Appendix: Textile Colors

Price Category R

Borders – Maharam
Ancillary
53” wide
98% wool
2% polyester
ZBB01/466082-001 Natural
ZBB02/466082-002 Greige
ZBB03/466082-003 Charcoal
ZBB04/466082-004 Walnut

Stow Leather - Maharam
Ancillary
approx. 50 sq. ft. per hide
100% leather
protective top coat
ZSV01/700014-001 Opera
ZSV02/700014-002 Japonica
ZSV03/700014-003 Masquerade
ZSV04/700014-004 Laguna
ZSV05/700014-005 Jettison
ZSV06/700014-006 Razor
ZSV07/700014-007 Holiday
ZSV08/700014-008 Patchouli
ZSV09/700014-009 Macrame
ZSV10/700014-010 Grace
ZSV11/700014-011 Seraphim
ZSV12/700014-012 Ricotta
ZSV13/700014-013 Neroli
ZSV14/700014-014 Sultana
ZSV15/700014-015 Sundance
ZSV16/700014-016 Quince
ZSV17/700014-017 Babka
ZSV18/700014-018 Maitake
ZSV19/700014-019 Mercer
ZSV20/700014-020 Gaucho
ZSV21/700014-021 Chia
ZSV22/700014-022 Vanguard
ZSV23/700014-023 Zone
ZSV24/700014-024 Zeppelin

Price Category S

Bavaria – Maharam
Ancillary
55” wide
73% polyester
27% cotton
ZBV01/466162-001 Unique

Price Category T

All Grain Leather – Edelman
Ancillary
approx. 50 sq. ft. per hide
100% full-grain Aniline-dye cowhide
VB01/AG01 Pitch Brown
VB02/AG02 White
VB03/AG03 Cloud
VB04/AG04 Shadow
VB05/AG05 Black
VB06/AG06 Baked Bean
VB07/AG07 Mildew
VB08/AG08 Soot
VB09/AG09 Blue Jeans
VB10/AG10 Merlot
VB11/AG11 Nutmeg
VB12/AG12 Butter
VB13/AG13 Cherry
VB14/AG14 Burnt Orange
VB15/AG15 Whiskey
VB17/AG17 Raw Silk
VB18/AG18 Balsa
VB19/AG19 Naturale
VB21/AG21 Greige
VB22/AG27 Latte
VB23/AG28 Coral
VB24/AG29 Rose
VB25/AG30 Zinnia
VB26/AG31 Iris
VB27/AG32 Daffodil

Hours – Maharam
Ancillary
56” wide
95% wool
3% nylon
2% rayon
ZKR01/466092-001 Day
ZKR02/466092-002 Night

- Maharam textiles are on assigned lead times. ^A
- Fabric numbers are listed as Herman Miller fabric number/Maharam fabric number.

Textile Colors

continued

Price Category U	Price Category V-W	Price Category X	Price Category Y
<div>Layers Garden Double – Maharam</div> <div>Ancillary</div> <div>52” wide</div> <div>96% wool</div> <div>3% nylon</div> <div>1% polyester</div> <div>ZLD01/465917-001 Ash/</div> <div>Quartz/</div> <div>Grass</div> <div>ZLD02/465917-002 Earth/</div> <div>Chocolate/</div> <div>Coral</div> <div>ZLD03/465917-003 Black/</div> <div>Navy/</div> <div>Cobalt</div> <div>Layers Park Double – Maharam</div> <div>Ancillary</div> <div>52” wide</div> <div>96% wool</div> <div>3% nylon</div> <div>1% polyester</div> <div>ZLB01/465919-001 Mineral/</div> <div>Taupe/</div> <div>Lemon</div> <div>ZLB02/465919-002 Sienna/</div> <div>Ginger/</div> <div>Rose</div> <div>ZLB03/465919-003 Black/</div> <div>Peat/</div> <div>Copper</div>	No fabrics available at this time.	<div>Eden – Maharam</div> <div>Ancillary</div> <div>56” wide</div> <div>83% polyester</div> <div>17% cotton</div> <div>ZED01/466258-001 001</div> <div>ZED02/466258-002 002</div> <div>ZED03/466258-003 003</div> <div>ZED04/466258-004 004</div> <div>ZED05/466258-005 005</div> <div>Foliage – Maharam</div> <div>Ancillary</div> <div>56” wide</div> <div>75% polyester</div> <div>25% cotton</div> <div>ZFG02/466257-002 002</div> <div>ZFG04/466257-004 004</div> <div>ZFG05/466257-005 005</div>	<div>Industry – Maharam</div> <div>Ancillary</div> <div>55” wide</div> <div>80% polyester</div> <div>20% cotton</div> <div>ZND01/466255-001 001</div>

- Maharam textiles are on assigned lead times. A
- Fabric numbers are listed as Herman Miller fabric number/Maharam fabric number.

Textile Colors

continued

Price Category Z

Agency – Maharam	
Ancillary	
55" wide	
75% polyester	
25% cotton	
ZAG02/466001-002	002
ZAG04/466001-004	004
ZAG05/466001-005	005
ZAG06/466001-006	006
ZAG07/466001-007	007
ZAG08/466001-008	008

Price Category 10M

Pace Leather – Maharam	
Ancillary	
approx. 50 sq. ft. per hide	
100% leather	
ZPA01/700011-001	Whisper
ZPA02/700011-002	Shy
ZPA03/700011-003	Granite
ZPA04/700011-004	Misty
ZPA05/700011-005	Studio
ZPA06/700011-006	Throne
ZPA07/700011-007	Proper
ZPA08/700011-008	Huron
ZPA09/700011-009	Darkroom
ZPA10/700011-010	Bark
ZPA11/700011-011	Raspberry
ZPA12/700011-012	Sangria
ZPA13/700011-013	Admiral
ZPA14/700011-014	Juniper
ZPA15/700011-015	Regal
ZPA16/700011-016	Vapor
ZPA17/700011-017	Valley
ZPA18/700011-018	Bushel
ZPA19/700011-019	Heirloom
ZPA20/700011-020	Palomino
ZPA21/700011-021	Bamboo
ZPA22/700011-022	Saffron
ZPA23/700011-023	Tearose
ZPA24/700011-024	Canyon
ZPA25/700011-025	Bistro
ZPA26/700011-026	Toffee
ZPA27/700011-027	Rodeo
ZPA28/700011-028	Mudslide
ZPA29/700011-029	Greige
ZPA30/700011-030	Reflection
ZPA31/700011-031	Pure
ZPA32/700011-032	Desert
ZPA33/700011-033	Griffin
ZPA34/700011-034	Urbane
ZPA35/700011-035	Woodrose

- Maharam textiles are on assigned lead times. ^A
- Fabric numbers are listed as Herman Miller fabric number/Maharam fabric number.

For more information about our products and services or to see a list of dealers, please visit us at HermanMiller.com or call (800) 851 1196.

© 2025 Herman Miller, Inc., Zeeland, Michigan

Distribution Rights

Working together since 1956, Herman Miller and Vitra are the authentic sources of designs by Charles and Ray Eames, Alexander Girard, and George Nelson. All the designs shown in this book are protected by law. Herman Miller has obtained all rights to make and sell these designs. Also, Herman Miller holds exclusive worldwide manufacturing and distribution rights for these products with the following exceptions:

Charles and Ray Eames, George Nelson, and Alexander Girard—Worldwide distribution rights for furniture in all areas except Europe and the Middle East. For those areas, please contact Vitra.

Isamu Noguchi—Worldwide distribution rights for the Noguchi Rudder Table. Distribution rights for the Noguchi Table in North America and Central America only. For all other areas, please contact Vitra.

Magis—Exclusive distribution rights in the US and Canada. For all other areas, please contact Magis.

© HermanMiller, 3D Intelligent, 8Z Pellicle, AO, Action Office, Aeron, Aside, Bubble Lamps, Canvas Office Landscape, Caper, Celle, Cosm, Co/Struc, Daisyone, Distil, Eames, Eco-Dematerialized, Embody, Envelop, Ethospace, Exclave, Fine-Tune, FlexFront, Flo, Formcoat, Formwork, Ground Cloth, Intent, Kinemat, Layout Studio, Lino, Live Unframed, Living Office, Maharam, Meridian, Mirra, Motia, Nelson, Pari, Pellicle, Perspectives, Plex, PostureFit, PostureFit SL, Public Office Landscape, Sayl, Setu, Striad, Tu, Ubi, Verus, Wishbone, Y-Tower and Zeph are among the registered trademarks of Herman Miller, Inc., and its owned subsidiaries.

™ About Face, AireWeave, Airia, Ambit, Asari Chair by HermanMiller, Backfit, Bubbletack, Burdick Group, Butterfly Back, Canvas Vista, Cellular Suspension, Commend, Compass, Connect, DOT, Duracare, Durawrap, EnhancedAccess, Everywhere, Flex-Edge, Flute, Harmonic, Headway, Herman Miller Select, Hopsak 2, Iota, Keyless Entry, Latitude, Logic Mini, Logic Power Access Solutions, Lyriss, Lyriss 2, Made-to-Measure Storage, Mora, Multiscrim, Nevi, OE1, OE1 Workspace Collection, Overlay, Pixelated Support, Pronta, Renew, Sense, Soft Pad, Stackable, Stackable Storage, Swoop, Thrive, Tone, TriFlex, Twist and Wireframe are among the trademarks of Herman Miller, Inc., and its owned subsidiaries.

SM Herman Miller Options is among the service marks of Herman Miller, Inc.

AAP™ is a trademark of Extron Electronics.

Alexander Girard® is a registered trademark of The Alexander Girard Estate.

Chemsurf® is a registered trademark of Wilsonart International.

Corian® is a registered trademark of E. I. du Pont de Nemours and Company Corporation.

Crypton® is a registered trademark of Crypton, Inc.

DACRON® is a registered trademark of INVISTA S.a r.l.

Danzer® is a registered trademark of Danzer Holding AG.

Decora® is a registered trademark of Leviton Manufacturing Co., Inc.

Edelman® Leather is a registered trademark of Edelman Leather, Inc.

Extron® is a registered trademark of RGB Systems, Inc.

FENIX NTM® is a registered trademark of Arpa Industriale S.p.A.

FLEXNET™ is a trademark of Milliken & Company.

Floor Saver Glide® is a registered trademark of Carpin Manufacturing, Inc.

Forest Stewardship Council® is a registered trademark of the Forest Stewardship Council A.C. (FSC). We are FSC® certified (FSC® C102895).

FSC® is a registered trademark of the Forest Stewardship Council A.C. (FSC).

Geiger® is a registered trademark, and Bumper™, Saiba™, and Ward Bennett™ are trademarks, of Geiger International.

Hang-It-All® is a registered trademark of Lucia Eames Demetrios, d.b.a. Eames Office.

Holophane® is a registered trademark of Holophane.

Ingeo™ is a trademark of Cargill Dow LLC.

iPad® and Mac mini® are registered trademarks of Apple Inc.

Leviton® is a registered trademark of Leviton Manufacturing Co., Inc.

LifeSize® is a registered trademark of LifeSize Communications, Inc.

Lisocore® is a registered trademark of Pyrus Panels GmbH.

Logitech G® is a registered trademark of Logitech International S.A.

Magis®, Bombo®, and Me Too® are registered trademarks of Magis S.p.A.

MicrobeCare™ is a trademark of Parasol Medical LLC.

Microsoft® and Natural® Keyboard are registered trademarks of Microsoft Corporation.

Noguchi® and the Noguchi table configuration (trade dress) are registered trademarks, and Rudder Table™ is a trademark, of The Isamu Noguchi Foundation and Garden Museum.

Place Textiles® is a registered trademark of Place Textiles.

Sunbrella® is a registered trademark of Glen Raven, Inc.

SuperSeat™ is a trademark of Dahti Seating, a division of ITW.

Valor™ is among the trademarks owned by Nemschoff, Inc.