



Prices effective February 3, 2025

Published March 2025

Meridian® Storage Cases, Powered Storage, and Bookcases

Introduction	page 2
Meridian® Storage Cases, Powered Storage, and Bookcases	3
Storage Cases	5
Storage Lockers	26
Storage Case Tops	34
Keyless Locks	36
Powered Storage	39
Bookcases	85
Indices	95
By Name	95
By Number	97
Appendices	
20-Day or Less/Assigned Lead-Time Order Information	
Keyed-Alike Information	
Stain-to-Match Program	
Customer's Own Material/Customer's Own Leather Order Information-Cushion Tops	
Textiles Application Chart-Seating	
Textile Colors	
For the latest materials information, refer to the Materials pages on HermanMiller.com.	

A Note on the Organization of This Book

There are a few signals that will help you understand the organization of this book. Once you know them, you should be able to find your way around easily.

Like a newspaper, this book is formatted with columns of text and illustrations that run vertically.

Information wraps from one column to the next and continues for as many pages as it needs to.

Black bars are clues.

A black bar at the top of a page signals the start of information about a product.

This information is divided into two sections, each signaled by a black bar. Product Information includes a description, additional notes, and dimensional drawings. Specification Information, which always begins at the top of a column, includes a series of steps. Each step represents a decision you need to make in order to complete your product number. Steps must be followed sequentially. The number of pages needed to complete information on a product varies; some will be complete in one page; others may fill three or four pages. Just continue going through the steps until you run into the next product, signaled by the black bar at the top of the page.

Black tabs running along the outside edge of the page help you locate what section you are in or what section you want to go to. You can thumb forwards or backwards to find a section; tabs and text appear on both sides of the page.

The additional pages in the back of the book include the appendices and indices. They are signaled by a long black bar running along the outside edge of the page.

The index is presented two ways.

The first index is in alphabetical order by product name. It can be helpful if you are new to the products and numbering scheme or if you are looking for a type of product, such as work chair or round table.

The second index is by product number. It lists, in alphanumeric order, the base product number, typically a five-digit number.

General Information

This book is effective February 3, 2025, subject to change without notice. Products may be purchased from authorized Herman Miller dealers who will quote prices upon request. For more information about our products and services or to see a list of dealers, visit www.HermanMiller.com.


All prices are list prices. Additional services, such as planning services, design, storage, and installation, are not included and must be added to these prices when the additional services are requested.


Illustrations, specifications, and prices are based on the latest information at the time of publication. The right is reserved to make changes at any time without notice in prices, fabrics, finishes, materials, specifications, and models, and also to discontinue models and finishes.

Dimensions shown in the drawings are engineering drawing dimensions rounded up to the nearest 1/8". Product is shipped set up or knocked down. Products that include "Shipped knocked down" in the description require some assembly. If this statement does not appear in the description, the product is shipped assembled.

Service problems are normally handled by a Herman Miller authorized dealer. Where this cannot be accomplished on a local level, service problems should be referred to the Customer Care Representative for your region, Herman Miller, Inc., Zeeland, Michigan 49464.

20-Day or Less/Assigned Lead-Time Shipments

All products and options in this price book not designated by an Assigned Program icon  will ship in **20 business days or less** after being acknowledged by Herman Miller.

Products and options designated by an  are on the assigned lead-time program and may ship in 20 days, less than 20 days, or more than 20 days from order acknowledgement.

Storage Cases

Storage Lockers

Storage Case Tops

Keyless Locks

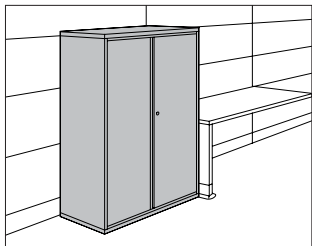
Powered Storage

Bookcases



Meridian® Standard-Pull Storage Case

46-30
46-36
46-42



Product Information

Description

This freestanding, lockable storage case has standard pulls, smooth steel, and is available in 3 widths, 2 depths, and 9 heights. It has a metal, cushion, laminate, or veneer top. The case has hinged doors that open to 110° and various interior configurations. 5 base heights are available; all bases include adjustable glides.

Actual storage case widths are 29⁷/₈", 35⁷/₈", or 41⁷/₈"; actual depths are 17⁷/₈" and 19⁷/₈". The 4³/₄"-high mobile base has a 1¹/₂"-high base frame with 3¹/₄"-high outset casters. The 2 swivel and 2 fixed casters must be field installed.

Notes

Coat rod with shelf option (WC) available only for 66" and 69"-high cases.

Coat rod with 3 shelves option (W) available only for 66" and 69"-high cases with T2 top.

Mobile base (B9) option available only on 26", 29", 38", and 42"-high cases.

Dimensional illustrations do not include all possible configurations.

The following chart shows vertical clearance between shelves:

Ht. code	Case ht.	Bottom	Mid-space(s)	Top space
26	23 ¹ / ₂ "	12 ¹ / ₈ "	N/A	8 ¹ / ₂ "
29	26 ¹ / ₄ "	12 ¹ / ₈ "	N/A	11 ³ / ₈ "
38	35 ¹ / ₄ "	12 ¹ / ₈ "	12 ¹ / ₁₆ "	7 ¹ / ₂ "
42	39 ³ / ₈ "	12 ¹ / ₈ "	12 ¹ / ₁₆ "	11 ¹ / ₂ "
50	47"	12 ¹ / ₈ "	(2) 12 ¹ / ₁₆ "	6 ¹ / ₄ "
55	52 ¹ / ₂ "	12 ¹ / ₈ "	(2) 12 ¹ / ₁₆ "	11 ³ / ₄ "
63	60 ¹ / ₈ "	12 ¹ / ₈ "	(3) 12 ¹ / ₁₆ "	6 ¹ / ₂ "
66	62 ⁷ / ₈ "	12 ¹ / ₈ "	(3) 12 ¹ / ₁₆ "	9 ¹ / ₄ "
69	65 ⁵ / ₈ "	12 ¹ / ₈ "	(3) 12 ¹ / ₁₆ "	12 ¹ / ₁₆ "

For cushion tops TC1 and TC2, a 1" metal top is included.

Cushion top accepts Customer's Own Material (COM). Yardage is estimated for nondirectional, 54"-wide fabrics. When ordering more than 1 cushion, round up total yardage requirement to next whole yard of fabric.

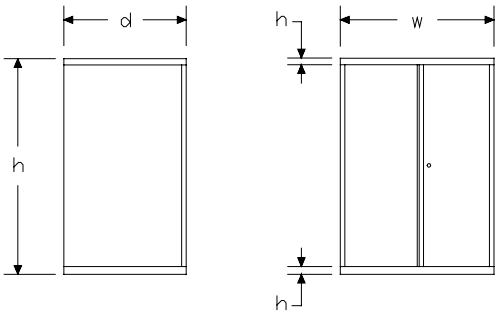
Width—Yardage

30"	1.05
36"	1.22
42"	1.40

For information on multiple quantities or directional fabrics, contact COM Department. See Order Information in Appendices.

For keyed-alike locks, order lock plugs separately. See Keyed-Alike Information in Appendices.

Dimensions



Meridian® Standard-Pull Storage

Case *continued*

Specification Information

Step 1.

46-

Step 2. Width

30 30" wide
36 36" wide
42 42" wide

Step 3. Depth

18- 18" deep
20- 20" deep

Step 4. Case Height

26 23½" high
29 26¼" high
38 35¼" high
42 39⅜" high
50 47" high
55 52½" high
63 60⅞" high
66 62⅞" high
69 65⅞" high

Prices for Steps 1-4.

		26	29	38	42	50	55
46-30	18-	\$1077	1135	1244	1325	1508	1570
	20-	\$1077	1135	1244	1325	1508	1570
46-36	18-	\$1220	1287	1387	1475	1656	1720
	20-	\$1220	1287	1387	1475	1656	1720
46-42	18-	\$1374	1438	1541	1627	1801	1869
	20-	\$1374	1438	1541	1627	1801	1869
					63	66	69
46-30	18-				\$1632	1676	1763
	20-				\$1632	1630	1763
46-36	18-				\$1784	1827	1906
	20-				\$1784	1827	1906
46-42	18-				\$1930	1971	2047
	20-				\$1930	1971	2047

Step 5. Paint/Steel Type

SS smooth paint on smooth steel +\$0
XS textured paint on smooth steel +\$0

Step 6. Surface Finish

Nonmetallic Paint

For smooth paint on smooth steel (SS)

UBK ultra black (CP) +\$0
8Q folkstone grey (CP) +\$0
91 white (CP) +\$0
98 studio white (CP) ☐ A +\$0
HF inner tone light +\$0
LT light tone +\$0
LU soft white +\$0
MT medium tone +\$0
SG slate grey +\$0
WL warm stone (CP) +\$0

Metallic Paint

For smooth paint on smooth steel (SS)

611 beige mist metallic (CP) +\$0
613 silver (CP) +\$0
EH metallic bronze +\$0
SNA satin aluminum +\$80
SNB satin bronze +\$80
SNC satin carbon +\$80

Sand Texture Paint

For textured paint on smooth steel (XS)

UBK ultra black (CP) +\$0
91 white (CP) +\$0
98 studio white (CP) +\$0
BK black +\$0
CL cool grey neutral +\$0
G1 graphite (CP) +\$0
WN warm grey neutral +\$0

Meridian® Standard-Pull Storage

Case *continued*

Step 7. Interior

Coat rod with three shelves (W) only available with 1¼"-high painted metal top (T2).

For 23½" high (26), 26¼" high (29), or 35¼" high (38)

NS0	no interior option	+\$0
NS1	1 shelf total	+\$45
NS2	2 shelves total	+\$87
NS3	3 shelves total	+\$129
NS4	4 shelves total	+\$171

For 47" high (50), 52½" high (55), or 60½" high (63)

NS4	4 shelves total	+\$171
NS5	5 shelves total	+\$215

For 62½" high (66) or 65½" high (69)

NS0	no interior option	+\$0
NS1	1 shelf total	+\$45
NS2	2 shelves total	+\$87
NS3	3 shelves total	+\$129
NS4	4 shelves total	+\$171
NS5	5 shelves total	+\$215
WC	coat rod with shelf	+\$98
W	coat rod with 3 shelves (only available with T2 top)	+\$217

For 39½" high (42)

NS0	no interior option	+\$0
NS1	1 shelf total	+\$45
NS2	2 shelves total	+\$87
NS3	3 shelves total	+\$129
NS4	4 shelves total	+\$171

Step 8. Lock/Doors

For coat rod with 3 shelves (only available with T2 top) (W)

DD	no lock, no doors	-\$71
KA	keyed alike, black	+\$0
KC	keyed differently, chrome	+\$0
KD	keyed differently, black	+\$0

For 4 shelves total (NS4), 5 shelves total (NS5), no interior option (NS0), 1 shelf total (NS1), 2 shelves total (NS2), 3 shelves total (NS3), or coat rod with shelf (WC)

DD	no lock, no doors	-\$71
KA	keyed alike, black	+\$0
KC	keyed differently, chrome	+\$0
KD	keyed differently, black	+\$0

Step 9. Top

For no lock, no doors (DD), keyed alike, black (KA), keyed differently, chrome (KC), or keyed differently, black (KD)

NT	no top	+\$0
T1	1"-high painted metal top with squared edge	+\$0
T2	1¼"-high painted metal top with squared edge	+\$0
T6	½" security top	+\$0
T3	1¼"-high painted metal top with radius edge	+\$61
TL	1¼"-high high-pressure laminate top with thermoplastic edge	+\$70
T7	6½"-high planter top	+\$195
TC1	1" cushion top	+\$384
TC2	2" cushion top	+\$384

For no lock, no doors (DD), keyed alike, black (KA), keyed differently, chrome (KC), or keyed differently, black (KD)

T2	1¼"-high painted metal top with squared edge	+\$0
-----------	--	------

Step 10.

Top Finish: Solid-Color Laminate

For 1¼"-high high-pressure laminate top with thermoplastic edge (TL)

8Q	folkstone grey (CP)	+\$0
91	white (CP)	+\$0
98	studio white (CP)	+\$0
CL	cool grey neutral	+\$0
HF	inner tone light	+\$0
LT	light tone	+\$0
LU	soft white	+\$0
WL	warm stone (CP)	+\$0
WN	warm grey neutral	+\$0

Top Finish: Twill Laminate

For 1¼"-high high-pressure laminate top with thermoplastic edge (TL)

LBF	neutral twill	+\$0
LBJ	graphite twill	+\$0
LBQ	white twill	+\$0

Meridian® Standard-Pull Storage

Case *continued*

Meridian® Storage Cases

Top Finish: Wood-Grain Laminate

For 1¼"-high high-pressure laminate top with thermoplastic edge (TL)

125	natural maple (CP)	+\$0
126	natural cherry (CP)	+\$0
127	walnut (CP)	+\$0
139	light ash (CP)	+\$0
140	warm ash (CP)	+\$0
HP	light anigre	+\$0
LBA	clear on ash (CP)	+\$0
LBB	oak on ash (CP)	+\$0
LBC	walnut on ash (CP)	+\$0
LBR	phantom ecru	+\$0
LBS	phantom cocoa	+\$0
LBU	medium matte walnut (CP)	+\$0
LBV	warm grey teak	+\$0
76	light brown walnut	+\$0

Veneer Top Finish

2U	light brown walnut <input type="checkbox"/>	+\$28
40	dark brown walnut <input type="checkbox"/>	+\$28
EW	medium matte walnut <input type="checkbox"/>	+\$28
ET	clear on ash <input type="checkbox"/>	+\$28
EU	oak on ash <input type="checkbox"/>	+\$28
EV	walnut on ash <input type="checkbox"/>	+\$28
UL	natural maple <input type="checkbox"/>	+\$28

Veneer Top Finish

40	dark brown walnut <input type="checkbox"/>	+\$28
EW	medium matte walnut <input type="checkbox"/>	+\$28
ET	clear on ash <input type="checkbox"/>	+\$28
EU	oak on ash <input type="checkbox"/>	+\$28
EV	walnut on ash <input type="checkbox"/>	+\$28
UL	natural maple <input type="checkbox"/>	+\$28

Step 11. Edge Finish

For 1¼"-high high-pressure laminate top with thermoplastic edge (TL)

125	natural maple (CP)	+\$0
126	natural cherry (CP)	+\$0
127	walnut (CP)	+\$0
139	light ash (CP)	+\$0
140	warm ash (CP)	+\$0
UBK	ultra black (CP)	+\$0
76	light brown walnut	+\$0
8Q	folkstone grey (CP)	+\$0
91	white (CP)	+\$0
98	studio white (CP)	+\$0
CL	cool grey neutral	+\$0
HF	inner tone light	+\$0
HP	light anigre	+\$0
LBA	clear on ash (CP)	+\$0
LBB	oak on ash (CP)	+\$0
LBC	walnut on ash (CP)	+\$0
LBR	phantom ecru	+\$0
LBS	phantom cocoa	+\$0
LBU	medium matte walnut (CP)	+\$0
LBV	warm grey teak	+\$0
LBF	neutral twill	+\$0
LBQ	graphite twill	+\$0
LBQ	white twill	+\$0
LU	soft white	+\$0
SG	slate grey	+\$0
WL	warm stone (CP)	+\$0
WN	warm grey neutral	+\$0

Meridian® Standard-Pull Storage

Case *continued*

Step 12. Cushion Top Fabric

For 1" cushion top (TC1)

Price Category 1	+\$0
Price Category 2	+\$82
Price Category 3	+\$98
Price Category 4	+\$121
Price Category 5	+\$144
Price Category (Geiger) 5	+\$144
Price Category 7	+\$164
Price Category (Geiger) 7	+\$164
Price Category 8	+\$870
Price Category 9	+\$1140
Price Category 10	+\$797
Price Category (Geiger) 10	+\$1260
Price Category B	+\$83
Price Category C	+\$78
Price Category D	+\$163
Price Category E	+\$203
Price Category F	+\$169
Price Category G	+\$56
Price Category H	+\$485
Price Category I	+\$98
Price Category J	+\$317
Price Category L	+\$422
Price Category M	+\$466
Price Category X	+\$929
Price Category Y	+\$977

For 2" cushion top (TC2)

Price Category 1	+\$0
Price Category 2	+\$82
Price Category 3	+\$98
Price Category 4	+\$121
Price Category 5	+\$144
Price Category (Geiger) 5	+\$144
Price Category 7	+\$164
Price Category (Geiger) 7	+\$164
Price Category 8	+\$870
Price Category 9	+\$1140
Price Category 10	+\$797
Price Category (Geiger) 10	+\$1260
Price Category B	+\$83
Price Category C	+\$78
Price Category D	+\$163
Price Category E	+\$203
Price Category F	+\$169
Price Category G	+\$56
Price Category H	+\$485
Price Category I	+\$98
Price Category J	+\$317
Price Category L	+\$422
Price Category X	+\$929
Price Category Y	+\$977

Step 13. Base Height

For 23½" high (26), 26¼" high (29), 35¼" high (38), or 39¾" high (42)

B1	1"-high base	+\$0
B2	1½"-high base	+\$0
B3	2¼"-high base	+\$0
B4	3¼"-high base	+\$0
BA	1"-high recessed base	+\$36
BB	1½"-high recessed base	+\$36
BC	2¼"-high recessed base	+\$36
BD	3¼"-high recessed base	+\$36
B5	4¼"-high base	+\$36
B9	4¾"-high mobile base	+\$297
NB	no base A	-\$64


Meridian® Standard-Pull Storage
Case *continued*

Meridian® Storage Cases

For 47" high (50), 52½" high (55), 60⅛" high (63), 62⅞" high (66), or 65⅝" high (69)		
B1	1"-high base	+\$0
B2	1½"-high base	+\$0
B3	2¼"-high base	+\$0
B4	3¼"-high base	+\$0
BA	1"-high recessed base	+\$36
BB	1½"-high recessed base	+\$36
BC	2¼"-high recessed base	+\$36
BD	3¼"-high recessed base	+\$36
B5	4¼"-high base	+\$36
NB	no base A	-\$64

Meridian® Arc-Pull Storage Case

4A-30
4A-36
4A-42



Product Information

Description

This freestanding, lockable storage case has arc pulls, smooth steel, and is available in 3 widths, 2 depths, and 9 heights. It has a metal, laminate, or veneer top. The case has hinged doors that open to 110° and various interior configurations. 5 base heights are available; all bases include adjustable glides.

Actual storage case widths are 29⁷/₈", 35⁷/₈", or 41⁷/₈"; actual depths are 17⁷/₈" and 19⁷/₈". The 4³/₄"-high mobile base has a 1¹/₂"-high base frame with 3¹/₄"-high outset casters. The 2 swivel and 2 fixed casters must be field installed.

Notes

Coat rod and shelf option (WC) available only for 66"- and 69"-high cases.

Coat rod with 3 shelves option (W) available only for 66"- and 69"-high cases with T2 top.

Mobile base (B9) option available only on 26", 29", 38", and 42"-high cases.

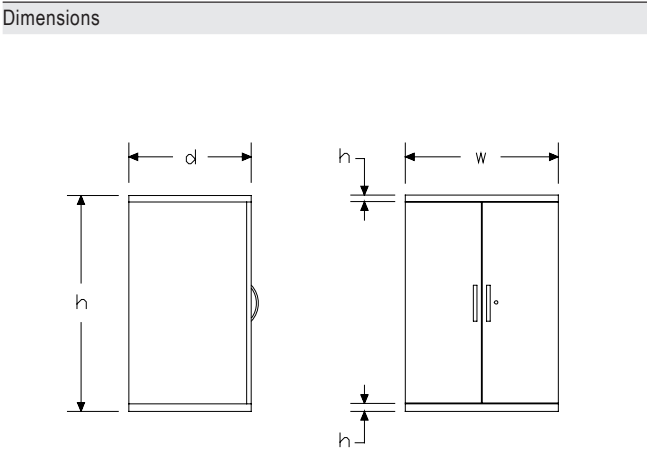
Dimensional illustrations do not include all possible configurations.

The following chart shows vertical clearance between shelves:

Ht. code	Case ht.	Bottom	Mid-space(s)	Top space
26	23 ¹ / ₂ "	12 ¹ / ₈ "	N/A	9 ³ / ₁₆ "
29	26 ¹ / ₄ "	12 ¹ / ₈ "	N/A	11 ⁷ / ₈ "
38	35 ¹ / ₄ "	12 ¹ / ₈ "	12 ¹ / ₁₆ "	8 ¹ / ₁₆ "
42	39 ³ / ₈ "	12 ¹ / ₈ "	12 ¹ / ₁₆ "	12 ³ / ₁₆ "
50	47"	12 ¹ / ₈ "	(2) 12 ¹ / ₁₆ "	7"
55	52 ¹ / ₂ "	12 ¹ / ₈ "	(2) 12 ¹ / ₁₆ "	12 ³ / ₈ "
63	60 ¹ / ₈ "	12 ¹ / ₈ "	(3) 12 ¹ / ₁₆ "	7 ³ / ₁₆ "
66	62 ⁷ / ₈ "	12 ¹ / ₈ "	(3) 12 ¹ / ₁₆ "	9 ⁷ / ₈ "
69	65 ⁵ / ₈ "	12 ¹ / ₈ "	(3) 12 ¹ / ₁₆ "	12 ⁵ / ₈ "

For keyed-alike locks, order lock plugs separately. See Keyed-Alike Information in Appendices.

The arc pull conforms to guidelines of the Americans with Disabilities Act (ADA).



Meridian® Arc-Pull Storage Case

continued

Specification Information							
Step 1.							
4A-							
Step 2. Width							
30	30" wide						
36	36" wide						
42	42" wide						
Step 3. Depth							
18-	18" deep						
20-	20" deep						
Step 4. Case Height							
26	23½" high						
29	26¼" high						
38	35¼" high						
42	39⅜" high						
50	47" high						
55	52½" high						
63	60⅞" high						
66	62⅞" high						
69	65⅞" high						
Prices for Steps 1-4.							
		26	29	38	42	50	55
4A-30	18-	\$1153	1214	1401	1471	1637	1740
	20-	\$1153	1214	1396	1471	1637	1740
4A-36	18-	\$1321	1382	1555	1643	1794	1899
	20-	\$1341	1378	1586	1665	1794	1899
4A-42	18-	\$1501	1568	1746	1905	1977	2057
	20-	\$1501	1561	1739	1900	1977	2057
					63	66	69
4A-30	18-				\$1905	1968	2027
	20-				\$1905	1968	2020
4A-36	18-				\$2065	2128	2177
	20-				\$2093	2119	2216
4A-42	18-				\$2177	2228	2259
	20-				\$2177	2228	2259

Step 5. Paint/Steel Type		
SS	smooth paint on smooth steel	+\$0
XS	textured paint on smooth steel	+\$0

Step 6. Surface Finish		
Nonmetallic Paint		
<i>For smooth paint on smooth steel (SS)</i>		
UBK	ultra black (CP)	+\$0
8Q	folkstone grey (CP)	+\$0
91	white (CP)	+\$0
98	studio white (CP) <input type="checkbox"/> A	+\$0
HF	inner tone light	+\$0
LT	light tone	+\$0
LU	soft white	+\$0
MT	medium tone	+\$0
SG	slate grey	+\$0
WL	warm stone (CP)	+\$0

Metallic Paint		
<i>For smooth paint on smooth steel (SS)</i>		
611	beige mist metallic (CP)	+\$0
613	silver (CP)	+\$0
EH	metallic bronze	+\$0
SNA	satin aluminum	+\$80
SNB	satin bronze	+\$80
SNC	satin carbon	+\$80

Sand Texture Paint		
<i>For textured paint on smooth steel (XS)</i>		
UBK	ultra black (CP)	+\$0
91	white (CP)	+\$0
98	studio white (CP) <input type="checkbox"/> A	+\$0
BK	black	+\$0
CL	cool grey neutral	+\$0
G1	graphite (CP)	+\$0
WN	warm grey neutral	+\$0

Meridian® Arc-Pull Storage Case

continued

Step 7. Interior

Coat rod with three shelves (W) only available with 1¼"-high painted metal top (T2).

For 23½" high (26), 26¼" high (29), or 35¼" high (38)

NS0	no interior option	+\$0
NS1	1 shelf total	+\$45
NS2	2 shelves total	+\$87
NS3	3 shelves total	+\$129
NS4	4 shelves total	+\$171

For 47" high (50), 52½" high (55), or 60½" high (63)

NS4	4 shelves total	+\$171
NS5	5 shelves total	+\$215

For 62½" high (66) or 65½" high (69)

NS0	no interior option	+\$0
NS1	1 shelf total	+\$45
NS2	2 shelves total	+\$87
NS3	3 shelves total	+\$129
NS4	4 shelves total	+\$171
NS5	5 shelves total	+\$215
WC	coat rod with shelf	+\$98
W	coat rod with 3 shelves (only available with T2 top)	+\$217

For 39½" high (42)

NS0	no interior option	+\$0
NS1	1 shelf total	+\$45
NS2	2 shelves total	+\$87
NS3	3 shelves total	+\$129
NS4	4 shelves total	+\$171

Step 8. Lock

KA	keyed alike	+\$0
KC	keyed differently, chrome	+\$0
KD	keyed differently, black	+\$0

Step 9. Top

For 4 shelves total (NS4), 5 shelves total (NS5), no interior option (NS0), 1 shelf total (NS1), 2 shelves total (NS2), 3 shelves total (NS3), or coat rod with shelf (WC)

NT	no top	+\$0
T1	1"-high painted metal top with squared edge	+\$0
T2	1¼"-high painted metal top with squared edge	+\$0
T3	1¼"-high painted metal top with radius edge	+\$61
TL	1¼"-high high-pressure laminate top with thermoplastic edge	+\$70
T7	6½"-high planter top	+\$195

For coat rod with 3 shelves (only available with T2 top) (W)

T2	1¼"-high painted metal top with squared edge	+\$0
-----------	--	------

Step 10.

Top Finish: Solid-Color Laminate

For 1¼"-high high-pressure laminate top with thermoplastic edge (TL)

8Q	folkstone grey (CP)	+\$0
91	white (CP)	+\$0
98	studio white (CP)	+\$0
CL	cool grey neutral	+\$0
HF	inner tone light	+\$0
LT	light tone	+\$0
LU	soft white	+\$0
WL	warm stone (CP)	+\$0
WN	warm grey neutral	+\$0

Top Finish: Twill Laminate

For 1¼"-high high-pressure laminate top with thermoplastic edge (TL)

LBF	neutral twill	+\$0
LBJ	graphite twill	+\$0
LBQ	white twill	+\$0

Meridian® Arc-Pull Storage Case

continued

Meridian® Storage Cases

Top Finish: Wood-Grain Laminate

For 1¼"-high high-pressure laminate top with thermoplastic edge (TL)

125	natural maple (CP)	+\$0
126	natural cherry (CP)	+\$0
127	walnut (CP)	+\$0
139	light ash (CP)	+\$0
140	warm ash (CP)	+\$0
HP	light anigre	+\$0
LBA	clear on ash (CP)	+\$0
LBB	oak on ash (CP)	+\$0
LBC	walnut on ash (CP)	+\$0
LBR	phantom ecru	+\$0
LBS	phantom cocoa	+\$0
LBU	medium matte walnut (CP)	+\$0
LBV	warm grey teak	+\$0
76	light brown walnut	+\$0

Veneer Top Finish: Wood Veneer

2U	light brown walnut <input type="checkbox"/>	+\$28
40	dark brown walnut <input type="checkbox"/>	+\$28
EW	medium matte walnut <input type="checkbox"/>	+\$28
ET	clear on ash <input type="checkbox"/>	+\$28
EU	oak on ash <input type="checkbox"/>	+\$28
EV	walnut on ash <input type="checkbox"/>	+\$28
UL	natural maple <input type="checkbox"/>	+\$28

Veneer Top Finish: Wood Veneer

40	dark brown walnut <input type="checkbox"/>	+\$28
EW	medium matte walnut <input type="checkbox"/>	+\$28
ET	clear on ash <input type="checkbox"/>	+\$28
EU	oak on ash <input type="checkbox"/>	+\$28
EV	walnut on ash <input type="checkbox"/>	+\$28
UL	natural maple <input type="checkbox"/>	+\$28

Step 11. Edge Finish

For 1¼"-high high-pressure laminate top with thermoplastic edge (TL)

125	natural maple (CP)	+\$0
126	natural cherry (CP)	+\$0
127	walnut (CP)	+\$0
139	light ash (CP)	+\$0
140	warm ash (CP)	+\$0
UBK	ultra black (CP)	+\$0
76	light brown walnut	+\$0
8Q	folkstone grey (CP)	+\$0
91	white (CP)	+\$0
98	studio white (CP)	+\$0
CL	cool grey neutral	+\$0
HF	inner tone light	+\$0
HP	light anigre	+\$0
LBA	clear on ash (CP)	+\$0
LBB	oak on ash (CP)	+\$0
LBC	walnut on ash (CP)	+\$0
LBR	phantom ecru	+\$0
LBS	phantom cocoa	+\$0
LBU	medium matte walnut (CP)	+\$0
LBV	warm grey teak	+\$0
LBF	neutral twill	+\$0
LBJ	graphite twill	+\$0
LBQ	white twill	+\$0
LT	light tone <input type="checkbox"/>	+\$0
LU	soft white	+\$0
SG	slate grey	+\$0
WL	warm stone (CP)	+\$0
WN	warm grey neutral	+\$0

Step 12. Pull Finish

NH	brushed nickel	+\$0
NK	black nickel	+\$0

Meridian® Arc-Pull Storage Case

continued

Step 13. Base Height

For 23½" high (26), 26¼" high (29), 35¼" high (38), or 39¾" high (42)

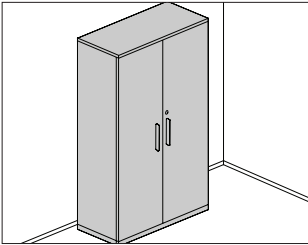
B1	1"-high base	+\$0
B2	1½"-high base	+\$0
B3	2¼"-high base	+\$0
B4	3¼"-high base	+\$0
BA	1"-high recessed base	+\$36
BB	1½"-high recessed base	+\$36
BC	2¼"-high recessed base	+\$36
BD	3¼"-high recessed base	+\$36
B5	4¼"-high base	+\$36
B9	4¾"-high mobile base	+\$297

For 47" high (50), 52½" high (55), 60⅛" high (63), 62⅞" high (66), or 65⅝" high (69)

B1	1"-high base	+\$0
B2	1½"-high base	+\$0
B3	2¼"-high base	+\$0
B4	3¼"-high base	+\$0
BA	1"-high recessed base	+\$36
BB	1½"-high recessed base	+\$36
BC	2¼"-high recessed base	+\$36
BD	3¼"-high recessed base	+\$36
B5	4¼"-high base	+\$36

Meridian® Bar-Pull Storage Case

4K-30
4K-36
4K-42



Product Information

Description

This freestanding, lockable storage case has bar pulls, smooth steel, and is available in 3 widths, 2 depths, and 9 heights. It has a metal, laminate, or veneer top. The case has hinged doors that open to 110° and various interior configurations. 5 base heights are available; all bases include adjustable glides.

Actual storage case widths are 29⁷/₈", 35⁷/₈", or 41⁷/₈"; actual depths are 17⁷/₈" and 19⁷/₈". The 4³/₄"-high mobile base has a 1¹/₂"-high base frame with 3¹/₄"-high outlet casters. The 2 swivel and 2 fixed casters must be field installed.

Notes

Coat rod and shelf option (WC) available only for 66"- and 69"-high cases.

Coat rod with 3 shelves option (W) available only for 66"- and 69"-high cases with T2 top.

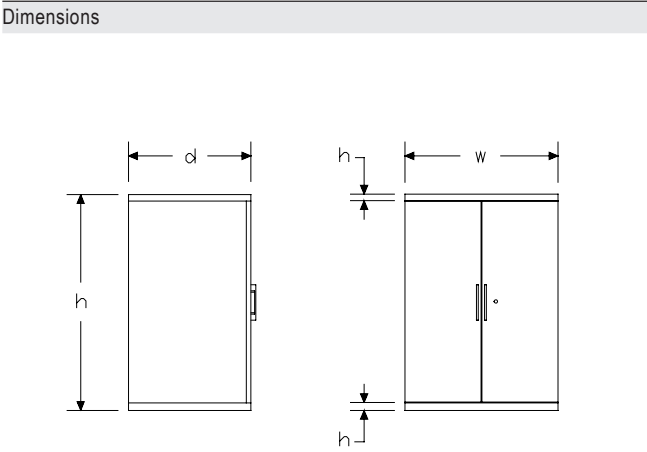
Mobile base (B9) option available only on 26", 29", 38", and 42"-high cases.

Dimensional illustrations do not include all possible configurations.

The following chart shows vertical clearance between shelves:

Ht. code	Case ht.	Bottom	Mid-space(s)	Top space
26	23 ¹ / ₂ "	12 ¹ / ₈ "	N/A	9 ³ / ₁₆ "
29	26 ¹ / ₄ "	12 ¹ / ₈ "	N/A	11 ⁷ / ₈ "
38	35 ¹ / ₄ "	12 ¹ / ₈ "	12 ¹ / ₁₆ "	8 ¹ / ₁₆ "
42	39 ³ / ₈ "	12 ¹ / ₈ "	12 ¹ / ₁₆ "	12 ³ / ₁₆ "
50	47"	12 ¹ / ₈ "	(2) 12 ¹ / ₁₆ "	7"
55	52 ¹ / ₂ "	12 ¹ / ₈ "	(2) 12 ¹ / ₁₆ "	12 ³ / ₈ "
63	60 ¹ / ₈ "	12 ¹ / ₈ "	(3) 12 ¹ / ₁₆ "	7 ³ / ₁₆ "
66	62 ⁷ / ₈ "	12 ¹ / ₈ "	(3) 12 ¹ / ₁₆ "	9 ⁷ / ₈ "
69	65 ⁵ / ₈ "	12 ¹ / ₈ "	(3) 12 ¹ / ₁₆ "	12 ⁵ / ₈ "

For keyed-alike locks, order lock plugs separately. See Keyed-Alike Information in Appendices.



Meridian® Bar-Pull Storage Case

continued

Specification Information

Step 1.

4K-

Step 2. Width

30	30" wide
36	36" wide
42	42" wide

Step 3. Depth

18-	18" deep
20-	20" deep

Step 4. Case Height

26	23½" high
29	26¼" high
38	35¼" high
42	39⅝" high
50	47" high
55	52½" high
63	60⅞" high
66	62⅞" high
69	65⅝" high

Prices for Steps 1-4.

		26	29	38	42	50	55
4K-30	18-	\$1122	1184	1357	1431	1587	1689
	20-	\$1122	1184	1357	1431	1587	1689
4K-36	18-	\$1281	1341	1515	1594	1740	1842
	20-	\$1281	1341	1515	1594	1740	1842
4K-42	18-	\$1461	1521	1693	1847	1917	1994
	20-	\$1461	1521	1693	1847	1917	1994
					63	66	69
4K-30	18-				\$1847	1907	1963
	20-				\$1847	1907	1963
4K-36	18-				\$2000	2060	2117
	20-				\$2000	2060	2117
4K-42	18-				\$2109	2157	2197
	20-				\$2109	2157	2197

Step 5. Paint/Steel Type

SS	smooth paint on smooth steel	+\$0
XS	textured paint on smooth steel	+\$0

Step 6. Surface Finish

Nonmetallic Paint

For smooth paint on smooth steel (SS)

UBK	ultra black (CP)	+\$0
8Q	folkstone grey (CP)	+\$0
91	white (CP)	+\$0
98	studio white (CP) <input type="checkbox"/>	+\$0
HF	inner tone light	+\$0
LT	light tone	+\$0
LU	soft white	+\$0
MT	medium tone	+\$0
SG	slate grey	+\$0
WL	warm stone (CP)	+\$0

Metallic Paint

For smooth paint on smooth steel (SS)

611	beige mist metallic (CP)	+\$0
613	silver (CP)	+\$0
SNA	satin aluminum	+\$80
SNB	satin bronze	+\$80
SNC	satin carbon	+\$80
EH	metallic bronze	+\$0

Sand Texture Paint

For textured paint on smooth steel (XS)

UBK	ultra black (CP)	+\$0
91	white (CP)	+\$0
98	studio white (CP) <input type="checkbox"/>	+\$0
BK	black	+\$0
CL	cool grey neutral	+\$0
G1	graphite (CP)	+\$0
SG	slate grey	+\$0
WN	warm grey neutral	+\$0

Meridian® Bar-Pull Storage Case

continued

Step 7. Interior

Coat rod with three shelves (W) only available with 1¼"-high painted metal top (T2).

For 23½" high (26), 26¼" high (29), or 35¼" high (38)

NS0	no interior option	+\$0
NS1	1 shelf total	+\$45
NS2	2 shelves total	+\$87
NS3	3 shelves total	+\$129
NS4	4 shelves total	+\$171

For 47" high (50), 52½" high (55), or 60½" high (63)

NS4	4 shelves total	+\$171
NS5	5 shelves total	+\$215

For 62⅞" high (66) or 65⅞" high (69)

NS0	no interior option	+\$0
NS1	1 shelf total	+\$45
NS2	2 shelves total	+\$87
NS3	3 shelves total	+\$129
NS4	4 shelves total	+\$171
NS5	5 shelves total	+\$215
WC	coat rod with shelf	+\$98
W	coat rod with 3 shelves (only available with T2 top)	+\$217

For 39⅞" high (42)

NS0	no interior option	+\$0
NS1	1 shelf total	+\$45
NS2	2 shelves total	+\$87
NS3	3 shelves total	+\$129
NS4	4 shelves total	+\$171

Step 8. Lock

For 4 shelves total (NS4), 5 shelves total (NS5), no interior option (NS0), 1 shelf total (NS1), 2 shelves total (NS2), 3 shelves total (NS3), coat rod with shelf (WC), or coat rod with 3 shelves (only available with T2 top) (W)

KA	keyed alike	+\$0
KC	keyed differently, chrome	+\$0
KD	keyed differently, black	+\$0

Step 9. Top

For 4 shelves total (NS4), 5 shelves total (NS5), no interior option (NS0), 1 shelf total (NS1), 2 shelves total (NS2), 3 shelves total (NS3), or coat rod with shelf (WC)

NT	no top	+\$0
T1	1"-high painted metal top with squared edge	+\$0
T2	1¼"-high painted metal top with squared edge	+\$0
T3	1¼"-high painted metal top with radius edge	+\$61
TL	1¼"-high high-pressure laminate top with thermoplastic edge	+\$70
T7	6½"-high planter top	+\$195

For coat rod with 3 shelves (only available with T2 top) (W)

T2	1¼"-high painted metal top with squared edge	+\$0
-----------	--	------

Step 10.

Top Finish: Solid-Color Laminate

For 1¼"-high high-pressure laminate top with thermoplastic edge (TL)

8Q	folkstone grey (CP)	+\$0
91	white (CP)	+\$0
98	studio white (CP)	+\$0
CL	cool grey neutral	+\$0
HF	inner tone light	+\$0
LT	light tone	+\$0
LU	soft white	+\$0
WL	warm stone (CP)	+\$0
WN	warm grey neutral	+\$0

Top Finish: Twill Laminate

For 1¼"-high high-pressure laminate top with thermoplastic edge (TL)

LBF	neutral twill	+\$0
LBJ	graphite twill	+\$0
LBQ	white twill	+\$0

Meridian® Bar-Pull Storage Case

continued

Top Finish: Wood-Grain Laminate

For 1¼"-high high-pressure laminate top with thermoplastic edge (TL)

125	natural maple (CP)	+\$0
126	natural cherry (CP)	+\$0
127	walnut (CP)	+\$0
139	light ash (CP)	+\$0
140	warm ash (CP)	+\$0
HP	light anigre	+\$0
LBA	clear on ash (CP)	+\$0
LBB	oak on ash (CP)	+\$0
LBC	walnut on ash (CP)	+\$0
LBR	phantom ecru	+\$0
LBS	phantom cocoa	+\$0
LBV	medium matte walnut (CP)	+\$0
LBV	warm grey teak	+\$0
76	light brown walnut	+\$0

Veneer Top Finish: Wood Veneer

2U	light brown walnut <input type="checkbox"/>	+\$28
40	dark brown walnut <input type="checkbox"/>	+\$28
EW	medium matte walnut <input type="checkbox"/>	+\$28
ET	clear on ash <input type="checkbox"/>	+\$28
EU	oak on ash <input type="checkbox"/>	+\$28
EV	walnut on ash <input type="checkbox"/>	+\$28
UL	natural maple <input type="checkbox"/>	+\$28

Veneer Top Finish: Wood Veneer

40	dark brown walnut <input type="checkbox"/>	+\$28
EW	medium matte walnut <input type="checkbox"/>	+\$28
ET	clear on ash <input type="checkbox"/>	+\$28
EU	oak on ash <input type="checkbox"/>	+\$28
EV	walnut on ash <input type="checkbox"/>	+\$28
UL	natural maple <input type="checkbox"/>	+\$28

Step 11. Edge Finish

For 1¼"-high high-pressure laminate top with thermoplastic edge (TL)

125	natural maple (CP)	+\$0
126	natural cherry (CP)	+\$0
127	walnut (CP)	+\$0
139	light ash (CP)	+\$0
140	warm ash (CP)	+\$0
98	studio white (CP)	+\$0
UBK	ultra black (CP)	+\$0
76	light brown walnut	+\$0
8Q	folkstone grey (CP)	+\$0
91	white (CP)	+\$0
CL	cool grey neutral	+\$0
HF	inner tone light	+\$0
HP	light anigre	+\$0
LBA	clear on ash (CP)	+\$0
LBB	oak on ash (CP)	+\$0
LBC	walnut on ash (CP)	+\$0
LBR	phantom ecru	+\$0
LBS	phantom cocoa	+\$0
LBV	medium matte walnut (CP)	+\$0
LBV	warm grey teak	+\$0
LBF	neutral twill	+\$0
LBJ	graphite twill	+\$0
LBQ	white twill	+\$0
LT	light tone <input type="checkbox"/>	+\$0
LU	soft white	+\$0
SG	slate grey	+\$0
WL	warm stone (CP)	+\$0
WN	warm grey neutral	+\$0

Step 12. Pull Finish

Metallic Paint

611	beige mist metallic (CP)	+\$0
613	silver (CP)	+\$0
SNA	satin aluminum	+\$10
SNB	satin bronze	+\$10
SNC	satin carbon	+\$10

Sand Texture Paint

BK	black	+\$0
DB3	glacier	+\$10
DN2	nightfall	+\$10
DR1	canyon	+\$10
OLF	olive	+\$10

Meridian® Bar-Pull Storage Case

continued

Meridian® Storage Cases

Smooth Paint		
8Q	folkstone grey (CP)	+\$0
91	white (CP)	+\$0
98	studio white (CP)	+\$0
G1	graphite (CP)	+\$0
UBK	ultra black (CP)	+\$0
WL	warm stone (CP)	+\$0

Step 13. Base Height

For 23½" high (26), 26¼" high (29), 35¼" high (38), or 39¾" high (42)

NB	no base	+\$0
B1	1"-high base	+\$0
B2	1½"-high base	+\$0
B3	2¼"-high base	+\$0
B4	3¼"-high base	+\$0
BA	1"-high recessed base	+\$36
BB	1½"-high recessed base	+\$36
BC	2¼"-high recessed base	+\$36
BD	3¼"-high recessed base	+\$36
B5	4¼"-high base	+\$36
B9	4¾"-high mobile base	+\$297

For 47" high (50), 52½" high (55), 60⅞" high (63), 62⅞" high (66), or 65⅞" high (69)

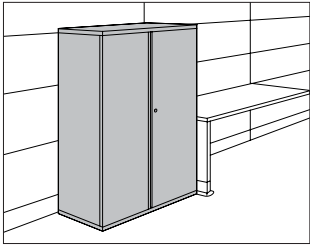
B1	1"-high base	+\$0
B2	1½"-high base	+\$0
B3	2¼"-high base	+\$0
B4	3¼"-high base	+\$0
BA	1"-high recessed base	+\$36
BB	1½"-high recessed base	+\$36
BC	2¼"-high recessed base	+\$36
BD	3¼"-high recessed base	+\$36
B5	4¼"-high base	+\$36

Meridian® Bevel-Pull Storage Case

44-30

44-36

44-42



Product Information

Description

This freestanding, lockable storage case has bevel pulls, smooth steel, and is available in 3 widths, 2 depths, and 9 heights. It has a metal, cushion, laminate, or veneer top. The case has hinged doors that open to 110° and various interior configurations. 5 base heights are available; all bases include adjustable glides.

Actual storage case widths are 29⁷/₈", 35⁷/₈", or 41⁷/₈"; actual depths are 17⁷/₈" and 19⁷/₈". The 4³/₄"-high mobile base has a 1¹/₂"-high base frame with 3¹/₄"-high outset casters. The 2 swivel and 2 fixed casters must be field installed.

Notes

Coat rod and shelf option (WC) available only for 66" and 69"-high cases.

Coat rod with 3 shelves option (W) available only for 66" and 69"-high cases with T2 top.

Mobile base (B9) option available only on 26", 29", 38", and 42"-high cases.

Dimensional illustrations do not include all possible configurations.

The following chart shows vertical clearance between shelves:

Ht. code	Case ht.	Bottom	Mid-space(s)	Top space
26	23 ¹ / ₂ "	12 ¹ / ₈ "	N/A	9 ³ / ₁₆ "
29	26 ¹ / ₄ "	12 ¹ / ₈ "	N/A	11 ⁷ / ₈ "
38	35 ¹ / ₄ "	12 ¹ / ₈ "	12 ¹ / ₁₆ "	8 ¹ / ₁₆ "
42	39 ³ / ₈ "	12 ¹ / ₈ "	12 ¹ / ₁₆ "	12 ³ / ₁₆ "
50	47"	12 ¹ / ₈ "	(2) 12 ¹ / ₁₆ "	7"
55	52 ¹ / ₂ "	12 ¹ / ₈ "	(2) 12 ¹ / ₁₆ "	12 ³ / ₈ "
63	60 ¹ / ₈ "	12 ¹ / ₈ "	(3) 12 ¹ / ₁₆ "	7 ³ / ₁₆ "
66	62 ⁷ / ₈ "	12 ¹ / ₈ "	(3) 12 ¹ / ₁₆ "	9 ⁷ / ₈ "
69	65 ⁵ / ₈ "	12 ¹ / ₈ "	(3) 12 ¹ / ₁₆ "	12 ⁵ / ₈ "

For cushion tops TC1 and TC2, a 1" metal top is included.

Cushion top accepts Customer's Own Material (COM). Yardage is estimated for nondirectional, 54"-wide fabrics. When ordering more than 1 cushion, round up total yardage requirement to next whole yard of fabric.

Width—Yardage

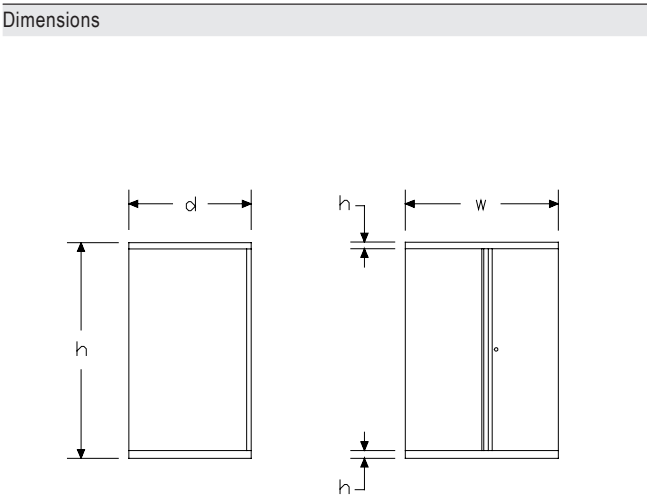
30"—1.05

36"—1.22

42"—1.40

For information on multiple quantities or directional fabrics, contact COM Department. See Order Information in Appendices.

For keyed-alike locks, order lock plugs separately. See Keyed-Alike Information in Appendices.



Meridian® Bevel-Pull Storage Case

continued

Specification Information

Step 1.

44-

Step 2. Width

30 30" wide

36 36" wide

42 42" wide

Step 3. Depth

18- 18" deep

20- 20" deep

Step 4. Case Height

26 23½" high

29 26¼" high

38 35¼" high

42 39⅜" high

50 47" high

55 52½" high

63 60⅞" high

66 62⅞" high

69 65⅞" high

Prices for Steps 1-4.

		26	29	38	42	50	55
44-30	18-	\$1053	1113	1219	1299	1476	1539
	20-	\$1105	1168	1219	1299	1476	1618
44-36	18-	\$1253	1261	1426	1445	1700	1767
	20-	\$1195	1261	1359	1445	1622	1684
44-42	18-	\$1364	1428	1607	1618	1788	1856
	20-	\$1364	1428	1530	1618	1788	1856
					63	66	69
44-30	18-				\$1599	1643	1726
	20-				\$1676	1643	1726
44-36	18-				\$1748	1877	1963
	20-				\$1748	1877	1963
44-42	18-				\$1916	1959	2037
	20-				\$1916	1959	2037

Step 5. Paint/Steel Type

SS smooth paint on smooth steel +\$0

XS textured paint on smooth steel +\$0

Step 6. Surface Finish

Nonmetallic Paint

For smooth paint on smooth steel (SS)

UBK ultra black (CP) +\$0

8Q folkstone grey (CP) +\$0

91 white (CP) +\$0

98 studio white (CP) ☐ A +\$0

HF inner tone light +\$0

LT light tone +\$0

LU soft white +\$0

MT medium tone +\$0

SG slate grey +\$0

WL warm stone (CP) +\$0

Metallic Paint

For smooth paint on smooth steel (SS)

611 beige mist metallic (CP) +\$0

613 silver (CP) +\$0

EH metallic bronze +\$0

SNA satin aluminum +\$80

SNB satin bronze +\$80

SNC satin carbon +\$80

Sand Texture Paint

For textured paint on smooth steel (XS)

UBK ultra black (CP) +\$0

91 white (CP) +\$0

98 studio white (CP) ☐ A +\$0

BK black +\$0

CL cool grey neutral +\$0

G1 graphite (CP) +\$0

WN warm grey neutral +\$0

Meridian® Bevel-Pull Storage Case

continued

Step 7. Interior

Coat rod with three shelves (W) only available with 1¼"-high painted metal top (T2).

For 23½" high (26), 26¼" high (29), 35¼" high (38), 39¾" high (42), 47" high (50), 52½" high (55), or 60½" high (63)

NS0	no interior option	+\$0
NS1	1 shelf total	+\$45
NS2	2 shelves total	+\$87
NS3	3 shelves total	+\$129
NS4	4 shelves total	+\$171

For 62⅞" high (66) or 65⅝" high (69)

NS0	no interior option	+\$0
NS1	1 shelf total	+\$45
NS2	2 shelves total	+\$87
NS3	3 shelves total	+\$129
NS4	4 shelves total	+\$171
NS5	5 shelves total	+\$215
WC	coat rod with shelf	+\$98
W	coat rod with 3 shelves (only available with T2 top)	+\$217

Step 8. Top

For no interior option (NS0), 1 shelf total (NS1), 2 shelves total (NS2), 3 shelves total (NS3), 4 shelves total (NS4), 5 shelves total (NS5), or coat rod with shelf (WC)

NT	no top	+\$0
T1	1"-high painted metal top with squared edge	+\$0
T2	1¼"-high painted metal top with squared edge	+\$0
T6	⅜" security top	+\$0
T3	1¼"-high painted metal top with radius edge	+\$61
TL	1¼"-high high-pressure laminate top with thermoplastic edge	+\$70
T7	6½"-high planter top	+\$195
TC1	1" cushion top	+\$384
TC2	2" cushion top	+\$384

For coat rod with 3 shelves (only available with T2 top) (W)

T2	1¼"-high painted metal top with squared edge	+\$0
-----------	--	------

Step 9.

Top Finish: Solid-Color Laminate

For 1¼"-high high-pressure laminate top with thermoplastic edge (TL)

8Q	folkstone grey (CP)	+\$0
91	white (CP)	+\$0
98	studio white (CP)	+\$0
CL	cool grey neutral	+\$0
HF	inner tone light	+\$0
LT	light tone	+\$0
LU	soft white	+\$0
WL	warm stone (CP)	+\$0
WN	warm grey neutral	+\$0

Top Finish: Twill Laminate

For 1¼"-high high-pressure laminate top with thermoplastic edge (TL)

LBF	neutral twill	+\$0
LBJ	graphite twill	+\$0
LBQ	white twill	+\$0

Top Finish: Wood-Grain Laminate

For 1¼"-high high-pressure laminate top with thermoplastic edge (TL)

125	natural maple (CP)	+\$0
126	natural cherry (CP)	+\$0
127	walnut (CP)	+\$0
139	light ash (CP)	+\$0
140	warm ash (CP)	+\$0
HP	light anigre	+\$0
LBA	clear on ash (CP)	+\$0
LBB	oak on ash (CP)	+\$0
LBC	walnut on ash (CP)	+\$0
LBR	phantom ecru	+\$0
LBS	phantom cocoa	+\$0
LBU	medium matte walnut (CP)	+\$0
LBV	warm grey teak	+\$0
76	light brown walnut	+\$0

Veneer Top Finish

2U	light brown walnut	<input type="checkbox"/> A	+\$28
40	dark brown walnut	<input type="checkbox"/> A	+\$28
EW	medium matte walnut	<input type="checkbox"/> A	+\$28
ET	clear on ash	<input type="checkbox"/> A	+\$28
EU	oak on ash	<input type="checkbox"/> A	+\$28
EV	walnut on ash	<input type="checkbox"/> A	+\$28
UL	natural maple	<input type="checkbox"/> A	+\$28

Meridian® Bevel-Pull Storage Case

continued

Veneer Top Finish		
40	dark brown walnut A	+\$28
EW	medium matte walnut A	+\$28
ET	clear on ash A	+\$28
EU	oak on ash A	+\$28
EV	walnut on ash A	+\$28
UL	natural maple A	+\$28

Step 10. Edge Finish		
For 1¼"-high high-pressure laminate top with thermoplastic edge (TL)		
125	natural maple (CP)	+\$0
126	natural cherry (CP)	+\$0
127	walnut (CP)	+\$0
139	light ash (CP)	+\$0
140	warm ash (CP)	+\$0
UBK	ultra black (CP)	+\$0
76	light brown walnut	+\$0
8Q	folkstone grey (CP)	+\$0
91	white (CP)	+\$0
98	studio white (CP)	+\$0
CL	cool grey neutral	+\$0
HF	inner tone light	+\$0
HP	light anigre	+\$0
LBA	clear on ash (CP)	+\$0
LBB	oak on ash (CP)	+\$0
LBC	walnut on ash (CP)	+\$0
LBR	phantom ecru	+\$0
LBS	phantom cocoa	+\$0
LBU	medium matte walnut (CP)	+\$0
LBV	warm grey teak	+\$0
LBF	neutral twill	+\$0
LBJ	graphite twill	+\$0
LBQ	white twill	+\$0
LU	soft white	+\$0
SG	slate grey	+\$0
WL	warm stone (CP)	+\$0
WN	warm grey neutral	+\$0

Step 11. Cushion Top Fabric	
For 1" cushion top (TC1)	
Price Category 1	+\$0
Price Category 2	+\$82
Price Category 3	+\$98
Price Category 4	+\$121
Price Category 5	+\$144
Price Category (Geiger) 5	+\$144
Price Category 7	+\$164
Price Category (Geiger) 7	+\$164
Price Category 8	+\$870
Price Category 9	+\$1140
Price Category 10	+\$797
Price Category (Geiger) 10	+\$1260
Price Category B	+\$56
Price Category C	+\$78
Price Category D	+\$98
Price Category E	+\$119
Price Category F	+\$169
Price Category G	+\$199
Price Category H	+\$245
Price Category I	+\$317
Price Category J	+\$331
Price Category L	+\$422
Price Category M	+\$466
Price Category X	+\$929
Price Category Y	+\$977

Meridian® Bevel-Pull Storage Case

continued

For 2" cushion top (TC2)

Price Category 1	+\$0
Price Category 2	+\$82
Price Category 3	+\$98
Price Category 4	+\$121
Price Category 5	+\$144
Price Category (Geiger) 5	+\$144
Price Category 7	+\$164
Price Category (Geiger) 7	+\$164
Price Category 8	+\$870
Price Category 9	+\$1140
Price Category 10	+\$797
Price Category (Geiger) 10	+\$1260
Price Category B	+\$56
Price Category C	+\$78
Price Category D	+\$98
Price Category E	+\$119
Price Category F	+\$169
Price Category G	+\$199
Price Category H	+\$245
Price Category I	+\$317
Price Category J	+\$331
Price Category L	+\$422
Price Category X	+\$929
Price Category Y	+\$977

Step 12. Lock

KA	keyed alike, black	+\$0
KC	keyed differently, chrome	+\$0
KD	keyed differently, black	+\$0

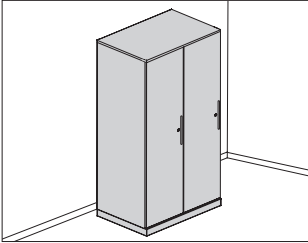
Step 13. Base Height

For 23½" high (26), 26¼" high (29), 35¼" high (38), or 39¾" high (42)

B1	1"-high base	+\$0
B2	1½"-high base	+\$0
B3	2¼"-high base	+\$0
B4	3¼"-high base	+\$0
BA	1"-high recessed base	+\$36
BB	1½"-high recessed base	+\$36
BC	2¼"-high recessed base	+\$36
BD	3¼"-high recessed base	+\$36
B5	4¼"-high base	+\$36
B9	4¾"-high mobile base	+\$297
NB	no base A	-\$64

For 47" high (50), 52½" high (55), 60½" high (63), 62¾" high (66), or 65½" high (69)

B1	1"-high base	+\$0
B2	1½"-high base	+\$0
B3	2¼"-high base	+\$0
B4	3¼"-high base	+\$0
BA	1"-high recessed base	+\$36
BB	1½"-high recessed base	+\$36
BC	2¼"-high recessed base	+\$36
BD	3¼"-high recessed base	+\$36
B5	4¼"-high base	+\$36
NB	no base A	-\$64



Product Information

Description

This freestanding metal locker is available a single-, double-, or 3-door case in 2 heights, 3 widths, and 1 depth. Doors can be hinged either left or right. The locker comes with or without a laminate top and has 3 base height options as well as a no-base option to allow for stacking of units 2 high. Each locker has a coat hook and shelf. Shelf is adjustable and is positioned in the back two thirds of the case.

Actual case widths are 14⁷/₈" (15), 29⁷/₈" (30), and 35⁷/₈" (36).

Actual case depth is 19⁷/₈" (20).

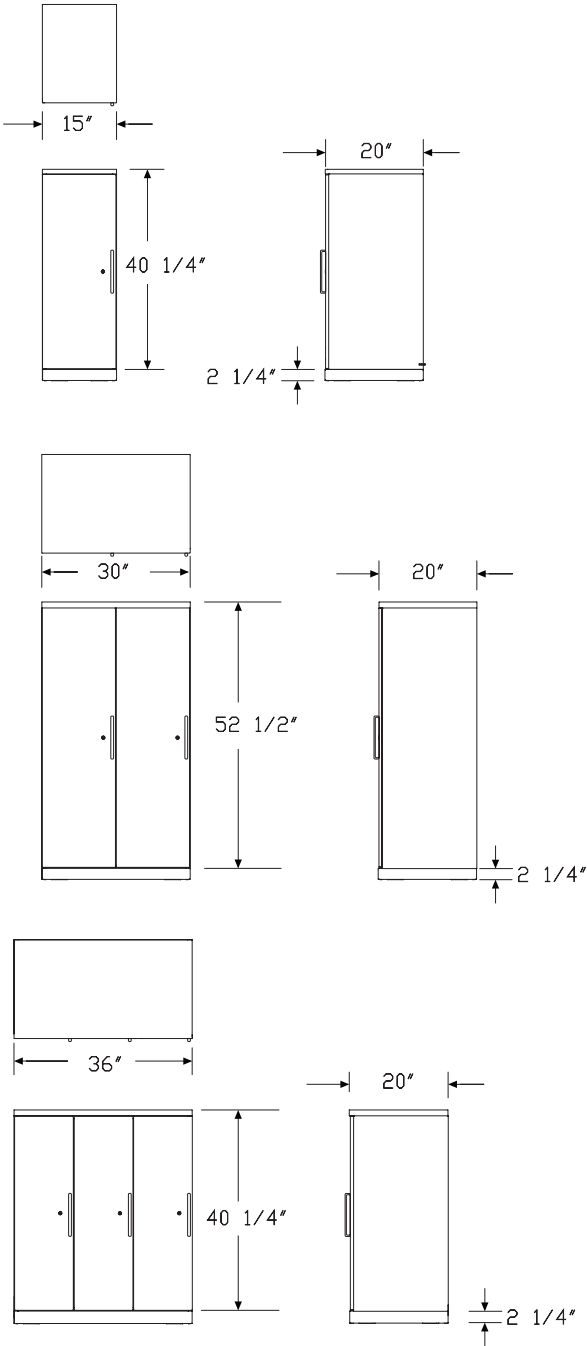
Notes

To stack another locker on top, specify no top-reinforcement bar (NTR) top option.

Dimensional illustration does not include all possible configurations.

For keyed-alike locks, order lock plugs separately. See Keyed-Alike Information in appendices.

Dimensions



Specification Information**Step 1.****4LT.** ☐**Step 2. Pull Style****K** bar pull ☐**A** arc pull ☐**Step 3. Width****15** 15" wide single door ☐**30** 30" wide double door ☐**36** 36" wide triple door ☐**Step 4. Depth****20** 20" deep ☐**Step 5. Height****42** 39 3/8" high ☐**55** 52 1/2" high ☐**Step 6. Hinge Location****R** right-hinged door ☐**L** left-hinged door ☐**Prices for Steps 1-6.**

		2042R	2042L	2055R	2055L
4LT.	K 15	\$1329	1329	1539	1539
	30	\$1760	1760	2088	2088
	36	\$2465	2465	2823	2823
	A 15	\$1329	1329	1539	1539
	30	\$1760	1760	2088	2088
	36	\$2465	2465	2823	2823

Step 7. Paint/Steel Type

SS	smooth paint on smooth steel <input type="checkbox"/>	+\$0
XS	textured paint on smooth steel <input type="checkbox"/>	+\$0

Step 8. Surface Finish*For smooth paint on smooth steel (SS)*

UBK	ultra black (CP) <input type="checkbox"/>	+\$0
8Q	folkstone grey (CP) <input type="checkbox"/>	+\$0
91	white (CP) <input type="checkbox"/>	+\$0
98	studio white (CP) <input type="checkbox"/>	+\$0
HF	inner tone light <input type="checkbox"/>	+\$0
LT	light tone <input type="checkbox"/>	+\$0
LU	soft white <input type="checkbox"/>	+\$0
MT	medium tone <input type="checkbox"/>	+\$0
SG	slate grey <input type="checkbox"/>	+\$0
WL	warm stone (CP) <input type="checkbox"/>	+\$0

Metallic Paint*For smooth paint on smooth steel (SS)*

611	beige mist metallic (CP) <input type="checkbox"/>	+\$0
613	silver (CP) <input type="checkbox"/>	+\$0
EH	metallic bronze <input type="checkbox"/>	+\$0
SNA	satin aluminum	+\$80
SNB	satin bronze	+\$80
SNC	satin carbon	+\$80

Sand Texture Paint*For textured paint on smooth steel (XS)*

UBK	ultra black (CP) <input type="checkbox"/>	+\$0
91	white (CP) <input type="checkbox"/>	+\$0
98	studio white (CP) <input type="checkbox"/>	+\$0
BK	black <input type="checkbox"/>	+\$0
CL	cool grey neutral <input type="checkbox"/>	+\$0
G1	graphite (CP) <input type="checkbox"/>	+\$0
WN	warm grey neutral <input type="checkbox"/>	+\$0

Step 9. Top

NT	no top <input type="checkbox"/>	+\$0
NTR	no top - reinforcement bar (used when stacking another locker on top of) <input type="checkbox"/>	+\$0
TL	1 1/4"-high high-pressure laminate top with thermoplastic edge <input type="checkbox"/>	+\$70

Step 10. Top Finish

For 1¼"-high high-pressure laminate top with thermoplastic edge (TL)

8Q	folkstone grey (CP) <input type="checkbox"/>	+\$0
91	white (CP) <input type="checkbox"/>	+\$0
98	studio white (CP) <input type="checkbox"/>	+\$0
CL	cool grey neutral <input type="checkbox"/>	+\$0
LU	soft white <input type="checkbox"/>	+\$0
WL	warm stone (CP) <input type="checkbox"/>	+\$0
WN	warm grey neutral <input type="checkbox"/>	+\$0
LBF	neutral twill <input type="checkbox"/>	+\$0
LBJ	graphite twill <input type="checkbox"/>	+\$0
LBQ	white twill <input type="checkbox"/>	+\$0
125	natural maple (CP) <input type="checkbox"/>	+\$0
126	natural cherry (CP) <input type="checkbox"/>	+\$0
127	walnut (CP) <input type="checkbox"/>	+\$0
139	light ash (CP) <input type="checkbox"/>	+\$0
140	warm ash (CP) <input type="checkbox"/>	+\$0
76	light brown walnut <input type="checkbox"/>	+\$0
HP	light anigre <input type="checkbox"/>	+\$0
LBA	clear on ash (CP) <input type="checkbox"/>	+\$0
LBR	phantom ecru <input type="checkbox"/>	+\$0
LBS	phantom cocoa <input type="checkbox"/>	+\$0
LBU	medium matte walnut (CP) <input type="checkbox"/>	+\$0
LBV	warm grey teak <input type="checkbox"/>	+\$0
LBB	oak on ash (CP) <input type="checkbox"/>	+\$0
LBC	walnut on ash (CP) <input type="checkbox"/>	+\$0

Step 11. Interior

CH	coathook with shelf <input type="checkbox"/>	+\$0
-----------	--	------

Step 12. Pull Finish

Metallic Paint

For bar pull (K)

611	beige mist metallic (CP) <input type="checkbox"/>	+\$0
613	silver (CP) <input type="checkbox"/>	+\$0
SNA	satin aluminum	+\$10
SNB	satin bronze	+\$10
SNC	satin carbon	+\$10

Sand Texture Paint

For bar pull (K)

DB3	glacier <input type="checkbox"/>	+\$10
DN2	nightfall <input type="checkbox"/>	+\$10
DR1	canyon <input type="checkbox"/>	+\$10
OLF	olive <input type="checkbox"/>	+\$10
BK	black <input type="checkbox"/>	+\$0

Smooth Paint

For bar pull (K)

8Q	folkstone grey (CP) <input type="checkbox"/>	+\$0
91	white (CP) <input type="checkbox"/>	+\$0
98	studio white (CP) <input type="checkbox"/>	+\$0
G1	graphite (CP) <input type="checkbox"/>	+\$0
UBK	ultra black (CP) <input type="checkbox"/>	+\$0
WL	warm stone (CP) <input type="checkbox"/>	+\$0

For arc pull (A)

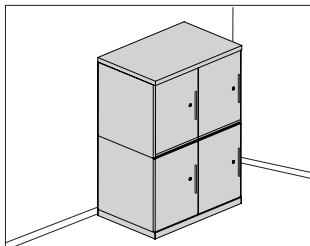
NH	brushed nickel <input type="checkbox"/>	+\$0
NK	black nickel <input type="checkbox"/>	+\$0

Step 13. Lock

KA	keyed alike <input type="checkbox"/>	+\$0
KC	keyed differently, chrome <input type="checkbox"/>	+\$0
KD	keyed differently, black <input type="checkbox"/>	+\$0

Step 14. Base Height

NB	no base <input type="checkbox"/>	-\$76
B1	1"-high base <input type="checkbox"/>	+\$0
B2	1½"-high base <input type="checkbox"/>	+\$0
B3	2¼"-high base <input type="checkbox"/>	+\$0



Product Information

Description

This freestanding metal locker is available with 2 lockers per module in 1-high, 2-high or 3-high stacks. Doors can be hinged either left or right. Each unit comes with or without a laminate top and has 3 base heights and a no-base option.

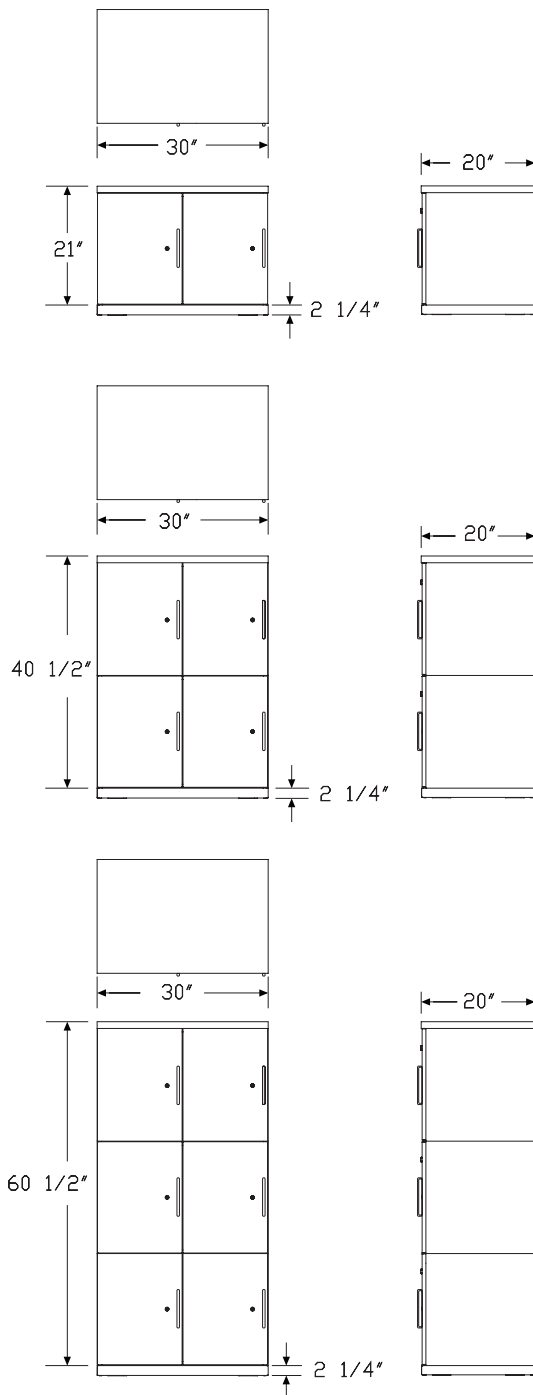
Actual case width is 29 $\frac{7}{8}$ " (30), height of each locker is 19 $\frac{5}{8}$ ", and case depth is 19 $\frac{7}{8}$ " (20).

Notes

Dimensional illustration does not include all possible configurations.

For keyed-alike locks, order lock plugs separately. See Keyed-Alike Information in appendices.

Dimensions



Meridian® Lockers-Half Height

continued

Meridian® Storage Lockers

Specification Information

Step 1.

4LH. ☐

Step 2. Pull Style

K bar pull ☐

A arc pull ☐

Step 3. Width

30 30" wide double door ☐

Step 4. Depth

20 20" deep ☐

Step 5. Height

1 1-high stack ☐

2 2-high stack ☐

3 3-high stack ☐

Step 6. Hinge Location

R right-hinged door ☐

L left-hinged door ☐

Prices for Steps 1-6.

		201R	201L	202R	202L	203R	203L
4LH.	K 30	\$1498	1498	2853	2853	4216	4216
	A 30	\$1525	1525	2853	2853	4216	4216

Step 7. Paint/Steel Type

SS smooth paint on smooth steel ☐ +\$0

XS textured paint on smooth steel ☐ +\$0

Step 8. Surface Finish

For smooth paint on smooth steel (SS)

UBK	ultra black (CP) <input type="checkbox"/>	+\$0
8Q	folkstone grey (CP) <input type="checkbox"/>	+\$0
91	white (CP) <input type="checkbox"/>	+\$0
98	studio white (CP) <input type="checkbox"/>	+\$0
HF	inner tone light <input type="checkbox"/>	+\$0
LT	light tone <input type="checkbox"/>	+\$0
LU	soft white <input type="checkbox"/>	+\$0
MT	medium tone <input type="checkbox"/>	+\$0
SG	slate grey <input type="checkbox"/>	+\$0
WL	warm stone (CP) <input type="checkbox"/>	+\$0

Metallic Paint

For smooth paint on smooth steel (SS)

611	beige mist metallic (CP) <input type="checkbox"/>	+\$0
613	silver (CP) <input type="checkbox"/>	+\$0
EH	metallic bronze <input type="checkbox"/>	+\$0
SNA	satin aluminum	+\$80
SNB	satin bronze	+\$80
SNC	satin carbon	+\$80

Sand Texture Paint

For textured paint on smooth steel (XS)

UBK	ultra black (CP) <input type="checkbox"/>	+\$0
91	white (CP) <input type="checkbox"/>	+\$0
98	studio white (CP) <input type="checkbox"/>	+\$0
BK	black <input type="checkbox"/>	+\$0
CL	cool grey neutral <input type="checkbox"/>	+\$0
G1	graphite (CP) <input type="checkbox"/>	+\$0
WN	warm grey neutral <input type="checkbox"/>	+\$0

Step 9. Top

NT	no top <input type="checkbox"/>	+\$0
TL	1¼"-high high-pressure laminate top with thermoplastic edge <input type="checkbox"/>	+\$70

Meridian® Lockers-Half Height

continued

Step 10. Top Finish

For 1¼"-high high-pressure laminate top with thermoplastic edge (TL)

8Q	folkstone grey (CP) <input type="checkbox"/>	+\$0
91	white (CP) <input type="checkbox"/>	+\$0
98	studio white (CP) <input type="checkbox"/>	+\$0
CL	cool grey neutral <input type="checkbox"/>	+\$0
HF	inner tone light <input type="checkbox"/>	+\$0
LT	light tone <input type="checkbox"/>	+\$0
LU	soft white <input type="checkbox"/>	+\$0
WL	warm stone (CP) <input type="checkbox"/>	+\$0
WN	warm grey neutral <input type="checkbox"/>	+\$0
LBF	neutral twill <input type="checkbox"/>	+\$0
LBJ	graphite twill <input type="checkbox"/>	+\$0
LBQ	white twill <input type="checkbox"/>	+\$0
125	natural maple (CP) <input type="checkbox"/>	+\$0
126	natural cherry (CP) <input type="checkbox"/>	+\$0
127	walnut (CP) <input type="checkbox"/>	+\$0
139	light ash (CP) <input type="checkbox"/>	+\$0
140	warm ash (CP) <input type="checkbox"/>	+\$0
76	light brown walnut <input type="checkbox"/>	+\$0
HP	light anigre <input type="checkbox"/>	+\$0
LBA	clear on ash (CP) <input type="checkbox"/>	+\$0
LBR	phantom ecru <input type="checkbox"/>	+\$0
LBS	phantom cocoa <input type="checkbox"/>	+\$0
LBU	medium matte walnut (CP) <input type="checkbox"/>	+\$0
LBV	warm grey teak <input type="checkbox"/>	+\$0
LBB	oak on ash (CP) <input type="checkbox"/>	+\$0
LBC	walnut on ash (CP) <input type="checkbox"/>	+\$0

Step 11. Edge Finish

For 1¼"-high high-pressure laminate top with thermoplastic edge (TL)

125	natural maple (CP) <input type="checkbox"/>	+\$0
126	natural cherry (CP) <input type="checkbox"/>	+\$0
127	walnut (CP) <input type="checkbox"/>	+\$0
139	light ash (CP) <input type="checkbox"/>	+\$0
140	warm ash (CP) <input type="checkbox"/>	+\$0
76	light brown walnut <input type="checkbox"/>	+\$0
8Q	folkstone grey (CP) <input type="checkbox"/>	+\$0
91	white (CP) <input type="checkbox"/>	+\$0
98	studio white (CP) <input type="checkbox"/>	+\$0
CL	cool grey neutral <input type="checkbox"/>	+\$0
HF	inner tone light <input type="checkbox"/>	+\$0
HP	light anigre <input type="checkbox"/>	+\$0
LBA	clear on ash (CP) <input type="checkbox"/>	+\$0
LBR	phantom ecru <input type="checkbox"/>	+\$0
LBS	phantom cocoa <input type="checkbox"/>	+\$0
LBU	medium matte walnut (CP) <input type="checkbox"/>	+\$0
LBV	warm grey teak <input type="checkbox"/>	+\$0
LBB	oak on ash (CP) <input type="checkbox"/>	+\$0
LBC	walnut on ash (CP) <input type="checkbox"/>	+\$0
LBF	neutral twill <input type="checkbox"/>	+\$0
LBJ	graphite twill <input type="checkbox"/>	+\$0
LBQ	white twill <input type="checkbox"/>	+\$0
LT	light tone <input type="checkbox"/>	+\$0
LU	soft white <input type="checkbox"/>	+\$0
WL	warm stone (CP) <input type="checkbox"/>	+\$0
WN	warm grey neutral <input type="checkbox"/>	+\$0

Step 12. Pull Finish

Metallic Paint

For bar pull (K)

611	beige mist metallic (CP) <input type="checkbox"/>	+\$0
613	silver (CP) <input type="checkbox"/>	+\$0
SNA	satin aluminum	+\$10
SNB	satin bronze	+\$10
SNC	satin carbon	+\$10

Sand Texture Paint

For bar pull (K)

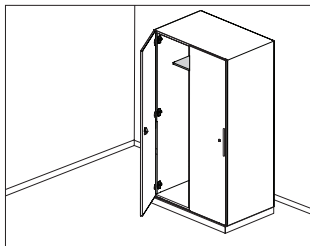
DB3	glacier <input type="checkbox"/>	+\$10
DN2	nightfall <input type="checkbox"/>	+\$10
DR1	canyon <input type="checkbox"/>	+\$10
OLF	olive <input type="checkbox"/>	+\$10
UBK	ultra black (CP) <input type="checkbox"/>	+\$0
BK	black <input type="checkbox"/>	+\$0

Meridian® Lockers-Half Height

continued

Meridian® Storage Lockers

Smooth Paint		
For bar pull (K)		
8Q	folkstone grey (CP) <input type="checkbox"/> A	+\$0
91	white (CP) <input type="checkbox"/> A	+\$0
98	studio white (CP) <input type="checkbox"/> A	+\$0
G1	graphite (CP) <input type="checkbox"/> A	+\$0
WL	warm stone (CP) <input type="checkbox"/> A	+\$0
For arc pull (A)		
NH	brushed nickel <input type="checkbox"/> A	+\$0
NK	black nickel <input type="checkbox"/> A	+\$0
Step 13. Lock		
KA	keyed alike <input type="checkbox"/> A	+\$0
KC	keyed differently, chrome <input type="checkbox"/> A	+\$0
KD	keyed differently, black <input type="checkbox"/> A	+\$0
Step 14. Base Height		
NB	no base <input type="checkbox"/> A	-\$76
B1	1"-high base <input type="checkbox"/> A	+\$0
B2	1½"-high base <input type="checkbox"/> A	+\$0
B3	2¼"-high base <input type="checkbox"/> A	+\$0

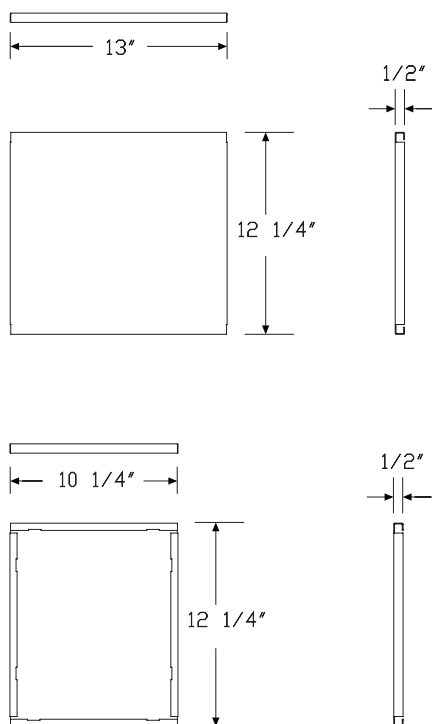


Product Information

Description

This adjustable metal shelf fits into a 20"-deep locker to provide additional storage. It is smooth steel and comes in 2 widths. Shelf attachment clips included.

Dimensions



Specification Information

Step 1.

4LS. ☐

Step 2. Width

12 shelf for 36" W locker ☐

15 shelf for 15" W, 30" W locker ☐

Prices for Steps 1-2.

4LS.	12	\$50
	15	\$54

Step 3. Paint/Steel Type

SS	smooth paint on smooth steel	<input type="checkbox"/>	+\$0
XS	textured paint on smooth steel	<input type="checkbox"/>	+\$0

Step 4. Surface Finish

For smooth paint on smooth steel (SS)

UBK	ultra black (CP)	<input type="checkbox"/>	+\$0
8Q	folkstone grey (CP)	<input type="checkbox"/>	+\$0
91	white (CP)	<input type="checkbox"/>	+\$0
98	studio white (CP)	<input type="checkbox"/>	+\$0
HF	inner tone light	<input type="checkbox"/>	+\$0
LT	light tone	<input type="checkbox"/>	+\$0
LU	soft white	<input type="checkbox"/>	+\$0
MT	medium tone	<input type="checkbox"/>	+\$0
SG	slate grey	<input type="checkbox"/>	+\$0
WL	warm stone (CP)	<input type="checkbox"/>	+\$0

For smooth paint on smooth steel (SS)

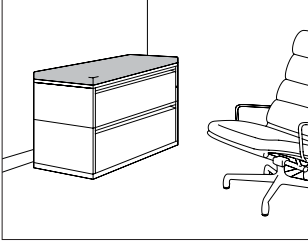
611	beige mist metallic (CP)	<input type="checkbox"/>	+\$0
613	silver (CP)	<input type="checkbox"/>	+\$0
EH	metallic bronze	<input type="checkbox"/>	+\$0
SNA	satin aluminum		+\$10
SNB	satin bronze		+\$10
SNC	satin carbon		+\$10

For textured paint on smooth steel (XS)

UBK	ultra black (CP)	<input type="checkbox"/>	+\$0
91	white (CP)	<input type="checkbox"/>	+\$0
98	studio white (CP)	<input type="checkbox"/>	+\$0
BK	black	<input type="checkbox"/>	+\$0
CL	cool grey neutral	<input type="checkbox"/>	+\$0
G1	graphite (CP)	<input type="checkbox"/>	+\$0
WN	warm grey neutral	<input type="checkbox"/>	+\$0

Retrofit Cushion Top

TC1-3
TC1-4
TC2-3
TC2-4



Product Information

Description

This cushion top is retrofit to a lateral file or storage case with a flat metal top. It is available in 2 heights, 3 widths, and 2 depths. Hook-and-loop fastener strips are included to attach cushion to flat metal top.

Notes

Cushion top accepts Customer's Own Material (COM). Yardage is estimated for nondirectional, 54"-wide fabrics. When ordering more than 1 cushion, round up total yardage requirement to next whole yard of fabric.

Width—Yardage

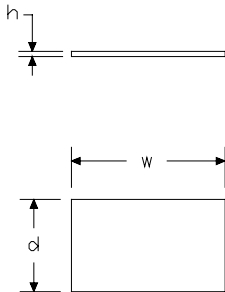
30"—1.05

36"—1.22

42"—1.40

For information on multiple quantities or directional fabrics, contact COM Department. See Order Information in Appendices.

Dimensions



Specification Information

Step 1.

TC

Step 2. Height

1- 1" high

2- 2" high

Step 3. Width

30 30" wide

36 36" wide

42 42" wide

Step 4. Depth

18 18" deep

20 20" deep

Prices for Steps 1-4.

TC1-30	18	\$524
	20	\$524

TC1-36	18	\$524
	20	\$524

TC1-42	18	\$524
	20	\$524

TC2-30	18	\$534
	20	\$534

TC2-36	18	\$534
	20	\$534

TC2-42	18	\$524
	20	\$524

Retrofit Cushion Top *continued*

Step 5. Cushion Top Fabric

For 1" high (1-)

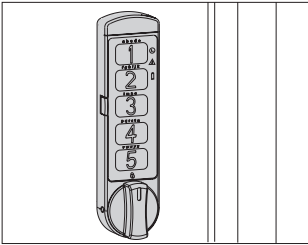
Price Category 1	+\$0
Price Category 2	+\$90
Price Category 3	+\$109
Price Category 4	+\$134
Price Category 5	+\$158
Price Category (Geiger) 5	+\$158
Price Category 7	+\$181
Price Category (Geiger) 7	+\$181
Price Category 8	+\$958
Price Category 9	+\$1254
Price Category 10	+\$877
Price Category (Geiger) 10	+\$1386
Price Category B	+\$62
Price Category C	+\$58
Price Category D	+\$109
Price Category E	+\$131
Price Category F	+\$72
Price Category G	+\$220
Price Category H	+\$270
Price Category I	+\$132
Price Category J	+\$365
Price Category L	+\$466
Price Category M	+\$512
Price Category X	+\$1022
Price Category Y	+\$1075

For 2" high (2-)

Price Category 1	+\$0
Price Category 2	+\$90
Price Category 3	+\$109
Price Category 4	+\$134
Price Category 5	+\$158
Price Category (Geiger) 5	+\$158
Price Category 7	+\$181
Price Category (Geiger) 7	+\$181
Price Category 8	+\$958
Price Category 9	+\$1254
Price Category 10	+\$877
Price Category (Geiger) 10	+\$1386
Price Category B	+\$62
Price Category C	+\$58
Price Category D	+\$109
Price Category E	+\$131
Price Category F	+\$72
Price Category G	+\$220
Price Category H	+\$270
Price Category I	+\$132
Price Category J	+\$365
Price Category L	+\$466
Price Category X	+\$1022
Price Category Y	+\$1075

Keyless Lock

MKL-H
MKL-V
MKS-H
MKS-V



Product Information

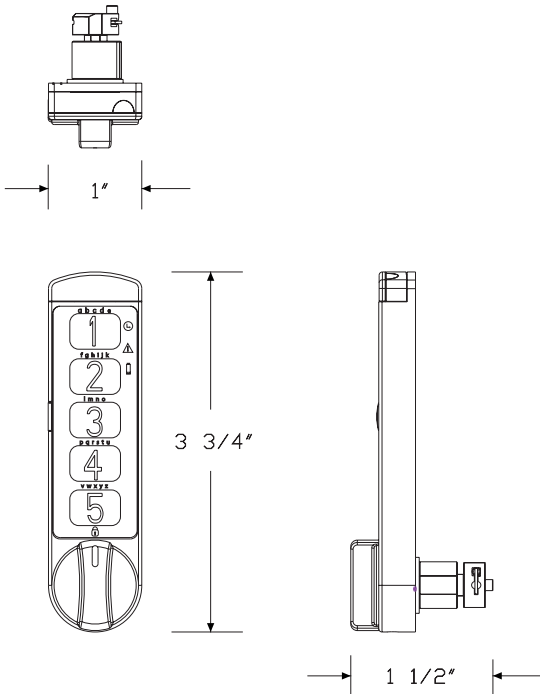
Description

This keyless lock replaces an existing cam lock and is available in 2 mode options. Locker mode allows for a temporary code to be entered for each use, and station mode allows for repeated use with the same code. Multiple orientation options allow the keyless lock to be used with a variety of products.

Notes

- Replacement battery is a 3-volt lithium CR2032 battery.
 - Actual lock dimensions are 3.86"W×1.00"H×0.39"D.
 - Meridian® standard pull 2600 series, the Tu® metal pedestal, and some Tu metal lateral files will not accommodate the width of the keyless lock.
 - Order the following products separately:
 - Control key fob (MKL-CKF)
 - User key fob (MKL-UKF)
- This keyless lock can be found under the Meridian® product line code of MS.

Dimensions



Specification Information

Step 1.

MK ☐

Step 2. Mode

- L- locker mode ☐
- S- station mode ☐

Step 3. Orientation

- HL horizontal, keypad facing left ☐
- HR horizontal, keypad facing right ☐
- VU vertical, keypad facing up ☐
- VD vertical, keypad facing down ☐

Prices for Steps 1-3.

MKL-HL	\$289
MKL-HR	\$289
MKL-VU	\$289
MKL-VD	\$289
MKS-HL	\$289
MKS-HR	\$289
MKS-VU	\$289
MKS-VD	\$289

Step 4. Finish

- 01 silver ☐ +\$0
- BK black ☐ +\$0

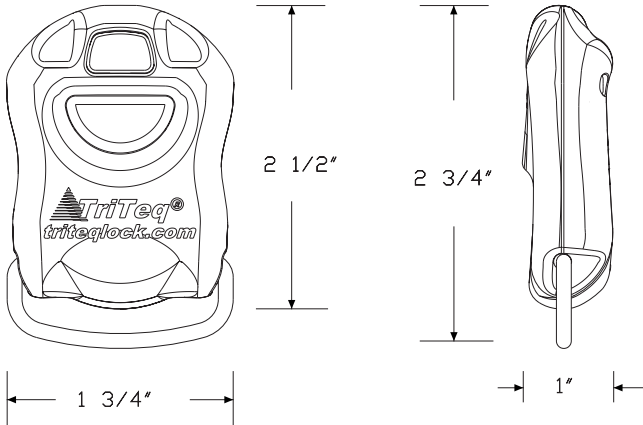
Keyless Lock, Control Key Fob

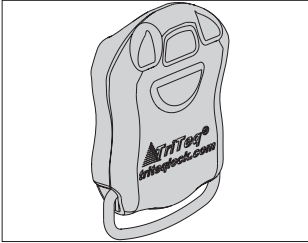
MKL-C



Product Information
Description
This key fob opens the keyless lock without using the numeric keypad.
Notes
Order the following products separately:
• Keyless lock (MK)
• User key fob (MKL-UKF)
This keyless lock, control key fob can be found under the Meridian® product line code of MS.
Dimensions

Specification Information
Step 1.
MKL-CKF A
\$249





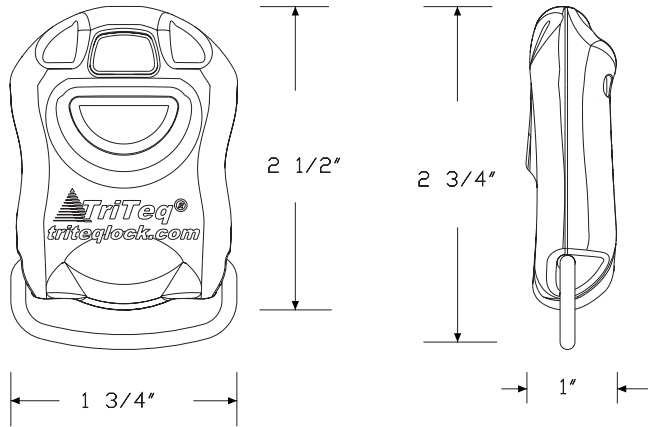
Product Information
Description
This key fob opens the keyless lock without using the numeric keypad.

Notes
Order the following products separately:
• Keyless lock (MK)
• Control key fob (MKL-CKF)
This keyless lock, user key fob can be found under the Meridian® product line code of MS.

Dimensions

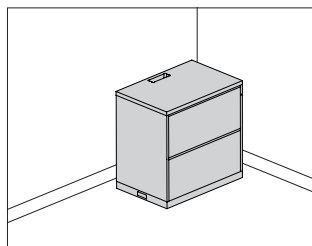
Specification Information
Step 1.
MKL-UKF A
\$249

Meridian® Keyless Locks



Standard-Pull Powered Storage Lateral File

PS26-



Product Information

Description

This powered storage lateral file holds letter-, legal-, and A4-size hanging files. It has standard pulls and smooth steel. The file has no top or a metal, laminate, or veneer top. A positive interlock system permits only 1 drawer to open at a time. 1 lock controls all drawers. The drawers can be specified with 3 dividers or with front-to-back or side-to-side filing rails for hanging files. 3 widths, 1 depth and 4 heights are available. The base includes adjustable glides. Lock is located in case stile.

Actual powered storage lateral file widths are 29⁷/₈", 35⁷/₈", or 41⁷/₈"; actual depth is 19⁷/₈"; drawer depth is 18". The 2¹/₄"-high base has 1¹/₂" glide adjustment.

Notes

Dimensional illustrations do not include all possible configurations.

Order the following products separately:

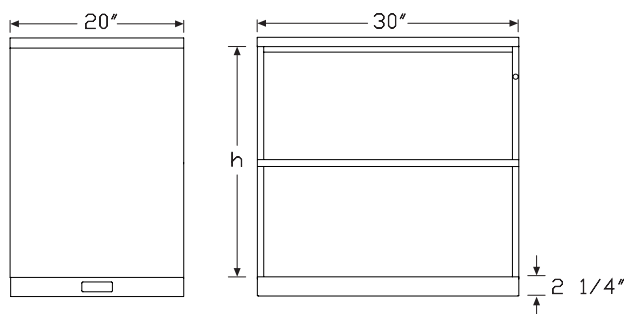
- Connect™ - S310 electrical unit with connect modular connection (Y1329.)
- Connect - power entry, 4-circuit (Y1351.)
- Connect - junction block to junction block jumper, 4-circuit (Y1353.)
- Connect - H-block connector, 4-circuit (Y1354.H)
- Ganging kit (U1B36D9)

Top power access not available on metal tops.

Powered storage units must be ganged together. Use kit (U1B36D9).

For keyed-alike locks, order lock plugs separately. See Keyed-Alike Information in Appendices.

Dimensions



Specification Information

Step 1.

PS26- ☐ A

Step 2. Width

30 30" wide ☐ A

36 36" wide ☐ A

42 42" wide ☐ A

Step 3. Depth

20- 20" deep ☐ A

Step 4. Configuration

2N 2 11³/₄"-high drawers ☐ A

2E 2 13¹/₈"-high drawers ☐ A

3N 3 11³/₄"-high drawers ☐ A

3E 3 13¹/₈"-high drawers ☐ A

Step 5. Power Access (on top of case)

T access ☐ A

N no access ☐ A

Prices for Steps 1-5.

			2NT	2NN	2ET	2EN	3NT	3NN
PS26-	30	20-	\$1310	1270	1310	1270	1755	1766
	36	20-	\$1448	1409	1448	1409	1991	1950
	42	20-	\$1635	1596	1635	1596	2246	2206

			3ET	3EN
PS26-	30	20-	\$1803	1766
	36	20-	\$1991	1899
	42	20-	\$2246	2206

Step 6. Paint/Steel Type

SS	smooth paint on smooth steel	<input type="checkbox"/> A	+\$0
XS	textured paint on smooth steel	<input type="checkbox"/> A	+\$0

Standard-Pull Powered Storage

Lateral File *continued*

Step 7. Surface Finish

Nonmetallic Paint

For smooth paint on smooth steel (SS)

8Q	folkstone grey (CP) <input type="checkbox"/>	+\$0
91	white (CP) <input type="checkbox"/>	+\$0
98	studio white (CP) <input type="checkbox"/>	+\$0
HF	inner tone light <input type="checkbox"/>	+\$0
LT	light tone <input type="checkbox"/>	+\$0
LU	soft white <input type="checkbox"/>	+\$0
MT	medium tone <input type="checkbox"/>	+\$0
SG	slate grey <input type="checkbox"/>	+\$0
WL	warm stone (CP) <input type="checkbox"/>	+\$0

Metallic Paint

For smooth paint on smooth steel (SS)

611	beige mist metallic (CP) <input type="checkbox"/>	+\$0
613	silver (CP) <input type="checkbox"/>	+\$0
SNA	satin aluminum	+\$80
SNB	satin bronze	+\$80
SNC	satin carbon	+\$80
EH	metallic bronze <input type="checkbox"/>	+\$0

Sand Texture Paint

For textured paint on smooth steel (XS)

91	white (CP) <input type="checkbox"/>	+\$0
98	studio white (CP) <input type="checkbox"/>	+\$0
BK	black <input type="checkbox"/>	+\$0
CL	cool grey neutral <input type="checkbox"/>	+\$0
G1	graphite (CP) <input type="checkbox"/>	+\$0
WN	warm grey neutral <input type="checkbox"/>	+\$0

Step 8. Top

For access (T)

TL	1¼"-high high-pressure laminate top with thermoplastic edge <input type="checkbox"/>	+\$78
-----------	--	-------

For no access (N)

NT	no top <input type="checkbox"/>	+\$0
T1	1"-high painted metal top with squared edge <input type="checkbox"/>	+\$0
T2	1¼"-high painted metal top with squared edge <input type="checkbox"/>	+\$0
T3	1¼"-high painted metal top with radius edge <input type="checkbox"/>	+\$67
TL	1¼"-high high-pressure laminate top with thermoplastic edge <input type="checkbox"/>	+\$78

Step 9.

Top Finish: Solid-Color Laminate

For 1¼"-high high-pressure laminate top with thermoplastic edge (TL)

8Q	folkstone grey (CP) <input type="checkbox"/>	+\$0
91	white (CP) <input type="checkbox"/>	+\$0
98	studio white (CP)	+\$0
CL	cool grey neutral <input type="checkbox"/>	+\$0
HF	inner tone light <input type="checkbox"/>	+\$0
LT	light tone <input type="checkbox"/>	+\$0
LU	soft white <input type="checkbox"/>	+\$0
WL	warm stone (CP) <input type="checkbox"/>	+\$0
WN	warm grey neutral <input type="checkbox"/>	+\$0

Top Finish: Twill Laminate

For 1¼"-high high-pressure laminate top with thermoplastic edge (TL)

LBF	neutral twill	+\$0
LBJ	graphite twill	+\$0
LBQ	white twill	+\$0

Top Finish: Wood-Grain Laminate

For 1¼"-high high-pressure laminate top with thermoplastic edge (TL)

125	natural maple (CP) <input type="checkbox"/>	+\$0
126	natural cherry (CP) <input type="checkbox"/>	+\$0
127	walnut (CP) <input type="checkbox"/>	+\$0
139	light ash (CP) <input type="checkbox"/>	+\$0
140	warm ash (CP) <input type="checkbox"/>	+\$0
HP	light anigre <input type="checkbox"/>	+\$0
LBA	clear on ash (CP)	+\$0
LBB	oak on ash (CP)	+\$0
LBC	walnut on ash (CP)	+\$0
LBR	phantom ecru	+\$0
LBS	phantom cocoa	+\$0
LBU	medium matte walnut (CP)	+\$0
LBV	warm grey teak	+\$0
76	light brown walnut <input type="checkbox"/>	+\$0

Veneer Top Finish: Recut Veneer

STA	stain-to-match on recut ash (nonstandard) <input type="checkbox"/>	+\$20
------------	--	-------

Veneer Top Finish: Wood Veneer

2U	light brown walnut <input type="checkbox"/>	+\$28
40	dark brown walnut <input type="checkbox"/>	+\$28
EW	medium matte walnut <input type="checkbox"/>	+\$28
ET	clear on ash <input type="checkbox"/>	+\$28
EV	walnut on ash <input type="checkbox"/>	+\$28
UL	natural maple <input type="checkbox"/>	+\$28

Standard-Pull Powered Storage

Lateral File *continued*

Step 10. Edge Finish

For 1¼"-high high-pressure laminate top with thermoplastic edge (TL)

125	natural maple (CP)	+\$0
126	natural cherry (CP)	+\$0
127	walnut (CP)	+\$0
139	light ash (CP)	+\$0
140	warm ash (CP)	+\$0
UBK	ultra black (CP)	+\$0
76	light brown walnut	+\$0
8Q	folkstone grey (CP)	+\$0
91	white (CP)	+\$0
98	studio white (CP)	+\$0
CL	cool grey neutral	+\$0
HF	inner tone light	+\$0
HP	light anigre	+\$0
LBA	clear on ash (CP)	+\$0
LBB	oak on ash (CP)	+\$0
LBC	walnut on ash (CP)	+\$0
LBR	phantom ecru	+\$0
LBS	phantom cocoa	+\$0
LBU	medium matte walnut (CP)	+\$0
LBV	warm grey teak	+\$0
LBF	neutral twill	+\$0
LBJ	graphite twill	+\$0
LBQ	white twill	+\$0
LU	soft white	+\$0
SG	slate grey	+\$0
WL	warm stone (CP)	+\$0
WN	warm grey neutral	+\$0

Step 11. Lock

KA	keyed alike <input type="checkbox"/>	+\$0
KC	keyed differently, chrome <input type="checkbox"/>	+\$0
KD	keyed differently, black <input type="checkbox"/>	+\$0

Step 12. Base/Access Location

B3	2¼" base, no access <input type="checkbox"/>	+\$0
B3L	2¼" base, power access left <input type="checkbox"/>	+\$65
B3R	2¼" base, power access right <input type="checkbox"/>	+\$65
B3B	2¼" base, power access left and right <input type="checkbox"/>	+\$88
B3MB	2¼" base, power access back <input type="checkbox"/>	+\$65
B3LB	2¼" base, power access back & left <input type="checkbox"/>	+\$88
B3RB	2¼" base, power access back & right <input type="checkbox"/>	+\$88
B3BB	2¼" base, power access back,rt, & left <input type="checkbox"/>	+\$98

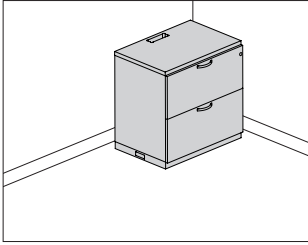
Step 13. Counterweight

NO	no counterweight (must gang or anchor) <input type="checkbox"/>	+\$0
CB	counterweight (recommended) <input type="checkbox"/>	+\$132

Step 14. Drawer Interior

9P	front-to-back filing rail <input type="checkbox"/>	+\$0
9R	side-to-side filing rail <input type="checkbox"/>	+\$0
9M	3 dividers <input type="checkbox"/>	+\$0

Arc-Pull Powered Storage Lateral File PS2AM



Product Information

Description

This powered storage lateral file holds letter-, legal-, and A4-size hanging files. It has arc pulls and smooth steel. The file has no top or a metal, laminate, or veneer top. A positive interlock system permits only 1 drawer to open at a time. 1 lock controls all drawers. The drawers can be specified with 3 dividers or with front-to-back or side-to-side filing rails for hanging files. 3 widths, 1 depth and 4 heights are available. The base includes adjustable glides. Lock is located in drawer face.

Actual powered storage lateral file widths are 29⁷/₈", 35⁷/₈", or 41⁷/₈"; actual depth is 19⁷/₈"; drawer depth is 18". The 2¹/₄"-high base has 1¹/₂" glide adjustment.

Notes

Dimensional illustrations do not include all possible configurations.

Arc pull option (A.) conforms to guidelines of Americans with Disabilities Act (ADA).

Order the following products separately:

- Connect™ - S310 electrical unit with connect modular connection (Y1329.)
- Connect - power entry, 4-circuit (Y1351.)
- Connect - junction block to junction block jumper, 4-circuit (Y1353.)
- Connect - H-block connector, 4-circuit (Y1354.H)
- Ganging kit (U1B36D9)

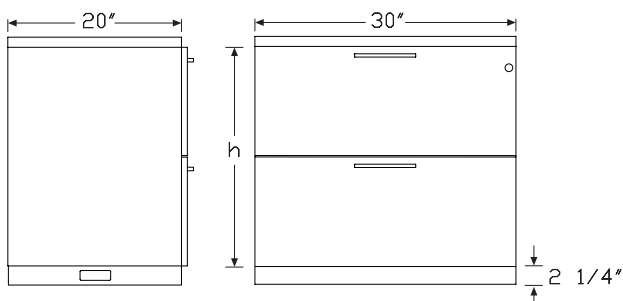
Top power access not available on metal tops.

Powered storage units must be ganged together. Use kit (U1B36D9).

For keyed-alike locks, order lock plugs separately. See Keyed-Alike Information in Appendices.

The arc pull conforms to guidelines of the Americans with Disabilities Act (ADA).

Dimensions



Specification Information

Step 1.

PS2A ☐

Step 2. Front Material

M- painted metal front ☐

Step 3. Width

30 30" wide ☐

36 36" wide ☐

42 42" wide ☐

Step 4. Depth

20- 20" deep ☐

Step 5. Configuration

2N 2 11³/₄"-high drawers ☐

2E 2 13¹/₈"-high drawers ☐

3N 3 11³/₄"-high drawers ☐

3E 3 13¹/₈"-high drawers ☐

Step 6. Power Access (on top of case)

T access ☐

N no access ☐

Prices for Steps 1-6.

		2NT	2NN	2ET	2EN	3NT	3NN
PS2AM-	30 20-	\$1377	1333	1377	1333	1898	1853
	36 20-	\$1521	1479	1521	1479	2091	2046
	42 20-	\$1717	1675	1717	1675	2360	2315

		3ET	3EN
PS2AM-	30 20-	\$1898	1853
	36 20-	\$2091	2046
	42 20-	\$2360	2315

Step 7. Paint/Steel Type

SS	smooth paint on smooth steel <input type="checkbox"/>	+\$0
XS	textured paint on smooth steel <input type="checkbox"/>	+\$0

Arc-Pull Powered Storage Lateral File

continued

Step 8. Surface Finish

Nonmetallic Paint

For smooth paint on smooth steel (SS)

8Q	folkstone grey (CP) <input type="checkbox"/>	+\$0
91	white (CP) <input type="checkbox"/>	+\$0
98	studio white (CP) <input type="checkbox"/>	+\$0
HF	inner tone light <input type="checkbox"/>	+\$0
LT	light tone <input type="checkbox"/>	+\$0
LU	soft white <input type="checkbox"/>	+\$0
MT	medium tone <input type="checkbox"/>	+\$0
SG	slate grey <input type="checkbox"/>	+\$0
WL	warm stone (CP) <input type="checkbox"/>	+\$0

Metallic Paint

For smooth paint on smooth steel (SS)

611	beige mist metallic (CP) <input type="checkbox"/>	+\$0
613	silver (CP) <input type="checkbox"/>	+\$0
EH	metallic bronze <input type="checkbox"/>	+\$0

Sand Texture Paint

For textured paint on smooth steel (XS)

91	white (CP) <input type="checkbox"/>	+\$0
98	studio white (CP) <input type="checkbox"/>	+\$0
BK	black <input type="checkbox"/>	+\$0
CL	cool grey neutral <input type="checkbox"/>	+\$0
G1	graphite (CP) <input type="checkbox"/>	+\$0
WN	warm grey neutral <input type="checkbox"/>	+\$0

Step 9. Top

For painted metal front (M-) with access (T)

TL	1 1/4"-high high-pressure laminate top with thermoplastic edge <input type="checkbox"/>	+\$78
-----------	---	-------

For painted metal front (M-) with no access (N)

NT	no top <input type="checkbox"/>	+\$0
T1	1"-high painted metal top with squared edge <input type="checkbox"/>	+\$0
T2	1 1/4"-high painted metal top with squared edge <input type="checkbox"/>	+\$0
T3	1 1/4"-high painted metal top with radius edge <input type="checkbox"/>	+\$67
TL	1 1/4"-high high-pressure laminate top with thermoplastic edge <input type="checkbox"/>	+\$78

Step 10. Veneer Top Finish

Wood Veneer

2U	light brown walnut <input type="checkbox"/>	+\$28
40	dark brown walnut <input type="checkbox"/>	+\$28
EW	medium matte walnut <input type="checkbox"/>	+\$0
ET	clear on ash <input type="checkbox"/>	+\$28
EU	oak on ash <input type="checkbox"/>	+\$28
EV	walnut on ash <input type="checkbox"/>	+\$28
UL	natural maple <input type="checkbox"/>	+\$28

Step 11. Top Finish

For 1 1/4"-high high-pressure laminate top with thermoplastic edge (TL)

Solid-Color Laminate

8Q	folkstone grey (CP) <input type="checkbox"/>	+\$0
91	white (CP) <input type="checkbox"/>	+\$0
98	studio white (CP)	+\$0
CL	cool grey neutral <input type="checkbox"/>	+\$0
HF	inner tone light <input type="checkbox"/>	+\$0
LT	light tone <input type="checkbox"/>	+\$0
LU	soft white <input type="checkbox"/>	+\$0
WL	warm stone (CP) <input type="checkbox"/>	+\$0
WN	warm grey neutral <input type="checkbox"/>	+\$0

Twill Laminate

LBF	neutral twill	+\$0
LBJ	graphite twill	+\$0
LBQ	white twill	+\$0

Wood-Grain Laminate

125	natural maple (CP) <input type="checkbox"/>	+\$0
126	natural cherry (CP) <input type="checkbox"/>	+\$0
127	walnut (CP) <input type="checkbox"/>	+\$0
139	light ash (CP) <input type="checkbox"/>	+\$0
140	warm ash (CP) <input type="checkbox"/>	+\$0
HP	light anigre <input type="checkbox"/>	+\$0
LBA	clear on ash (CP)	+\$0
LBB	oak on ash (CP)	+\$0
LBC	walnut on ash (CP)	+\$0
LBR	phantom ecru	+\$0
LBS	phantom cocoa	+\$0
LBU	medium matte walnut (CP)	+\$0
LBV	warm grey teak	+\$0
76	light brown walnut <input type="checkbox"/>	+\$0

Arc-Pull Powered Storage Lateral File

continued

Meridian® Powered Storage

Step 12. Edge Finish

For 1 1/4" high high-pressure laminate top with thermoplastic edge (TL)

125	natural maple (CP)	+\$0
126	natural cherry (CP)	+\$0
127	walnut (CP)	+\$0
139	light ash (CP)	+\$0
140	warm ash (CP)	+\$0
UBK	ultra black (CP)	+\$0
76	light brown walnut	+\$0
8Q	folkstone grey (CP)	+\$0
91	white (CP)	+\$0
98	studio white (CP)	+\$0
CL	cool grey neutral	+\$0
HF	inner tone light	+\$0
HP	light anigre	+\$0
LBA	clear on ash (CP)	+\$0
LBB	oak on ash (CP)	+\$0
LBC	walnut on ash (CP)	+\$0
LBR	phantom ecru	+\$0
LBS	phantom cocoa	+\$0
LBU	medium matte walnut (CP)	+\$0
LBV	warm grey teak	+\$0
LBF	neutral twill	+\$0
LBJ	graphite twill	+\$0
LBQ	white twill	+\$0
LU	soft white	+\$0
SG	slate grey	+\$0
WL	warm stone (CP)	+\$0
WN	warm grey neutral	+\$0

Step 13. Lock

KA	keyed alike <input type="checkbox"/>	+\$0
KC	keyed differently, chrome <input type="checkbox"/>	+\$0
KD	keyed differently, black <input type="checkbox"/>	+\$0

Step 14. Pull Finish

NH	brushed nickel <input type="checkbox"/>	+\$0
NK	black nickel <input type="checkbox"/>	+\$0

Step 15. Base/Access Location

B3	2 1/4" base, no access <input type="checkbox"/>	+\$0
B3L	2 1/4" base, power access left <input type="checkbox"/>	+\$65
B3R	2 1/4" base, power access right <input type="checkbox"/>	+\$65
B3B	2 1/4" base, power access left and right <input type="checkbox"/>	+\$88
B3MB	2 1/4" base, power access back <input type="checkbox"/>	+\$65
B3LB	2 1/4" base, power access back & left <input type="checkbox"/>	+\$88
B3RB	2 1/4" base, power access back & right <input type="checkbox"/>	+\$88
B3BB	2 1/4" base, power access back,rt, & left <input type="checkbox"/>	+\$98

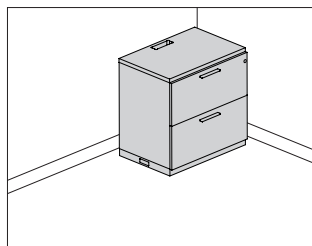
Step 16. Counterweight

NO	no counterweight (must gang or anchor) <input type="checkbox"/>	+\$0
CB	counterweight (recommended) <input type="checkbox"/>	+\$132

Step 17. Drawer Interior

9P	front-to-back filing rail <input type="checkbox"/>	+\$0
9R	side-to-side filing rail <input type="checkbox"/>	+\$0
9M	3 dividers <input type="checkbox"/>	+\$0

Bar-Pull Powered Storage Lateral File PS2KM



Product Information

Description

This powered storage lateral file holds letter-, legal-, and A4-size hanging files. It has bar pulls and smooth steel. The file has no top or a metal, laminate, or veneer top. A positive interlock system permits only 1 drawer to open at a time. 1 lock controls all drawers. The drawers can be specified with 3 dividers or with front-to-back or side-to-side filing rails for hanging files. 3 widths, 1 depth and 4 heights are available. The base includes adjustable glides. Lock is located in drawer face.

Actual powered storage lateral file widths are 29⁷/₈", 35⁷/₈", or 41⁷/₈"; actual depth is 19⁷/₈"; drawer depth is 18". The 2¹/₄"-high base has 1¹/₂" glide adjustment.

Notes

Dimensional illustrations do not include all possible configurations.

Order the following products separately:

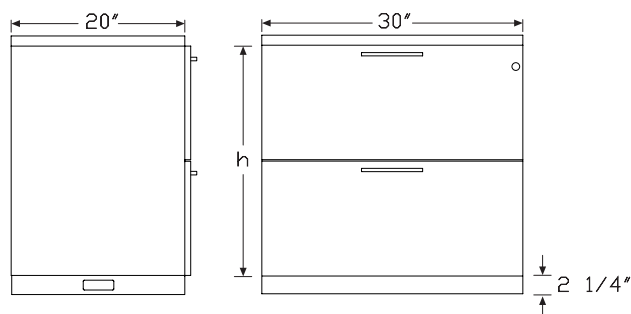
- Connect™ - S310 electrical unit with connect modular connection (Y1329.)
- Connect - power entry, 4-circuit (Y1351.)
- Connect - junction block to junction block jumper, 4-circuit (Y1353.)
- Connect - H-block connector, 4-circuit (Y1354.H)
- Ganging kit (U1B36D9)

Top power access not available on metal tops.

Powered storage units must be ganged together. Use kit (U1B36D9).

For keyed-alike locks, order lock plugs separately. See Keyed-Alike Information in Appendices.

Dimensions



Specification Information

Step 1.

PS2K ☐

Step 2. Front Material

M- painted metal front ☐

Step 3. Width

30 30" wide ☐

36 36" wide ☐

42 42" wide ☐

Step 4. Depth

20- 20" deep ☐

Step 5. Configuration

2N 2 11³/₄"-high drawers ☐

2E 2 13¹/₈"-high drawers ☐

3N 3 11³/₄"-high drawers ☐

3E 3 13¹/₈"-high drawers ☐

Step 6. Power Access (on top of case)

T access ☐

N no access ☐

Prices for Steps 1-6.

			2NT	2NN	2ET	2EN	3NT	3NN
PS2KM-	30	20-	\$1377	1333	1377	1333	1898	1853
	36	20-	\$1521	1479	1521	1479	2091	2046
	42	20-	\$1717	1675	1717	1675	2360	2315

				3ET	3EN
PS2KM-	30	20-		\$1898	1853
	36	20-		\$2091	2046
	42	20-		\$2360	2315

Step 7. Paint/Steel Type

SS	smooth paint on smooth steel <input type="checkbox"/>	+\$0
XS	textured paint on smooth steel <input type="checkbox"/>	+\$0

Bar-Pull Powered Storage Lateral File

continued

Meridian® Powered Storage

Step 8. Surface Finish

Nonmetallic Paint

For smooth paint on smooth steel (SS)

8Q	folkstone grey (CP) <input type="checkbox"/>	+\$0
91	white (CP) <input type="checkbox"/>	+\$0
98	studio white (CP) <input type="checkbox"/>	+\$0
HF	inner tone light <input type="checkbox"/>	+\$0
LT	light tone <input type="checkbox"/>	+\$0
LU	soft white <input type="checkbox"/>	+\$0
MT	medium tone <input type="checkbox"/>	+\$0
SG	slate grey <input type="checkbox"/>	+\$0
WL	warm stone (CP) <input type="checkbox"/>	+\$0

Metallic Paint

For smooth paint on smooth steel (SS)

611	beige mist metallic (CP) <input type="checkbox"/>	+\$0
613	silver (CP) <input type="checkbox"/>	+\$0
EH	metallic bronze <input type="checkbox"/>	+\$0
SNA	satin aluminum	+\$80
SNB	satin bronze	+\$80
SNC	satin carbon	+\$80

Sand Texture Paint

For textured paint on smooth steel (XS)

91	white (CP) <input type="checkbox"/>	+\$0
98	studio white (CP) <input type="checkbox"/>	+\$0
BK	black <input type="checkbox"/>	+\$0
CL	cool grey neutral <input type="checkbox"/>	+\$0
G1	graphite (CP) <input type="checkbox"/>	+\$0
WN	warm grey neutral <input type="checkbox"/>	+\$0

Step 9. Top

For painted metal front (M-) with access (T)

TL	1¼"-high high-pressure laminate top with thermoplastic edge <input type="checkbox"/>	+\$78
-----------	--	-------

For painted metal front (M-) with no access (N)

NT	no top <input type="checkbox"/>	+\$0
T1	1"-high painted metal top with squared edge <input type="checkbox"/>	+\$0
T2	1¼"-high painted metal top with squared edge <input type="checkbox"/>	+\$0
T3	1¼"-high painted metal top with radius edge <input type="checkbox"/>	+\$67
TL	1¼"-high high-pressure laminate top with thermoplastic edge <input type="checkbox"/>	+\$78

Step 10. Veneer Top Finish

Wood Veneer

2U	light brown walnut <input type="checkbox"/>	+\$28
40	dark brown walnut <input type="checkbox"/>	+\$28
EW	medium matte walnut <input type="checkbox"/>	+\$0
ET	clear on ash <input type="checkbox"/>	+\$28
EU	oak on ash <input type="checkbox"/>	+\$28
EV	walnut on ash <input type="checkbox"/>	+\$28
UL	natural maple <input type="checkbox"/>	+\$28

Step 11. Top Finish

For 1¼"-high high-pressure laminate top with thermoplastic edge (TL)

Solid-Color Laminate

8Q	folkstone grey (CP) <input type="checkbox"/>	+\$0
91	white (CP) <input type="checkbox"/>	+\$0
98	studio white (CP)	+\$0
CL	cool grey neutral <input type="checkbox"/>	+\$0
HF	inner tone light <input type="checkbox"/>	+\$0
LT	light tone <input type="checkbox"/>	+\$0
LU	soft white <input type="checkbox"/>	+\$0
WL	warm stone (CP) <input type="checkbox"/>	+\$0
WN	warm grey neutral <input type="checkbox"/>	+\$0

Twill Laminate

LBF	neutral twill	+\$0
LBJ	graphite twill	+\$0
LBQ	white twill	+\$0

Wood-Grain Laminate

125	natural maple (CP) <input type="checkbox"/>	+\$0
126	natural cherry (CP) <input type="checkbox"/>	+\$0
127	walnut (CP) <input type="checkbox"/>	+\$0
139	light ash (CP) <input type="checkbox"/>	+\$0
140	warm ash (CP) <input type="checkbox"/>	+\$0
HP	light anigre <input type="checkbox"/>	+\$0
LBA	clear on ash (CP)	+\$0
LBB	oak on ash (CP)	+\$0
LBC	walnut on ash (CP)	+\$0
LBR	phantom ecru	+\$0
LBS	phantom cocoa	+\$0
LBU	medium matte walnut (CP)	+\$0
LBV	warm grey teak	+\$0
76	light brown walnut <input type="checkbox"/>	+\$0

Bar-Pull Powered Storage Lateral File

continued

Step 12. Edge Finish

For 1¼"-high high-pressure laminate top with thermoplastic edge (TL)

125	natural maple (CP)	+\$0
126	natural cherry (CP)	+\$0
127	walnut (CP)	+\$0
139	light ash (CP)	+\$0
140	warm ash (CP)	+\$0
UBK	ultra black (CP)	+\$0
76	light brown walnut	+\$0
8Q	folkstone grey (CP)	+\$0
91	white (CP)	+\$0
98	studio white (CP)	+\$0
CL	cool grey neutral	+\$0
HF	inner tone light	+\$0
HP	light anigre	+\$0
LBA	clear on ash (CP)	+\$0
LBB	oak on ash (CP)	+\$0
LBC	walnut on ash (CP)	+\$0
LBR	phantom ecru	+\$0
LBS	phantom cocoa	+\$0
LBU	medium matte walnut (CP)	+\$0
LBV	warm grey teak	+\$0
LBF	neutral twill	+\$0
LBJ	graphite twill	+\$0
LBQ	white twill	+\$0
LU	soft white	+\$0
SG	slate grey	+\$0
WL	warm stone (CP)	+\$0
WN	warm grey neutral	+\$0

Step 13. Lock

KA	keyed alike <input type="checkbox"/>	+\$0
KC	keyed differently, chrome <input type="checkbox"/>	+\$0
KD	keyed differently, black <input type="checkbox"/>	+\$0

Step 14. Pull Finish

Metallic Paint

613	silver (CP) <input type="checkbox"/>	+\$0
SNA	satin aluminum	+\$10
SNB	satin bronze	+\$10
SNC	satin carbon	+\$10

Sand Texture Paint

BK	black <input type="checkbox"/>	+\$0
----	--------------------------------	------

Smooth Paint

98	studio white (CP) <input type="checkbox"/>	+\$0
----	--	------

Step 15. Base/Access Location

B3	2¼" base, no access <input type="checkbox"/>	+\$0
B3L	2¼" base, power access left <input type="checkbox"/>	+\$65
B3R	2¼" base, power access right <input type="checkbox"/>	+\$65
B3B	2¼" base, power access left and right <input type="checkbox"/>	+\$88
B3MB	2¼" base, power access back <input type="checkbox"/>	+\$65
B3LB	2¼" base, power access back & left <input type="checkbox"/>	+\$88
B3RB	2¼" base, power access back & right <input type="checkbox"/>	+\$88
B3BB	2¼" base, power access back,rt, & left <input type="checkbox"/>	+\$98

Step 16. Counterweight

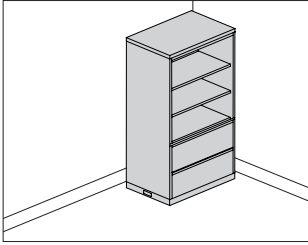
NO	no counterweight (must gang or anchor) <input type="checkbox"/>	+\$0
CB	counterweight (recommended) <input type="checkbox"/>	+\$132

Step 17. Drawer Interior

9P	front-to-back filing rail <input type="checkbox"/>	+\$0
9R	side-to-side filing rail <input type="checkbox"/>	+\$0
9M	3 dividers <input type="checkbox"/>	+\$0

Standard-Pull Powered Storage Case

PS6-3
PS6-4



Product Information

Description

This freestanding powered storage case has standard pulls, smooth steel, and is available in 3 widths, 1 depth, and 6 heights. It has a metal, laminate, or veneer top. The case has a combination of drawers and open storage with power offered inside the open storage, flush on top of case or both locations. The false back provides access for routing of power and data within the case. Connect™ power distributors with modular ends are ordered and installed separately. The base has adjustable glides. Lock is located in case stile.

Actual storage case widths are 29⁷/₈", 35⁷/₈", or 41⁷/₈"; actual depth is 19⁷/₈"; inside depth of open case is 15"; drawer depth is 16". The 2¹/₄"-high base has 1¹/₂" glide adjustment.

Notes

Dimensional illustrations do not include all possible configurations.

Order the following products separately:

- Connect - S310 electrical unit with connect modular connection (Y1329.)
- Connect - power entry, 4-circuit (Y1351.)
- Connect - junction block to junction block jumper, 4-circuit (Y1353.)
- Connect - H-block connector, 4-circuit (Y1354.H)
- Ganging kit (U1B36D9)

Top power access not available on metal tops.

Powered storage units must be ganged together. Use kit (U1B36D9).

To convert filing direction, order 1 of the following products separately:

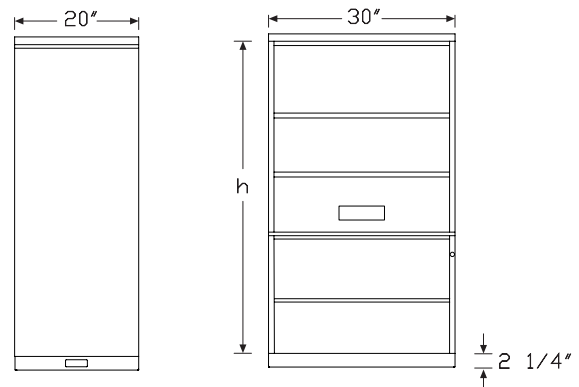
- Front-to-back rail (9Pxxxx)
- Side-to-side rail (9Rxxxxx)

See Stackable Lateral File Accessories for specific product number.

Order optional file drawer organizer (LG901) separately.

For keyed-alike locks, order lock plugs separately. See Keyed-Alike Information in Appendices.

Dimensions



Standard-Pull Powered Storage Case

continued

Specification Information

Step 1.

PS6- ☐ A

Step 2. Width

30 30" wide ☐ A

36 36" wide ☐ A

42 42" wide ☐ A

Step 3. Depth

20- 20" deep ☐ A

Step 4. Case Height/Configuration

E 35¼" high case, 1 drawer with 23½" open module and 1 shelf ☐ A

G 39⅝" high case, 1 drawer with 26¼" open module and 1 shelf ☐ A

I 49¾" high case, 2 drawers with 26¼" open module and 1 shelf ☐ A

J 52½" high case, 2 drawers with 29" open module and 1 shelf ☐ A

K 52½" high case, 2 drawers with 26¼" open module and 1 shelf ☐ A

L 63½" high case, 2 drawers with 37¼" open module and 2 shelves ☐ A

M 64½" high case, 3 drawers with 25⅞" open module and 1 shelf ☐ A

Step 5. Power Access Location

C power access inside of case ☐ A

T power access on top of case ☐ A

B power access inside and on top of case ☐ A

N no power access ☐ A

Prices for Steps 1-5.

			C	T	B	N
PS6-30 20-	E		\$1687	1687	1681	1646
	G		\$1721	1721	1759	1681
	I		\$2212	2212	2257	2173
	J		\$2276	2276	2318	2237
	K		\$2210	2210	2254	2172
	L		\$2320	2320	2361	2281
	M		\$2740	2740	2782	2701
			C	T	B	N
PS6-36 20-	E		\$1848	1848	1889	1810
	G		\$1886	1886	1929	1846
	I		\$2362	2427	2469	2390
	J		\$2501	2501	2541	2463
	K		\$2427	2427	2469	2323
	L		\$2550	2550	2591	2441
	M		\$3013	3013	3050	2970

			C	T	B	N
PS6-42 20-	E		\$2033	2033	2072	1992
	G		\$2070	2070	2108	1976
	I		\$2597	2669	2708	2628
	J		\$2674	2747	2788	2707
	K		\$2669	2669	2708	2556
	L		\$2800	2800	2839	2685
	M		\$3305	3305	3346	3265

Step 6. Open Module Orientation

FMS	open module facing same as drawers	<input type="checkbox"/> A	+\$0
FMO	open module facing opposite of drawers	<input type="checkbox"/> A	+\$0

Step 7. Paint/Steel Type

SS	smooth paint on smooth steel	<input type="checkbox"/> A	+\$0
XS	textured paint on smooth steel	<input type="checkbox"/> A	+\$0

Step 8. Surface Finish

Nonmetallic Paint

For smooth paint on smooth steel (SS)

8Q	folkstone grey (CP)	<input type="checkbox"/> A	+\$0
91	white (CP)	<input type="checkbox"/> A	+\$0
98	studio white (CP)	<input type="checkbox"/> A	+\$0
HF	inner tone light	<input type="checkbox"/> A	+\$0
LT	light tone	<input type="checkbox"/> A	+\$0
LU	soft white	<input type="checkbox"/> A	+\$0
MT	medium tone	<input type="checkbox"/> A	+\$0
SG	slate grey	<input type="checkbox"/> A	+\$0
WL	warm stone (CP)	<input type="checkbox"/> A	+\$0

Metallic Paint

For smooth paint on smooth steel (SS)

611	beige mist metallic (CP)	<input type="checkbox"/> A	+\$0
613	silver (CP)	<input type="checkbox"/> A	+\$0
EH	metallic bronze	<input type="checkbox"/> A	+\$0
SNA	satin aluminum		+\$80
SNB	satin bronze		+\$80
SNC	satin carbon		+\$80

Standard-Pull Powered Storage Case

continued

Meridian® Powered Storage

Sand Texture Paint

For textured paint on smooth steel (XS)

91	white (CP) <input type="checkbox"/>	+\$0
98	studio white (CP) <input type="checkbox"/>	+\$0
BK	black <input type="checkbox"/>	+\$0
CL	cool grey neutral <input type="checkbox"/>	+\$0
G1	graphite (CP) <input type="checkbox"/>	+\$0
WN	warm grey neutral <input type="checkbox"/>	+\$0

Step 9. Top

For power access on top of case (T) or power access inside and on top of case (B)

TL	1¼"-high high-pressure laminate top with thermoplastic edge <input type="checkbox"/>	+\$78
-----------	--	-------

For power access inside of case (C) or no power access (N)

NT	no top <input type="checkbox"/>	+\$0
T1	1"-high painted metal top with squared edge <input type="checkbox"/>	+\$0
T2	1¼"-high painted metal top with squared edge <input type="checkbox"/>	+\$0
T3	1¼"-high painted metal top with radius edge <input type="checkbox"/>	+\$67
TL	1¼"-high high-pressure laminate top with thermoplastic edge <input type="checkbox"/>	+\$78

Step 10.

Top Finish: Solid-Color Laminate

For 1¼"-high high-pressure laminate top with thermoplastic edge (TL)

8Q	folkstone grey (CP) <input type="checkbox"/>	+\$0
91	white (CP) <input type="checkbox"/>	+\$0
98	studio white (CP)	+\$0
CL	cool grey neutral <input type="checkbox"/>	+\$0
HF	inner tone light <input type="checkbox"/>	+\$0
LT	light tone <input type="checkbox"/>	+\$0
LU	soft white <input type="checkbox"/>	+\$0
WL	warm stone (CP) <input type="checkbox"/>	+\$0
WN	warm grey neutral <input type="checkbox"/>	+\$0

Top Finish: Twill Laminate

For 1¼"-high high-pressure laminate top with thermoplastic edge (TL)

LBF	neutral twill	+\$0
LBJ	graphite twill	+\$0
LBQ	white twill	+\$0

Top Finish: Wood-Grain Laminate

For 1¼"-high high-pressure laminate top with thermoplastic edge (TL)

125	natural maple (CP) <input type="checkbox"/>	+\$0
126	natural cherry (CP) <input type="checkbox"/>	+\$0
127	walnut (CP) <input type="checkbox"/>	+\$0
139	light ash (CP) <input type="checkbox"/>	+\$0
140	warm ash (CP) <input type="checkbox"/>	+\$0
HP	light anigre <input type="checkbox"/>	+\$0
LBA	clear on ash (CP)	+\$0
LBB	oak on ash (CP)	+\$0
LBC	walnut on ash (CP)	+\$0
LBR	phantom ecru	+\$0
LBS	phantom cocoa	+\$0
LBU	medium matte walnut (CP)	+\$0
LBV	warm grey teak	+\$0
76	light brown walnut <input type="checkbox"/>	+\$0

Veneer Top Finish: Wood Veneer

2U	light brown walnut <input type="checkbox"/>	+\$28
40	dark brown walnut <input type="checkbox"/>	+\$28
EW	medium matte walnut <input type="checkbox"/>	+\$0
ET	clear on ash <input type="checkbox"/>	+\$28
EU	oak on ash <input type="checkbox"/>	+\$28
EV	walnut on ash <input type="checkbox"/>	+\$28
UL	natural maple <input type="checkbox"/>	+\$28

Standard-Pull Powered Storage Case

continued

Step 11. Edge Finish

For 1¼"-high high-pressure laminate top with thermoplastic edge (TL)

125	natural maple (CP)	+\$0
126	natural cherry (CP)	+\$0
127	walnut (CP)	+\$0
139	light ash (CP)	+\$0
140	warm ash (CP)	+\$0
UBK	ultra black (CP)	+\$0
76	light brown walnut	+\$0
8Q	folkstone grey (CP)	+\$0
91	white (CP)	+\$0
98	studio white (CP)	+\$0
CL	cool grey neutral	+\$0
HF	inner tone light	+\$0
HP	light anigre	+\$0
LBA	clear on ash (CP)	+\$0
LBB	oak on ash (CP)	+\$0
LBC	walnut on ash (CP)	+\$0
LBR	phantom ecru	+\$0
LBS	phantom cocoa	+\$0
LBU	medium matte walnut (CP)	+\$0
LBV	warm grey teak	+\$0
LBF	neutral twill	+\$0
LBJ	graphite twill	+\$0
LBQ	white twill	+\$0
LU	soft white	+\$0
SG	slate grey	+\$0
WL	warm stone (CP)	+\$0
WN	warm grey neutral	+\$0

Step 12. Lock

KA	keyed alike <input type="checkbox"/>	+\$0
KC	keyed differently, chrome <input type="checkbox"/>	+\$0
KD	keyed differently, black <input type="checkbox"/>	+\$0

Step 13. Base/Access Location

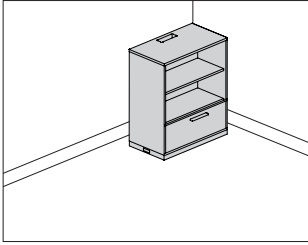
B3	2¼" base, no access <input type="checkbox"/>	+\$0
B3L	2¼" base, power access left <input type="checkbox"/>	+\$65
B3R	2¼" base, power access right <input type="checkbox"/>	+\$65
B3B	2¼" base, power access left and right <input type="checkbox"/>	+\$88
B3MB	2¼" base, power access back <input type="checkbox"/>	+\$65
B3LB	2¼" base, power access back & left <input type="checkbox"/>	+\$88
B3RB	2¼" base, power access back & right <input type="checkbox"/>	+\$88
B3BB	2¼" base, power access back,rt, & left <input type="checkbox"/>	+\$98

Step 14. Counterweight

NO	no counterweight (must gang or anchor) <input type="checkbox"/>	+\$0
CB	counterweight (recommended) <input type="checkbox"/>	+\$132

Step 15. Drawer Interior

9P	front-to-back filing rail <input type="checkbox"/>	+\$0
9R	side-to-side filing rail <input type="checkbox"/>	+\$0
9M	3 dividers <input type="checkbox"/>	+\$0



Product Information

Description

This freestanding powered storage case has arc pulls, smooth steel, and is available in 3 widths, 1 depth, and 6 heights. It has a metal, laminate, or veneer top. The case has a combination of drawers and open storage with power offered inside the open storage, flush on top of case or both locations. The false back provides access for routing of power and data within the case. Connect™ power distributors with modular ends are ordered and installed separately. The base has adjustable glides. Lock is located in drawer face.

Actual storage case widths are 29 $\frac{1}{8}$ ", 35 $\frac{7}{8}$ ", or 41 $\frac{1}{8}$ "; actual depth is 19 $\frac{7}{8}$ "; inside depth of open case is 15"; drawer depth is 16". The 2 $\frac{1}{4}$ "-high base has 1 $\frac{1}{2}$ " glide adjustment.

Notes

Dimensional illustrations do not include all possible configurations.

Arc pull option (A.) conforms to guidelines of Americans with Disabilities Act (ADA).

Order the following products separately:

- Connect - S310 electrical unit with connect modular connection (Y1329.)
- Connect - power entry, 4-circuit (Y1351.)
- Connect - junction block to junction block jumper, 4-circuit (Y1353.)
- Connect - H-block connector, 4-circuit (Y1354.H)
- Ganging kit (U1B36D9)

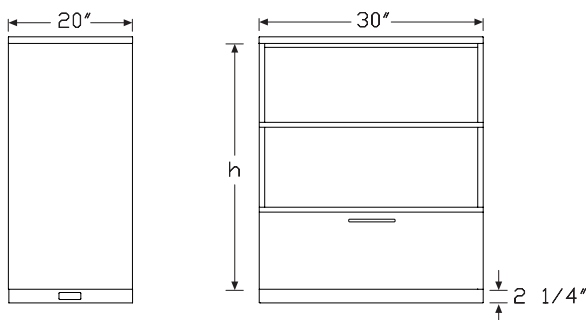
Top power access not available on metal tops.

Powered storage units must be ganged together. Use kit (U1B36D9).

For keyed-alike locks, order lock plugs separately. See Keyed-Alike Information in Appendices.

The arc pull conforms to guidelines of the Americans with Disabilities Act (ADA).

Dimensions



Specification Information

Step 1.

PSA ☐ A

Step 2. Front Material

M- painted metal front ☐ A

Step 3. Width

30 30" wide ☐ A

36 36" wide ☐ A

42 42" wide ☐ A

Step 4. Depth

20- 20" deep ☐ A

Step 5. Case Height/Configuration

E 35 $\frac{1}{4}$ " high case, 1 drawer with 23 $\frac{1}{2}$ " open module and 1 shelf ☐ A

G 39 $\frac{3}{8}$ " high case, 1 drawer with 26 $\frac{1}{4}$ " open module and 1 shelf ☐ A

I 49 $\frac{3}{4}$ " high case, 2 drawers with 26 $\frac{1}{4}$ " open module and 1 shelf ☐ A

J 52 $\frac{1}{2}$ " high case, 2 drawers with 29" open module and 1 shelf ☐ A

K 52 $\frac{1}{2}$ " high case, 2 drawers with 26 $\frac{1}{4}$ " open module and 1 shelf ☐ A

L 63 $\frac{1}{2}$ " high case, 2 drawers with 37 $\frac{1}{4}$ " open module and 2 shelves ☐ A

M 64 $\frac{1}{2}$ " high case, 3 drawers with 25 $\frac{1}{8}$ " open module and 1 shelf ☐ A

Step 6. Power Access Location

C power access inside of case ☐ A

T power access on top of case ☐ A

B power access inside and on top of case ☐ A

N no power access ☐ A

Prices for Steps 1-6.

			EC	ET	EB	EN	GC	GT
PSAM-	30	20-	\$1770	1770	1806	1730	1802	1802
	36	20-	\$1941	1941	1982	1901	1981	1981
	42	20-	\$2131	2131	2170	2091	2172	2172
			GB	GN	IC	IT	IB	IN
PSAM-	30	20-	\$1843	1765	2321	2321	2362	2282
	36	20-	\$2017	1939	2550	2550	2591	2510
	42	20-	\$2210	2132	2800	2800	2839	2758
			JC	JT	JB	JN	KC	KT
PSAM-	30	20-	\$2390	2390	2427	2351	2320	2320
	36	20-	\$2624	2624	2664	2585	2550	2550
	42	20-	\$2884	2884	2924	2842	2800	2800

Arc-Pull Powered Storage Case

continued

		KB	KN	LC	LT	LB	LN
PSAM-	30 20-	\$2361	2281	2436	2436	2475	2396
	36 20-	\$2591	2510	2675	2675	2712	2633
	42 20-	\$2839	2758	2937	2937	2975	2898

		MC	MT	MB	MN
PSAM-	30 20-	\$2873	2873	2915	2834
	36 20-	\$3159	3159	3199	3120
	42 20-	\$3469	3469	3508	3430

Step 7. Open Module Orientation

FMS	open module facing same as drawers	A	+\$0
FMO	open module facing opposite of drawers	A	+\$0

Step 8. Paint/Steel Type

SS	smooth paint on smooth steel	A	+\$0
XS	textured paint on smooth steel	A	+\$0

Step 9. Surface Finish

Nonmetallic Paint

For smooth paint on smooth steel (SS)

8Q	folkstone grey (CP)	A	+\$0
91	white (CP)	A	+\$0
98	studio white (CP)	A	+\$0
HF	inner tone light	A	+\$0
LT	light tone	A	+\$0
LU	soft white	A	+\$0
MT	medium tone	A	+\$0
SG	slate grey	A	+\$0
WL	warm stone (CP)	A	+\$0

Metallic Paint

For smooth paint on smooth steel (SS)

611	beige mist metallic (CP)	A	+\$0
613	silver (CP)	A	+\$0
EH	metallic bronze	A	+\$0
SNA	satin aluminum		+\$80
SNB	satin bronze		+\$80
SNC	satin carbon		+\$80

Sand Texture Paint

For textured paint on smooth steel (XS)

91	white (CP)	A	+\$0
98	studio white (CP)	A	+\$0
BK	black	A	+\$0
CL	cool grey neutral	A	+\$0
G1	graphite (CP)	A	+\$0
WN	warm grey neutral	A	+\$0

Step 10. Top

For painted metal front (M-) with power access on top of case (T), or power access inside and on top of case (B)

TL	1¼"-high high-pressure laminate top with thermoplastic edge	A	+\$78
----	---	---	-------

For painted metal front (M-) with power access inside of case (C), or no power access (N)

NT	no top	A	+\$0
T1	1"-high painted metal top with squared edge	A	+\$0
T2	1¼"-high painted metal top with squared edge	A	+\$0
T3	1¼"-high painted metal top with radius edge	A	+\$67
TL	1¼"-high high-pressure laminate top with thermoplastic edge	A	+\$78

Step 11. Veneer Top Finish

Wood Veneer

2U	light brown walnut	A	+\$28
40	dark brown walnut	A	+\$28
EW	medium matte walnut	A	+\$0
ET	clear on ash	A	+\$28
EU	oak on ash	A	+\$28
EV	walnut on ash	A	+\$28
UL	natural maple	A	+\$28

Arc-Pull Powered Storage Case

continued

Meridian® Powered Storage

Step 12. Top Finish

For 1¼"-high high-pressure laminate top with thermoplastic edge (TL)

Solid-Color Laminate

8Q	folkstone grey (CP) <input type="checkbox"/>	+\$0
91	white (CP) <input type="checkbox"/>	+\$0
98	studio white (CP)	+\$0
CL	cool grey neutral <input type="checkbox"/>	+\$0
HF	inner tone light <input type="checkbox"/>	+\$0
LT	light tone <input type="checkbox"/>	+\$0
LU	soft white <input type="checkbox"/>	+\$0
WL	warm stone (CP) <input type="checkbox"/>	+\$0
WN	warm grey neutral <input type="checkbox"/>	+\$0

Twill Laminate

LBF	neutral twill	+\$0
LBJ	graphite twill	+\$0
LBQ	white twill	+\$0

Wood-Grain Laminate

125	natural maple (CP) <input type="checkbox"/>	+\$0
126	natural cherry (CP) <input type="checkbox"/>	+\$0
127	walnut (CP) <input type="checkbox"/>	+\$0
139	light ash (CP) <input type="checkbox"/>	+\$0
140	warm ash (CP) <input type="checkbox"/>	+\$0
HP	light anigre <input type="checkbox"/>	+\$0
LBA	clear on ash (CP)	+\$0
LBB	oak on ash (CP)	+\$0
LBC	walnut on ash (CP)	+\$0
LBR	phantom ecru	+\$0
LBS	phantom cocoa	+\$0
LBU	medium matte walnut (CP)	+\$0
LBV	warm grey teak	+\$0
76	light brown walnut <input type="checkbox"/>	+\$0

Step 13. Edge Finish

For 1¼"-high high-pressure laminate top with thermoplastic edge (TL)

125	natural maple (CP)	+\$0
126	natural cherry (CP)	+\$0
127	walnut (CP)	+\$0
139	light ash (CP)	+\$0
140	warm ash (CP)	+\$0
UBK	ultra black (CP)	+\$0
76	light brown walnut	+\$0
8Q	folkstone grey (CP)	+\$0
91	white (CP)	+\$0
98	studio white (CP)	+\$0
CL	cool grey neutral	+\$0
HF	inner tone light	+\$0
HP	light anigre	+\$0
LBA	clear on ash (CP)	+\$0
LBB	oak on ash (CP)	+\$0
LBC	walnut on ash (CP)	+\$0
LBR	phantom ecru	+\$0
LBS	phantom cocoa	+\$0
LBU	medium matte walnut (CP)	+\$0
LBV	warm grey teak	+\$0
LBF	neutral twill	+\$0
LBJ	graphite twill	+\$0
LBQ	white twill	+\$0
LU	soft white	+\$0
SG	slate grey	+\$0
WL	warm stone (CP)	+\$0
WN	warm grey neutral	+\$0

Step 14. Lock

KA	keyed alike <input type="checkbox"/>	+\$0
KC	keyed differently, chrome <input type="checkbox"/>	+\$0
KD	keyed differently, black <input type="checkbox"/>	+\$0

Step 15. Pull Finish

NH	brushed nickel <input type="checkbox"/>	+\$0
NK	black nickel <input type="checkbox"/>	+\$0

Arc-Pull Powered Storage Case

continued

Step 16. Base/Access Location

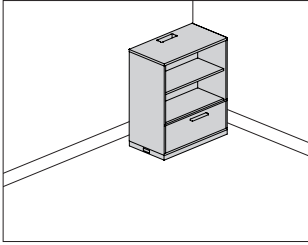
B3	2¼" base, no access <input type="checkbox"/>	+\$0
B3L	2¼" base, power access left <input type="checkbox"/>	+\$65
B3R	2¼" base, power access right <input type="checkbox"/>	+\$65
B3B	2¼" base, power access left and right <input type="checkbox"/>	+\$88
B3MB	2¼" base, power access back <input type="checkbox"/>	+\$65
B3LB	2¼" base, power access back & left <input type="checkbox"/>	+\$88
B3RB	2¼" base, power access back & right <input type="checkbox"/>	+\$88
B3BB	2¼" base, power access back,rt, & left <input type="checkbox"/>	+\$98

Step 17. Counterweight

NO	no counterweight (must gang or anchor) <input type="checkbox"/>	+\$0
CB	counterweight (recommended) <input type="checkbox"/>	+\$132

Step 18. Drawer Interior

9P	front-to-back filing rail <input type="checkbox"/>	+\$0
9R	side-to-side filing rail <input type="checkbox"/>	+\$0
9M	3 dividers <input type="checkbox"/>	+\$0



Product Information

Description

This freestanding powered storage case has bar pulls, smooth steel, and is available in 3 widths, 1 depth, and 6 heights. It has a metal, laminate, or veneer top. The case has a combination of drawers and open storage with power offered inside the open storage, flush on top of case or both locations. The false back provides access for routing of power and data within the case. Connect™ power distributors with modular ends are ordered and installed separately. The base has adjustable glides. Lock is located in drawer face.

Actual storage case widths are 29⁷/₈", 35⁷/₈", or 41⁷/₈"; actual depth is 19⁷/₈"; inside depth of open case is 15"; drawer depth is 16". The 2¹/₄"-high base has 1¹/₂" glide adjustment.

Notes

Dimensional illustrations do not include all possible configurations.

Order the following products separately:

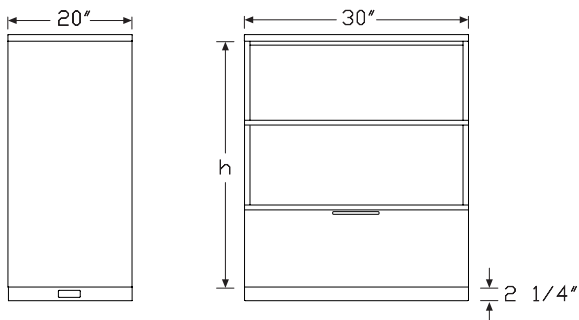
- Connect - S310 electrical unit with connect modular connection (Y1329.)
- Connect - power entry, 4-circuit (Y1351.)
- Connect - junction block to junction block jumper, 4-circuit (Y1353.)
- Connect - H-block connector, 4-circuit (Y1354.H)
- Ganging kit (U1B36D9)

Top power access not available on metal tops.

Powered storage units must be ganged together. Use kit (U1B36D9).

For keyed-alike locks, order lock plugs separately. See Keyed-Alike Information in Appendices.

Dimensions



Specification Information

Step 1.

PSK ☐

Step 2. Front Material

M- painted metal front ☐

Step 3. Width

30 30" wide ☐

36 36" wide ☐

42 42" wide ☐

Step 4. Depth

20- 20" deep ☐

Step 5. Case Height/Configuration

E 35¹/₄" high case, 1 drawer with 23¹/₂" open module and 1 shelf ☐

G 39³/₈" high case, 1 drawer with 26¹/₄" open module and 1 shelf ☐

I 49³/₄" high case, 2 drawers with 26¹/₄" open module and 1 shelf ☐

J 52¹/₂" high case, 2 drawers with 29" open module and 1 shelf ☐

K 52¹/₂" high case, 2 drawers with 26¹/₄" open module and 1 shelf ☐

L 63¹/₂" high case, 2 drawers with 37¹/₄" open module and 2 shelves ☐

M 64¹/₂" high case, 3 drawers with 25¹/₈" open module and 1 shelf ☐

Step 6. Power Access Location

C power access inside of case ☐

T power access on top of case ☐

B power access inside and on top of case ☐

N no power access ☐

Prices for Steps 1-6.

		EC	ET	EB	EN	GC	GT
PSKM-	30 20-	\$1770	1770	1806	1730	1802	1802
	36 20-	\$1941	1941	1982	1901	1981	1981
	42 20-	\$2131	2131	2170	2091	2172	2172

		GB	GN	IC	IT	IB	IN
PSKM-	30 20-	\$1843	1765	2321	2321	2362	2282
	36 20-	\$2017	1939	2550	2550	2591	2510
	42 20-	\$2210	2132	2800	2800	2839	2758

		JC	JT	JB	JN	KC	KT
PSKM-	30 20-	\$2390	2390	2427	2351	2320	2320
	36 20-	\$2624	2624	2664	2585	2550	2550
	42 20-	\$2884	2884	2924	2842	2800	2800

Bar-Pull Powered Storage Case

continued

		KB	KN	LC	LT	LB	LN
PSKM-	30 20-	\$2361	2281	2436	2436	2475	2396
	36 20-	\$2591	2510	2675	2675	2712	2633
	42 20-	\$2839	2758	2937	2937	2975	2820

			MC	MT	MB	MN
PSKM-	30 20-		\$2873	2873	2915	2834
	36 20-		\$3159	3159	3199	3120
	42 20-		\$3469	3469	3508	3430

Step 7. Open Module Orientation

FMS	open module facing same as drawers	A	+\$0
FMO	open module facing opposite of drawers	A	+\$0

Step 8. Paint/Steel Type

SS	smooth paint on smooth steel	A	+\$0
XS	textured paint on smooth steel	A	+\$0

Step 9. Surface Finish

Nonmetallic Paint

For smooth paint on smooth steel (SS)

8Q	folkstone grey (CP)	A	+\$0
91	white (CP)	A	+\$0
98	studio white (CP)	A	+\$0
HF	inner tone light	A	+\$0
LT	light tone	A	+\$0
LU	soft white	A	+\$0
MT	medium tone	A	+\$0
SG	slate grey	A	+\$0
WL	warm stone (CP)	A	+\$0

Metallic Paint

For smooth paint on smooth steel (SS)

611	beige mist metallic (CP)	A	+\$0
613	silver (CP)	A	+\$0
EH	metallic bronze	A	+\$0
SNA	satin aluminum		+\$80
SNB	satin bronze		+\$80
SNC	satin carbon		+\$80

Sand Texture Paint

For textured paint on smooth steel (XS)

91	white (CP)	A	+\$0
98	studio white (CP)	A	+\$0
BK	black	A	+\$0
CL	cool grey neutral	A	+\$0
G1	graphite (CP)	A	+\$0
WN	warm grey neutral	A	+\$0

Step 10. Top

For painted metal front (M-) with power access on top of case (T), or power access inside and on top of case (B)

TL	1¼"-high high-pressure laminate top with thermoplastic edge	A	+\$78
----	---	---	-------

For painted metal front (M-) with power access inside of case (C), or no power access (N)

NT	no top	A	+\$0
T1	1"-high painted metal top with squared edge	A	+\$0
T2	1¼"-high painted metal top with squared edge	A	+\$0
T3	1¼"-high painted metal top with radius edge	A	+\$67
TL	1¼"-high high-pressure laminate top with thermoplastic edge	A	+\$78

Step 11. Veneer Top Finish

Wood Veneer

2U	light brown walnut	A	+\$28
40	dark brown walnut	A	+\$28
EW	medium matte walnut	A	+\$0
ET	clear on ash	A	+\$28
EU	oak on ash	A	+\$28
EV	walnut on ash	A	+\$28
UL	natural maple	A	+\$28

Bar-Pull Powered Storage Case

continued

Meridian® Powered Storage

Step 12. Top Finish

For 1¼"-high high-pressure laminate top with thermoplastic edge (TL)

Solid-Color Laminate

8Q	folkstone grey (CP) <input type="checkbox"/>	+\$0
91	white (CP) <input type="checkbox"/>	+\$0
98	studio white (CP)	+\$0
CL	cool grey neutral <input type="checkbox"/>	+\$0
HF	inner tone light <input type="checkbox"/>	+\$0
LT	light tone <input type="checkbox"/>	+\$0
LU	soft white <input type="checkbox"/>	+\$0
WL	warm stone (CP) <input type="checkbox"/>	+\$0
WN	warm grey neutral <input type="checkbox"/>	+\$0

Twill Laminate

LBF	neutral twill	+\$0
LBJ	graphite twill	+\$0
LBQ	white twill	+\$0

Wood-Grain Laminate

125	natural maple (CP) <input type="checkbox"/>	+\$0
126	natural cherry (CP) <input type="checkbox"/>	+\$0
127	walnut (CP) <input type="checkbox"/>	+\$0
139	light ash (CP) <input type="checkbox"/>	+\$0
140	warm ash (CP) <input type="checkbox"/>	+\$0
HP	light anigre <input type="checkbox"/>	+\$0
LBA	clear on ash (CP)	+\$0
LBB	oak on ash (CP)	+\$0
LBC	walnut on ash (CP)	+\$0
LBR	phantom ecru	+\$0
LBS	phantom cocoa	+\$0
LBU	medium matte walnut (CP)	+\$0
LBV	warm grey teak	+\$0
76	light brown walnut <input type="checkbox"/>	+\$0

Step 13. Edge Finish

For 1¼"-high high-pressure laminate top with thermoplastic edge (TL)

125	natural maple (CP)	+\$0
126	natural cherry (CP)	+\$0
127	walnut (CP)	+\$0
139	light ash (CP)	+\$0
140	warm ash (CP)	+\$0
UBK	ultra black (CP)	+\$0
76	light brown walnut	+\$0
8Q	folkstone grey (CP)	+\$0
91	white (CP)	+\$0
98	studio white (CP)	+\$0
CL	cool grey neutral	+\$0
HF	inner tone light	+\$0
HP	light anigre	+\$0
LBA	clear on ash (CP)	+\$0
LBB	oak on ash (CP)	+\$0
LBC	walnut on ash (CP)	+\$0
LBR	phantom ecru	+\$0
LBS	phantom cocoa	+\$0
LBU	medium matte walnut (CP)	+\$0
LBV	warm grey teak	+\$0
LBF	neutral twill	+\$0
LBJ	graphite twill	+\$0
LBQ	white twill	+\$0
LU	soft white	+\$0
SG	slate grey	+\$0
WL	warm stone (CP)	+\$0
WN	warm grey neutral	+\$0

Step 14. Lock

KA	keyed alike <input type="checkbox"/>	+\$0
KC	keyed differently, chrome <input type="checkbox"/>	+\$0
KD	keyed differently, black <input type="checkbox"/>	+\$0

Step 15. Pull Finish

Metallic Paint

613	silver (CP) <input type="checkbox"/>	+\$0
SNA	satin aluminum	+\$10
SNB	satin bronze	+\$10
SNC	satin carbon	+\$10

Sand Texture Paint

BK	black <input type="checkbox"/>	+\$0
-----------	--------------------------------	------

Bar-Pull Powered Storage Case

continued

Step 16. Base/Access Location

B3	2¼" base, no access <input type="checkbox"/>	+\$0
B3L	2¼" base, power access left <input type="checkbox"/>	+\$65
B3R	2¼" base, power access right <input type="checkbox"/>	+\$65
B3B	2¼" base, power access left and right <input type="checkbox"/>	+\$88
B3MB	2¼" base, power access back <input type="checkbox"/>	+\$65
B3LB	2¼" base, power access back & left <input type="checkbox"/>	+\$88
B3RB	2¼" base, power access back & right <input type="checkbox"/>	+\$88
B3BB	2¼" base, power access back,rt, & left <input type="checkbox"/>	+\$98

Step 17. Counterweight

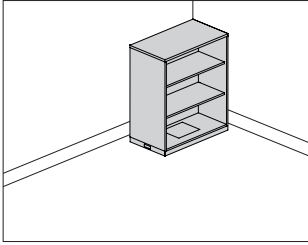
NO	no counterweight (must gang or anchor) <input type="checkbox"/>	+\$0
CB	counterweight (recommended) <input type="checkbox"/>	+\$132

Step 18. Drawer Interior

9P	front-to-back filing rail <input type="checkbox"/>	+\$0
9R	side-to-side filing rail <input type="checkbox"/>	+\$0
9M	3 dividers <input type="checkbox"/>	+\$0

Open Powered Storage Case

PSC-3
PSC-4



Product Information

Description

This freestanding powered storage case has smooth steel, and is available in 3 widths, 1 depth, and 4 heights. It has a metal, laminate, or veneer top. Power is offered inside case, on top of case or both locations. Power connection access is located in bottom of case and false back provides access for routing of power and data within the case. Connect™ power distributors with modular ends are ordered and installed separately. The base has adjustable glides.

Actual storage case widths are 29⁷/₈", 35⁷/₈", or 41⁷/₈"; actual depth is 19⁷/₈"; inside depth of case is 15". The 2¹/₄"-high base has 1¹/₂" glide adjustment.

Notes

Dimensional illustrations do not include all possible configurations.

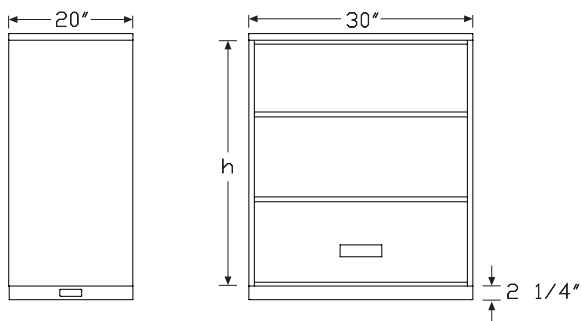
Order the following products separately:

- Connect - S310 electrical unit with connect modular connection (Y1329.)
- Connect - power entry, 4-circuit (Y1351.)
- Connect - junction block to junction block jumper, 4-circuit (Y1353.)
- Connect - H-block connector, 4-circuit (Y1354.H)
- Ganging kit (U1B36D9)

Top power access not available on metal tops.

Powered storage units must be ganged together. Use kit (U1B36D9).

Dimensions



Specification Information

Step 1.

PSC-

Step 2. Width

- 30 30" wide
- 36 36" wide
- 42 42" wide

Step 3. Depth

- 20- 20" deep

Step 4. Case Height

- A 23¹/₂" high
- B 26¹/₄" high
- C 35¹/₄" high
- D 39³/₈" high

Step 5. Power Access Location

- C power access inside of case
- T power access on top of case
- B power access inside and on top of case
- N no power access

Prices for Steps 1-5.

			C	T	B	N
PSC-30	20-	A	\$1066	1066	1106	1024
		B	\$1118	1118	1161	1078
		C	\$1175	1175	1214	1105
		D	\$1232	1232	1271	1191

			C	T	B	N
PSC-36	20-	A	\$1168	1168	1209	1129
		B	\$1227	1227	1267	1187
		C	\$1289	1289	1327	1250
		D	\$1352	1352	1394	1312

			C	T	B	N
PSC-42	20-	A	\$1281	1281	1321	1241
		B	\$1345	1345	1383	1306
		C	\$1412	1412	1454	1372
		D	\$1484	1484	1522	1443

Step 6. Paint/Steel Type

- SS smooth paint on smooth steel +\$0
- XS textured paint on smooth steel +\$0

Open Powered Storage Case *continued*

Step 7. Surface Finish

Nonmetallic Paint

For smooth paint on smooth steel (SS)

8Q	folkstone grey (CP) <input type="checkbox"/>	+\$0
91	white (CP) <input type="checkbox"/>	+\$0
98	studio white (CP) <input type="checkbox"/>	+\$0
HF	inner tone light <input type="checkbox"/>	+\$0
LT	light tone <input type="checkbox"/>	+\$0
LU	soft white <input type="checkbox"/>	+\$0
MT	medium tone <input type="checkbox"/>	+\$0
SG	slate grey <input type="checkbox"/>	+\$0
WL	warm stone (CP) <input type="checkbox"/>	+\$0

Metallic Paint

For smooth paint on smooth steel (SS)

611	beige mist metallic (CP) <input type="checkbox"/>	+\$0
613	silver (CP) <input type="checkbox"/>	+\$0
EH	metallic bronze <input type="checkbox"/>	+\$0
SNA	satin aluminum	+\$80
SNB	satin bronze	+\$80
SNC	satin carbon	+\$80

Sand Texture Paint

For textured paint on smooth steel (XS)

91	white (CP) <input type="checkbox"/>	+\$0
98	studio white (CP) <input type="checkbox"/>	+\$0
BK	black <input type="checkbox"/>	+\$0
CL	cool grey neutral <input type="checkbox"/>	+\$0
G1	graphite (CP) <input type="checkbox"/>	+\$0
WN	warm grey neutral <input type="checkbox"/>	+\$0

Step 8. Top

For power access on top of case (T) or power access inside and on top of case (B)

TL	1¼"-high high-pressure laminate top with thermoplastic edge <input type="checkbox"/>	+\$78
-----------	--	-------

For power access inside of case (C) or no power access (N)

NT	no top <input type="checkbox"/>	+\$0
T1	1"-high painted metal top with squared edge <input type="checkbox"/>	+\$0
T2	1¼"-high painted metal top with squared edge <input type="checkbox"/>	+\$0
T3	1¼"-high painted metal top with radius edge <input type="checkbox"/>	+\$67
TL	1¼"-high high-pressure laminate top with thermoplastic edge <input type="checkbox"/>	+\$78

Step 9.

Top Finish: Solid-Color Laminate

For 1¼"-high high-pressure laminate top with thermoplastic edge (TL)

8Q	folkstone grey (CP) <input type="checkbox"/>	+\$0
91	white (CP) <input type="checkbox"/>	+\$0
98	studio white (CP)	+\$0
CL	cool grey neutral <input type="checkbox"/>	+\$0
HF	inner tone light <input type="checkbox"/>	+\$0
LT	light tone <input type="checkbox"/>	+\$0
LU	soft white <input type="checkbox"/>	+\$0
WL	warm stone (CP) <input type="checkbox"/>	+\$0
WN	warm grey neutral <input type="checkbox"/>	+\$0

Top Finish: Twill Laminate

For 1¼"-high high-pressure laminate top with thermoplastic edge (TL)

LBF	neutral twill	+\$0
LBJ	graphite twill	+\$0
LBQ	white twill	+\$0

Top Finish: Wood-Grain Laminate

For 1¼"-high high-pressure laminate top with thermoplastic edge (TL)

125	natural maple (CP) <input type="checkbox"/>	+\$0
126	natural cherry (CP) <input type="checkbox"/>	+\$0
127	walnut (CP) <input type="checkbox"/>	+\$0
139	light ash (CP) <input type="checkbox"/>	+\$0
140	warm ash (CP) <input type="checkbox"/>	+\$0
HP	light anigre <input type="checkbox"/>	+\$0
LBA	clear on ash (CP)	+\$0
LBB	oak on ash (CP)	+\$0
LBC	walnut on ash (CP)	+\$0
LBR	phantom ecru	+\$0
LBS	phantom cocoa	+\$0
LBU	medium matte walnut (CP)	+\$0
LBV	warm grey teak	+\$0
76	light brown walnut <input type="checkbox"/>	+\$0

Veneer Top Finish: Wood Veneer

2U	light brown walnut <input type="checkbox"/>	+\$28
40	dark brown walnut <input type="checkbox"/>	+\$28
EW	medium matte walnut <input type="checkbox"/>	+\$0
ET	clear on ash <input type="checkbox"/>	+\$28
EU	oak on ash <input type="checkbox"/>	+\$28
EV	walnut on ash <input type="checkbox"/>	+\$28
UL	natural maple <input type="checkbox"/>	+\$28

Step 10. Edge Finish

For 1¼" high high-pressure laminate top with thermoplastic edge (TL)

125	natural maple (CP)	+\$0
126	natural cherry (CP)	+\$0
127	walnut (CP)	+\$0
139	light ash (CP)	+\$0
140	warm ash (CP)	+\$0
UBK	ultra black (CP)	+\$0
76	light brown walnut	+\$0
8Q	folkstone grey (CP)	+\$0
91	white (CP)	+\$0
98	studio white (CP)	+\$0
CL	cool grey neutral	+\$0
HF	inner tone light	+\$0
HP	light anigre	+\$0
LBA	clear on ash (CP)	+\$0
LBB	oak on ash (CP)	+\$0
LBC	walnut on ash (CP)	+\$0
LBR	phantom ecru	+\$0
LBS	phantom cocoa	+\$0
LBU	medium matte walnut (CP)	+\$0
LBV	warm grey teak	+\$0
LBF	neutral twill	+\$0
LBJ	graphite twill	+\$0
LBQ	white twill	+\$0
LU	soft white	+\$0
SG	slate grey	+\$0
WL	warm stone (CP)	+\$0
WN	warm grey neutral	+\$0

Step 11. Interior

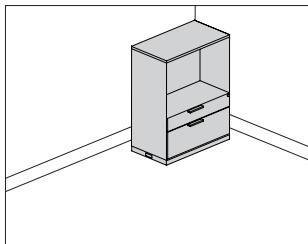
NS0	no interior option <input type="checkbox"/>	+\$0
NS1	1 shelf total <input type="checkbox"/>	+\$45
NS2	2 shelves total <input type="checkbox"/>	+\$87

Step 12. Base/Access Location

B3	2¼" base, no access <input type="checkbox"/>	+\$0
B3L	2¼" base, power access left <input type="checkbox"/>	+\$65
B3R	2¼" base, power access right <input type="checkbox"/>	+\$65
B3B	2¼" base, power access left and right <input type="checkbox"/>	+\$88
B3MB	2¼" base, power access back <input type="checkbox"/>	+\$65
B3LB	2¼" base, power access back & left <input type="checkbox"/>	+\$88
B3RB	2¼" base, power access back & right <input type="checkbox"/>	+\$88
B3BB	2¼" base, power access back,rt, & left <input type="checkbox"/>	+\$98

Powered Storage Case - Spine

PWA-3
PWA-4
PWK-3
PWK-4



Product Information

Description

This freestanding powered storage case has arc or bar pulls, smooth steel, and is available in 3 widths, 1 depth, and 3 heights. It has no top or a laminate top. There are 3 configurations of drawers and open storage with power offered inside the open storage. Shelves for the open storage are specified separately. The open storage case has a false back which provides access for routing of power and data within the case. Connect™ power distributors with modular ends are ordered and installed separately. The base has adjustable glides. Lock is located in drawer face.

Actual storage case widths are 29 $\frac{7}{8}$ ", 35 $\frac{7}{8}$ ", or 41 $\frac{7}{8}$ "; actual depth is 19 $\frac{7}{8}$ "; inside depth of open case is 15"; drawer depth is 16". The 2 $\frac{1}{4}$ "-high base has 1 $\frac{1}{2}$ " glide adjustment.

Notes

Overall height includes a top height of 1 $\frac{1}{4}$ " and base height of 2 $\frac{1}{4}$ ".

Work surface attaching capability only available in the box/file (B) configuration.

Dimensional illustrations do not include all possible configurations.

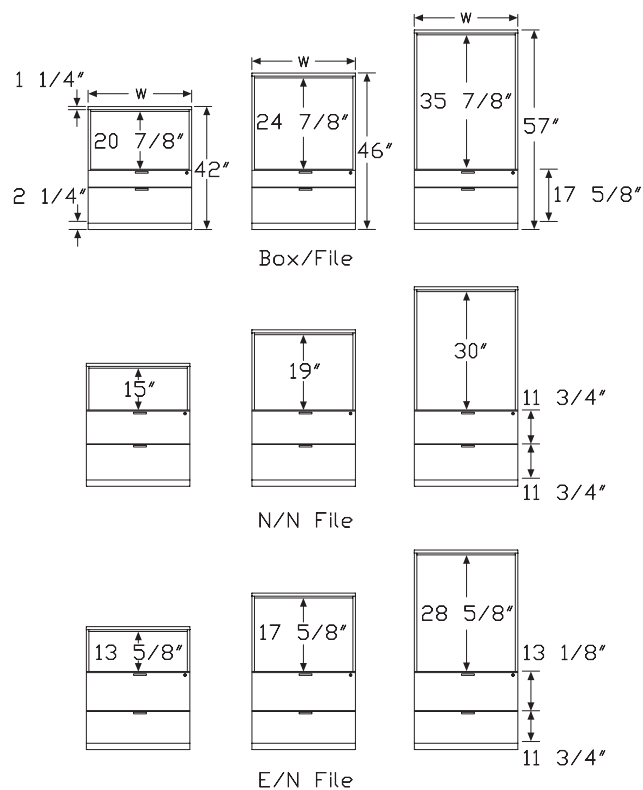
Order the following products separately:

- Connect - S310 electrical unit with connect modular connection (Y1329.)
- Connect - power entry, 4-circuit (Y1351.)
- Connect - junction block to junction block jumper, 4-circuit (Y1353.)
- Connect - H-block connector, 4-circuit (Y1354.H)
- Ganging kit (U1B36D9)
- Metal shelves (for use above work surface) (PW901-xxxM)
- Laminate or veneer attachment shelves (for work surface attachment location 28 $\frac{1}{2}$ ") (PW901-xxxL or PW901-xxxW)

Powered storage units must be ganged together. Use kit (U1B36D9).

For keyed-alike locks, order lock plugs separately. See Keyed-Alike Information in Appendices.

Dimensions



Powered Storage Case - Spine

continued

Meridian® Powered Storage

Specification Information							
Step 1.							
PW	<div>A</div>						
Step 2. Pull							
A-	arc pull <div>A</div>						
K-	bar pull <div>A</div>						
Step 3. Width							
30	30" wide <div>A</div>						
36	36" wide <div>A</div>						
42	42" wide <div>A</div>						
Step 4. Depth							
20-	20" deep <div>A</div>						
Step 5. Front Material							
M	painted metal <div>A</div>						
Step 6. Case Height							
42	42" high <div>A</div>						
46	46" high <div>A</div>						
57	57" high <div>A</div>						
Step 7. Configuration							
B	box/file (17 ⁵ / ₈)/open <div>A</div>						
N	n/n file (23 ¹ / ₂)/open <div>A</div>						
S	e/n file (24 ⁷ / ₈)/open <div>A</div>						
Step 8. Power Access Location							
N	no power access <div>A</div>						
C	power access inside of case <div>A</div>						
Prices for Steps 1-8.							
		42BN	42BC	42NN	42NC	42SN	42SC
PWA-30	20- M	\$2155	2193	1925	1962	1938	1978
		46BN	46BC	46NN	46NC	46SN	46SC
PWA-30	20- M	\$2203	2242	1964	2005	1982	2022
		57BN	57BC	57NN	57NC	57SN	57SC
PWA-30	20- M	\$2272	2312	2032	2070	2045	2088
		42BN	42BC	42NN	42NC	42SN	42SC
PWA-36	20- M	\$2381	2422	2129	2166	2145	2183

		46BN	46BC	46NN	46NC	46SN	46SC
PWA-36	20- M	\$2433	2472	2173	2212	2191	2231
		57BN	57BC	57NN	57NC	57SN	57SC
PWA-36	20- M	\$2511	2551	2245	2285	2261	2301
		42BN	42BC	42NN	42NC	42SN	42SC
PWA-42	20- M	\$2561	2674	2354	2394	2368	2408
		46BN	46BC	46NN	46NC	46SN	46SC
PWA-42	20- M	\$2689	2729	2404	2444	2421	2461
		57BN	57BC	57NN	57NC	57SN	57SC
PWA-42	20- M	\$2776	2815	2480	2521	2498	2539
		42BN	42BC	42NN	42NC	42SN	42SC
PWK-30	20- M	\$2155	2193	1925	1962	1938	1978
		46BN	46BC	46NN	46NC	46SN	46SC
PWK-30	20- M	\$2203	2242	1964	2005	1982	2022
		57BN	57BC	57NN	57NC	57SN	57SC
PWK-30	20- M	\$2272	2312	2032	2070	2045	2088
		42BN	42BC	42NN	42NC	42SN	42SC
PWK-36	20- M	\$2381	2422	2129	2166	2145	2183
		46BN	46BC	46NN	46NC	46SN	46SC
PWK-36	20- M	\$2433	2472	2173	2212	2191	2231
		57BN	57BC	57NN	57NC	57SN	57SC
PWK-36	20- M	\$2511	2551	2245	2285	2261	2301
		42BN	42BC	42NN	42NC	42SN	42SC
PWK-42	20- M	\$2632	2674	2354	2394	2368	2408
		46BN	46BC	46NN	46NC	46SN	46SC
PWK-42	20- M	\$2689	2729	2404	2444	2421	2461
		57BN	57BC	57NN	57NC	57SN	57SC
PWK-42	20- M	\$2776	2815	2480	2521	2498	2539
Step 9. Open Module Orientation							
FMS	open module facing same as drawers	A					+\$0
FMO	open module facing opposite of drawers	A					+\$0

Powered Storage Case - Spine

continued

Step 10. Paint/Steel Type		
SS	smooth paint on smooth steel	+\$0
XS	textured paint on smooth steel	+\$0

Step 11. Case Finish

Nonmetallic Paint

For smooth paint on smooth steel (SS)

UBK	ultra black (CP) <input type="checkbox"/>	+\$0
8Q	folkstone grey (CP) <input type="checkbox"/>	+\$0
91	white (CP) <input type="checkbox"/>	+\$0
98	studio white (CP) <input type="checkbox"/>	+\$0
HF	inner tone light <input type="checkbox"/>	+\$0
LT	light tone <input type="checkbox"/>	+\$0
LU	soft white <input type="checkbox"/>	+\$0
MT	medium tone <input type="checkbox"/>	+\$0
SG	slate grey <input type="checkbox"/>	+\$0
WL	warm stone (CP) <input type="checkbox"/>	+\$0

Metallic Paint

For smooth paint on smooth steel (SS)

611	beige mist metallic (CP) <input type="checkbox"/>	+\$0
613	silver (CP) <input type="checkbox"/>	+\$0
EH	metallic bronze <input type="checkbox"/>	+\$0
SNA	satin aluminum	+\$80
SNB	satin bronze	+\$80
SNC	satin carbon	+\$80

Sand Texture Paint

For textured paint on smooth steel (XS)

UBK	ultra black (CP) <input type="checkbox"/>	+\$0
91	white (CP) <input type="checkbox"/>	+\$0
98	studio white (CP) <input type="checkbox"/>	+\$0
BK	black <input type="checkbox"/>	+\$0
CL	cool grey neutral <input type="checkbox"/>	+\$0
G1	graphite (CP) <input type="checkbox"/>	+\$0
WN	warm grey neutral <input type="checkbox"/>	+\$0

Step 12. Front Finish

Nonmetallic Paint

For smooth paint on smooth steel (SS)

UBK	ultra black (CP) <input type="checkbox"/>	+\$0
8Q	folkstone grey (CP) <input type="checkbox"/>	+\$0
91	white (CP) <input type="checkbox"/>	+\$0
HF	inner tone light <input type="checkbox"/>	+\$0
LT	light tone <input type="checkbox"/>	+\$0
LU	soft white <input type="checkbox"/>	+\$0
MT	medium tone <input type="checkbox"/>	+\$0
SG	slate grey <input type="checkbox"/>	+\$0
WL	warm stone (CP) <input type="checkbox"/>	+\$0

Metallic Paint

For smooth paint on smooth steel (SS)

611	beige mist metallic (CP) <input type="checkbox"/>	+\$0
613	silver (CP) <input type="checkbox"/>	+\$0
EH	metallic bronze <input type="checkbox"/>	+\$0
SNA	satin aluminum	+\$80
SNB	satin bronze	+\$80
SNC	satin carbon	+\$80

Sand Texture Paint

For textured paint on smooth steel (XS)

UBK	ultra black (CP) <input type="checkbox"/>	+\$0
91	white (CP) <input type="checkbox"/>	+\$0
BK	black <input type="checkbox"/>	+\$0
CL	cool grey neutral <input type="checkbox"/>	+\$0
G1	graphite (CP) <input type="checkbox"/>	+\$0
WN	warm grey neutral <input type="checkbox"/>	+\$0

Step 13. Top

For painted metal (M)

NT	no top	-\$72
TL	1 1/4"-high high-pressure laminate top with thermoplastic edge	+\$0

Powered Storage Case - Spine

continued

Meridian® Powered Storage

Step 14. Top Finish

For 1¼"-high high-pressure laminate top with thermoplastic edge (TL)

Solid-Color Laminate

8Q	folkstone grey (CP)	+\$0
91	white (CP)	+\$0
CL	cool grey neutral	+\$0
HF	inner tone light	+\$0
LT	light tone	+\$0
LU	soft white	+\$0
WL	warm stone (CP)	+\$0
WN	warm grey neutral	+\$0

Twill Laminate

LBF	neutral twill	+\$0
LBJ	graphite twill	+\$0
LBQ	white twill	+\$0

Wood-Grain Laminate

125	natural maple (CP)	+\$0
126	natural cherry (CP)	+\$0
127	walnut (CP)	+\$0
139	light ash (CP)	+\$0
140	warm ash (CP)	+\$0
76	light brown walnut	+\$0
HP	light anigre	+\$0
LBA	clear on ash (CP)	+\$0
LBR	phantom ecru	+\$0
LBS	phantom cocoa	+\$0
LBU	medium matte walnut (CP)	+\$0
LBV	warm grey teak	+\$0
LBB	oak on ash (CP)	+\$0
LBC	walnut on ash (CP)	+\$0

Step 15. Edge Finish

For 1¼"-high high-pressure laminate top with thermoplastic edge (TL)

125	natural maple (CP)	A	+\$0
126	natural cherry (CP)	A	+\$0
127	walnut (CP)	A	+\$0
139	light ash (CP)	A	+\$0
140	warm ash (CP)	A	+\$0
UBK	ultra black (CP)	A	+\$0
76	light brown walnut	A	+\$0
8Q	folkstone grey (CP)	A	+\$0
91	white (CP)	A	+\$0
CL	cool grey neutral	A	+\$0
HF	inner tone light	A	+\$0
HP	light anigre	A	+\$0
LBA	clear on ash (CP)	A	+\$0
LBR	phantom ecru	A	+\$0
LBS	phantom cocoa	A	+\$0
LBU	medium matte walnut (CP)	A	+\$0
LBV	warm grey teak	A	+\$0
LBB	oak on ash (CP)	A	+\$0
LBC	walnut on ash (CP)	A	+\$0
LBF	neutral twill	A	+\$0
LBJ	graphite twill	A	+\$0
LBQ	white twill	A	+\$0
LU	soft white	A	+\$0
SG	slate grey	A	+\$0
WL	warm stone (CP)	A	+\$0
WN	warm grey neutral	A	+\$0

Step 16. Lock

KA	keyed alike	+\$0
KC	keyed differently, chrome	+\$0
KD	keyed differently, black	+\$0

Step 17. Pull Finish

For arc pull (A-)

NH	brushed nickel	+\$0
NK	black nickel	+\$0

Metallic Paint

For bar pull (K-)

611	beige mist metallic (CP)	A	+\$0
613	silver (CP)	A	+\$0
SNA	satin aluminum		+\$10
SNB	satin bronze		+\$10
SNC	satin carbon		+\$10

Powered Storage Case - Spine

continued

Sand Texture Paint

For bar pull (K-)

DB3	glacier <input type="checkbox"/>	+\$10
DN2	nightfall <input type="checkbox"/>	+\$10
DR1	canyon <input type="checkbox"/>	+\$10
OLF	olive <input type="checkbox"/>	+\$10
BK	black <input type="checkbox"/>	+\$0

Smooth Paint

For bar pull (K-)

8Q	folkstone grey (CP) <input type="checkbox"/>	+\$0
91	white (CP) <input type="checkbox"/>	+\$0
98	studio white (CP) <input type="checkbox"/>	+\$0
G1	graphite (CP) <input type="checkbox"/>	+\$0
UBK	ultra black (CP) <input type="checkbox"/>	+\$0
WL	warm stone (CP) <input type="checkbox"/>	+\$0

Step 18. Base/Access Location

B3	2¼" base, no access <input type="checkbox"/>	+\$0
B3L	2¼" base, power access left <input type="checkbox"/>	+\$65
B3R	2¼" base, power access right <input type="checkbox"/>	+\$65
B3B	2¼" base, power access left and right <input type="checkbox"/>	+\$88
B3MB	2¼" base, power access back <input type="checkbox"/>	+\$65
B3LB	2¼" base, power access back & left <input type="checkbox"/>	+\$88
B3RB	2¼" base, power access back & right <input type="checkbox"/>	+\$88
B3BB	2¼" base, power access back,rt, & left <input type="checkbox"/>	+\$98

Step 19. Counterweight

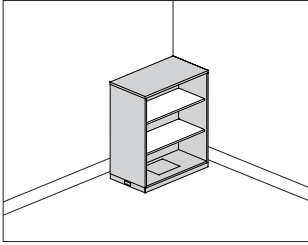
NO	no counterweight (must gang or anchor)	+\$0
CB	counterweight (recommended)	+\$132

Step 20. Drawer Interior

9M	3 dividers	+\$0
9P	front-to-back filing rail	+\$0
9R	side-to-side filing rail	+\$0

Open Powered Storage Case - Spine

PWC-3
PWC-4



Product Information

Description

This freestanding powered storage case has smooth steel, and is available in 3 widths, 1 depth, and 3 heights. It has no top or a laminate top. Power can be located inside the case. Power access is located in the partial false back just below work surface shelf height. The false back provides access for routing of power and data within the case. Connect™ power distributors with modular ends are ordered and installed separately. Shelves are ordered separately.

Actual storage case widths are 29⁷/₈", 35⁷/₈", or 41⁷/₈"; actual depth is 19⁷/₈"; inside depth of open case is 15". The 2¹/₄"-high base has 1¹/₂" glide adjustment.

Notes

Overall height includes a top height of 1¹/₄" and base height of 2¹/₄".

Dimensional illustrations do not include all possible configurations.

Order the following products separately:

- Connect - S310 electrical unit with connect modular connection (Y1329.)
- Connect - power entry, 4-circuit (Y1351.)
- Connect - junction block to junction block jumper, 4-circuit (Y1353.)
- Connect - H-block connector, 4-circuit (Y1354.H)
- Ganging kit (U1B36D9)
- Metal shelves (for use above work surface) (PW901-xxxM)
- Laminate or veneer attachment shelves (for work surface attachment location 28¹/₂") (PW901-xxxL or PW901-xxxW)

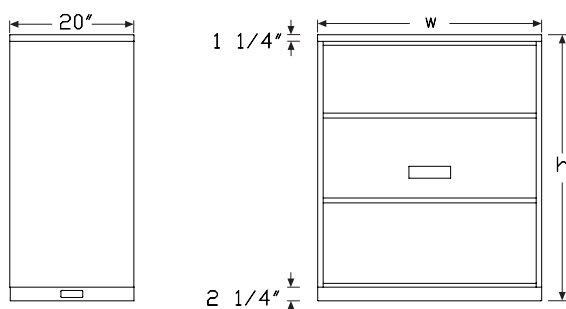
Powered storage units must be ganged together. Use kit (U1B36D9).

Full-depth metal shelves to be specified above work surface height.

Laminate and veneer shelves are secured with fixed brackets in predrilled locations.

Laminate or veneer shelf required to provide work surface attachment. A shelf to be placed in the open area below the work surface shelf must be laminate or veneer.

Dimensions



Specification Information

Step 1.

PWC-

Step 2. Width

- 30 30" wide
- 36 36" wide
- 42 42" wide

Step 3. Depth

- 20- 20" deep

Step 4. Case Height

- 42 42" high
- 46 46" high
- 57 57" high

Step 5. Power Access Location

- N no power access
- C power access inside of case

Prices for Steps 1-5.

			N	C
PWC-30	20-	42	\$1473	1555
		46	\$1548	1587
		57	\$1600	1640

			N	C
PWC-36	20-	42	\$1666	1704
		46	\$1702	1741
		57	\$1760	1800

			N	C
PWC-42	20-	42	\$1783	1874
		46	\$1874	1913
		57	\$1935	1976

Step 6. Paint/Steel Type

- SS smooth paint on smooth steel +\$0
- XS textured paint on smooth steel +\$0

Open Powered Storage Case - Spine

continued

Step 7. Surface Finish

Nonmetallic Paint

For smooth paint on smooth steel (SS)

UBK	ultra black (CP)	+\$0
8Q	folkstone grey (CP)	+\$0
91	white (CP)	+\$0
98	studio white (CP) <input type="checkbox"/> A	+\$0
HF	inner tone light	+\$0
LT	light tone	+\$0
LU	soft white	+\$0
MT	medium tone	+\$0
SG	slate grey	+\$0
WL	warm stone (CP)	+\$0

Metallic Paint

For smooth paint on smooth steel (SS)

611	beige mist metallic (CP)	+\$0
613	silver (CP)	+\$0
EH	metallic bronze	+\$0
SNA	satin aluminum	+\$80
SNB	satin bronze	+\$80
SNC	satin carbon	+\$80

Sand Texture Paint

For textured paint on smooth steel (XS)

UBK	ultra black (CP)	+\$0
91	white (CP)	+\$0
98	studio white (CP) <input type="checkbox"/> A	+\$0
BK	black	+\$0
CL	cool grey neutral	+\$0
G1	graphite (CP)	+\$0
WN	warm grey neutral	+\$0

Step 8. Top

NT	no top	-\$72
TL	1¼"-high high-pressure laminate top with thermoplastic edge	+\$0

Step 9. Top Finish

For 1¼"-high high-pressure laminate top with thermoplastic edge (TL)

Solid-Color Laminate

8Q	folkstone grey (CP)	+\$0
91	white (CP)	+\$0
CL	cool grey neutral	+\$0
HF	inner tone light	+\$0
LT	light tone	+\$0
LU	soft white	+\$0
WL	warm stone (CP)	+\$0
WN	warm grey neutral	+\$0

Twill Laminate

LBF	neutral twill	+\$0
LBJ	graphite twill	+\$0
LBQ	white twill	+\$0

Wood-Grain Laminate

125	natural maple (CP)	+\$0
126	natural cherry (CP)	+\$0
139	light ash (CP)	+\$0
140	warm ash (CP)	+\$0
76	light brown walnut	+\$0
HP	light anigre	+\$0
LBA	clear on ash (CP)	+\$0
LBR	phantom ecru	+\$0
LBS	phantom cocoa	+\$0
LBU	medium matte walnut (CP)	+\$0
LBV	warm grey teak	+\$0
LBB	oak on ash (CP)	+\$0
LBC	walnut on ash (CP)	+\$0

Open Powered Storage Case - Spine

continued

Meridian® Powered Storage

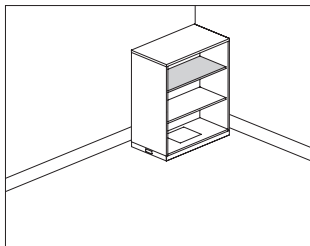
Step 10. Edge Finish

For 1 1/4" high high-pressure laminate top with thermoplastic edge (TL)

125	natural maple (CP) <input type="checkbox"/>	+\$0
126	natural cherry (CP) <input type="checkbox"/>	+\$0
127	walnut (CP) <input type="checkbox"/>	+\$0
139	light ash (CP) <input type="checkbox"/>	+\$0
140	warm ash (CP) <input type="checkbox"/>	+\$0
UBK	ultra black (CP) <input type="checkbox"/>	+\$0
76	light brown walnut <input type="checkbox"/>	+\$0
8Q	folkstone grey (CP) <input type="checkbox"/>	+\$0
91	white (CP) <input type="checkbox"/>	+\$0
CL	cool grey neutral <input type="checkbox"/>	+\$0
HF	inner tone light <input type="checkbox"/>	+\$0
HP	light anigre <input type="checkbox"/>	+\$0
LBA	clear on ash (CP) <input type="checkbox"/>	+\$0
LBR	phantom ecru <input type="checkbox"/>	+\$0
LBS	phantom cocoa <input type="checkbox"/>	+\$0
LBU	medium matte walnut (CP) <input type="checkbox"/>	+\$0
LBV	warm grey teak <input type="checkbox"/>	+\$0
LBB	oak on ash (CP) <input type="checkbox"/>	+\$0
LBC	walnut on ash (CP) <input type="checkbox"/>	+\$0
LBF	neutral twill <input type="checkbox"/>	+\$0
LBJ	graphite twill <input type="checkbox"/>	+\$0
LBQ	white twill <input type="checkbox"/>	+\$0
LU	soft white <input type="checkbox"/>	+\$0
SG	slate grey <input type="checkbox"/>	+\$0
WL	warm stone (CP) <input type="checkbox"/>	+\$0
WN	warm grey neutral <input type="checkbox"/>	+\$0

Step 11. Base/Access Location

B3	2 1/4" base, no access <input type="checkbox"/>	+\$0
B3L	2 1/4" base, power access left <input type="checkbox"/>	+\$65
B3R	2 1/4" base, power access right <input type="checkbox"/>	+\$65
B3B	2 1/4" base, power access left and right <input type="checkbox"/>	+\$88
B3MB	2 1/4" base, power access back <input type="checkbox"/>	+\$65
B3LB	2 1/4" base, power access back & left <input type="checkbox"/>	+\$88
B3RB	2 1/4" base, power access back & right <input type="checkbox"/>	+\$88
B3BB	2 1/4" base, power access back,rt, & left <input type="checkbox"/>	+\$98



Product Information

Description

This shelf is available in painted metal, laminate or veneer. A metal shelf adjusts in 1/4" increments and is used in locations above the work surface. A laminate or veneer shelf is used in fixed locations for work surface attachment and in fixed locations below the work surface height. Hardware included with shelf.

Metal shelf is available in 3 widths, and 2 depths. The 14" depth is used with drawer cases, and the 16" depth is used with bookcases.

Laminate or veneer shelf is available in 3 widths, 14" depth, and is 1/4" thick.

Notes

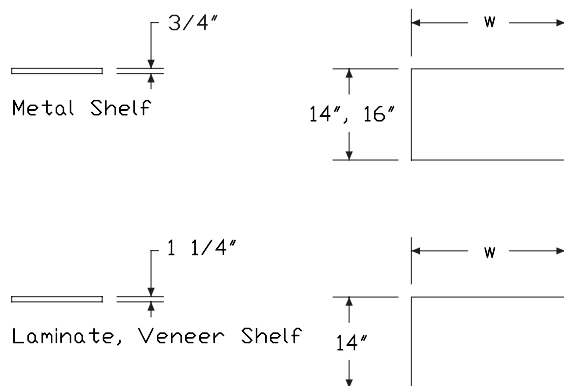
Work surface attaches to laminate or veneer shelf only. Specify attachment hardware with work surface.

Shelf specified below work surface height in open powered cases must be laminate or veneer.

Shelf specified above the work surface must be metal.

Shelf dimensions allow power access at back of shelf.

Dimensions



Specification Information

Step 1.

PW901- ☐ A

Step 2. Width

30 30" wide ☐ A

36 36" wide ☐ A

42 42" wide ☐ A

Step 3. Configuration

S shelf at surface height ☐ A

D upper shelf used with drawers ☐ A

B upper shelf used with bookcase ☐ A

Step 4. Shelf Material

For shelf at surface height (S)

L high-pressure laminate ☐ A

W veneer ☐ A

For upper shelf used with drawers (D)

M painted metal ☐ A

For upper shelf used with bookcase (B)

M painted metal ☐ A

Prices for Steps 1-4.

		L	M	W
PW901- 30	S	\$265	—	653
	D	—	\$89	—
	B	—	\$93	—
36	S	\$314	—	721
	D	—	\$105	—
	B	—	\$109	—
42	S	\$359	—	791
	D	—	\$122	—
	B	—	\$126	—

Step 5. Paint/Steel Type

For painted metal (M)

SS	smooth paint on smooth steel	+\$0
XS	textured paint on smooth steel	+\$0

Shelf for Spine Powered Storage

continued

Meridian® Powered Storage

Step 6. Surface Finish

Nonmetallic Paint

For smooth paint on smooth steel (SS)

UBK	ultra black (CP)	+\$0
8Q	folkstone grey (CP)	+\$0
91	white (CP)	+\$0
98	studio white (CP) <input type="checkbox"/>	+\$0
HF	inner tone light	+\$0
LT	light tone	+\$0
LU	soft white	+\$0
MT	medium tone	+\$0
SG	slate grey	+\$0
WL	warm stone (CP)	+\$0

Metallic Paint

For smooth paint on smooth steel (SS)

611	beige mist metallic (CP)	+\$0
613	silver (CP)	+\$0
EH	metallic bronze	+\$0
SNA	satin aluminum	+\$10
SNB	satin bronze	+\$10
SNC	satin carbon	+\$10

Sand Texture Paint

For textured paint on smooth steel (XS)

UBK	ultra black (CP)	+\$0
91	white (CP)	+\$0
98	studio white (CP) <input type="checkbox"/>	+\$0
BK	black	+\$0
CL	cool grey neutral	+\$0
G1	graphite (CP)	+\$0
WN	warm grey neutral	+\$0

Solid-Color Laminate

For high-pressure laminate (L)

8Q	folkstone grey (CP) <input type="checkbox"/>	+\$0
91	white (CP) <input type="checkbox"/>	+\$0
98	studio white (CP) <input type="checkbox"/>	+\$0
CL	cool grey neutral <input type="checkbox"/>	+\$0
HF	inner tone light <input type="checkbox"/>	+\$0
LT	light tone <input type="checkbox"/>	+\$0
LU	soft white <input type="checkbox"/>	+\$0
WL	warm stone (CP) <input type="checkbox"/>	+\$0
WN	warm grey neutral <input type="checkbox"/>	+\$0

Twill Laminate

For high-pressure laminate (L)

LBF	neutral twill <input type="checkbox"/>	+\$0
LBJ	graphite twill <input type="checkbox"/>	+\$0
LBQ	white twill <input type="checkbox"/>	+\$0

Wood-Grain Laminate

For high-pressure laminate (L)

125	natural maple (CP) <input type="checkbox"/>	+\$0
126	natural cherry (CP) <input type="checkbox"/>	+\$0
127	walnut (CP) <input type="checkbox"/>	+\$0
139	light ash (CP) <input type="checkbox"/>	+\$0
140	warm ash (CP) <input type="checkbox"/>	+\$0
76	light brown walnut <input type="checkbox"/>	+\$0
HP	light anigre <input type="checkbox"/>	+\$0
LBA	clear on ash (CP) <input type="checkbox"/>	+\$0
LBR	phantom ecru <input type="checkbox"/>	+\$0
LBS	phantom cocoa <input type="checkbox"/>	+\$0
LBU	medium matte walnut (CP) <input type="checkbox"/>	+\$0
LBV	warm grey teak <input type="checkbox"/>	+\$0
LBB	oak on ash (CP) <input type="checkbox"/>	+\$0
LBC	walnut on ash (CP) <input type="checkbox"/>	+\$0

For veneer (W)

2U	light brown walnut <input type="checkbox"/>	+\$28
40	dark brown walnut <input type="checkbox"/>	+\$28
EW	medium matte walnut <input type="checkbox"/>	+\$28
ET	clear on ash <input type="checkbox"/>	+\$28
EU	oak on ash <input type="checkbox"/>	+\$28
EV	walnut on ash <input type="checkbox"/>	+\$28
UL	natural maple <input type="checkbox"/>	+\$28

Shelf for Spine Powered Storage

continued

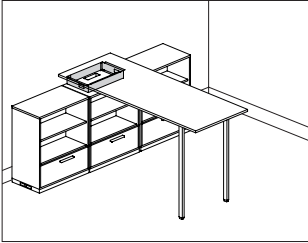
Step 7. Edge Finish

For high-pressure laminate (L)

125	natural maple (CP) <input type="checkbox"/>	+\$0
126	natural cherry (CP) <input type="checkbox"/>	+\$0
127	walnut (CP) <input type="checkbox"/>	+\$0
139	light ash (CP) <input type="checkbox"/>	+\$0
140	warm ash (CP) <input type="checkbox"/>	+\$0
98	studio white (CP) <input type="checkbox"/>	+\$0
UBK	ultra black (CP) <input type="checkbox"/>	+\$0
76	light brown walnut <input type="checkbox"/>	+\$0
8Q	folkstone grey (CP) <input type="checkbox"/>	+\$0
91	white (CP) <input type="checkbox"/>	+\$0
CL	cool grey neutral <input type="checkbox"/>	+\$0
HF	inner tone light <input type="checkbox"/>	+\$0
HP	light anigre <input type="checkbox"/>	+\$0
LBA	clear on ash (CP) <input type="checkbox"/>	+\$0
LBR	phantom ecru <input type="checkbox"/>	+\$0
LBS	phantom cocoa <input type="checkbox"/>	+\$0
LBU	medium matte walnut (CP) <input type="checkbox"/>	+\$0
LBV	warm grey teak <input type="checkbox"/>	+\$0
LBB	oak on ash (CP) <input type="checkbox"/>	+\$0
LBC	walnut on ash (CP) <input type="checkbox"/>	+\$0
LBF	neutral twill <input type="checkbox"/>	+\$0
LBJ	graphite twill <input type="checkbox"/>	+\$0
LBQ	white twill <input type="checkbox"/>	+\$0
LU	soft white <input type="checkbox"/>	+\$0
SG	slate grey <input type="checkbox"/>	+\$0
WL	warm stone (CP) <input type="checkbox"/>	+\$0
WN	warm grey neutral <input type="checkbox"/>	+\$0

Powered Storage Worksurface
Support Stanchion

PS298

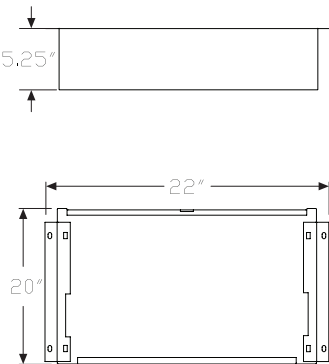


Product Information

Description

This metal work surface support stanchion is used with Meridian powered storage products to provide support and cable management for standing height applications. The 3¼" height provides a work surface height of 46⅞" when placed on a 39⅝" high case. The 5¼" height provides a work surface height of 44" when placed on a 35¼" high case. The stanchion does have a removable back for access.

Dimensions



Specification Information

Step 1.

PS298- ☐ A

Step 2. Width

20 20" wide ☐ A

Step 3. Depth

12- 12" deep ☐ A

Step 4. Height

AN 3¼"-high non-powered support (for 39⅝"-high case) ☐ A

BN 5¼"-high non-powered support (for 35¼"-high case) ☐ A

Prices for Steps 1-4.

	AN	BN
PS298- 20 12-	\$238	259

Step 5. Paint/Steel Type

SS	smooth paint on smooth steel <input type="checkbox"/> A	+\$0
XS	textured paint on smooth steel <input type="checkbox"/> A	+\$0

Step 6. Surface Finish


Nonmetallic Paint		
For smooth paint on smooth steel (SS)		
8Q	folkstone grey (CP) <input type="checkbox"/> A	+\$0
91	white (CP) <input type="checkbox"/> A	+\$0
98	studio white (CP) <input type="checkbox"/> A	+\$0
HF	inner tone light <input type="checkbox"/> A	+\$0
LT	light tone <input type="checkbox"/> A	+\$0
LU	soft white <input type="checkbox"/> A	+\$0
MT	medium tone <input type="checkbox"/> A	+\$0
SG	slate grey <input type="checkbox"/> A	+\$0
WL	warm stone (CP) <input type="checkbox"/> A	+\$0

Metallic Paint		
For smooth paint on smooth steel (SS)		
611	beige mist metallic (CP) <input type="checkbox"/> A	+\$0
613	silver (CP) <input type="checkbox"/> A	+\$0
EH	metallic bronze <input type="checkbox"/> A	+\$0
SNA	satin aluminum	+\$80
SNB	satin bronze	+\$80
SNC	satin carbon	+\$80

Powered Storage Worksurface
Support Stanchion *continued*

Sand Texture Paint		
<i>For textured paint on smooth steel (XS)</i>		
91	white (CP) <input type="checkbox"/>	+\$0
98	studio white (CP) <input type="checkbox"/>	+\$0
BK	black <input type="checkbox"/>	+\$0
CL	cool grey neutral <input type="checkbox"/>	+\$0
G1	graphite (CP) <input type="checkbox"/>	+\$0
WN	warm grey neutral <input type="checkbox"/>	+\$0

Connect™ - S310 Electrical Unit with Y1329.
Connect Modular Connection

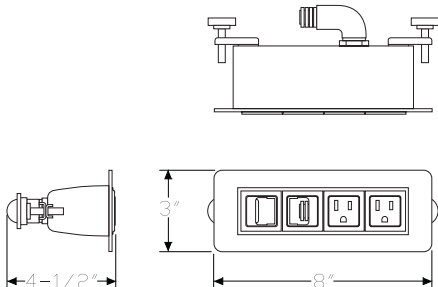


Product Information

Description
This electrical distributor provides power to a lateral file, low credenza, or storage case with a Connect™ 4-circuit modular connector. It can be top surface mounted flush or vertically mounted in the false back of a cabinet. A voice/data adapter kit is included, allowing the data openings to accept various manufacturers' couplers and jacks. Attachment hardware is included. Product is UL listed.

Notes
Field cutting of surface may be required. Information on surface cutout size is included on instruction sheet.
Silver option (0I) and white option (0J) have painted metal trim with white plastic simplex/data interiors. Black option (0H) has black painted trim with black plastic simplex/data interior.
Modular electrical connectors can only connect to Connect 4-circuit modular power system.
Order the following products separately:
• Canvas powered metal low credenza (FMP72A., FMP72K., FMP73A., FMP73K., FMP74A., FMP74K.)
• Canvas powered wood low credenza (FFD73A., FFD73K.)
• Meridian powered storage case (PSC-, PS6-, PSAM-, PSAV-, PSKM-, PSKV-)
• Meridian powered storage lateral file (PS26-, PS2AM, PS2AV, PS2KM, PS2KV)
• Connect - power entry, 4-circuit (Y1351.)
• Connect - junction block to junction block jumper, 4-circuit (Y1353.)
• Connect - block connector, 4-circuit (Y1354.)
• Other Connect 4-circuit modular power components as required
For Canvas powered storage, order Connect - conduit clamp (Y1339.) separately.

Dimensions



Specification Information

Step 1.
Y1329.

Step 2. Configuration
3 2 simplex receptacles, 2 data openings
8 3 simplex receptacles, 1 data opening

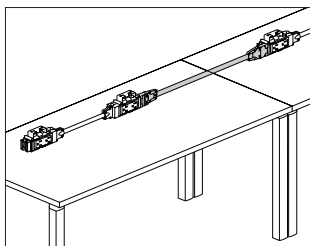
Step 3. Power Type
E 4 circuit circuit 1
F 4 circuit circuit 2
G 4 circuit circuit 3
H 4 circuit circuit 4

Step 4. Cord/Conduit Length
02 2' conduit
03 3' conduit
04 4' conduit
06 6' conduit
10 10' conduit

Prices for Steps 1-4.				02	03	04	06	10
Y1329.	3	E		\$492	509	521	552	612
		F		\$492	509	521	552	612
		G		\$492	509	521	552	612
		H		\$492	509	521	552	612
	8	E		\$515	529	548	574	634
		F		\$515	529	548	574	634
		G		\$515	529	548	574	634
		H		\$515	529	548	574	634

Step 5. Finish
0H black +\$0
0I silver +\$0
0J white +\$0

Connect™-Junction Block to Junction Block Jumper, 4-Circuit Y1353.



Product Information

Description

This power jumper distributes up to 4 20-amp circuits between 2 power kits or junction blocks and is available as adjustable or non-adjustable. The adjustable jumper allows 1 end of the jumper to extend an additional 3" when connecting to components under an adjacent desk or table. UL 183 listed, CUL Certified.

Notes

Connect™ modular power products are not compatible with electrical components used in Herman Miller systems or desking product lines.

When routing power to an adjacent desk or table, surfaces must be ganged together. Order ganging bracket kit (Y1338.) separately.

When connecting dual junction block power kits (Y1350.) between adjacent surfaces in a linear run, specify 24"-wide jumper.

When connecting dual junction block power kits (Y1350.) at the outside corner of 2 24"-deep surfaces at 90°, specify 42"-wide jumper.

When connecting dual junction block power kits (Y1350.) at the outside corner of 2 30"-deep surfaces at 90°, specify 48"-wide jumper.

When connecting dual junction block power kits (Y1350.) at the outside corner of 1 30"-deep and 1 24"-deep surface, specify 48"-wide jumper.

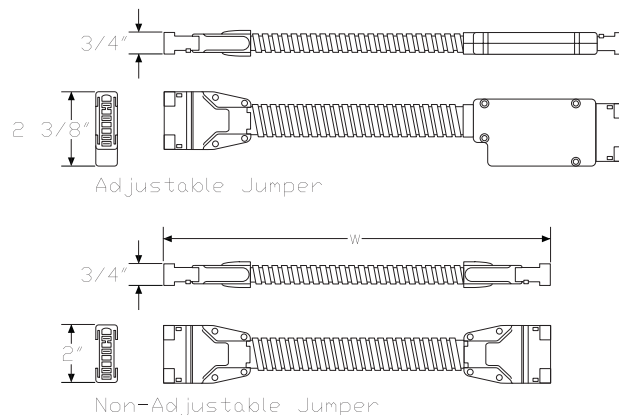
When connecting dual junction block power kits (Y1350.) at the inside corner of 2 24"- or 30"-deep surfaces, specify 30"-wide jumper.

Finish on 5/8" oval metallic conduit is silver.

Order the following products separately:

- Conduit clamps (Y1339.)
- Dual junction block power kit, 4-circuit (Y1350.) or junction block, 4-circuit (Y1358.)
- Duplex receptacle, 4-circuit (Y1355.) - for junction block, 4-circuit
- Junction block bracket, 4-circuit (Y1357.) - for junction block, 4-circuit
- Power entry, 4-circuit (Y1351.)

Dimensions



Connect™-Junction Block to Junction
Block Jumper, 4-Circuit *continued*

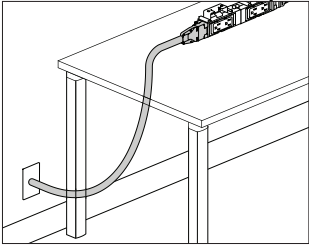
Meridian® Powered Storage

Specification Information	
Step 1.	
Y1353.	
Step 2. Width	
12	12" wide
18	18" wide
24	24" wide
30	30" wide
36	36" wide
42	42" wide
48	48" wide
54	54" wide
60	60" wide
66	66" wide
72	72" wide
78	78" wide
84	84" wide
90	90" wide
108	108" wide
120	120" wide
132	132" wide
144	144" wide
Step 3. Type	
A	adjustable jumper
N	nonadjustable jumper

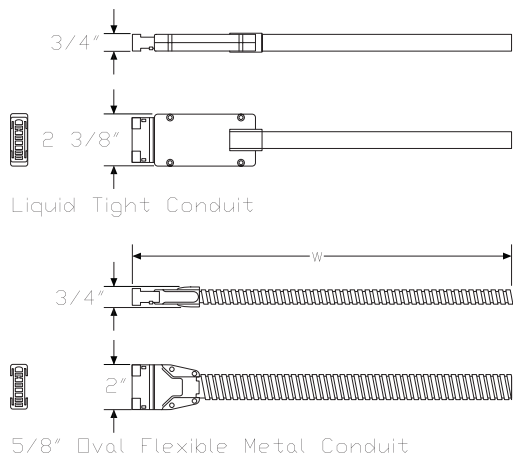
Prices for Steps 1-3.			
		A	N
Y1353.	12	\$119	119
	18	\$124	124
	24	\$133	133
	30	\$144	144
	36	\$151	151
	42	\$157	157
	48	\$168	168
	54	\$177	177
	60	\$185	185
	66	\$191	191
	72	\$198	198
	78	\$209	209
	84	\$216	216
	90	\$226	226
	108	\$250	250
	120	\$263	263
	132	\$283	283
	144	\$300	300

Connect™-Power Entry, 4-Circuit

Y1351.



Product Information
Description
This power entry connects a building's electrical from a wall, floor, or column to the end of a 4-circuit dual junction block power kit or junction block and distributes up to 4 20-amp circuits. UL 183 listed, CUL Certified.
Notes
Connect™ modular power products are not compatible with electrical components used in Herman Miller systems or desking product lines.
Power entry can be field cut to the appropriate length.
For San Francisco, specify 3/8" flex metallic conduit option (C).
Finish color on liquid tight conduit is black. Finish color on metallic conduit is silver.
A licensed electrician must wire the power entry to the building's electrical system.
Dimensions

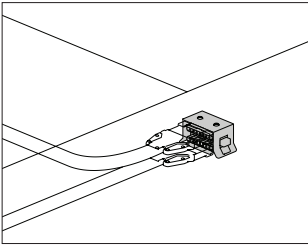


Specification Information		
Step 1.		
Y1351.		
Step 2. Length		
06	6' long	
12	12' long	
18	18' long	
24	24' long	
Step 3. Conduit Type		
L	liquid tight conduit	
C	3/8" flex metallic conduit	
Prices for Steps 1-3.		
	L	C
Y1351. 06	\$228	228
12	\$325	325
18	\$424	424
24	\$543	543

Meridian® Powered Storage

Connect™-Block Connector, 4-Circuit

Y1354.



Product Information

Description

This block connects components together to distribute power. The H-block connector connects jumpers together at 2-, 3-, and 4-way connection points, or distributes power from a power entry to multiple components. The receptacle-to-receptacle connectors connect 2 junction blocks together. Finish is black. Attachment hardware included. UL 183 listed, CUL Certified.

Notes

Connect™ modular power products are not compatible with electrical components used in Herman Miller systems or desking product lines.

When routing power to an adjacent desk or table, surfaces must be ganged together. Order ganging bracket kit (Y1338.) separately.

Dimensions

Specification Information

Step 1.

Y1354.

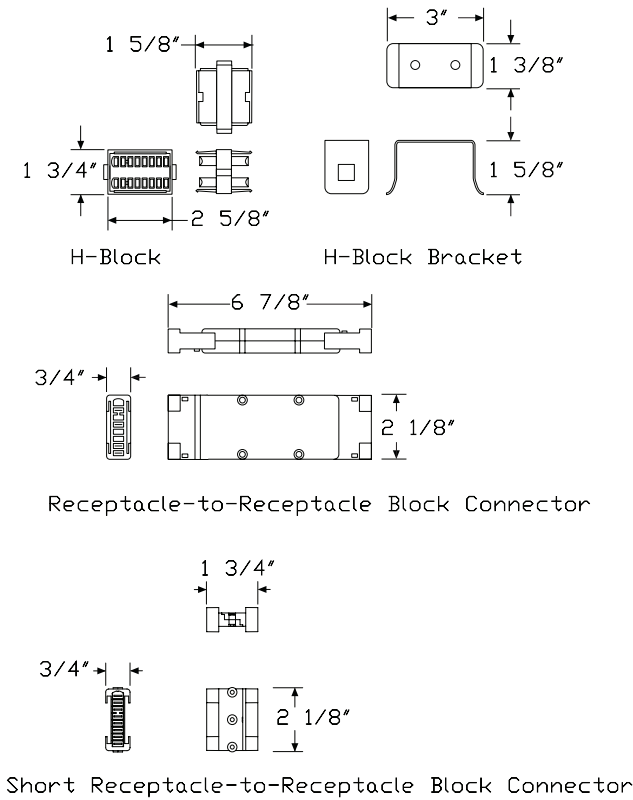
Step 2. Connector Type

H	H-block connector
S	short receptacle-to-receptacle block connector A
R	receptacle-to-receptacle block connector

Prices for Steps 1-2.

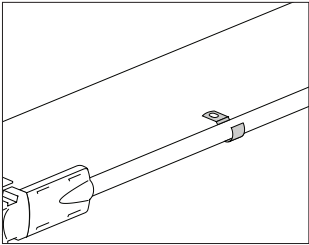
Y1354. H	\$66
S	\$82
R	\$84

Meridian® Powered Storage



Connect™-Conduit Clamp

Y1339.

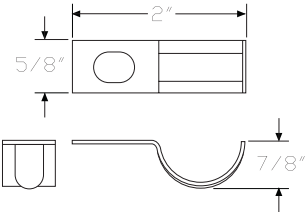


Product Information

Description

This clamp screws to the underside of a surface to support the conduit on electrical components. Finish is silver. Package of 10.

Dimensions



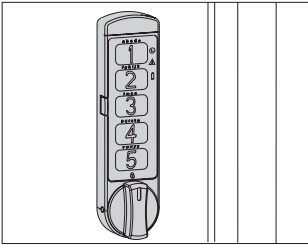
Specification Information

Step 1.

Y1339. \$19

Keyless Lock

MKL-H
MKL-V
MKS-H
MKS-V



Product Information

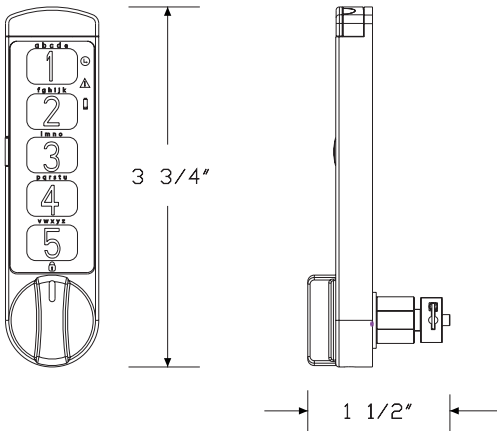
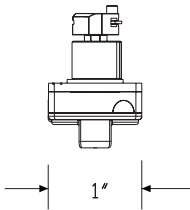
Description

This keyless lock replaces an existing cam lock and is available in 2 mode options. Locker mode allows for a temporary code to be entered for each use, and station mode allows for repeated use with the same code. Multiple orientation options allow the keyless lock to be used with a variety of products.

Notes

Replacement battery is a 3-volt lithium CR2032 battery.
Actual lock dimensions are 3.86"W×1.00"H×0.39"D.
Meridian® standard pull 2600 series, the Tu® metal pedestal, and some Tu metal lateral files will not accommodate the width of the keyless lock.
Order the following products separately:
• Control key fob (MKL-CKF)
• User key fob (MKL-UKF)
This keyless lock can be found under the Meridian® product line code of MS.

Dimensions



Specification Information

Step 1.

MK ☐

Step 2. Mode

L- locker mode ☐
S- station mode ☐

Step 3. Orientation

HL horizontal, keypad facing left ☐
HR horizontal, keypad facing right ☐
VU vertical, keypad facing up ☐
VD vertical, keypad facing down ☐

Prices for Steps 1-3.

MKL-HL	\$289
MKL-HR	\$289
MKL-VU	\$289
MKL-VD	\$289
MKS-HL	\$289
MKS-HR	\$289
MKS-VU	\$289
MKS-VD	\$289

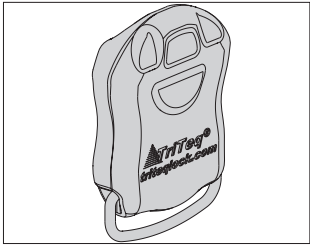
Step 4. Finish

01 silver <input type="checkbox"/>	+\$0
BK black <input type="checkbox"/>	+\$0

Meridian® Powered Storage

Keyless Lock, Control Key Fob

MKL-C



Product Information

Description

This key fob opens the keyless lock without using the numeric keypad.

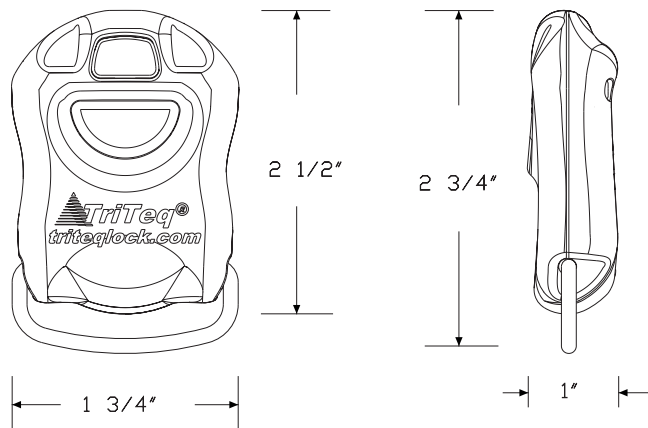
Notes

Order the following products separately:

- Keyless lock (MK)
- User key fob (MKL-UKF)

This keyless lock, control key fob can be found under the Meridian® product line code of MS.

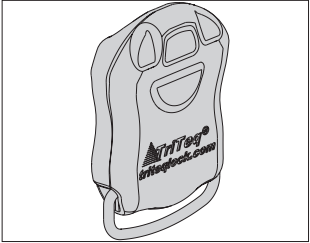
Dimensions



Specification Information

Step 1.

MKL-CKF A \$249



Product Information

Description

This key fob opens the keyless lock without using the numeric keypad.

Notes

Order the following products separately:

- Keyless lock (MK)
- Control key fob (MKL-CKF)

This keyless lock, user key fob can be found under the Meridian® product line code of MS.

Dimensions

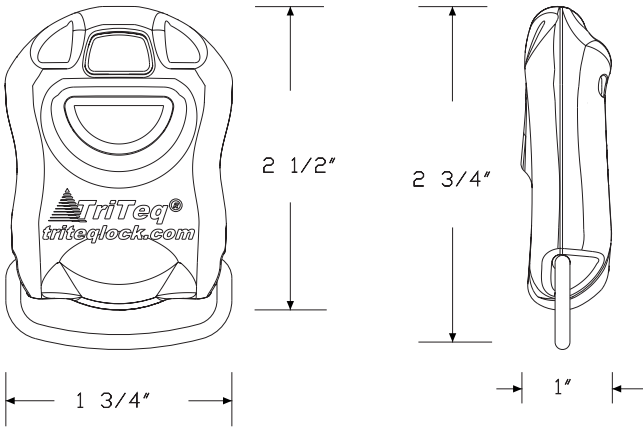
Specification Information

Step 1.

MKL-UKF A

\$249

Meridian® Powered Storage

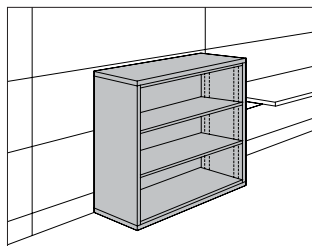


Meridian® Freestanding Bookcase

46-30

46-36

46-42



Product Information

Description

This 15"-deep freestanding bookcase provides storage and display space. It has a smooth-steel case, adjustable metal shelves, and 3 widths and 4 heights. The bookcase has no top or a metal, laminate, or veneer top. 5 base heights are available; all bases include adjustable glides. The 42"-high bookcase can be specified with lockable sliding doors.

Notes

Dimensional illustrations do not include all possible configurations.

The following chart shows vertical clearance between shelves:

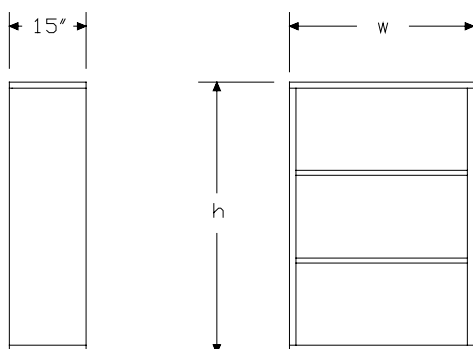
Ht. code—Case ht.—Bottom—Mid-space(s)—Top space

29	26 ¹ / ₄ "	12 ¹ / ₈ "	N/A	11 ³ / ₈ "
42	39 ³ / ₈ "	12 ¹ / ₈ "	12 ¹ / ₁₆ "	11 ¹ / ₂ "
55	52 ¹ / ₂ "	12 ¹ / ₈ "	(2) 12 ¹ / ₁₆ "	11 ³ / ₄ "
68	65 ⁵ / ₈ "	12 ¹ / ₈ "	(3) 12 ¹ / ₁₆ "	12 ¹ / ₁₆ "

Order additional shelf (SSB-3) separately.

Order optional display shelf (BDS-3015, BDS-3615, or BDS-4215) separately.

Dimensions



Specification Information

Step 1.

46-

Step 2. Width

3015- 30" wide

3615- 36" wide

4215- 42" wide

Step 3. Doors

For 30" wide (3015-) or 42" wide (4215-)

OB- no doors

For 36" wide (3615-)

OB- no doors

SB- sliding doors

Step 4. Height

For no doors (OB-)

29 26¹/₄" high

42 39³/₈" high

55 52¹/₂" high

68 65⁵/₈" high

For sliding doors (SB-)

42 39³/₈" high

Prices for Steps 1-4.

		29	42	55	68
46-3015-	OB-	\$1099	1170	1266	1334
46-3615-	OB-	\$1244	1314	1416	1480
	SB-	—	\$1401	—	—
46-4215-	OB-	\$1370	1442	1546	1608

Step 5. Paint/Steel Type

SS	smooth paint on smooth steel	+\$0
XS	textured paint on smooth steel	+\$0

Meridian® Freestanding Bookcase

continued

Step 6. Surface Finish

Nonmetallic Paint

For smooth paint on smooth steel (SS)

UBK	ultra black (CP)	+\$0
8Q	folkstone grey (CP)	+\$0
91	white (CP)	+\$0
98	studio white (CP) A	+\$0
HF	inner tone light	+\$0
LT	light tone	+\$0
LU	soft white	+\$0
MT	medium tone	+\$0
SG	slate grey	+\$0
WL	warm stone (CP)	+\$0

Metallic Paint

For smooth paint on smooth steel (SS)

611	beige mist metallic (CP)	+\$0
613	silver (CP)	+\$0
EH	metallic bronze	+\$0
SNA	satin aluminum	+\$80
SNB	satin bronze	+\$80
SNC	satin carbon	+\$80

Sand Texture Paint

For textured paint on smooth steel (XS)

UBK	ultra black (CP)	+\$0
91	white (CP)	+\$0
98	studio white (CP) A	+\$0
BK	black	+\$0
CL	cool grey neutral	+\$0
G1	graphite (CP)	+\$0
WN	warm grey neutral	+\$0

Step 7. Top

NT	no top	+\$0
T1	1"-high painted metal top with squared edge	+\$0
T2	1 1/4"-high painted metal top with squared edge	+\$0
T3	1 1/4"-high painted metal top with radius edge	+\$61
TL	1 1/4"-high high-pressure laminate top with thermoplastic edge	+\$70

Step 8.

Top Finish: Solid-Color Laminate

For 1 1/4"-high high-pressure laminate top with thermoplastic edge (TL)

8Q	folkstone grey (CP)	+\$0
91	white (CP)	+\$0
98	studio white (CP)	+\$0
CL	cool grey neutral	+\$0
HF	inner tone light	+\$0
LT	light tone	+\$0
LU	soft white	+\$0
WL	warm stone (CP)	+\$0
WN	warm grey neutral	+\$0

Top Finish: Twill Laminate

For 1 1/4"-high high-pressure laminate top with thermoplastic edge (TL)

LBF	neutral twill	+\$0
LBJ	graphite twill	+\$0
LBQ	white twill	+\$0

Top Finish: Wood-Grain Laminate

For 1 1/4"-high high-pressure laminate top with thermoplastic edge (TL)

125	natural maple (CP)	+\$0
126	natural cherry (CP)	+\$0
127	walnut (CP)	+\$0
139	light ash (CP)	+\$0
140	warm ash (CP)	+\$0
HP	light anigre	+\$0
LBA	clear on ash (CP)	+\$0
LBB	oak on ash (CP)	+\$0
LBC	walnut on ash (CP)	+\$0
LBR	phantom ecru	+\$0
LBS	phantom cocoa	+\$0
LBU	medium matte walnut (CP)	+\$0
LBV	warm grey teak	+\$0
76	light brown walnut	+\$0

Veneer Top Finish

2U	light brown walnut A	+\$28
40	dark brown walnut A	+\$28
EW	medium matte walnut A	+\$28
ET	clear on ash A	+\$28
EU	oak on ash A	+\$28
EV	walnut on ash A	+\$28
UL	natural maple A	+\$28

Meridian® Freestanding Bookcase

continued

Step 9. Edge Finish

For 1¼"-high high-pressure laminate top with thermoplastic edge (TL)

125	natural maple (CP)	+\$0
126	natural cherry (CP)	+\$0
127	walnut (CP)	+\$0
139	light ash (CP)	+\$0
140	warm ash (CP)	+\$0
UBK	ultra black (CP)	+\$0
76	light brown walnut	+\$0
8Q	folkstone grey (CP)	+\$0
91	white (CP)	+\$0
98	studio white (CP)	+\$0
CL	cool grey neutral	+\$0
HF	inner tone light	+\$0
HP	light anigre	+\$0
LBA	clear on ash (CP)	+\$0
LBB	oak on ash (CP)	+\$0
LBC	walnut on ash (CP)	+\$0
LBR	phantom ecru	+\$0
LBS	phantom cocoa	+\$0
LBU	medium matte walnut (CP)	+\$0
LBV	warm grey teak	+\$0
LBF	neutral twill	+\$0
LBJ	graphite twill	+\$0
LBQ	white twill	+\$0
LU	soft white	+\$0
SG	slate grey	+\$0
WL	warm stone (CP)	+\$0
WN	warm grey neutral	+\$0

Step 10. Shelves

For 26¼" high (29)

NS0	no interior option	-\$32
NS1	1 shelf total	+\$0
NS2	2 shelves total	+\$36
NS3	3 shelves total	+\$70

For 39¾" high (42)

NS0	no interior option	-\$64
NS1	1 shelf total	-\$32
NS2	2 shelves total	+\$0
NS3	3 shelves total	+\$36
NS4	4 shelves total	+\$70

For 52½" high (55)

NS0	no interior option	-\$97
NS1	1 shelf total	-\$64
NS2	2 shelves total	-\$32
NS3	3 shelves total	+\$0
NS4	4 shelves total	+\$36
NS5	5 shelves total	+\$70
NS6	6 shelves total	+\$105

For 65½" high (68)

NS0	no interior option	-\$129
NS1	1 shelf total	-\$97
NS2	2 shelves total	-\$64
NS3	3 shelves total	-\$32
NS4	4 shelves total	+\$0
NS5	5 shelves total	+\$36
NS6	6 shelves total	+\$70
NS7	7 shelves total	+\$105
NS8	8 shelves total	+\$139

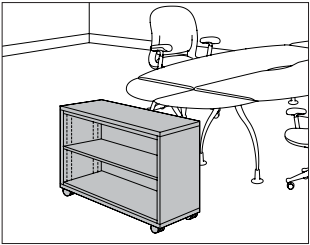
Step 11. Lock

For sliding doors (SB-)

KC	keyed differently, chrome	+\$0
KD	keyed differently, black	+\$0

Step 12. Base Height

B1	1"-high base	+\$0
B2	1½"-high base	+\$0
B3	2¼"-high base	+\$0
B4	3¼"-high base	+\$0
B5	4¼"-high base	+\$36
NB	no base	-\$64



Product Information

Description

This 15"-deep mobile bookcase provides storage and display space. It has a smooth-steel case, adjustable metal shelves, and 3 widths and 4 heights. The bookcase has no top or a metal, laminate, or veneer top. The 4¾"-high mobile base has a 1½"-high base frame with ¾"-high outset casters. The 2 swivel and 2 fixed casters must be field installed.

Notes

Dimensional illustrations do not include all possible configurations.

The following chart shows vertical clearance between shelves:

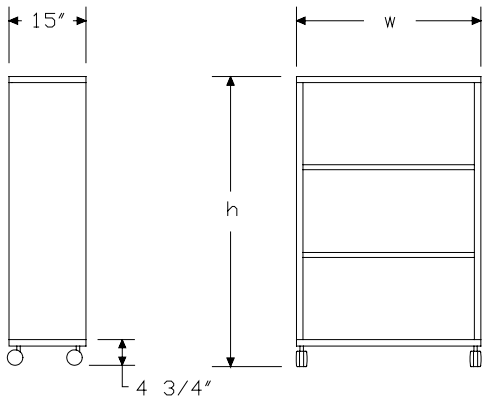
Ht. code—Case ht.—Bottom—Mid-space(s)—Top space

26	23½"	12⅛"	N/A	8½"
29	26¼"	12⅛"	N/A	11⅜"
38	35¼"	12⅛"	12⅛"	7½"
42	39⅜"	12⅛"	12⅛"	11½"

Order additional shelf (SSB-3) separately.

Order optional display shelf (BDS-3015, BDS-3615, or BDS-4215) separately.

Dimensions



Specification Information

Step 1.

FMB6-

Step 2. Width

3015-	30" wide
3615-	36" wide
4215-	42" wide

Step 3. Height

Height includes 1 ½" base, ¾" casters, and no top.

1	28¼" high
2	31" high
3	40" high
4	44⅞" high

Prices for Steps 1-3.

		1	2	3	4
FMB6-	3015-	\$1389	1421	1450	1486
	3615-	\$1534	1567	1598	1630
	4215-	\$1678	1711	1742	1777

Step 4. Paint/Steel Type

SS	smooth paint on smooth steel	+\$0
XS	textured paint on smooth steel	+\$0

Step 5. Surface Finish

Nonmetallic Paint

For smooth paint on smooth steel (SS)

UBK	ultra black (CP)	+\$0
8Q	folkstone grey (CP)	+\$0
91	white (CP)	+\$0
98	studio white (CP) A	+\$0
HF	inner tone light	+\$0
LT	light tone	+\$0
LU	soft white	+\$0
MT	medium tone	+\$0
SG	slate grey	+\$0
WL	warm stone (CP)	+\$0

Mobile Bookcase *continued*

Metallic Paint

For smooth paint on smooth steel (SS)

611	beige mist metallic (CP)	+\$0
613	silver (CP)	+\$0
EH	metallic bronze	+\$65
SNA	satin aluminum	+\$80
SNB	satin bronze	+\$80
SNC	satin carbon	+\$80

Sand Texture Paint

For textured paint on smooth steel (XS)

UBK	ultra black (CP)	+\$0
91	white (CP)	+\$0
98	studio white (CP) A	+\$0
BK	black	+\$0
CL	cool grey neutral	+\$0
G1	graphite (CP)	+\$0
WN	warm grey neutral	+\$0

Step 6. Top

NT	no top	+\$0
T1	1"-high painted metal top with squared edge	+\$0
T2	1 1/4"-high painted metal top with squared edge	+\$0
T3	1 1/4"-high painted metal top with radius edge	+\$61
TL	1 1/4"-high high-pressure laminate top with thermoplastic edge	+\$70

Step 7.

Top Finish: Solid-Color Laminate

For 1 1/4"-high high-pressure laminate top with thermoplastic edge (TL)

8Q	folkstone grey (CP)	+\$0
91	white (CP)	+\$0
98	studio white (CP)	+\$0
CL	cool grey neutral	+\$0
HF	inner tone light	+\$0
LT	light tone	+\$0
LU	soft white	+\$0
WL	warm stone (CP)	+\$0
WN	warm grey neutral	+\$0

Top Finish: Twill Laminate

For 1 1/4"-high high-pressure laminate top with thermoplastic edge (TL)

LBF	neutral twill	+\$0
LBJ	graphite twill	+\$0
LBQ	white twill	+\$0

Top Finish: Wood-Grain Laminate

For 1 1/4"-high high-pressure laminate top with thermoplastic edge (TL)

125	natural maple (CP)	+\$0
126	natural cherry (CP)	+\$0
127	walnut (CP)	+\$0
139	light ash (CP)	+\$0
140	warm ash (CP)	+\$0
HP	light anigre	+\$0
LBA	clear on ash (CP)	+\$0
LBB	oak on ash (CP)	+\$0
LBC	walnut on ash (CP)	+\$0
LBR	phantom ecru	+\$0
LBS	phantom cocoa	+\$0
LBU	medium matte walnut (CP)	+\$0
LBV	warm grey teak	+\$0
76	light brown walnut	+\$0

Veneer Top Finish

2U	light brown walnut A	+\$28
40	dark brown walnut A	+\$28
EW	medium matte walnut A	+\$28
ET	clear on ash A	+\$28
EU	oak on ash A	+\$28
EV	walnut on ash A	+\$28
UL	natural maple A	+\$28

Step 8. Edge Finish

For 1¼" high high-pressure laminate top with thermoplastic edge (TL)

125	natural maple (CP)	+\$0
126	natural cherry (CP)	+\$0
127	walnut (CP)	+\$0
139	light ash (CP)	+\$0
140	warm ash (CP)	+\$0
UBK	ultra black (CP)	+\$0
76	light brown walnut	+\$0
8Q	folkstone grey (CP)	+\$0
91	white (CP)	+\$0
98	studio white (CP)	+\$0
CL	cool grey neutral	+\$0
HF	inner tone light	+\$0
HP	light anigre	+\$0
LBA	clear on ash (CP)	+\$0
LBB	oak on ash (CP)	+\$0
LBC	walnut on ash (CP)	+\$0
LBR	phantom ecru	+\$0
LBS	phantom cocoa	+\$0
LBU	medium matte walnut (CP)	+\$0
LBV	warm grey teak	+\$0
LBF	neutral twill	+\$0
LBJ	graphite twill	+\$0
LBQ	white twill	+\$0
LU	soft white	+\$0
SG	slate grey	+\$0
WL	warm stone (CP)	+\$0
WN	warm grey neutral	+\$0

Step 9. Shelves

For 28¼" high (1) or 31" high (2)

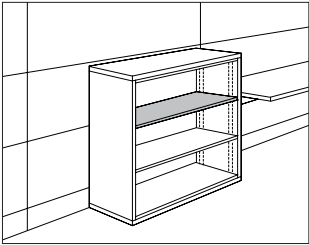
NS0	no interior option	-\$32
NS1	1 shelf total	+\$0
NS2	2 shelves total	+\$36
NS3	3 shelves total	+\$70

For 40" high (3) or 44½" high (4)

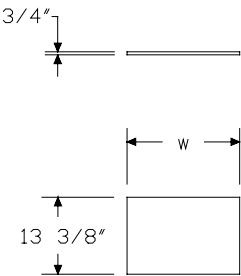
NS0	no interior option	-\$64
NS1	1 shelf total	-\$32
NS2	2 shelves total	+\$0
NS3	3 shelves total	+\$36
NS4	4 shelves total	+\$70

Bookcase Steel Shelf

SSB-3
SSB-4



Product Information
Description
This adjustable metal shelf fits into a 15"-deep bookcase to provide additional shelf storage. It is smooth steel and available in 3 widths. Shelf attachment clips are included.
Dimensions

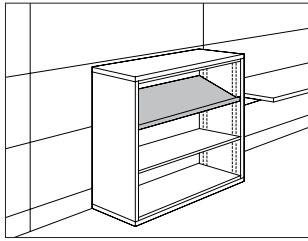


Specification Information
Step 1.
SSB-
Step 2. Width
30 30" wide
36 36" wide
42 42" wide
Prices for Steps 1-2.
SSB-30 \$80
SSB-36 \$94
SSB-42 \$105
Step 3. Paint/Steel Type
SS smooth paint on smooth steel +\$0
XS textured paint on smooth steel +\$0
Step 4. Surface Finish
Nonmetallic Paint
For smooth paint on smooth steel (SS)
UBK ultra black (CP) +\$0
8Q folkstone grey (CP) +\$0
91 white (CP) +\$0
98 studio white (CP) <input type="checkbox"/> A +\$0
HF inner tone light +\$0
LT light tone +\$0
LU soft white +\$0
MT medium tone +\$0
SG slate grey +\$0
WL warm stone (CP) +\$0
Metallic Paint
For smooth paint on smooth steel (SS)
611 beige mist metallic (CP) +\$0
613 silver (CP) +\$0
EH metallic bronze +\$0
SNA satin aluminum +\$10
SNB satin bronze +\$10
SNC satin carbon +\$10

Sand Texture Paint		
<i>For textured paint on smooth steel (XS)</i>		
UBK	ultra black (CP)	+\$0
91	white (CP)	+\$0
98	studio white (CP) A	+\$0
BK	black	+\$0
CL	cool grey neutral	+\$0
G1	graphite (CP)	+\$0
WN	warm grey neutral	+\$0

Bookcase Display Shelf

BDS-3
BDS-4

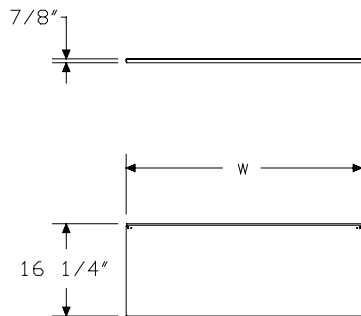


Product Information

Description

This adjustable metal shelf fits into a 15"-deep bookcase to provide an angled display area for publications. It is smooth steel and available in 3 widths. Shelf attachment clips are included.

Dimensions



Specification Information

Step 1.

BDS-

Step 2. Width

3015	30" wide
3615	36" wide
4215	42" wide

Prices for Steps 1-2.

BDS-3015	\$228
BDS-3615	\$257
BDS-4215	\$293

Step 3. Paint/Steel Type

SS	smooth paint on smooth steel	+\$0
XS	textured paint on smooth steel	+\$0

Step 4. Surface Finish

Nonmetallic Paint

For smooth paint on smooth steel (SS)

UBK	ultra black (CP)	+\$0
8Q	folkstone grey (CP)	+\$0
91	white (CP)	+\$0
98	studio white (CP) <input type="checkbox"/>	+\$0
HF	inner tone light	+\$0
LT	light tone	+\$0
LU	soft white	+\$0
MT	medium tone	+\$0
SG	slate grey	+\$0
WL	warm stone (CP)	+\$0

Metallic Paint

For smooth paint on smooth steel (SS)

611	beige mist metallic (CP)	+\$0
613	silver (CP)	+\$0
EH	metallic bronze	+\$0
SNA	satin aluminum	+\$10
SNB	satin bronze	+\$10
SNC	satin carbon	+\$10

Sand Texture Paint		
<i>For textured paint on smooth steel (XS)</i>		
UBK	ultra black (CP)	+\$0
91	white (CP)	+\$0
98	studio white (CP) A	+\$0
BK	black	+\$0
CL	cool grey neutral	+\$0
G1	graphite (CP)	+\$0
WN	warm grey neutral	+\$0

Index by Product Name

Meridian® Storage Cases, Powered Storage, and Bookcases	
Arc-Pull Powered Storage Case	page(s) 52
Arc-Pull Powered Storage Lateral File	42
Bar-Pull Powered Storage Case	56
Bar-Pull Powered Storage Lateral File	45
Bookcase Display Shelf	93
Bookcase Steel Shelf	91
Connect™ Block Connector, 4-Circuit	80
Connect™ Conduit Clamp	81
Connect™ Junction Block to Junction Block Jumper, 4-Circuit	77
Connect™ Power Entry, 4-Circuit	79
Connect™ - S310 Electrical Unit with Connect Modular Connection	76
Keyless Lock	36, 82
Keyless Lock, Control Key Fob	37, 83
Keyless Lock, User Key Fob	38, 84
Meridian® Arc-Pull Storage Case	11
Meridian® Bar-Pull Storage Case	16
Meridian® Bevel-Pull Storage Case	21
Meridian® Freestanding Bookcase	85
Meridian® Lockers-Full Height	26
Meridian® Lockers-Half Height	29
Meridian® Metal Locker Shelf	33
Meridian® Standard-Pull Storage Case	5
Mobile Bookcase	88
Open Powered Storage Case	60
Open Powered Storage Case - Spine	68
Powered Storage Case - Spine	63
Powered Storage Worksurface Support Stanchion	74
Retrofit Cushion Top	34
Shelf for Spine Powered Storage	71
Standard-Pull Powered Storage Case	48
Standard-Pull Powered Storage Lateral File	39



Index by Product Number

4A-30	Meridian® Arc-Pull Storage Case	page(s) 11
4A-36		
4A-42		
4K-30	Meridian® Bar-Pull Storage Case	16
4K-36		
4K-42		
4LH	Meridian® Lockers-Half Height	29
4LS	Meridian® Metal Locker Shelf	33
4LT	Meridian® Lockers-Full Height	26
44-30	Meridian® Bevel-Pull Storage Case	21
44-36		
44-42		
46-30	Meridian® Freestanding Bookcase	85
46-30	Meridian® Standard-Pull Storage Case	5
46-36	Meridian® Freestanding Bookcase	85
46-36	Meridian® Standard-Pull Storage Case	5
46-42	Meridian® Freestanding Bookcase	85
46-42	Meridian® Standard-Pull Storage Case	5
BDS-3	Bookcase Display Shelf	93
BDS-4		
FMB6-	Mobile Bookcase	88
MKL-C	Keyless Lock, Control Key Fob	37, 83
MKL-H	Keyless Lock	36, 82
MKL-U	Keyless Lock, User Key Fob	38, 84
MKL-V	Keyless Lock	36, 82
MKS-H		
MKS-V		
PS2AM	Arc-Pull Powered Storage Lateral File	42
PS2KM	Bar-Pull Powered Storage Lateral File	45
PS6-3	Standard-Pull Powered Storage Case	48
PS6-4		
PS26-	Standard-Pull Powered Storage Lateral File	39
PS298	Powered Storage Worksurface Support Stanchion	74
PSAM-	Arc-Pull Powered Storage Case	52
PSC-3	Open Powered Storage Case	60
PSC-4		
PSKM-	Bar-Pull Powered Storage Case	56
PW901	Shelf for Spine Powered Storage	71
PWA-3	Powered Storage Case - Spine	63
PWA-4		
PWC-3	Open Powered Storage Case - Spine	68
PWC-4		
PWK-3	Powered Storage Case - Spine	63
PWK-4		
SSB-3	Bookcase Steel Shelf	91
SSB-4		
TC1-3	Retrofit Cushion Top	34



TC1-4		
TC2-3		
TC2-4		
Y1329.	Connect™ - S310 Electrical Unit with Connect Modular Connection	76
Y1339.	Connect™-Conduit Clamp	81
Y1351.	Connect™-Power Entry, 4-Circuit	79
Y1353.	Connect™-Junction Block to Junction Block Jumper, 4-Circuit	77
Y1354.	Connect™-Block Connector, 4-Circuit	80



20-Day or Less/Assigned Lead-Time Order Information

20-Day or Less and Assigned Lead-Time Programs

20-day or less and assigned lead-time products are designed for established Herman Miller dealers with pre-approved credit.

Products are distributed from multiple manufacturing facilities across the United States. All products and options not designated by an Assigned Lead-Time icon  will ship in 20 business days or less after being acknowledged by Herman Miller. Products and options designated by an  are on the assigned lead-time program and will ship in 20 days, less than 20 days, or more than 20 days from order acknowledgement.

Ordering Procedure

Please place orders through Order Manager. If this is not available to you, place orders through mail or fax. Verbal purchase orders will not be accepted.

Order Entry fax number for Meridian®

Filing and Storage: (616) 846 9236.

Order Entry fax number for all other products:

(616) 654 3085.

For more information, contact your Customer Care representative at: (866) 854 3048 ext 3400.

Shipments and Delivery

Per Herman Miller Terms and Conditions.

Changes and Cancellation

Per Herman Miller Terms and Conditions.



Keyed-Alike Information

Keyed-Alike Locks

All components with locks may be specified keyed alike. Products with keyed-alike locks will be shipped with lock chassis installed. Installation of lock cylinders will be on-site according to instructions provided. Herman Miller, Inc., will not be responsible for lock cylinder installation.

When specifying product keyed-alike, include separate lines on your order for the lock cylinders.

For Action Office®, Ethospace®, and Supplemental products, list cylinder part number and key number (232092-XXX); select a key number (or numbers) between 226 and 427, excluding numbers 408 and 412.

The following products require a different lock cylinder part number Specify UKY001-XXX for these products only; select a key number (or numbers) between 226 and 427, excluding numbers 408 and 412.

- A3013.
- A3053.
- G5180.
- G5181.
- G5280.

The keys provided in 232092-XXX and UKY001-XXX kits work with either cylinder type, provided the key numbers match.

For Tu® Storage, Canvas Office Landscape®, and Meridian® Storage, see the following charts.

Keyed-alike locks are field installed.

To order keyed-alike locks for Action Office® Series 1 and 2 door panels, please contact Customer Care.

A master key can be used to open any lock on an attached or freestanding component. In addition, a removal key or lock change tool is required to remove lock plugs. Customers interested in ordering master keys, removal keys, or lock change tools should contact Customer Care.

For Canvas overhead and lower storage units, specify as follows:

Specification Code	Part Number	Color	Lock Series
KA	1B2JK7-XXX ¹	chrome	UM series 226-427

For Canvas Metal Storage, Meridian Storage, and Tu Storage, specify as follows:

Specification Code	Key Number	Color	Lock Series
KA	232092-XXX ¹	black	UM series 226-427
KA	1B2JK7-XXX ¹	chrome	UM series 226-427

For Canvas Metal Desk overhead units, specify as follows:

Specification Code	Key Number	Color	Lock Series
KA	232092-XXX ¹	black	UM series 226-427
KC	1B2JK7-XXX ¹	chrome	UM series 226-427

Key Number:
XXX¹ = a key number between 226 and 427 (excluding 408 and 412)

Stain-to-Match Program

Stain-to-Match Program

Program Overview

The Stain-to-Match program gives you the option of using veneer finishes that are not listed in the standard offering. The program allows Herman Miller to match a customer's existing recut or natural veneer, or create a new finish that is unique to an installation.

Specific information on approval, ordering, pricing, and warranty for the Stain-to-Match program is listed below. Questions and requests for assistance may be directed to Herman Miller Options at: (800) 654 3910

Stain-to-Match Process

1. Fill out the Options Stain-to-Match Request Form and send along with a color sample (2" x 3" minimum) to the Herman Miller Options Applications Team at the address provided on the form. The form can be found on Omni.
2. Within 7-10 working days, Herman Miller Options will send a sample of the color-matched stain on Herman Miller veneer to the requester for the customer's signed approval.
3. If the sample meets the customer's approval, sign the reverse side of the sample, scan and email the approval to: options@hermanmiller.com.
4. After the stain has been approved, a formal quotation with special number and pricing can be provided, or the product can be specified through the Vary Easy program, if available. Work with the Options team on final product needs and how to specify.
5. A purchase order can then be placed.

Stain-to-Match Warranty

Herman Miller warrants its products to be free from defects in craftsmanship from the date of delivery for the applicable warranty period. Herman Miller is responsible for the physical properties of the veneers available through the Stain-to-Match program, which include:

- STA: Stain-to-Match on Recut Ash
- STC: Stain-to-Match on Cherry
- STD: Stain-to-Match on Oak
- STK: Stain-to-Match on Reltech Anigre (Geiger)
- STP: Stain-to-Match on Maple
- STU: Stain-to-Match on Walnut (Geiger)

See your specification tool for product specific finish offering limitations.

Customer's Own Material/ Customer's Own Leather Order Information — Cushion Tops

Customer's Own Material/Customer's Own Leather

Program Overview

The Customer's Own Material (COM) and Customer's Own Leather (COL) program gives you the option of using textiles other than those listed. Herman Miller will test textiles for application to Herman Miller products and will process orders for those with approved COM/COL textiles only. COM/COL are assigned lead time textiles.

Omni lists an overview of fabrics and leathers that have been tested and indicates whether or not they were approved for application to Herman Miller products.

Specific information on the terms and conditions, testing, approval, and ordering process for COM/COL is listed below. Questions about the COM/COL program and requests for assistance may be directed to your COM representative at:

(616) 654 3400

(866) 854 3048 ext 6543400

Customer's Own Material/Customer's Own Leather Warranty

Herman Miller does not warrant COM/COL textiles. COM/COL textiles are tested for application only; they are not tested for performance. The Herman Miller warranty does apply to the underlying products.

Suppliers of COM/COL textiles are responsible for color consistency within commercial tolerances, UV stability, and resistance to soiling and perspiration.

Customer's Own Material/Customer's Own Leather Pricing

COM is a Category 1 fabric. There are no application charges for COM fabrics. COL is a Category 7 textile; refer to prices on specific products to determine the application charge.

Ordering and payment for COM/COL textile yardage are the responsibility of the customer and the textile supplier.

If desired, Herman Miller will purchase COM textiles directly from Maharam, Camira, C.F. Stinson, Guilford of Maine, Luna Textiles, Momentum Textiles and Ultrafabrics to simplify ordering and shipment. For this service, refer to the Supplier Connection program in Omni.

Application Note

Herman Miller does not guarantee that Customer's Own Material (COM) fabric patterns will align across panels/tiles or from one screen to the next. We also do not guarantee that COM fabric designs will be positioned consistently in the same location across several panels, tiles, or screens.

Textile Approval

1. Select a COM/COL textile.
2. If your textile does not show as tested in Omni, submit a request. You will be required to select a specific color of the textile and feature of the product to test, i.e., seat, back, etc.
3. Herman Miller will notify you of approval or disapproval within 4 days from receipt of the test yardage.

Ordering Products with COM/COL

1. Refer to the specific products to determine the yardage required for COM/COL textiles.
Note: Yardage requirements are based on nondirectional, 54"-wide textiles. Additional yardage may be needed due to the unique characteristics of a textile.
2. Obtain the COM ID# in Omni. If the color you are ordering does not have a COM ID# assigned, click "Create ID".
3. Enter your order on Order Manager in Omni.
4. Upon receipt of your purchase order, Herman Miller will send you a PO acknowledgment.
5. Arrangements must be made for the textiles to be shipped from the supplier to Herman Miller for application to the seating products. See Omni for shipping procedures and current shipping addresses or contact a COM representative at (616) 654 3400 or (866) 854 3048 ext 6543400.

Products will be scheduled for production when COM/COL textiles are received at Herman Miller. Standard lead times in effect at that time will apply.

Note: If textiles are to be purchased directly by Herman Miller through the Supplier Connection program, Herman Miller will handle the ordering and shipping process and will schedule your order for production upon receipt of your purchase order (dependent on textile availability). Refer to the Supplier Connection program for more information.

Customer's Own Material/
Customer's Own Leather
Order Information — Cushion Tops
continued

Supplier Connection

Program Overview

The Supplier Connection program is a service offered by Herman Miller to purchase approved COM textiles directly from Maharam, Camira, C.F. Stinson, Guilford of Maine, Luna Textiles, Momentum Textiles and Ultrafabrics. When you select a textile through this program, Herman Miller will facilitate the ordering, scheduling, and shipment of the textile directly with the supplier.

Suppliers included in the Supplier Connection program keep an active inventory of textiles that are pre-approved for application to Herman Miller products. Pre-approval applies only to the suitability of a textile for manufacturing and application to a Herman Miller product. Omni provides an overview of fabrics that have been tested and indicates whether or not they were approved for application to Herman Miller products.

Specific information on the terms and conditions, testing, approval, and ordering process for the Supplier Connection program is listed below. Questions and requests for assistance may be directed to your COM representative at:

(616) 654 3400
(866) 854 3048 ext 6543400

Supplier Connection Warranty

Textiles purchased by Herman Miller through the Supplier Connection program are COM and are not warranted by Herman Miller. COM textiles are tested for application only; they are not tested for performance. The Herman Miller warranty does apply to the underlying products.

Suppliers of COM textiles are responsible for color consistency within commercial tolerances, UV stability, and resistance to soiling and perspiration.

Supplier Connection Pricing

Textiles purchased by Herman Miller through the Supplier Connection program are COM. COM is a Category 1 fabric. There are no application charges for COM fabrics.

Payment for textiles purchased by Herman Miller through the Supplier Connection program is the responsibility of the customer or dealer. Herman Miller will invoice the order at a total product cost based on the supplier's price published at the time of the order.

Textile Approval

1. Select a COM/COL textile.
2. If your textile does not show as tested in Omni, submit a request. You will be required to select a specific color of the textile and feature of the product to test, i.e., seat, back, etc.
3. Herman Miller will notify you of approval or disapproval within 4 days from receipt of the test yardage.

Ordering Products with Supplier Connection COM

1. Identify and include the following information on your purchase order:
 - Product number and option
 - Herman Miller's COM identification number
2. Enter your order on Order Manager in Omni.
3. Upon receipt of the purchase order, Herman Miller will process your order and send you a PO acknowledgment. Herman Miller will determine the yardage required to produce your product and will order and schedule for delivery the required textile. Standard lead times in effect at the time the textile is allocated at the supplier will apply to products ordered through this program.

Textiles Application Chart — Seating

• Available

[A] Assigned lead-time textile.

[A] Maharam textiles are on assigned lead times.

[N] Non-woven textile.

See below for exception notes.

Price Category 1																																			
COM	Customer's Own Material	A									1	1					1	1	1	1	1	1				1	1	1	1	1	1	1	1		
231__	8Z Pellicle®		•																																
1A7__	AireWeave™ 2					•																													
8T__	Crossing												•														•					•	•		
3DE__	Dex										•	•	•			•	•	•	•	•	•					•	19	•		•		•	•		
4RM__	Duo																									•									
6V__	Flexnet™																										•								
845__	Intercept					•																													
365__	Interweave 2													•				•																	
4W__	Lyriss 2™																																		
1MN__	Monologue										24	22	•				•	•	•								•	•	•	•	•	•	•	•	
5H2__	Ripple 3D Knit																																		
5H1__	Splash 3D Knit																																		
4SC__	Scatter													•	•	•		•	•	•	•	•	•				•	•	•	•	•	•	•		
3DN__	Scribe										25	22	•				•			•	•	•	•				•	•			•	•			
3DK__	Stretch Knit	A									25																								
235__	Tailored												•	•	•		•	•	•	•	•					•		23			•		7	•	
9NK__	Tuck 3D Knit												•																						
1WS__	Whisper												24	•	•			•	•	•	•	•	•				•	•	•	•	•	•	•	•	
Price Category 2																																			
3AR__	Aristo												•	•	•			•	•	•	•	•					9			•	•	•			
92__	Crepe												•	•	•			•	•	•	•	•	•				•	•	•	•	•	•			
3EP__	Epic												•	•				•	•	•	•	•								7		•	•		
3DP__	Hint												•	•				•			•	•	•				•	•			•	•	•		
1MV__	Marvel [N]												25	22	•												•				•	•			
1HA__	Medley																		•	•	•	•	•	•			•	•			•	•	•		
4ME__	Mellow												•	22	•			•	•	•	•	•	•				•	•			•	•	•		
ZMA__	Metaphor - Maharam	A											16	16	•				•		•	•	•				•				•	•	•		
8I1__	Muse - Maharam	A											16	16					•		•										26		•		
30__	Rhythm																	•	•			•	•	•	•	•	•				•	•	•		
3SL__	Sequel [N]												27	27	27			27	27	27	27	27	8			27	•	•	•	•	•	•	23	•	•
4TE__	Terra												•	22				•	•	•	•	•	•				•				•	•	7	•	
8R__	Twist												•	•	•			•	•	•	•	•	•				•	•	•	•	•	•	•	•	
Price Category 3																																			
3AC__	Ace												25	•				•	•	•	•	•	•	8			•	•	19		•		•		
43Z__	Fractal												•	•	•			•	•	•	•	•	•				•				•	•	•		
8M__	Latitude™																																		
ZM2__	Meld - Maharam *	A																									•					•	•	•	
4GE__	Parcel																										•			•	•	•	•	•	•
Price Category 4																																			
3DM__	Daydream												25	•	•			•		•	•	•	•				•	•	•	•	•		•	•	
ZLR__	Lariat - Maharam [N]	A											•	•	•			•	•	•	•	•					•	20			•	•	•		
3SY__	Sync																	•		•	•	•	•	•			•		•	•	•	•	•	•	

continued on next page

Textiles Application Chart — Seating continued

• Available

[A] Assigned lead-time textile.

[A] Maharam textiles are on assigned lead times.

[N] Non-woven textile.

See below for exception notes.

	Aeron® Chairs	Asari Work Chairs by Herman Miller™	Cosm™ Chairs	Mirra® 2 Chairs/Stools	Embody® Chairs	Fuld Nesting Chairs	Sayl® Work Chairs/Stools	Sayl Side Chairs	Setu® Chairs/Stools	Zeph® Chairs	Verus™ Work Chairs/Stools Back	Verus Work Chairs/Stools Seat	Verus Side Chairs Back	Verus Side Chairs Seat	Verus Plus Chairs	Aside® Chairs	Caper® Chairs/Stools	Lino™ Chairs Back	Lino Chairs Seat	OE1 Storage Trolley Cushion Top	Plex® Lounge Furniture	Swoop™ Lounge Seating - Fully Upholstered	Swoop Lounge Seating - Plywood	Valor™ Seating	Eames® Tandem Sling Seating	Cushion Tops	Workspaces
Price Category 5																											
5YT__Arlo - Maharam [A]																											
3CY__Cozy																											
14A__Hopsak																											
40G__Method - Maharam [A]							16	16																			
ZNC__Nico - Maharam [A]																											
3SU__Summit [N]																											
Price Category 6																											
35__ Balance																											
Price Category 7																											
COL Customer's Own Leather [A]	1															8				1						1	
ZB3__Beck - Maharam [A]							16	16																			
8PV__Mantle - Maharam [A]							16	16																			
5K3__Rowan - Maharam [A]							16	16																			
Price Category 8																											
ZLU__Luce - Maharam [A]							16	16																			
Price Category 9																											
ZC0__Campana - Maharam [A]							16	16																			
ZGE__Gemma - Maharam [A]																											
ZJA__Jasper - Maharam [A]							16	16																		7	
21__ Leather [N]	23															8											
Price Category 10																											
3KH__Firma - Maharam [A]							16																				
ZGF__Gemma Multi - Maharam [A]																											
ZGF__Gemma Multi Reverse - Maharam [A]																											
ZP4__Petra - Maharam [A]							16	16																			
Price Category 11																											
3BS__Felix - Maharam [A]							16	16																			
Price Category A																											
No fabrics available at this time.																											
Price Category B																											
VM__ Medium - Maharam [A]																											
TI__ Messenger - Maharam * [A]																									26		
Price Category C																											
Z27__Manner - Maharam [A]																											
887__Merit - Maharam [A]																											
Z3__ Metric - Maharam [A]																											
8EY__Murmur - Maharam [A]								16																			7
Price Category D																											
8I8__Bluff - Maharam [N] [A]							16	16								8					21						
ZMD__Mode - Maharam [A]							18																				
Price Category E																											
ZAT__Article - Maharam [N] [A]							16	16																		7	

continued on next page

Textiles Application
Chart — Seating continued

- Available

- [A] Assigned lead-time textile.
- [A] Maharam textiles are on assigned lead times.
- [N] Non-woven textile.

See below for exception notes.

Application Note: Herman Miller cannot guarantee material/pattern alignment in adjacent products. For example, a fabric’s pattern may not align from one pedestal cushion top to the next, or from one chair to another.

* Available in select colors on 20-day lead-time. Refer to “Maharam Colors - Seating” for 20-day colors.

- | | | | |
|----|--|----|---|
| 1 | Refer to price book appendices and Omni for COM/COL information. | 22 | Not available on Sayl side chairs with upholstered backs. |
| 7 | Available on 1” Cushion Tops only. | 23 | Available in select colors. Refer to “Textile Colors” for color offering. |
| 8 | Only available on the Aside nonupholstered outer back option (PB). | 24 | Not available on Sayl upholstered High-Back Work Chairs. |
| 9 | Available on Valor upholstered seat only. | 25 | Not available on Sayl upholstered back work chairs. |
| 16 | Available on Sayl Chair seat. | 26 | Available in select colors. Refer to “Textile Colors” for color offering. |
| 18 | Available on Sayl Chair seat and upholstered mid-back. | 27 | Not available in 3SL15 Carbon Dark. |
| 19 | Available on Plex seat only. | | |
| 20 | Not available on Plex Club Chair with Headrest. | | |
| 21 | Available on Plex seat and on Ottoman. | | |

Textile Colors

Price Category 1

Customer's Own Material
See Order Information in Appendices. Assigned lead-time textile. A

8Z Pellicle®
Seating
For New Aeron® Chairs
56% elastomeric
44% polyester
23101 Mineral
23102 Carbon
23103 Graphite

AireWeave™ 2
Seating
For Mirra® 2 Chairs
67% elastomeric
33% antimony-free polyester
1A701 Alpine
1A702 Slate Grey
1A703 Graphite
1A704 Lime Green
1A705 Cappuccino
1A706 Urban Orange
1A707 Dark Turquoise
1A708 Twilight

Chain
Workspaces
66" wide
100% recycled polyester
with 12% ocean bound plastic
2V01 Pearl
2V02 Oyster
2V03 Wheat
2V04 Linen
2V05 Wicker
2V06 Bamboo
2V07 Sage
2V08 Spring Wood
2V09 Iceberg

Crossing
Seating/Workspaces
54" wide
86% antimony-free polyester
14% polyester
8T03 Wicker *
8T04 Porcelain *
8T05 Warm Grey *
8T10 Tomato
8T17 Cerulean
8T18 Indigo
8T19 Shale *
8T22 Tin *
8T23 Graphite
8T24 Black

Crossing
Workspaces
For workspaces products only.
54" wide
86% antimony-free polyester
14% polyester
8501 Ivory *
8502 Oyster *

* Colors available on Exclave®
Video-friendly Tackable Boards
and Stowage Tackable Backdrop

Dex
Ancillary/Seating/Workspaces
54" wide
67% recycled polyester
33% polyester
3DE01 Frost
3DE02 Silver Pine
3DE03 Stone
3DE04 Shale
3DE05 Charcoal
3DE06 Gossamer
3DE07 Pine

Duo
Seating
For Lino™ Chairs
52% polyester
48% elastomeric
4RM01 Mineral
4RM02 Poppy
4RM03 Green Leaf
4RM04 Jade
4RM05 Shadow
4RM06 Graphite

Flexnet™
Seating
For Caper® Chairs
69% elastomeric
31% polyester
6V01 Black
6V02 Silver Grey

Grasscloth
Workspaces
66" wide
100% recycled polyester
with 11% ocean bound plastic
2I01 Silver Birch
2I02 Pampas
2I03 Sedge
2I07 Lea
2I08 Taro
2I09 Steam Grey
2I13 Gravel

Intercept
Seating
For Cosm™ Chairs
60% elastomeric
40% polyester
84501 Graphite
84502 Carbon
84503 Mineral
84504 Nightfall
84505 Glacier
84506 Canyon

Interweave 2
Seating
For Verus™ Chairs
65% elastomeric
35% polyester
36501 Iceberg
36502 Poppy
36503 Beachglass
36504 Blue Grotto
36505 Slate
36506 Shale

Lyris 2™
Seating
For Setu® Chairs
74% elastomeric
26% polyester
4W21 Alpine
4W23 Chartreuse
4W25 Berry Blue
4W26 Slate Grey
4W28 Chino
4W31 Graphite

Monologue
Ancillary/Seating/Workspaces
54" wide
56% recycled polyester
44% polyester
1MN01 Linen
1MN02 Alabaster
1MN04 Folkstone
1MN05 Silver Pine
1MN06 Slate
1MN07 Seed
1MN09 Persimmon
1MN11 Meadow
1MN12 Blue Sky
1MN13 Blue Spruce
1MN14 Deep Sea

Price category 1 continued on
next page

- Maharam textiles are on assigned lead times [A](#).
- Fabric numbers are listed as Herman Miller fabric number/Maharam fabric number.

Textile Colors

continued

Price Category 1

continued

Appendix: Textile Colors

Resonance	Ripple 3D Knit	Scatter	Splash 3D Knit
Workspaces	Seating	Ancillary/Seating/Workspaces	Seating
66" wide	Available only on Zeph® Chairs.	54" wide	Available only on Zeph® Chairs.
100% polyester	knit to size	100% recycled polyester,	knit to size
5T04 Greige	99% recycled polyester	with 26% ocean bound plastic	98% recycled polyester
5T05 Porcelain	1% lycra	4SC01 Alpine	2% lycra
5T06 Alabaster	5H201 Black	4SC02 Fog	5H101 Black
5T15 Iris	5H202 Carbon	4SC03 Shale	5H102 Carbon
5T28 Sugar	5H203 Alpine	4SC04 Persimmon	5H103 Alpine
5T47 Tobacco	5H204 Silt	4SC07 Olive	5H104 Silt
5T54 Saltbush	5H205 Tea Rose	4SC08 Glacier	5H105 Tea Rose
5T57 Seed	5H206 Cocoa	4SC09 Blue Sky	5H106 Cocoa
5T58 Sepia	5H207 Persimmon	4SC10 Lagoon	5H107 Persimmon
5T60 Iceberg	5H208 Blaze	4SC11 Slate Grey	5H108 Blaze
5T65 Red	5H209 Cayenne	4SC12 Blue Black	5H109 Cayenne
5T67 Boysenberry	5H210 Falcon		5H110 Falcon
5T68 Pistachio	5H211 Mustard Seed	Scribe	5H111 Mustard Seed
5T69 Green Apple	5H212 Patina	Seating/Workspaces	5H112 Patina
5T71 Jade	5H213 Olive	54" wide	5H113 Olive
5T72 Blue Green	5H214 Moss	100% recycled polyester	5H114 Moss
5T74 Twilight	5H215 Aloe	with 53% ocean bound plastic	5H115 Aloe
	5H216 Glacier	3DN01 Spring Wood	5H116 Glacier
	5H217 Ultramarine	3DN02 Poplar	5H117 Ultramarine
	5H218 Nightfall	3DN03 Pewter	5H118 Nightfall
	5H219 Bluebell	3DN04 Deep Sea	5H119 Bluebell
	5H220 Boysenberry	3DN05 Fir	5H120 Boysenberry
	5H221 Nightfall/Bluebell	3DN06 Nutmeg	
	5H222 Patina/Alpine		Stretch Knit
	5H223 Cayenne/Glacier	Slant	Seating
	5H224 Tea Rose/Olive	Workspaces	Assigned lead-time textile. ^A
	5H225 Silt/Blaze	66" wide	Available only on Sayl®
		51% polyester	Suspension Back Work Chairs
		49% recycled polyester	97% polyester, 3% spandex
		22F04 Pesto	3DK01 Fog
		22F06 Neptune	3DK02 Slate Grey
		22F07 Blueberry	3DK03 Java
		22F10 Pumpkin	3DK04 Black
		22F12 Silver Birch	3DK05 Red
		22F13 Bluestone	3DK06 Green Apple
		22F15 Shale	3DK07 Berry Blue

Price category 1 continued on next page

- Maharam textiles are on assigned lead times ^A.
- Fabric numbers are listed as Herman Miller fabric number/Maharam fabric number.

Textile Colors

continued

Price Category 1

continued

Tailored	
Ancillary/Seating/Workspaces	
54" wide	
56% polyester	
44% recycled polyester	
23501	Studio White * **
23502	Sugar *
23503	Tomato
23506	Chive
23508	Cobalt
23509	Cadet
23510	Fog
23511	Graphite
23512	Black
23513	Coffee

* Colors not available on Plex™ Lounge Furniture.

** Color not available on Canvas Tiles.

Tuck 3D Knit	
Seating	
Available only on Fuld Nesting Chairs.	
knit to size	
56% polyester	
44% recycled polyester	
9NK01	Alpine
9NK02	Carbon
9NK03	Nightfall
9NK04	Olive
9NK05	Cocoa
9NK06	Canyon

Whisper	
Ancillary/Seating/Workspaces	
54" wide	
73% recycled polyester	
27% polyester	
with 11.3% ocean bound plastic	
1WS01	Sand Dollar
1WS02	Pebble
1WS03	Silver Birch
1WS04	Iceberg
1WS05	Silver Pine
1WS06	Carbon
1WS07	Cumin
1WS12	Willow
1WS13	Sea Grass
1WS14	Pool
1WS15	Blueberry
1WS16	Glacier
1WS17	Grey
1WS18	Canyon

Price Category 2

Aristo	
Ancillary/Seating/Workspaces	
54" wide	
88% recycled polyester	
12% polyester	
Acrylic backing	
3AR01	Forest Moss
3AR02	Light Brindle
3AR03	Mink
3AR04	Copper
3AR05	Adobe
3AR06	Cherry
3AR07	Lilac
3AR08	Green Apple
3AR09	Surf
3AR10	Waterfall
3AR11	Cadet
3AR12	Tin
3AR13	Pewter
3AR14	Grey Brindle
3AR15	Grey Black

Cord	
Workspaces	
66" wide	
51% antimony-free polyester	
49% polyester	
5101	Ivory
5102	White Ash
5103	Linen
5104	Bamboo
5105	Sepia
5107	Sesame
5109	Bayou
5111	Spring Wood
5112	Summer White

Crepe	
Ancillary/Seating/Workspaces	
54" wide	
100% recycled polyester,	
with 43.6% ocean bound plastic	
9201	Licorice
9203	Smoke
9207	Cherry
9223	Cadet
9241	Beachglass
9249	Stone *
9251	Fog *
9252	Slate Grey
9261	Shale
9262	Graphite
9265	Mineral
9266	Persimmon
9267	Juniper
9268	Glacier
9269	Cascade
9270	Navy

* Colors available on Exclave® Video-friendly Tackable Boards and Stowage Tackable Backdrop.

Price category 2 continued on next page

- Maharam textiles are on assigned lead times [A](#).
- Fabric numbers are listed as Herman Miller fabric number/Maharam fabric number.

Textile Colors

continued

Price Category 2

continued

Appendix: Textile Colors

Epic	
Ancillary/Seating/Workspaces	
54" wide	
56% recycled polyester	
44% polyester	
Acrylic backing	
3EP01	Alabaster
3EP02	Smoke
3EP03	Falcon
3EP05	Copper
3EP06	Urban Orange
3EP07	Poppy
3EP10	Clover
3EP11	Loden
3EP14	Peacock
3EP15	Cadet
3EP16	Indigo
3EP17	Spring Wood
3EP18	Grey Brindle
3EP19	Seed
3EP20	Carbon Dark
Hint	
Ancillary/Seating/Workspaces	
54" wide	
76% recycled polyester	
24% polyester	
3DP01	Sediment
3DP02	Gunmetal
3DP03	Silt
3DP04	Porcelain
3DP05	Indigo
3DP06	Fern
3DP07	Adobe
3DP08	Red Sea

Horizon	
Workspaces	
54" wide	
65% antimony-free polyester	
35% polyester	
4N01	Rye Grass
4N02	Sugar Pine
4N03	Silver Pine
4N04	White Ash
4N05	Spring Wood
4N08	Haystack
4N09	Oat Grass
4N13	Pine Cone
4N15	Elderberry
Marvel	
Ancillary/Seating	
54" wide	
100% pvc-free polyurethane	
antimicrobial, antibacterial finish	
1MV01	Summer White
1MV02	Sand Dollar
1MV03	Espresso
1MV04	Folkstone Grey
1MV05	Graphite
1MV06	Onyx
1MV07	Polar Blue
1MV08	Blush Grey
1MV12	Red
1MV14	Pine
1MV15	Teal Green
1MV16	Twilight

Medley	
Ancillary/Seating/Workspaces	
54" wide	
100% polyester	
1HA01	Stone *
1HA02	Trail
1HA03	Charcoal
1HA04	Cinder
1HA07	Chutney
1HA09	Feather Grey *
1HA11	Loden
1HA13	Bayou *
1HA14	Blue Grotto
1HA15	Blueberry
1HA22	Khaki
1HA23	Pewter
1HA24	Yellow Oxide
1HA25	Vintage Rose
1HA26	Raspberry
1HA27	Acai Berry
* Colors available on Exclave®	
Video-friendly Tackable Boards	
and Stowage Tackable Backdrop	
Mellow	
Ancillary/Seating/Workspaces	
54" wide	
100% recycled polyester,	
with 16% ocean bound plastic	
4ME01	Mineral
4ME04	Olive
4ME05	Glacier
4ME06	Oceanside
4ME07	Charcoal

Metaphor – Maharam	
Ancillary/Seating/Workspaces	
54" wide	
100% polyester	
Acrylic backing	
ZMA01/466553-001	Afterfeather *
ZMA02/466553-002	Moonflower
ZMA03/466553-003	Handcraft
ZMA04/466553-004	Crossroad
ZMA05/466553-005	Chondrite
ZMA06/466553-006	Detective
ZMA07/466553-007	Steamship
ZMA08/466553-008	Electricity
ZMA09/466553-009	Takeoff
ZMA10/466553-010	Parachute
ZMA11/466553-011	Blueshift
ZMA12/466553-012	Dockyard
ZMA13/466553-013	Bathe
ZMA14/466553-014	Icebound
ZMA15/466553-015	Thermosphere
ZMA16/466553-016	Aboard
ZMA17/466553-017	Agaware
ZMA18/466553-018	Homeland
ZMA19/466553-019	Rockfall
ZMA20/466553-020	Undergrowth
ZMA21/466553-021	Gremolata
ZMA22/466553-022	Patina
ZMA23/466553-023	Sylvan
ZMA24/466553-024	Outfield
ZMA25/466553-025	Windbreak
ZMA26/466553-026	Saguaro

Price category 2 continued on next page

- Maharam textiles are on assigned lead times [A](#).
- Fabric numbers are listed as Herman Miller fabric number/Maharam fabric number.

Textile Colors

continued

Price Category 2

continued

Metaphor continued

ZMA27/466553-027	Barnwood
ZMA28/466553-028	Cookshop
ZMA29/466553-029	Amandine
ZMA30/466553-030	Bodhran
ZMA31/466553-031	Centerstage
ZMA32/466553-032	Focaccia
ZMA33/466553-033	Bumblebee
ZMA34/466553-034	Microbrew
ZMA35/466553-035	Sauna
ZMA36/466553-036	Gazebo
ZMA37/466553-037	Pirouette
ZMA38/466553-038	Heartbeat
ZMA39/466553-039	Shino
ZMA40/466553-040	Sunrise
ZMA41/466553-041	Florist
ZMA42/466553-042	Beadwork
ZMA43/466553-043	Framboise
ZMA44/466553-044	Wisteria
ZMA45/466553-045	Warrior

* Colors not available on Eames Aluminum Group, Soft Pad, Sofa Compact, Molded Fiberglass/Plastic Chairs, Task Chair, Wire Chairs, Nelson Platform Bench Cushion, Swoop Plywood Lounge Chair.

Muse – Maharam

Ancillary/Seating/Workspaces	
54" wide	
100% post-consumer recycled polyester	
8I101/466487-001	Crescendo
8I102/466487-002	Resonate
8I103/466487-003	Runway
8I104/466487-004	Ascend
8I105/466487-005	Veil *
8I106/466487-006	Refresh *
8I107/466487-007	Clear *
8I108/466487-008	Fantasy
8I109/466487-009	Miso
8I110/466487-010	Compass
8I111/466487-011	Bergamot *
8I112/466487-012	Grasshopper

Muse continued

8I113/466487-013	Goal
8I114/466487-014	Mistletoe
8I115/466487-015	Seaglass *
8I116/466487-016	Frigid
8I117/466487-017	Riverbend
8I118/466487-018	Noble
8I119/466487-019	Pulsar
8I120/466487-020	Velega
8I121/466487-021	Sailboat
8I122/466487-022	Sparse
8I123/466487-023	Vase
8I124/466487-024	Haven
8I125/466487-025	Mead
8I126/466487-026	Neat
8I127/466487-027	Jovial
8I128/466487-028	Theater
8I129/466487-029	Poinsettia
8I130/466487-030	Celebrate
8I131/466487-031	Spectacle

* Colors not available on Valor Seating.

Rhythm

Ancillary/Seating	
54" wide	
100% polyester	
3002	Green Apple
3004	Bayou
3005	Berry Blue
3006	Iris
3007	Twilight
3009	Poppy
3010	Molasses
3012	Khaki
3013	Mink
3014	Black *
3015	Charcoal *

* Colors available on Embody® Chair.

Sequel

Ancillary/Seating/Workspaces	
54" wide	
100% vinyl	
100% polyester knit backing	
Resilience® finish	
3SL01	White
3SL02	Pebble
3SL03	Mushroom
3SL04	Stone
3SL06	Rattan
3SL09	Seal
3SL10	Blue Fog
3SL11	Folkstone
3SL12	Shale
3SL13	Slate Grey
3SL14	Charcoal
3SL15	Carbon Dark
3SL28	Navy *

* Color available on Eames® Tandem Sling Seating.

Terra

Ancillary/Seating/Workspaces	
54" wide	
100% post-consumer recycled biodegradable polyester *	
4TE01	Spring Wood
4TE02	Zinc
4TE03	Pine Cone
4TE04	Charcoal

* 1% biodegradation in 1,278 days under ASTM D5511 conditions. No evidence of further degradation.

Twine

Workspaces	
66" wide	
100% recycled polyester	
3TW01	Silver Birch
3TW02	Ivory
3TW03	Alabaster
3TW04	Bamboo
3TW05	Iceberg
3TW06	Charcoal
3TW07	Feather Grey
3TW08	Shale

Twist

Ancillary/Seating/Workspaces	
54" wide	
80% antimony-free polyester	
13% recycled polyester	
7% polyester	
8R05	Wicker
8R10	Poppy
8R14	Tin
8R15	Shale
8R16	Graphite
8R17	Birch
8R18	Sepia
8R22	Blueberry
8R23	Green Apple
8R26	Gunmetal
8R27	Cinder
8R29	Pekoe
8R33	Forest
8R35	Waterfall
8R36	Midnight Blue
8R37	Carbon Dark

Twist

Workspaces	
For workspaces products only.	
54" wide	
80% antimony-free polyester	
13% recycled polyester	
7% polyester	
5S03	Oyster

- Maharam textiles are on assigned lead times [A](#).
- Fabric numbers are listed as Herman Miller fabric number/Maharam fabric number.

Textile Colors

continued

Price Category 3

Appendix: Textile Colors

Ace	Ground Cloth®	Meld continued	Parcel
Ancillary/Seating	Workspaces	ZM209/466387-209 Bulb	Ancillary/Seating/Workspaces
54” wide	66” wide	ZM210/466387-210 Bride	54” wide
100% polyurethane	100% polyester	ZM211/466387-211 Stark	100% recycled polyester
Polyester knit backing	4701 Vapor Grey	ZM212/466387-212 Seashell	4GE01 Gunmetal
Stain resistant finish	4721 Warm White *	ZM213/466387-213 Antler	4GE02 Brindle
3AC01 Summer White	4722 Fog *	ZM214/466387-214 Crater *	4GE03 Bayou
3AC02 White Ash	4723 Straw *	ZM215/466387-215 Perennial	4GE04 Pesto
3AC03 Rye	4724 Red Orange *	ZM216/466387-216 Mulberry	4GE05 Golden Olive
3AC04 Metal	4726 Green Apple *	ZM217/466387-217 Fuchsia *	4GE06 Copper Sea
3AC05 Clay	4727 Caribbean *	ZM218/466387-218 Amethyst *	
3AC06 Chestnut	4728 Midnight *	ZM219/466387-219 Merlot	
3AC08 Camelback	4729 Cappuccino *	ZM220/466387-220 Magma *	
3AC09 Chipotle		ZM221/466387-221 Rooster	
3AC12 Artichoke	* Colors available on Exclave®	ZM222/466387-222 Heat *	
3AC13 Sepia Dark	Video-friendly Tackable Boards	ZM223/466387-223 Clementine	
3AC14 Aloe	and Stowage Tackable Backdrop	ZM224/466387-224 Fox	
3AC15 Flint		ZM225/466387-225 Kiss *	
3AC16 Blue Sky		ZM226/466387-226 Bare	
3AC17 Oceanside		ZM227/466387-227 Blonde	
3AC18 Midnight		ZM228/466387-228 Mimosa	
3AC20 Frost		ZM229/466387-229 Comet *	
3AC21 Lead		ZM230/466387-230 Honeydew	
3AC22 Black		ZM231/466387-231 Wild *	
		ZM232/466387-232 Vine	
		ZM233/466387-233 Seed	
		ZM234/466387-234 Kale *	
		ZM235/466387-235 Waterfall *	
		ZM236/466387-236 Nordic *	
		ZM237/466387-237 Reef *	
		ZM238/466387-238 Wave	
		ZM239/466387-239 Isle **	
		ZM240/466387-240 Creek	
		ZM241/466387-241 Mariner *	
		ZM242/466387-242 Globe	
		ZM243/466387-243 Spa	

- Maharam textiles are on assigned lead times ^A.
- Fabric numbers are listed as Herman Miller fabric number/Maharam fabric number.

Price category 3 continued on next page

* Color not available on Eames® Soft Pad Group Chairs/Ottomans.

Textile Colors

continued

Price Category 3

continued

Strands	
Workspaces	
66" wide	
100% recycled polyester	
8W01	Pebble
8W02	Porcelain
8W03	Taupe
8W04	Honey
8W05	Khaki
8W06	Rye
8W07	Wicker
8W08	Tin
8W09	Cool Grey

Price Category 4

Cygnus	
Ancillary	
For Eames® Aluminum Group Chairs	
69% elastomeric	
31% polyester	
5401	Black
5402	Zinc
5403	Quartz

Daydream	
Ancillary/Seating/Workspaces	
54" wide	
48% wool	
41% recycled polyester	
9% nylon	
2% polyester	
3DM01	Rye Grass
3DM02	Silver Birch
3DM03	Pewter
3DM04	Graphite
3DM05	Black
3DM06	Lemongrass
3DM07	Permission
3DM08	Juniper
3DM09	Sea Grass
3DM10	Nightfall

Hush	
Workspaces	
66" wide	
80% polyester	
20% viscose	
1HS01	Canyon
1HS02	Pesto
1HS03	Bayou
1HS04	Greystone
1HS05	Charcoal
1HS06	Rye Grass
1HS07	Cool Grey
1HS08	Dark Grey
1HS09	Aqua Green
1HS10	Nightfall

Kalista - Geiger Textile	
Ancillary	
54" wide	
71% post-industrial recycled cotton	
18% post-industrial recycled polyester	
11% polyester	
PFOA-Free stain resistant finish	
1AL01	Cotton
1AL02	Natural
1AL03	Titanium
1AL04	Pewter
1AL05	Starry Night
1AL06	Red Hot
1AL07	Sun Kissed
1AL08	Dune
1AL09	Beach Glass
1AL10	Bluestone
1AL11	Seaside
1AL12	Night Sky

Lariat – Maharam	
Ancillary/Seating	
54" wide	
100% vinyl	
ZLR01/440401-001	001
ZLR02/440401-002	002
ZLR04/440401-004	004
ZLR06/440401-006	006
ZLR07/440401-007	007
ZLR08/440401-008	008
ZLR10/440401-010	010
ZLR11/440401-011	011
ZLR13/440401-013	013
ZLR14/440401-014	014
ZLR15/440401-015	015
ZLR16/440401-016	016
ZLR18/440401-018	018
ZLR20/440401-020	020
ZLR21/440401-021	021
ZLR24/440401-024	024
ZLR25/440401-025	025
ZLR26/440401-026	026

Lariat continued	
ZLR28/440401-028	028
ZLR31/440401-031	031
ZLR32/440401-032	032
ZLR33/440401-033	033
ZLR34/440401-034	034
ZLR38/440401-038	038
ZLR39/440401-039	Granite
ZLR40/440401-040	Linen
ZLR41/440401-041	Stella
ZLR42/440401-042	Saddle
ZLR43/440401-043	Holly
ZLR44/440401-044	Maroon
ZLR45/440401-045	Siren
ZLR46/440401-046	Reseda
ZLR47/440401-047	Purslane
ZLR48/440401-048	Spire
ZLR49/440401-049	Papyrus
ZLR50/440401-050	Chickadee
ZLR51/440401-051	Requiem

Sync	
Ancillary/Seating	
55" wide	
100% polyester	
3SY01	Pine Cone
3SY03	Canyon
3SY04	Truffle
3SY06	Everglade
3SY08	Nightfall
3SY09	Dark Mineral
3SY10	Slate Grey
3SY11	Dark Carbon
3SY12	Black

Appendix: Textile Colors

- Maharam textiles are on assigned lead times [A](#).
- Fabric numbers are listed as Herman Miller fabric number/Maharam fabric number.

Textile Colors

continued

Price Category 5

Appendix: Textile Colors

Arlo - Maharam	
Ancillary/Seating	
70% wool	
30% polyester	
5YT01	Turn
5YT02	Embers
5YT03	Parallel
5YT04	Octave
5YT05	Musing
5YT06	Summon
5YT07	Dynamic
5YT08	Signals
5YT09	Aspect
5YT10	Dedicate
5YT11	Juniper
5YT12	Cilantro
5YT13	Hawthorn
5YT14	Thread
5YT15	Spalted
5YT16	Warmer
5YT17	Misted
5YT18	Share
5YT19	Chord
5YT20	Heroic
5YT21	Arpeggio
5YT22	Roots
5YT23	Sumac
5YT24	Purl
5YT25	Homeward
Cozy	
Ancillary/Seating	
54" wide	
100% wool	
3CY01	Heathered Warm Grey
3CY02	Heathered Rye Grass
3CY03	Heathered Cool Grey
3CY05	Heathered Black
3CY06	Heathered Persimmon
3CY07	Heathered Loden
3CY09	Heathered Lagoon
3CY10	Heathered Twilight

Hopsak	
Ancillary/Seating/Workspaces	
56" wide	
100% recycled polyester	
14A20	Black
14A22	Raw Umber Dark
14A26	Grey Blue Dark
14A30	Sepia Dark
14A38	Emerald Dark
14A39	Yellow Dark
14A40	Orange
14A41	Sienna
14A42	Olive Green Dark
14A43	Crimson
14A44	Crimson Dark Dark
14A45	Violet Dark
14A46	Pink Dark Dark
14A47	Ultramarine Dark
14A48	Cobalt Blue
14A49	Terra Cotta
14A50	Ochre Dark
Ingenué - Geiger Textile	
Ancillary	
54" wide	
28% wool	
26% viscose	
25% acrylic	
16% polyester	
5% cotton	
PFOA-Free stain resistant finish	
1GH01	Sand
1GH02	Fog
1GH03	Flannel
1GH04	Trench
1GH05	Vermillion
1GH06	Adriatic
1GH07	Umber
1GH08	Charcoal

Method - Maharam	
Ancillary/Seating/Workspaces	
54" wide	
100% recycled polyester	
with 9% ocean-bound plastic	
40G01/466579-001	Inspire
40G02/466579-002	Rhea
40G03/466579-003	Noise
40G04/466579-004	Speedway
40G05/466579-005	Villanelle
40G06/466579-006	Maestro
40G07/466579-007	Destiny
40G08/466579-008	Possess
40G09/466579-009	Waterside
40G10/466579-010	Relax
40G11/466579-011	Delightful
40G12/466579-012	Parrotlet
40G13/466579-013	Verdurous
40G14/466579-014	Bosky
40G15/466579-015	Acreage
40G16/466579-016	Allude
40G17/466579-017	Tweed
40G18/466579-018	Korma
40G19/466579-019	Fossilize
40G20/466579-020	Cattail
40G21/466579-021	Shortcake
40G22/466579-022	Racecar
40G23/466579-023	Courtship
40G24/466579-024	Jam
40G25/466579-025	Sparrow

Nico - Maharam	
Ancillary/Seating/Workspaces	
54" wide	
63% wool	
21% polyester	
16% solution-dyed nylon	
ZNC01/466564-001	Alcazar
ZNC02/466564-002	Ironclad
ZNC03/466564-003	Tune
ZNC04/466564-004	Bridegroom
ZNC05/466564-005	Diode
ZNC06/466564-006	Jest
ZNC07/466564-007	Sanctuary
ZNC08/466564-008	Aquarius
ZNC09/466564-009	Houseboat
ZNC10/466564-010	Olympian
ZNC11/466564-011	Tennis
ZNC12/466564-012	Dressage
ZNC13/466564-013	Zing
ZNC14/466564-014	Bitterroot
ZNC15/466564-015	Gemini
ZNC16/466564-016	Posh
ZNC17/466564-017	Sizzle
ZNC18/466564-018	Cheerful
ZNC19/466564-019	Watermelon
ZNC20/466564-020	Toucan
ZNC21/466564-021	Rosin
ZNC22/466564-022	Jousting
ZNC23/466564-023	Jojoba
ZNC24/466564-024	Dromedary
ZNC25/466564-025	Toasty
ZNC26/466564-026	Casaba
ZNC27/466564-027	Greenhouse
ZNC28/466564-028	Sibyl
ZNC29/466564-029	Spearmint
ZNC30/466564-030	Pothos
ZNC31/466564-031	Calathea
ZNC32/466564-032	Landscape
ZNC33/466564-033	Espalier
ZNC34/466564-034	Gecko
ZNC35/466564-035	Meditation

Price category 5 continued on next page

- Maharam textiles are on assigned lead times [A](#).
- Fabric numbers are listed as Herman Miller fabric number/Maharam fabric number.

Textile Colors

continued

Price Category 5

continued

Summit	
Ancillary/Seating	
54" wide	
100% silicone	
Polyester knit backing	
3SU02	Oyster
3SU03	Zinc
3SU04	Sparrow
3SU07	Black
3SU09	Beachglass
3SU10	Midnight

Vionette - Geiger Textile	
Ancillary	
55" wide	
100% polyester	
1GJ01	White Sand Mix
1GJ02	Desert Mix
1GJ03	Light Gray Mix
1GJ04	Pewter Mix
1GJ05	Cobalt Mix
1GJ06	Prussian Blue Mix
1GJ07	Chocolate Mix
1GJ08	Champagne
1GJ09	Morning Sky
1GJ10	Aquatic
1GJ11	Sapphire
1GJ12	Midnight Blue
1GJ13	Shadow
1GJ14	Java
1GJ15	Carbon
1GJ16	Black
1GJ17	Claret
1GJ18	Poppy

Price Category 6

Balance	
Seating	
For Embody® chairs	
100% polyester	
3512	Carbon
3513	Black

Outdoor Weave	
Ancillary	
For Eames® Aluminum Group	
Outdoor Chairs	
50% elastomeric	
50% polypropylene	
7203	Lead
7205	Graphite

Price Category 7

Customer's Own Leather	
See Order Information in	
Appendices. Assigned lead-time	
textile. A	

Bamboo	
Ancillary	
83% bamboo	
17% polyurethane	
1BB01	Ivory
1BB02	Russet
1BB03	Black

Beck – Maharam	
Ancillary/Seating	
55" wide	
78% wool	
22% nylon	
ZB301/466571-001 Overshadow	
ZB302/466571-002 Molecule	
ZB303/466571-003 Zeitgeist	
ZB304/466571-004 Blacksmith	
ZB305/466571-005 Cornerstone	
ZB306/466571-006 Chainmail	
ZB307/466571-007 Buckram	
ZB308/466571-008 Callisto	
ZB309/466571-009 Interlude	
ZB310/466571-010 Letterpress	
ZB311/466571-011 Memoir	
ZB312/466571-012 Litmus	
ZB313/466571-013 Stoic	
ZB314/466571-014 Inkpad	
ZB315/466571-015 Praxis	
ZB316/466571-016 Astute	
ZB317/466571-017 Percolate	
ZB318/466571-018 Halocline	
ZB319/466571-019 Semblance	
ZB320/466571-020 Loch	
ZB321/466571-021 Lido	
ZB322/466571-022 Underwater	
ZB323/466571-023 Tetrapod	
ZB324/466571-024 Nymph	
ZB325/466571-025 Appalachian	

Beck continued	
ZB326/466571-026 Menthol	
ZB327/466571-027 Woodruff	
ZB328/466571-028 Malachite	
ZB329/466571-029 Botanist	
ZB330/466571-030 Woodlet	
ZB331/466571-031 Katydid	
ZB332/466571-032 Exuberant	
ZB333/466571-033 Retrospect	
ZB334/466571-034 Lambic	
ZB335/466571-035 Argil	
ZB336/466571-036 Brushstroke	
ZB337/466571-037 Candescent	
ZB338/466571-038 Reedbuck	
ZB339/466571-039 Clayware	
ZB340/466571-040 Curio	
ZB341/466571-041 Whimsy	
ZB342/466571-042 Effervescent	
ZB343/466571-043 Lingonberry	
ZB344/466571-044 Resplendent	
ZB345/466571-045 Hollyhock	
ZB346/466571-046 Filigree	
ZB347/466571-047 Plutonic	
ZB348/466571-048 Foundry	
ZB349/466571-049 Patisserie	
ZB390	Gold 007/032/033 *
ZB391	Russet 036/040/039 *
ZB392	Indigo 008/013/014 *
ZB393	Forest 006/031/028 *

* Colors available only on
Girard Color Wheel Ottoman.

Price category 7 continued on
next page

- Maharam textiles are on assigned lead times [A](#).
- Fabric numbers are listed as Herman Miller fabric number/Maharam fabric number.

Textile Colors

continued

Price Category 7

continued

Appendix: Textile Colors

Bellano - Geiger Textile	
Ancillary	
55" wide	
75% wool	
10% linen	
8% nylon	
7% alpaca	
1AX01	Pearl
1AX02	Fog
1AX03	Fawn
1AX04	Pumice
1AX05	Pewter
1AX06	Atlantic
1AX07	Black Green
1AX08	Adriatic
1AX09	Coffee
1AX10	Charcoal
1AX11	Umber
1AX12	Magenta
1AX13	Bittersweet
1AX14	Sunflower
Capri - Geiger Textile	
Ancillary	
55" wide	
36% cotton	
32% acrylic	
24% rayon	
8% polyester	
PFOA-Free stain resistant finish	
Acrylic backing	
17201	Snow
17202	Stone
17203	Trench
17204	Graphite
17205	Anthracite
17206	Light Silver
17207	Russet
17208	Chestnut Brown
17209	Sand
17210	Sterling
17211	Cobalt
17212	Ink

Mantle - Maharam	
Ancillary/Seating	
59% recycled polyester	
37% polyester	
4% spandex	
8PV01	Pavement
8PV02	Future
8PV03	Piper
8PV04	Manifesto
8PV05	Mapo
8PV06	Redwood
8PV07	Rocky
8PV08	Impala
8PV09	Warbler
8PV10	Guild
8PV11	Kinetic
8PV12	Behold
8PV13	Orb
8PV14	Sport
8PV15	Utopia
8PV16	True
8PV17	Galore
8PV18	Parsley
8PV19	Dare
8PV20	Branzino
8PV21	Network
8PV22	Standard
8PV23	Salamander
8PV24	Oscillate
Milaner - Geiger Textile	
Ancillary	
55" wide	
56% wool, 10% acrylic	
10% alpaca, 10% cotton	
8% nylon, 6% rayon	
17101	Linen
17102	Flax
17103	Bark
17104	Deep Navy
17105	Charcoal
17106	Medium Grey
17107	Ash
17108	Crimson

Panno di Dolce - Geiger Textile	
Ancillary	
55" wide	
65% wool	
20% nylon	
15% alpaca	
1AV01	Fog
1AV02	Dune
1AV03	Trench
1AV04	Flannel
1AV05	Charcoal
1AV06	Umber
1AV07	Deep Navy
1AV08	Graphite
1AV09	Orange
1AV10	Pink
1AV11	Deep Red
1AV12	Bright Green
1AV13	Cerulean Blue
1AV14	Deep Cerulean Blue
Pristina - Geiger Textile	
Ancillary	
55" wide	
37% wool	
25% viscose	
17% acrylic	
15% cotton	
6% polyester	
PFOA-Free stain resistant	
1JC01	Dove
1JC02	Goldstone
1JC03	Daybreak
1JC04	Pumice
1JC05	Cappuccino
1JC06	Gunmetal
1JC07	Caspian
1JC08	Café Noir

Resca - Geiger Textile	
Ancillary	
56" wide	
75% wool	
10% linen	
8% nylon	
7% alpaca	
1AW01	Fog
1AW02	Dune
1AW03	Trench
1AW04	Flannel
1AW05	Umber
1AW06	Bordeaux
Rowan - Maharam	
Ancillary/Seating	
77% wool	
12% nylon	
6% acrylic	
5% linen	
5K301	Kingdom
5K302	Northern
5K303	Rabbit
5K304	Elephant
5K305	Furrow
5K306	Heirloom
5K307	Appear
5K308	Repose
5K309	Blackcurrant
5K310	Courage
5K311	Bordeaux
5K312	Cherish
5K313	Brickfield
5K314	Hibiscus
5K315	Carnelian
5K316	Cinnabar
5K317	Toasted
5K318	Revea
5K319	Cortado
5K320	Medallion
5K321	Polenta

Price category 7 continued on next page

- Maharam textiles are on assigned lead times [A](#).
- Fabric numbers are listed as Herman Miller fabric number/Maharam fabric number.

Textile Colors

continued

Price Category 7

continued

Rowan continued

5K322	Prized
5K323	Travertine
5K324	Companion
5K325	Library
5K326	Fable
5K327	Pixie
5K328	Arboretum
5K329	Ease
5K330	Sapling
5K331	Cottonwood
5K332	Scout
5K333	Valleyside
5K334	Ornament
5K335	Zucchini
5K336	Ethereal
5K337	Springtide
5K338	Traverse
5K339	Untold
5K340	Flowing
5K341	Laguna
5K342	Cerulean
5K343	Soundscape
5K344	Message
5K345	Freefall
5K346	Musical
5K347	Puzzle
5K348	Operatic
5K349	Daydream
5K350	Shale
5K351	Forward
5K352	Anthracite

Vesture - Geiger Textile

Ancillary	
55" wide	
40% wool, 25% polyester	
20% silk, 15% nylon	
PFOA-Free stain resistant finish	
21701	Ashen
21702	Dark Blush
21703	Dusk
21704	Medium Gray
21705	Twilight

Wool Epinglé - Geiger Textile

Ancillary	
54" wide	
100% wool	
16201	Swiss Red
16202	Orange
16203	Light Chestnut Brown
16204	Light Burnt Umber
16205	Pale Native Umber
16207	Grey
16208	Natier Blue
16209	Deep Cerulean Blue
16210	Anthracite
16211	Natural Native Umber
16212	Chestnut Brown

Wool Tweed - Geiger Textile

Ancillary	
54" wide	
80% wool, 20% nylon	
16601	Trench
16602	Pewter
16603	Ruby
16604	Blue Gray
16605	Navy
16606	Umber
16607	Charcoal

Price Category 8

Breeze - Maharam

Workspaces	
120" wide	
65% FR polyester	
35% post-consumer recycled	
FR polyester	
1QG06/283817-006	Meteorite
1QG09/283817-009	Serum

Luce - Maharam

Ancillary/Seating	
59" wide	
75% post-consumer recycled wool	
20% polyester	
5% nylon	
ZLU01/466566-001	Brioche
ZLU02/466566-002	Blanched
ZLU03/466566-003	Relic
ZLU04/466566-004	Sinter
ZLU05/466566-005	Scoria
ZLU06/466566-006	Austere
ZLU07/466566-007	Pigment
ZLU08/466566-008	Alkali
ZLU09/466566-009	Tidal
ZLU10/466566-010	Imbue
ZLU11/466566-011	Reservoir
ZLU12/466566-012	Brine
ZLU13/466566-013	Undertone
ZLU14/466566-014	Prelude
ZLU15/466566-015	Submerge
ZLU16/466566-016	Cypress
ZLU17/466566-017	Awash
ZLU18/466566-018	Adriatic
ZLU19/466566-019	Province
ZLU20/466566-020	Virescent
ZLU21/466566-021	Nettle
ZLU22/466566-022	Agrarian
ZLU23/466566-023	Serpentine
ZLU24/466566-024	Laurel
ZLU25/466566-025	Clarion
ZLU26/466566-026	Gooseberry
ZLU27/466566-027	Swelter
ZLU28/466566-028	Etruscan
ZLU29/466566-029	Coulis
ZLU30/466566-030	Rubescence

Luce continued

ZLU31/466566-031	Akoya
ZLU32/466566-032	Radiant
ZLU33/466566-033	Regent
ZLU34/466566-034	Spectral
ZLU35/466566-035	Thistle

Tempo - Maharam

Ancillary	
55" wide	
100% polyester	
Polyester backing	
26S01/466589-001	Chert
26S02/466589-002	Grandstand
26S03/466589-003	Restful
26S04/466589-004	Battleship
26S05/466589-005	Lavender
26S06/466589-006	Dockside
26S07/466589-007	Swimming
26S08/466589-008	Ambience
26S09/466589-009	Adornment
26S10/466589-010	Remedy
26S11/466589-011	Fang
26S12/466589-012	Inshore
26S13/466589-013	Camouflage
26S14/466589-014	Mesclun
26S15/466589-015	Farmland
26S16/466589-016	Tadpole
26S17/466589-017	Purr
26S18/466589-018	Snowman
26S19/466589-019	Beehive
26S20/466589-020	Gazelle
26S21/466589-021	Shiitake
26S22/466589-022	Flaxseed
26S23/466589-023	Crawdadd
26S24/466589-024	Flowery
26S25/466589-025	Burgundy
26S26/466589-026	Rangoli
26S27/466589-027	Petunia
26S28/466589-028	Campsite

Price category 8 continued on next page

- Maharam textiles are on assigned lead times ^A.
- Fabric numbers are listed as Herman Miller fabric number/Maharam fabric number.

Textile Colors

continued

Price Category 8

continued

Price Category 9

Appendix: Textile Colors

Whim	
Ancillary	
54" wide	
34% viscose	
33% acrylic	
17% wool	
8% polyester	
9DA01	Warm White
9DA02	Rye
9DA03	Mustard Seed
9DA04	Terra Cotta
9DA05	Fir
9DA06	Navy
9DA07	Pewter

Alpaca Mohair - Geiger Textile	
Ancillary	
54" wide	
63% alpaca	
21% cotton, 16% polyester	
18510	Dune
18511	Trench
18512	Vicuna
18570	Sepia
18571	Umber
18580	Fog
18581	Flannel
18582	Charcoal

Campana – Maharam	
Ancillary/Seating	
59" wide	
85% wool	
15% nylon	
ZC001/466571-001	Viverine
ZC002/466571-002	Lithograph
ZC003/466571-003	Moonscape
ZC004/466571-004	Brevity
ZC005/466571-005	Linear
ZC006/466571-006	Hinterland
ZC007/466571-007	Mural
ZC008/466571-008	Sloe
ZC009/466571-009	Interstellar
ZC010/466571-010	Mythology
ZC011/466571-011	Scintillate
ZC012/466571-012	Succession
ZC013/466571-013	Visceral
ZC014/466571-014	Hemisphere
ZC015/466571-015	Troposphere
ZC016/466571-016	Skye
ZC017/466571-017	Seaward
ZC018/466571-018	Nemorous
ZC019/466571-019	Allegory
ZC020/466571-020	Olivine
ZC021/466571-021	Reptilian
ZC022/466571-022	Basil
ZC023/466571-023	Fanleaf
ZC024/466571-024	Beachgrass
ZC025/466571-025	Hayfield

Campana continued	
ZC026/466571-026	Freesia
ZC027/466571-027	Rhodium
ZC028/466571-028	Undercoat
ZC029/466571-029	Airbrush
ZC030/466571-030	Shellfish
ZC031/466571-031	Mojave
ZC032/466571-032	Renaissance
ZC033/466571-033	Decoupage
ZC034/466571-034	Outback
ZC035/466571-035	Millipede

Gemma – Maharam	
Ancillary/Seating	
55" wide	
85% wool	
15% nylon	
ZGE01/466568-001	Crinoline
ZGE02/466568-002	Angelic
ZGE03/466568-003	Savory
ZGE04/466568-004	Honeycomb
ZGE05/466568-005	Gilded
ZGE06/466568-006	Paddleboat
ZGE07/466568-007	Stagecoach
ZGE08/466568-008	Waterbuck
ZGE09/466568-009	Earnest
ZGE10/466568-010	Auric
ZGE11/466568-011	Carmine
ZGE12/466568-012	Serape
ZGE13/466568-013	Ferric
ZGE14/466568-014	Canyon
ZGE15/466568-015	Alembic
ZGE16/466568-016	Patio
ZGE17/466568-017	Sorrel
ZGE18/466568-018	Root

Gemma continued	
ZGE19/466568-019	Mansion
ZGE20/466568-020	Buff
ZGE21/466568-021	Starch
ZGE22/466568-022	Dawn
ZGE23/466568-023	Countryside
ZGE24/466568-024	Dewy
ZGE25/466568-025	Reliquary
ZGE26/466568-026	Deluge
ZGE27/466568-027	Overlay
ZGE28/466568-028	Electron
ZGE29/466568-029	Sheath
ZGE30/466568-030	Quietude
ZGE31/466568-031	Jargon
ZGE32/466568-032	Powder
ZGE33/466568-033	Tide
ZGE34/466568-034	Outwash
ZGE35/466568-035	Enamored
ZGE36/466568-036	Smitten
ZGE37/466568-037	Revere
ZGE38/466568-038	Mangosteen
ZGE39/466568-039	Allium
ZGE40/466568-040	Immense
ZGE41/466568-041	Chamber
ZGE42/466568-042	Cosmos
ZGE43/466568-043	Inkling
ZGE44/466568-044	Rainwater
ZGE45/466568-045	Shade
ZGE46/466568-046	Pendant
ZGE47/466568-047	Axial
ZGE48/466568-048	Fervent
ZGE49/466568-049	Legacy
ZGE50/466568-050	Caliber
ZGE51/466568-051	Temple
ZGE52/466568-052	Evenfall

Price category 9 continued on next page

- Maharam textiles are on assigned lead times [A](#).
- Fabric numbers are listed as Herman Miller fabric number/Maharam fabric number.

Textile Colors

continued

Price Category 9

continued

Jasper - Maharam
Ancillary/Seating
53" wide
55% wool
27% solution-dyed nylon
18% cotton
ZJA01/466563-001 Thrill
ZJA02/466563-002 Anise
ZJA03/466563-003 Grapefruit
ZJA04/466563-004 Lifeguard
ZJA05/466563-005 Heartfelt
ZJA06/466563-006 Corsage
ZJA07/466563-007 Earthenware
ZJA08/466563-008 Bear
ZJA09/466563-009 Firelight
ZJA10/466563-010 Dreamcatcher
ZJA11/466563-011 Bobcat
ZJA12/466563-012 Glacial
ZJA13/466563-013 Vaporize
ZJA14/466563-014 Trapdoor
ZJA15/466563-015 Halcyon
ZJA16/466563-016 Observatory
ZJA17/466563-017 Steamboat
ZJA18/466563-018 Aquathlon
ZJA19/466563-019 Cloudless
ZJA20/466563-020 Briny
ZJA21/466563-021 Magical
ZJA22/466563-022 Picnic
ZJA23/466563-023 Herbage
ZJA24/466563-024 Pasture
ZJA25/466563-025 Courtyard
ZJA26/466563-026 Leapfrog

Leather
Ancillary/Seating
approx. 50 sq. ft. per hide
100% leather
2101 Ivory
2109 Black *
2110 Smoke
2111 Graphite
2112 Khaki
2113 Rattan
2114 Truffle
2115 Alpine
2116 Haze
2117 Sable Grey
2118 Dark Mineral **
2119 Dark Carbon ***
2120 Cranberry
2121 Deep Sea

* Armpad color available on Aeron® Chair, Graphite.
 ** Armpad color available on Aeron Chair, Mineral.
 *** Armpad color available on Aeron Chair, Carbon.

Price Category 10

Bristol Leather - Geiger Textile
Ancillary
approx. 55 sq. ft. per hide
100% leather
5-507 Black
5-511 Putty
5-519 Hunter
5-520 White
5-521 Ivory
5-522 Parchment
5-537 Caribbean
5-546 Pumice
5-547 Smoke
5-548 Charcoal
5-549 Dark Shale
5-556 Downtown Grey
5-557 City Night
5-559 Ash Grey
5-563 Champagne
5-564 Chestnut Brown
5-565 Dark Sienna
5-566 Earthen
5-567 Desert
5-568 British Green
5-579 Paris Blue
5-583 Atlantic
5-592 Camel
5-594 Taupe
5-597 Pure *
5-598 Cream
5-600 Midnight Blue
5-603 Sangria
5-604 Swiss Red
5-605 Nordic Yellow
5-606 Sky Grey
5-608 Natural

* Color not available on Saiba Chair.

Firma – Maharam
Ancillary/Seating
55" wide
78% wool
22% nylon
3KH01/466582-001 Wrath
3KH02/466582-002 Pantomime
3KH03/466582-003 Shaded
3KH04/466582-004 Prologue
3KH05/466582-005 Framework
3KH06/466582-006 Railroad
3KH07/466582-007 Grommet
3KH08/466582-008 Lunisolar
3KH09/466582-009 Snowpack
3KH10/466582-010 Coldsnap
3KH11/466582-011 Sealift
3KH12/466582-012 Brood
3KH13/466582-013 Intertidal
3KH14/466582-014 Confide
3KH15/466582-015 Secluded
3KH16/466582-016 Leisure
3KH17/466582-017 Portfolio
3KH18/466582-018 Strato
3KH19/466582-019 Fogbow
3KH20/466582-020 Snowcone
3KH21/466582-021 Kazoo
3KH22/466582-022 Esteem
3KH23/466582-023 Mackerel
3KH24/466582-024 Brooch
3KH25/466582-025 Caesious
3KH26/466582-026 Islet
3KH27/466582-027 Biosphere
3KH28/466582-028 Hilltop
3KH29/466582-029 Arboreal
3KH30/466582-030 Lineage
3KH31/466582-031 Comfrey
3KH32/466582-032 Circe
3KH33/466582-033 Ecosystem
3KH34/466582-034 Knack
3KH35/466582-035 Watt
3KH36/466582-036 Epiphany
3KH37/466582-037 Gamma
3KH38/466582-038 Taxicab
3KH39/466582-039 Varietal
3KH40/466582-040 Tale

Price category 10 continued on next page

- Maharam textiles are on assigned lead times [A](#).
- Fabric numbers are listed as Herman Miller fabric number/Maharam fabric number.

Textile Colors

continued

Price Category 10

continued

Firma continued		Gemma Multi continued		Gemma Multi Reverse – Maharam		Gemma Multi Reverse continued	
3KH41/466582-041	Elemental	ZGF19/466569-019	Crocus	Ancillary/Seating		ZGF78/466569-121	Roulette
3KH42/466582-042	Cuff	ZGF20/466569-020	Memoir	55" wide			Reverse
3KH43/466582-043	Emu	ZGF21/466569-021	Roulette	85% wool		ZGF79/466569-122	Voltaic
3KH44/466582-044	Tempeh	ZGF22/466569-022	Voltaic	15% nylon			Reverse
3KH45/466582-045	Tephra	ZGF23/466569-023	Compote	ZGF58/466569-101	Andromeda	ZGF80/466569-123	Compote
3KH46/466582-046	Shellac	ZGF24/466569-024	Lambent		Reverse		Reverse
3KH47/466582-047	Emporium	ZGF25/466569-025	Twister	ZGF59/466569-102	Dappled	ZGF81/466569-124	Lambent
3KH48/466582-048	Keratin	ZGF26/466569-026	Chronicle		Reverse		Reverse
3KH49/466582-049	Camwood	ZGF27/466569-027	Sidereal	ZGF60/466569-103	Lyra	ZGF82/466569-125	Twister
3KH50/466582-050	Gloam	ZGF28/466569-028	Tanzanite		Reverse		Reverse
3KH51/466582-051	Novela	ZGF29/466569-029	Crystalize	ZGF61/466569-104	Flaunt	ZGF83/466569-126	Chronicle
3KH52/466582-052	Fruitpunch	ZGF30/466569-030	Chromium		Reverse		Reverse
3KH53/466582-053	Decant	ZGF31/466569-031	Pallium	ZGF62/466569-105	Celluloid	ZGF84/466569-127	Sidereal
3KH54/466582-054	Milkshake	ZGF32/466569-032	Spectre		Reverse		Reverse
3KH55/466582-055	Metaphysic	ZGF33/466569-033	Courgette	ZGF63/466569-106	Hydrozoa	ZGF85/466569-128	Tanzanite
3KH56/466582-056	Carafe	ZGF34/466569-034	Viper		Reverse		Reverse
3KH57/466582-057	Voyager	ZGF35/466569-035	Sunlit	ZGF64/466569-107	Firefly	ZGF86/466569-129	Crystalize
3KH58/466582-058	Tenebrous	ZGF36/466569-036	Heavenly		Reverse		Reverse
3KH59/466582-059	Subtext	ZGF37/466569-037	Vernal	ZGF65/466569-108	Pisces	ZGF87/466569-130	Chromium
3KH60/466582-060	Silent	ZGF38/466569-038	Cress		Reverse		Reverse
Gemma Multi – Maharam		ZGF39/466569-039	Limn	ZGF66/466569-109	Strath	ZGF88/466569-131	Pallium
Ancillary/Seating		ZGF40/466569-040	Horseradish		Reverse		Reverse
55" wide		ZGF41/466569-041	Shandy	ZGF67/466569-110	Erosion	ZGF89/466569-132	Spectre
85% wool		ZGF42/466569-042	Granary		Reverse		Reverse
15% nylon		ZGF43/466569-043	Percolate	ZGF68/466569-111	Cabaret	ZGF90/466569-133	Courgette
ZGF01/466569-001	Andromeda	ZGF44/466569-044	Motor		Reverse		Reverse
ZGF02/466569-002	Dappled	ZGF45/466569-045	Unicorn	ZGF69/466569-112	Candytuft	ZGF91/466569-134	Viper
ZGF03/466569-003	Lyra	ZGF46/466569-046	Lobster		Reverse		Reverse
ZGF04/466569-004	Flaunt	ZGF47/466569-047	Rhododendron	ZGF70/466569-113	Juice	ZGF92/466569-135	Sunlit
ZGF05/466569-005	Celluloid	ZGF48/466569-048	Taffy		Reverse		Reverse
ZGF06/466569-006	Hydrozoa	ZGF49/466569-049	Rishi	ZGF71/466569-114	Fairground	ZGF93/466569-136	Heavenly
ZGF07/466569-007	Firefly	ZGF50/466569-050	Backcountry		Reverse		Reverse
ZGF08/466569-008	Pisces	ZGF51/466569-051	Buckthorn	ZGF72/466569-115	Copperplate	ZGF94/466569-137	Vernal
ZGF09/466569-009	Strath	ZGF52/466569-052	Coniferous		Reverse		Reverse
ZGF10/466569-010	Erosion	ZGF53/466569-053	Delphic	ZGF73/466569-116	Sunbird	ZGF95/466569-138	Cress
ZGF11/466569-011	Cabaret	ZGF54/466569-054	Hieroglyph		Reverse		Reverse
ZGF12/466569-012	Candytuft	ZGF55/466569-055	Eiderdown	ZGF74/466569-117	Cinematic	ZGF96/466569-139	Limn
ZGF13/466569-013	Juice	ZGF56/466569-056	Sandbar		Reverse		Reverse
ZGF14/466569-014	Fairground	ZGF57/466569-057	Tanager	ZGF75/466569-118	Clairvoyant	ZGF97/466569-140	Horseradish
ZGF15/466569-015	Copperplate				Reverse		Reverse
ZGF16/466569-016	Sunbird			ZGF76/466569-119	Crocus	ZGF98/466569-141	Shandy
ZGF17/466569-017	Cinematic				Reverse		Reverse
ZGF18/466569-018	Clairvoyant			ZGF77/466569-120	Memoir	ZGF99/466569-142	Granary
					Reverse		Reverse

- Maharam textiles are on assigned lead times [A](#).
- Fabric numbers are listed as Herman Miller fabric number/Maharam fabric number.

Price category 10 continued on next page

Textile Colors

continued

Price Category 10

continued

Gemma Multi Reverse *continued*

ZGFA0/466569-143	Percolate
	Reverse
ZGFA1/466569-144	Motor
	Reverse
ZGFA2/466569-145	Unicorn
	Reverse
ZGFA3/466569-146	Lobster
	Reverse
ZGFA4/466569-147	Rhododendron
	Reverse
ZGFA5/466569-148	Taffy
	Reverse
ZGFA6/466569-149	Rishi
	Reverse
ZGFA7/466569-150	Backcountry
	Reverse
ZGFA8/466569-151	Buckthorn
	Reverse
ZGFA9/466569-152	Coniferous
	Reverse
ZGFB0/466569-153	Delphic
	Reverse
ZGFB1/466569-154	Hieroglyph
	Reverse
ZGFB2/466569-155	Eiderdown
	Reverse
ZGFB3/466569-157	Tanager
	Reverse

Petra - Maharam

Ancillary/Seating
55" wide
70% wool
19% linen
11% nylon
ZP401/466580-001 Hieroglyph
ZP402/466580-002 Interior
ZP403/466580-003 Samovar
ZP404/466580-004 Calcite
ZP405/466580-005 Silversmith
ZP406/466580-006 Rivet
ZP407/466580-007 Carpolite
ZP408/466580-008 Bonbon

Petra *continued*

ZP409/466580-009	Dreamy
ZP410/466580-010	Bejewel
ZP411/466580-011	Sashimi
ZP412/466580-012	Spirula
ZP413/466580-013	Chalet
ZP414/466580-014	Reindeer
ZP415/466580-015	Nostalgia
ZP416/466580-016	Trove
ZP417/466580-017	Narcissus
ZP418/466580-018	Yurt
ZP419/466580-019	Congee
ZP420/466580-020	Genepy
ZP421/466580-021	Herbaceous
ZP422/466580-022	Paddock
ZP423/466580-023	Precious
ZP424/466580-024	Biome
ZP425/466580-025	Tinted
ZP426/466580-026	Pelagic
ZP427/466580-027	Bluebill
ZP428/466580-028	Chicory
ZP429/466580-029	Eaglet
ZP430/466580-030	Permafrost
ZP431/466580-031	Atlantic
ZP432/466580-032	Airstream
ZP433/466580-033	Debonair

Superweave - Maharam

Ancillary
54" wide
75% polyester
25% cotton
Z2203/466241-005 Sienna
Z2204/466241-002 Ochre
Z2207/466241-004 Marine
Z2208/466241-003 Olive
Z2220/466241-001 Orange and Pink

Price Category 11

Felix - Maharam

Ancillary/Seating	
85% wool	
15% nylon	
3BS01	Angular
3BS02	Shark
3BS03	Easy
3BS04	Cue
3BS05	Rye
3BS06	Champion
3BS07	Between
3BS08	Propose
3BS09	Rising
3BS10	Tile
3BS11	Place
3BS12	Kernel
3BS13	Pinnacle
3BS14	Darling
3BS15	Seasonal
3BS16	Shipmate
3BS17	Jump
3BS18	Geyser
3BS19	Team

Prone Leather - Maharam

Ancillary	
approx. 50 sq. ft. per hide	
100% leather	
protective top coat	
1NX01/700020-001	Lotus
1NX02/700020-002	Timbre
1NX03/700020-003	Essence
1NX04/700020-004	Script
1NX05/700020-005	Gambit
1NX06/700020-006	Obsidian
1NX07/700020-007	Sail
1NX09/700020-009	Vine
1NX10/700020-010	Yarrow
1NX13/700020-013	Balsa
1NX14/700020-014	Shore
1NX15/700020-015	Bricolage
1NX17/700020-017	Ledge
1NX19/700020-019	Mantra
1NX20/700020-020	Java
1NX21/700020-021	Lute
1NX22/700020-022	Glow
1NX23/700020-023	Hickory

Tenera Leather - Geiger Textile

Ancillary	
approx. 55 sq. ft. per hide	
100% leather	
17501	Cement
17502	Marzipan
17504	Raw Sienna
17505	Maple
17508	Cranberry
17510	Dark Chocolate
17511	Black
17512	Carbon
17513	Sapphire

- Maharam textiles are on assigned lead times [A](#).
- Fabric numbers are listed as Herman Miller fabric number/Maharam fabric number.

Textile Colors

continued

Appendix: Textile Colors

Price Category 12-13

No fabrics available at this time.

Price Category 14

Lanalux - Maharam

Ancillary
54" wide
100% wool
Z1375/466240-005 Black/White
Z1378/466240-006 Olive/Black
Z1380/466240-001 Natural
Z1383/466240-002 Umber
Z1384/466240-007 Natural/Black
Z1386/466240-003 Orange
Z1387/466240-004 Crimson

Price Category A

No fabrics available at this time.

Price Category B

Medium – Maharam

Ancillary/Seating/Workspaces
54" wide
100% polyester
VM01/463490-001 Raven
VM02/463490-002 Smoke
VM03/463490-003 Alloy
VM04/463490-004 Flax
VM07/463490-007 Espresso
VM14/463490-014 Laser
VM16/463490-016 Port
VM22/463490-022 Marina
VM29/463490-029 Pistachio
VM32/463490-032 Prospect
VM36/463490-036 Delight
VM39/463490-039 Nautical
VM40/463490-040 Pool
VM44/463490-044 Washed
VM45/463490-045 Sculpture
VM46/463490-046 Thatched
VM47/463490-047 Hike
VM48/463490-048 Tangle
VM49/463490-049 Pacific
VM50/463490-050 Cosmic
VM51/463490-051 Cascade
VM52/463490-052 Blackberry
VM53/463490-053 Nasturtium

Messenger – Maharam

Ancillary/Seating/Workspaces
54" wide
78% post-industrial recycled polyester
15% polyester, 7% nylon
TI07/458640-007 Shadow
TI08/458640-008 Bayou *
TI24/458640-024 Poppy
TI25/458640-025 Mao
TI29/458640-029 Onyx *
TI31/458640-031 Cloud *
TI38/458640-038 Depth *
TI40/458640-040 Nile *
TI41/458640-041 Azure *

Price category B continued on next page

- Maharam textiles are on assigned lead times [A](#).
- Fabric numbers are listed as Herman Miller fabric number/Maharam fabric number.

Textile Colors

continued

Price Category B

continued

Messenger continued

TI45/458640-045	Cactus *
TI46/458640-046	Ice * **
TI48/458640-048	Neon
TI50/458640-050	Hydrangea
TI53/458640-053	Tangelo
TI54/458640-054	Lumine *
TI58/458640-058	Snow ** ***
TI60/458640-060	Peridot
TI61/458640-061	Capri *
TI62/458640-062	Ultramarine
TI63/458640-063	Squall
TI66/458640-066	Cassis
TI67/458640-067	Aster
TI69/458640-069	Cherry
TI70/458640-070	Vibrant
TI71/458640-071	Satsuma *
TI72/458640-072	Maize
TI76/458640-076	Fossil
TI77/458640-077	Ash
TI78/458640-078	Tusk
TI79/458640-079	Oyster **
TI81/458640-081	Husk
TI84/458640-084	Robust
TI85/458640-085	Beyond
TI86/458640-086	Voyage *
TI87/458640-087	Everglade
TI89/458640-089	Blanch ***
TI90/458640-090	Longspur
TI91/458640-091	Vireo
TI92/458640-092	Dipper
TI93/458640-093	Gale
TI94/458640-094	Hunter
TI95/458640-095	Lime
TI96/458640-096	Apple
TI97/458640-097	Krill
TI98/458640-098	Catalyst

* Colors available on 20-day lead time.

** Colors not available on Eames Molded Fiberglass and Molded Plastic Side Chairs.

*** Colors not available on Valor Seating.

- Maharam textiles are on assigned lead times [A](#).
- Fabric numbers are listed as Herman Miller fabric number/Maharam fabric number.

Price Category C

Manner - Maharam

Ancillary/Seating/Workspaces	
54" wide	
65% post-industrial recycled polyester	
35% post-consumer recycled polyester	
Z2701/466177-001	Magic
Z2702/466177-002	Carob
Z2703/466177-003	Porpoise
Z2704/466177-004	Flint
Z2705/466177-005	Hush *
Z2706/466177-006	Nuance
Z2711/466177-011	Ember
Z2712/466177-012	Wagon
Z2713/466177-013	Ablaze
Z2714/466177-014	Peel
Z2716/466177-016	Butterscotch
Z2717/466177-017	Harvest
Z2720/466177-020	Parakeet
Z2722/466177-022	Aquatic
Z2723/466177-023	Cottage
Z2724/466177-024	Dahlia
Z2725/466177-025	Vivid
Z2726/466177-026	Basin
Z2727/466177-027	Schooner
Z2728/466177-028	Slope
Z2729/466177-029	Silverpoint
Z2730/466177-030	Lattice
Z2731/466177-031	Smoky
Z2732/466177-032	Magnetic
Z2733/466177-033	Woad
Z2734/466177-034	Resolute
Z2735/466177-035	Cruise
Z2736/466177-036	Atmospheric
Z2737/466177-037	Cloudburst
Z2738/466177-038	Tidewater
Z2739/466177-039	Firth
Z2740/466177-040	Oceanside
Z2741/466177-041	Grandeur
Z2742/466177-042	Comfort
Z2743/466177-043	Dill
Z2744/466177-044	Poplar
Z2745/466177-045	Citronella
Z2746/466177-046	Passerine

Manner continued

Z2747/466177-047	Southwest
Z2748/466177-048	Roseate
Z2749/466177-049	Charisma
Z2750/466177-050	Siltstone
Z2751/466177-051	Kimono
Z2752/466177-052	Valiant
Z2753/466177-053	Baroness

* Color not available on Eames Aluminum Group, Executive Chairs, Upholstered Molded Plywood Chairs, and Sofa Compact.

Merit - Maharam

Ancillary/Seating	
54" wide	
76% post-industrial recycled polyester	
24% polyester	
PFOA-Free stain resistant	
88Z01/466444-001	Trickle
88Z02/466444-002	Beluga
88Z03/466444-003	Gunmetal
88Z04/466444-004	Blackout
88Z05/466444-005	Superior
88Z06/466444-006	Ocean
88Z07/466444-007	Highborn
88Z08/466444-008	Immersed
88Z09/466444-009	Rainfall
88Z10/466444-010	Blizzard
88Z11/466444-011	Poolside
88Z12/466444-012	Steel
88Z13/466444-013	Zircon
88Z14/466444-014	Ripple
88Z15/466444-015	Aegean
88Z16/466444-016	Armada
88Z17/466444-017	Hedera
88Z18/466444-018	Rainforest
88Z19/466444-019	Gator
88Z20/466444-020	Vineyard
88Z21/466444-021	Pine
88Z22/466444-022	Kiwi
88Z23/466444-023	Kookaburra

Merit continued

88Z24/466444-024	Bellini
88Z25/466444-025	Sunflower
88Z26/466444-026	Sandstorm
88Z27/466444-027	Mudder
88Z28/466444-028	Lynx
88Z29/466444-029	Farro
88Z30/466444-030	Manila
88Z31/466444-031	Starfish
88Z32/466444-032	Brass
88Z33/466444-033	Arrow
88Z34/466444-034	Gelato
88Z35/466444-035	Nectarine
88Z36/466444-036	Macaron
88Z37/466444-037	Alert
88Z38/466444-038	Goji
88Z39/466444-039	Cabernet
88Z40/466444-040	Eggplant
88Z41/466444-041	Hawk
88Z42/466444-042	Stag
88Z43/466444-043	Overcast

Metric - Maharam

Ancillary/Seating/Workspaces	
54" wide	
51% post-industrial recycled polyester	
49% polyester	
Z302/466014-002	Fog
Z303/466014-003	Fleece
Z312/466014-012	Cardinal
Z313/466014-013	Lava
Z318/466014-018	Pollen
Z320/466014-020	Alligator
Z323/466014-023	Tar
Z324/466014-024	Anchor
Z326/466014-026	Admiral
Z327/466014-027	Seaport
Z328/466014-028	Scuba
Z329/466014-029	Skate
Z330/466014-030	Hopscotch
Z331/466014-031	Film
Z332/466014-032	Whale
Z333/466014-033	Downpour
Z334/466014-034	Midday

Price category C continued on next page

Textile Colors

continued

Price Category C

continued

Price Category D

Appendix: Textile Colors

Metric continued	
Z335/466014-035	Talisman
Z336/466014-036	Hedgerow
Z337/466014-037	Snorkel
Z338/466014-038	Highway
Z339/466014-039	Canary
Z340/466014-040	Sunny
Z341/466014-041	Aztec
Z342/466014-042	Fruit
Z343/466014-043	Galah
Z344/466014-044	Kiln
Z345/466014-045	Moth

Murmur - Maharam	
Ancillary/Seating	
55" wide	
100% polyester	
PFOA-Free stain resistant	
8EY01/466446-001	Gust
8EY02/466446-002	Harmonica
8EY03/466446-003	Canopy
8EY04/466446-004	Dim
8EY05/466446-005	Peppercorn
8EY06/466446-006	Cauldron
8EY07/466446-007	Conquer
8EY08/466446-008	Rapids
8EY09/466446-009	Seawater
8EY10/466446-010	Baby
8EY11/466446-011	Elderberry
8EY12/466446-012	Iceberg
8EY13/466446-013	Tallgrass
8EY14/466446-014	Underground
8EY15/466446-015	Biome
8EY16/466446-016	Cask
8EY17/466446-017	Argan
8EY18/466446-018	Sundown
8EY19/466446-019	Ignite
8EY20/466446-020	Sultry
8EY21/466446-021	Sangria

Bluff - Maharam	
Ancillary/Seating	
54" wide	
100% polyurethane	
Ink-resistant protective top coat	
Polyester backing	
8I801/466489-001	Loom
8I802/466489-002	Helm
8I803/466489-003	Cruller
8I804/466489-004	Folklore
8I805/466489-005	Beguile
8I806/466489-006	Sherpa
8I807/466489-007	Teleport
8I808/466489-008	Annex
8I809/466489-009	Lorimer
8I810/466489-010	Cinema
8I811/466489-011	Zip
8I812/466489-012	Coach
8I813/466489-013	Supernova
8I814/466489-014	Pirate
8I815/466489-015	Academy
8I816/466489-016	Disco
8I817/466489-017	Equator
8I818/466489-018	Brink
8I819/466489-019	Scene
8I820/466489-020	Petrichor
8I821/466489-021	Exotic
8I822/466489-022	Fauna
8I823/466489-023	Calabash
8I824/466489-024	Fuscous
8I825/466489-025	Wildling
8I826/466489-026	Blitz
8I827/466489-027	Allspice
8I828/466489-028	Lumos
8I829/466489-029	Pilot
8I830/466489-030	Jukebox
8I831/466489-031	Dugout
8I832/466489-032	Claret
8I833/466489-033	Flamenco

Mode – Maharam	
Ancillary/Seating/Workspaces	
54" wide	
80% post-consumer recycled polyester	
20% polyester	
PFOA-Free stain resistant finish	
ZMD01/466337-001	Stroll
ZMD02/466337-002	Intaglio
ZMD03/466337-003	Ominous
ZMD04/466337-004	Machine
ZMD05/466337-005	Talus
ZMD06/466337-006	Marsh
ZMD07/466337-007	Hollow
ZMD08/466337-008	Sycamore
ZMD09/466337-009	Clavicle
ZMD10/466337-010	Billygoat
ZMD11/466337-011	Spindle
ZMD12/466337-012	Lemon
ZMD13/466337-013	Oxeye
ZMD14/466337-014	Henge
ZMD15/466337-015	Goldenrod
ZMD16/466337-016	Cottontail
ZMD17/466337-017	Lioness
ZMD18/466337-018	Oriole
ZMD19/466337-019	Rust
ZMD20/466337-020	Carotene
ZMD21/466337-021	Blush
ZMD22/466337-022	Vermilion
ZMD23/466337-023	Alder
ZMD24/466337-024	Kermes
ZMD25/466337-025	Barberry
ZMD26/466337-026	Petal
ZMD27/466337-027	Valley
ZMD28/466337-028	Odyssey
ZMD29/466337-029	Ballpoint
ZMD30/466337-030	Toile
ZMD31/466337-031	Paradise

Mode continued	
ZMD32/466337-032	Angelfish
ZMD33/466337-033	Denim
ZMD34/466337-034	Crush
ZMD35/466337-035	Jetty
ZMD36/466337-036	Saltwater
ZMD37/466337-037	Mallard
ZMD38/466337-038	Celtic
ZMD39/466337-039	Eucalyptus
ZMD40/466337-040	Bonsai
ZMD41/466337-041	Sassafras
ZMD42/466337-042	Yucca
ZMD43/466337-043	Lichen

Spiral - Maharam	
Workspaces	
66" wide	
100% polyester	
ZS301/901882-001	Chalk
ZS303/901882-003	Wheat
ZS304/901882-004	Mica
ZS305/901882-005	Pavement
ZS306/901882-006	Graphite

- Maharam textiles are on assigned lead times [A](#).
- Fabric numbers are listed as Herman Miller fabric number/Maharam fabric number.

Textile Colors

continued

Price Category E

Article – Maharam	
Ancillary/Seating	
54" wide	
100% vinyl	
ZAT08/458600-008	Marina
ZAT13/458600-013	Flume
ZAT14/458600-014	Storm
ZAT15/458600-015	Toast
ZAT19/458600-019	Fleece
ZAT22/458600-022	Stone
ZAT26/458600-026	Mercury
ZAT29/458600-029	Bluegrass
ZAT31/458600-031	Truffle
ZAT32/458600-032	Gravel
ZAT33/458600-033	Value
ZAT34/458600-034	Tint
ZAT35/458600-035	Snowflake
ZAT36/458600-036	Chalice
ZAT37/458600-037	Trail
ZAT38/458600-038	Pyramid
ZAT39/458600-039	Desert
ZAT40/458600-040	Lei
ZAT41/458600-041	Rouge
ZAT42/458600-042	Karma
ZAT43/458600-043	Opal
ZAT44/458600-044	Periwinkle
ZAT45/458600-045	Vampire
ZAT46/458600-046	Surf
ZAT47/458600-047	Plumage

Flock - Maharam	
Workspaces	
63" wide	
100% polyester	
ZF301/901892-001	Calm
ZF302/901892-002	Course
ZF303/901892-003	Highlight
ZF305/901892-005	Poppy
ZF306/901892-006	Briefcase
ZF307/901892-007	Monkstrap
ZF308/901892-008	Quag
ZF309/901892-009	Pistachio
ZF310/901892-010	Froth
ZF311/901892-011	Celadon
ZF312/901892-012	Highsea
ZF313/901892-013	China
ZF314/901892-014	Victorian
ZF315/901892-015	Commander
ZF316/901892-016	Raven
ZF317/901892-017	Aluminum

Micro – Maharam	
Ancillary	
54" wide	
100% vinyl	
ZMB01/466099-001	Muslin
ZMB04/466099-004	Basalt
ZMB06/466099-006	Phantom
ZMB07/466099-007	Depth
ZMB08/466099-008	Cottage
ZMB09/466099-009	Hunter
ZMB11/466099-011	Tomatillo
ZMB12/466099-012	Brew
ZMB14/466099-014	Tang
ZMB15/466099-015	Risk

Parallel – Maharam	
Workspaces	
66" wide	
100% recycled polyester	
TT03/901180-003	Fog
TT22/901180-022	Sterling
TT23/901180-023	Linen
TT24/901180-024	Pea
TT27/901180-027	Boulder
TT28/901180-028	Stream
TT29/901180-029	Shiitake
TT32/901180-032	Brandy
TT33/901180-033	Crater
TT36/901180-036	Quail

Price Category F

Apt – Maharam	
Ancillary/Seating	
54" wide	
100% polyurethane/silicone	
Ink-resistant protective top coat	
Polyester backing	
82T12/466392-012	Iris
82T13/466392-013	Nocturnal
82T14/466392-014	Fluid
82T15/466392-015	Eden
82T16/466392-016	Galactic
82T17/466392-017	Shoreline
82T18/466392-018	Jade
82T19/466392-019	Garden
82T20/466392-020	Botanic
82T21/466392-021	Chartreuse
82T23/466392-023	Lyric
82T24/466392-024	Turmeric
82T25/466392-025	Bengal
82T26/466392-026	Core
82T27/466392-027	Mantle
82T28/466392-028	Sorbet
82T32/466392-032	Oak
82T33/466392-033	Castle
82T34/466392-034	Follow
82T35/466392-035	Elixir
82T36/466392-036	Charm
82T37/466392-037	Descend
82T38/466392-009	Sketch
82T39/466392-010	Glacier
82T40/466392-031	Fortress
82T41/466392-030	Lotus
82T42/466392-001	Coconut
82T43/466392-011	Cobblestone
82T44/466392-029	Bloom
82T45/466392-022	Crepe
82T46/466392-006	Hickory
82T47/466392-007	Constellation
82T48/466392-008	Labyrinth
82T49/466392-002	Vibe
82T50/466392-003	Stampede
82T51/466392-004	Lumber
82T52/466392-005	Gingerbread

Appendix: Textile Colors

- Maharam textiles are on assigned lead times [A](#).
- Fabric numbers are listed as Herman Miller fabric number/Maharam fabric number.

Price category F continued on next page

continued

continued

Ledger – Maharam	
Ancillary/Seating	
54” wide	
100% polyurethane	
V9G1/463770-001	001
V9G2/463770-002	002
V9G3/463770-003	003
V9G4/463770-004	004
V9GG/463770-017	017
V9GQ/463770-025	025
V9GS/463770-026	026
V9GU/463770-028	028
V9GV/463770-029	029
V9GW/463770-030	030
V9GX/463770-031	031
V9GY/463770-032	032
V9G18/463770-042	042
V9G19/463770-043	043
V9G20/463770-044	044
V9G21/463770-045	045
V9G22/463770-046	046

- Maharam textiles are on assigned lead times **A**.
- Fabric numbers are listed as Herman Miller fabric number/Maharam fabric number.

Textile Colors

continued

Price Category F

continued

Loop - Maharam

Ancillary/Seating
57" wide
48% post-industrial recycled polyester
26% polyester
26% post-consumer recycled polyester
PFOA-Free stain resistant
Acrylic Backing
ZLL01/466469-001 Opossum
ZLL02/466469-002 Foundation
ZLL03/466469-003 Naval
ZLL04/466469-004 Buoyant
ZLL05/466469-005 Mockingbird
ZLL06/466469-006 Dynasty
ZLL07/466469-007 Zori
ZLL08/466469-008 Wildfire
ZLL09/466469-009 Floral
ZLL10/466469-010 Penguin

Multiply - Maharam

Ancillary/Seating
58" wide
57% post-consumer recycled polyester
43% post-industrial recycled polyester
PFOA-Free stain resistant
Acrylic Backing
82A01/466341-001 Winter
82A02/466341-002 Encore
82A03/466341-003 Swing
82A04/466341-004 Contrast
82A05/466341-005 Sterling
82A06/466341-006 Daze
82A07/466341-007 Sway
82A08/466341-008 Sailor
82A09/466341-009 Mystique
82A10/466341-010 Deep
82A11/466341-011 Craft
82A12/466341-012 Town
82A13/466341-013 Limit
82A14/466341-014 Tamale

Pitch - Maharam

Ancillary
54" wide
100% vinyl
ZPC04/466186-004 Pollen
ZPC07/466186-007 Apple
ZPC11/466186-011 Voyage
ZPC12/466186-012 Turquoise
ZPC14/466186-014 Inlet
ZPC15/466186-015 Captain
ZPC16/466186-016 Aura
ZPC17/466186-017 Coastal
ZPC18/466186-018 Fog
ZPC19/466186-019 Coal
ZPC21/466186-021 Mulberry
ZPC24/466186-024 Flame
ZPC26/466186-026 Tumbleweed
ZPC29/466186-029 Subtle
ZPC30/466186-030 Buff

Pepper - Maharam

Ancillary/Seating
58" wide
49% polyester
41% post-industrial recycled polyester
10% post-consumer recycled polyester
PFOA-Free stain resistant
Acrylic Backing
8LW01/466486-001 Dojo
8LW02/466486-002 Marengo
8LW03/466486-003 Harlequin
8LW04/466486-004 Pavlova
8LW06/466486-006 Achioté
8LW07/466486-007 Essence
8LW08/466486-008 Genome
8LW09/466486-009 Myriad
8LW10/466486-010 Terrarium

Scuba - Maharam

Ancillary
54" wide
100% polyurethane
V9B1/464930-001 Vanilla
V9B5/464930-005 Chinchilla
V9B6/464930-006 Mahogany
V9B7/464930-007 Jet
V9B8/464930-008 Charcoal
V9B9/464930-009 Dolphin
V9BA/464930-010 Drizzle
V9BC/464930-012 Conifer
V9BD/464930-013 Bottle
V9BF/464930-015 Tourmaline
V9BG/464930-016 Sapphire
V9BH/464930-017 Electric
V9BL/464930-020 Cabernet
V9BM/464930-021 Brick
V9BN/464930-022 Coral
V9BP/464930-023 Autumn

Strum - Maharam

Ancillary/Seating
54" wide
100% polyurethane with silane-based antimicrobial
Z3301/466122-001 Overcast
Z3302/466122-002 Ridge
Z3304/466122-004 Pigeon
Z3307/466122-007 Bur
Z3308/466122-008 Abalone
Z3312/466122-012 Lemongrass

Price Category G

Compound - Maharam

Ancillary/Seating
54" wide
100% polyurethane with silane-based antimicrobial
ZC201/466196-001 Quartz
ZC203/466196-003 Weathered
ZC204/466196-004 Cliff
ZC205/466196-005 Espresso
ZC206/466196-006 Smolder
ZC207/466196-007 Blaze
ZC208/466196-008 Mandarin
ZC209/466196-009 Maple
ZC210/466196-010 Perennial
ZC211/466196-011 Mountainside
ZC212/466196-012 Tundra
ZC213/466196-013 Manatee
ZC214/466196-014 Marine
ZC215/466196-015 Twilight
ZC216/466196-016 Shelter
ZC217/466196-017 Vessel
ZC218/466196-018 Smoke
ZC219/466196-019 Fog

Fluent Crypton - Maharam

Ancillary
54" wide
52% polyester
31% post-industrial recycled polyester
17% post-consumer recycled polyester
ZFC01/466073-001 Lynx
ZFC12/466073-012 Bayou
ZFC13/466073-013 Bottle
ZFC14/466073-014 Cadet
ZFC22/466073-022 Turf
ZFC24/466073-024 Steady

Price category G continued on next page

Appendix: Textile Colors

- Maharam textiles are on assigned lead times [A](#).
- Fabric numbers are listed as Herman Miller fabric number/Maharam fabric number.

Textile Colors

continued

Price Category G

continued

Fold - Maharam
Seating
54" wide
100% polyurethane
Polyester backing
ZF101/466292-001 Jet
ZF102/466292-002 Chalk
ZF103/466292-003 Smoke
ZF105/466292-005 Fatigue
ZF106/466292-006 Splash
ZF107/466292-007 Apple
ZF108/466292-008 Moss
ZF110/466292-010 Midnight

Gild - Maharam
Ancillary/Seating
54" wide
100% non-phthalate vinyl
Ink-resistant protective top coat
Polyester backing
8AR01/466432-005 Grapevine
8AR02/466432-009 Frosting
8AR03/466432-007 Smokey
8AR04/466432-003 Skylight
8AR05/466432-011 Sandstone
8AR06/466432-004 Hurricane
8AR07/466432-002 Wreath
8AR08/466432-001 Rainforest
8AR09/466432-012 Fudge
8AR10/466432-010 Lantern
8AR11/466432-006 Planet
8AR12/466432-008 Reflection

Pare – Maharam
Ancillary/Seating
54" wide
52% wool
26% polyester
22% nylon
PFOA-free stain resistant finish
ZPR01/466359-001 Polaris
ZPR04/466359-004 Fresco
ZPR06/466359-006 Wink
ZPR07/466359-007 Concord
ZPR08/466359-008 Strawberry
ZPR09/466359-009 Solar
ZPR10/466359-010 Amulet
ZPR11/466359-011 Zest
ZPR12/466359-012 Elmwood
ZPR13/466359-013 Thyme
ZPR17/466359-017 Blueberry

Runner - Maharam
Ancillary/Seating
54" wide
57% post-industrial
recycled polyester
43% post-consumer
recycled polyester
ZRF01/466108-001 Bluff
ZRF03/466108-003 Grove
ZRF04/466108-004 Starboard
ZRF05/466108-005 Plot
ZRF06/466108-006 Carousel

Sudden – Maharam
Ancillary
54" wide
100% polyurethane
ZSD02/463000-002 002
ZSD03/463000-003 003
ZSD05/463000-005 005
ZSD06/463000-006 006
ZSD07/463000-007 007
ZSD08/463000-008 008
ZSD09/463000-009 009
ZSD10/463000-010 010
ZSD11/463000-011 011
ZSD13/463000-013 013
ZSD15/463000-015 015
ZSD16/463000-016 016
ZSD17/463000-017 017
ZSD18/463000-018 018
ZSD19/463000-019 019
ZSD20/463000-020 020
ZSD24/463000-024 024
ZSD27/463000-027 027
ZSD36/463000-036 036

Price Category H

Anagram - Maharam
Ancillary
54" wide
42% cotton
32% polyester
26% nylon
ZAN01/466067-001 Quarry
ZAN02/466067-002 Hush
ZAN03/466067-003 Electric
ZAN04/466067-004 Range
ZAN05/466067-005 Settle

Circles — Maharam
Ancillary/Seating
55" wide
70% cotton
30% polyester
ZT01/458310-001 Khaki
ZT02/458310-002 Fatigue
ZT03/458310-003 Document
ZT04/458310-004 Engine

Dot Pattern — Maharam
Ancillary/Seating
55" wide
71% cotton
29% polyester
ZK01/458300-001 Document
ZK02/458300-002 Taupe
ZK04/458300-004 Red
ZK05/458300-005 Navy

Mechanism – Maharam
Ancillary
54" wide
100% polyester
ZMC01/465952-001 Mercury
ZMC10/465952-010 Pearl
ZMC11/465952-011 Bronze
ZMC13/465952-013 Titanium
ZMC15/465952-015 Tangerine
ZMC17/465952-017 Sprout

Price category H continued on next page

- Maharam textiles are on assigned lead times [A](#).
- Fabric numbers are listed as Herman Miller fabric number/Maharam fabric number.

Textile Colors

continued

Price Category H

continued

Mister – Maharam

Ancillary
54" wide
67% solution-dyed acrylic
33% solution-dyed polyester
ZMG01/466178-001 Breeze
ZMG04/466178-004 Enliven
ZMG05/466178-005 Notice
ZMG06/466178-006 Azurite

Regatta – Maharam

Ancillary
54" wide
65% solution-dyed acrylic
35% solution-dyed polyester
ZRT01/466189-001 Drift
ZRT02/466189-002 Parasol
ZRT04/466189-004 Swell

Small Dot Pattern — Maharam

Ancillary/Seating
55" wide
71% cotton
29% polyester
ZL01/458320-001 Document
ZL02/458320-002 Sand
ZL03/458320-003 Khaki
ZL04/458320-004 Taupe
ZL05/458320-005 Charcoal
ZL06/458320-006 Document
Reverse
ZL07/458320-007 Red
ZL08/458320-008 Yellow
ZL09/458320-009 Green

Price Category I

Colorwheel – Maharam

Ancillary
54" wide
62% cotton
38% solution-dyed
post-industrial recycled nylon
ZCW02/466163-002 Pumice
ZCW03/466163-003 Viridian
ZCW06/466163-006 Charcoal
ZCW07/466163-007 Carbon

Cursive – Maharam

Ancillary/Seating
54" wide
67% solution-dyed acrylic
33% solution-dyed polyester
PFOA-Free stain resistant
7CW01/466335-001 Fast
7CW03/466335-003 Beachcomb
7CW05/466335-005 Swift
7CW07/466335-007 Inkwell
7CW08/466335-008 Rubber

Passage - Maharam

Ancillary
54" wide
100% polyester
59P01/466614-001 Mirage
59P02/466614-002 Poolside
59P03/466614-003 Cascade
59P04/466614-004 Lacinato
59P05/466614-005 Overstory
59P06/466614-006 Celadon
59P07/466614-007 Echo
59P08/466614-008 Bentonite
59P09/466614-009 Buttercup
59P10/466614-010 Maple
59P11/466614-011 Blossom
59P12/466614-012 Cloudberry
59P13/466614-013 Contessa
59P14/466614-014 Claret
59P15/466614-015 Katana

Study - Maharam

Ancillary/Seating
54" wide
73% solution-dyed acrylic
27% solution-dyed polyester
ZSY01/466269-001 001
ZSY02/466269-002 002
ZSY03/466269-003 003
ZSY04/466269-004 004
ZSY05/466269-005 005

Tracery – Maharam

Ancillary
52" wide
34% solution-dyed nylon
26% wool
21% polyester
19% cotton
acrylic backing
PFOA-free stain resistant finish
ZT501/466372-001 Birch
ZT502/466372-002 Sterling
ZT503/466372-003 Flint
ZT504/466372-004 Indigo
ZT505/466372-005 Arctic
ZT506/466372-006 Kelp
ZT507/466372-007 Melon
ZT508/466372-008 Poppy
ZT509/466372-009 Copper
ZT510/466372-010 Papaya
ZT511/466372-011 Sepia

Price Category J

Fluted Silk – Maharam

Ancillary
54" wide
85% silk
8% cotton
7% acrylic
ZFK02/465982-002 Tarnish
ZFK05/465982-005 Calm
ZFK06/465982-006 Flaxen
ZFK10/465982-010 Noticed
ZFK11/465982-011 Moody
ZFK12/465982-012 Constant
ZFK13/465982-013 Seed
ZFK14/465982-014 Eternal
ZFK15/465982-015 Honor
ZFK17/465982-017 Cranach
ZFK20/465982-020 Discreet

Mikado – Maharam

Ancillary
54" wide
79% cotton
21% polyester
V1901/459330-001 Umber
V1902/459330-002 Orange
V1903/459330-003 Ultramarine
V1904/459330-004 Pink
V1905/459330-005 Sepia

Price category J continued on next page

- Maharam textiles are on assigned lead times [A](#).
- Fabric numbers are listed as Herman Miller fabric number/Maharam fabric number.

Textile Colors

continued

Price Category J

continued

Trestle - Maharam	
Ancillary	
54" wide	
36% acrylic	
32% wool	
23% cotton	
9% polyester	
3WG01/466613-001	Loam
3WG02/466613-002	Rift
3WG03/466613-003	Fuse
3WG04/466613-004	Cumulus
3WG05/466613-005	Strand
3WG06/466613-006	Pomelo
3WG07/466613-007	Tawny
3WG08/466613-008	Sunstone
3WG09/466613-009	Kindling
3WG10/466613-010	Sidecar
3WG11/466613-011	Beak
3WG12/466613-012	Ficus
3WG13/466613-013	Hinge
3WG14/466613-014	Bluefish
3WG15/466613-015	Oblivion

Price Category K

Checker – Maharam	
Ancillary	
55" wide	
77% cotton	
23% polyester	
V1201/459830-001	Emerald Light/ Ivory
V1204/459830-004	Ultramarine/ Emerald
V1206/459830-007	Sienna Dark/ Khaki
V1207/459830-008	Black/White
V1209/459830-009	Ultramarine/ Turquoise
V1210/459830-010	Blue Gray/ Emerald
V1211/459830-011	Olive/Pink
V1212/459830-012	Magenta/ Orange
V1213/459830-013	Crimson/ Orange

Checker Split – Maharam	
Ancillary	
55" wide	
77% cotton	
23% polyester	
V1301/460290-01	Black/White

Double Triangles – Maharam	
Ancillary	
55" wide	
77% cotton	
23% polyester	
V1401/459840-001	Black/White

Facets – Maharam	
Ancillary	
55" wide	
77% cotton	
23% polyester	
V1501/459850-001	Black/White

Isa – Maharam	
Ancillary	
59" wide	
85% wool	
15% nylon	
VKZ01/466624-001	Bashful
VKZ02/466624-002	Median
VKZ03/466624-003	Observe
VKZ04/466624-004	Plains
VKZ05/466624-005	Drawn
VKZ06/466624-006	Connect
VKZ07/466624-007	Fennel
VKZ08/466624-008	Skyward
VKZ09/466624-009	Oceanic
VKZ10/466624-010	Neptune
VKZ11/466624-011	Sprint
VKZ12/466624-012	Ledge
VKZ13/466624-013	Surround
VKZ14/466624-014	Foretell
VKZ15/466624-015	Lory
VKZ16/466624-016	Dear
VKZ17/466624-017	Foxtrot
VKZ18/466624-018	Sincere
VKZ19/466624-019	Begonia

Optik – Maharam	
Ancillary	
55" wide	
76% cotton	
24% polyester	
ZQP01/459960-001	Sun Yellow/ Orange
ZQP06/459960-006	White/Black

Unisol – Maharam	
Ancillary	
55" wide	
61% rayon	
21% polyester	
18% cotton	
ZUN01/461160-001	Black/ White

Price Category L

Exaggerated Plaid – Maharam	
Ancillary	
59" wide	
100% wool	
ZEP01/466039-001	Glen
ZEP02/466039-002	Brae
ZEP03/466039-003	Firth

Geometri – Maharam	
Ancillary	
55" wide	
77% cotton	
23% polyester	
ZGM02/459970-002	Red/ Carmine
ZGM03/459970-003	Lilac/Blue
ZGM04/459970-004	White/ Black

Jacobs Coat – Maharam	
Ancillary	
54" wide	
92% wool	
8% nylon	
V1601/462270-001	Multicolored Bright *
V1602/462270-002	Multicolored Neutral

* Color available on Girard Color Wheel Ottoman.

Millerstripe – Maharam	
Ancillary	
54" wide	
92% wool	
8% rayon	
V1701/462250-001	Multicolored Bright
V1702/462250-002	Multicolored Neutral

Price category L continued on next page

- Maharam textiles are on assigned lead times [A](#).
- Fabric numbers are listed as Herman Miller fabric number/Maharam fabric number.

Textile Colors

continued

Price Category L

continued

Minicheck - Maharam
Seating
55" wide
78% cotton
22% polyester
PFOA-Free stain resistant finish
ZMK01/466268-001 Black/ White

Monk's Wool – Maharam
Ancillary
54" wide
96% wool
4% nylon
ZMW01/457301-001 Tusk
ZMW03/457301-003 Slate
ZMW05/457301-005 Cherokee

Pebble Wool – Maharam
Ancillary
54" wide
90% wool
10% nylon
ZPW01/457401-001 Birch
ZPW10/457401-010 Cottage
ZPW13/457401-013 Eggshell
ZPW14/457401-014 Whisper
ZPW15/457401-015 Ceramic
ZPW16/457401-016 Seamist
ZPW17/457401-017 Armory
ZPW18/457401-018 Glaze
ZPW19/457401-019 Cordial

Pebble Wool Multi – Maharam
Ancillary
54" wide
97% wool
3% nylon
ZPM01/461200-001 Fawn
ZPM02/461200-002 Slate
ZPM05/461200-005 Moss
ZPM06/461200-006 Tabasco

Quatrefoil – Maharam
Ancillary
54" wide
75% cotton
25% nylon
V2101/459350-001 Silver
V2102/459350-002 Pink
V2103/459350-003 Crimson
V2104/459350-004 Emerald
V2105/459350-005 Violet

Repeat Classic Stripe – Maharam
Ancillary
55" wide
47% cotton
27% rayon
26% polyester
ZRS01/462170-001 Inca
ZRS02/462170-002 Pistachio
ZRS03/462170-003 Poppy
ZRS04/462170-004 Cadet
ZRS05/462170-005 Peacock

Repeat Dot Ring – Maharam
Ancillary
55" wide
75% cotton
25% polyester
ZRR01/462150-001 Gold
ZRR04/462150-004 Pink
ZRR05/462150-005 Coral
ZRR07/462150-007 Gold
Reverse
ZRR10/462150-010 Pink
Reverse
ZRR11/462150-011 Coral
Reverse

Stripes - Maharam
Ancillary
56" wide
92% wool
8% nylon
ZSP01/463980-001 001
ZSP02/463980-002 002
ZSP03/463980-003 003
ZSP04/463980-004 004
ZSP05/463980-005 005
ZSP06/463980-006 006
ZSP07/463980-007 007
ZSP08/463980-008 008
ZSP09/463980-009 009
ZSP10/463980-010 010

Toostripe – Maharam
Ancillary
54" wide
92% wool
8% nylon
V2201/462260-001 Orange Dark/ Crimson Dark
V2202/462260-002 Black/ Raw Umber
V2203/462260-003 Ochre Dark/ Sienna

Price Category M

Fruit - Maharam
Seating
54" wide
55% cotton
32% nylon
13% post-consumer recycled polyester
PFOA-Free stain resistant finish
Acrylic backing
ZF201/466262-001 Opal
ZF202/466262-002 Lime
ZF203/466262-003 Olive
ZF204/466262-004 Sky
ZF207/466262-007 Russet

Names – Maharam
Ancillary
55" wide
73% cotton
27% polyester
V1801/462510-001 Crimson On White
V1802/462510-002 Ultramarine On White
V1803/462510-003 Black On White

Price category M continued on next page

Appendix: Textile Colors

- Maharam textiles are on assigned lead times [A](#).
- Fabric numbers are listed as Herman Miller fabric number/Maharam fabric number.

Textile Colors

continued

Appendix: Textile Colors

Price Category M

continued

Ottoman Stripe – Maharam		
Ancillary		
58" wide		
92% wool		
8% nylon		
ZQN01/466142-001	Brass	
ZQN02/466142-002	Cocoa	
ZQN03/466142-003	Dusk	
ZQN04/466142-004	Pistachio	
ZQN05/466142-005	Apricot	

Pressed Plaid – Maharam		
Ancillary		
54" wide		
100% wool		
T1101/466181-001	001	
T1102/466181-002	002	
T1103/466181-003	003	
T1104/466181-004	004	
T1105/466181-005	005	
T1106/466181-006	006	

Wool Striae – Maharam		
Ancillary		
54" wide		
100% wool		
T1201/466184-001	001	
T1202/466184-002	002	
T1203/466184-003	003	
T1204/466184-004	004	
T1205/466184-005	005	
T1206/466184-006	006	
T1207/466184-007	007	

Price Category N

Alpaca Epinglé - Maharam		
Ancillary		
55" wide		
100% alpaca		
ZAE01/465902-001	Vellum	
ZAE02/465902-002	Slate	
ZAE06/465902-006	Graphite	
ZAE07/465902-007	Beignet	

Alpaca Velvet - Maharam		
Ancillary		
54" wide		
100% alpaca		
ZAV01/465901-001	Alpine	
ZAV06/465901-006	Charcoal	
ZAV07/465901-007	Pewter	
ZAV08/465901-008	Squash	
ZAV09/465901-009	Wallaby	
ZAV10/465901-010	Brunia	

Bespoke Stripe - Maharam		
Ancillary		
56" wide		
100% wool		
ZBP01/463540-001	Navy	
ZBP02/463540-002	Tobacco	
ZBP03/463540-003	Chocolate	
ZBP04/463540-004	Charcoal	
ZBP05/463540-005	Black	
ZBP06/463540-006	Pewter	

Herringbone Stripe - Maharam		
Ancillary		
57" wide		
100% wool		
ZKP01/465945-001	Granite	
ZKP02/465945-002	Espresso	
ZKP03/465945-003	Graphite	
ZKP04/465945-004	Indigo	
ZKP05/465945-005	Raven	

Price Category O

Point – Maharam		
Ancillary		
53" wide		
97% rayon		
3% nylon		
ZPT01/466090-001	Ivory and Ember	
ZPT02/466090-002	Black and Coral	
ZPT03/466090-003	Slate and Khaki	
ZPT04/466090-004	Black and Cobalt	
ZPT05/466090-005	Black and Khaki	
ZPT06/466090-006	Slate and Mandarin	
ZPT07/466090-007	Slate and Black	
ZPT08/466090-008	Brick and Greige	
ZPT09/466090-009	Gold and Black	
ZPT10/466090-010	Greige and Peat	
ZPT11/466090-011	Peat and Mandarin	
ZPT12/466090-012	Crimson	
ZPT13/466090-013	Mandarin	
ZPT14/466090-014	Citrus	
ZPT15/466090-015	Grass	
ZPT16/466090-016	Cyan	
ZPT17/466090-017	Cobalt	

Wool Velvet - Maharam		
Ancillary		
54" wide		
100% wool		
ZWV01/466120-001	Plush	
ZWV02/466120-002	Subdue	
ZWV03/466120-003	Flagstone	
ZWV04/466120-004	Nori	
ZWV06/466120-006	Bridle	
ZWV07/466120-007	Covert	
ZWV08/466120-008	Gateway	

Bavaria Stripe – Maharam		
Ancillary		
55" wide		
77% polyester		
23% cotton		
ZBS02/466161-002	Unique	

- Maharam textiles are on assigned lead times. [A](#)
- Fabric numbers are listed as Herman Miller fabric number/Maharam fabric number.

Textile Colors

continued

Price Category P

Big Stripe – Maharam	
Ancillary	
55" wide	
92% wool	
8% nylon	
ZBR01/466174-001	Peacock
ZBR02/466174-002	Spring
ZBR03/466174-003	Umber
ZBR04/466174-004	Poppy
ZBR05/466174-005	Cobalt

Epinglé Stripe - Maharam	
Ancillary	
50" wide	
100% cotton	
ZES01/466007-001	Caramel
ZES02/466007-002	Lead
ZES03/466007-003	Violet
ZES04/466007-004	Mahogany
ZES05/466007-005	Olive

Layers Garden – Maharam	
Ancillary	
52" wide	
96% wool	
3% nylon	
1% polyester	
ZLY01/465916-001	Ivy/Bronze
ZLY02/465916-002	Putty/ Turquoise
ZLY03/465916-003	Pewter/ White
ZLY04/465916-004	Chocolate/ Lilac
ZLY05/465916-005	Peat/Copper

Layers Park – Maharam	
Ancillary	
52" wide	
95% wool	
3% nylon	
2% polyester	
ZLP01/465918-001	Ash/Snow
ZLP02/465918-002	Mineral/Sky
ZLP03/465918-003	Poppy/ Melon
ZLP04/465918-004	Indigo/ White
ZLP05/465918-005	Earth/Cobalt

Layers Vineyard Large – Maharam	
Ancillary	
52" wide	
95% wool	
3% nylon	
2% polyester	
ZLV01/465921-001	Ivory/Onyx
ZLV02/465921-002	Slate/Azure
ZLV03/465921-003	Loden/Sky
ZLV04/465921-004	Taupe/ Crimson
ZLV05/465921-005	Black/ Mahogany

Layers Vineyard Small – Maharam	
Ancillary	
52" wide	
92% wool	
5% polyester	
3% nylon	
ZLS01/465920-001	Ochre/White
ZLS02/465920-002	Scarlet/ Peony
ZLS03/465920-003	Taupe/Violet
ZLS04/465920-004	Jade/ Turquoise
ZLS05/465920-005	Ginger/Rose

Mohair Supreme - Maharam	
Ancillary	
54" wide	
100% mohair	
ZMS02/451801-072	Stonehenge
ZMS06/451801-112	Slate *
ZMS07/451801-113	Rich Chocolate *
ZMS09/451801-126	Cayenne
ZMS10/451801-127	Cognac
ZMS12/451801-129	Peat *
ZMS15/451801-133	Abyss
ZMS16/451801-134	Intrigue
ZMS18/451801-136	Lupine *
ZMS28/451801-146	League
ZMS29/451801-147	Armory *
ZMS32/451801-150	Capiz
ZMS33/451801-151	Underneath
ZMS34/451801-152	Crescent
ZMS35/451801-153	National
ZMS36/451801-154	Rooftop
ZMS37/451801-155	Skewer
ZMS38/451801-156	Party
ZMS39/451801-157	Keepsake
ZMS40/451801-158	Travel
ZMS41/451801-159	Estate
ZMS42/451801-160	Grassland
ZMS43/451801-161	Limoncello
ZMS44/451801-162	Mango
ZMS45/451801-163	Doll
ZMS46/451801-164	Carousel
ZMS47/451801-165	Palette
ZMS48/451801-166	Brandy
ZMS49/451801-167	Aristocrat
ZMS50/451801-168	Soulmate
ZMS51/451801-169	Rosette
ZMS52/451801-170	Aviator
ZMS53/451801-171	Penny

* Colors available on Eames Lounge Chair and Ottoman.

Price Category Q

A Band Apart – Maharam	
Ancillary	
56" wide	
75% polyester	
25% cotton	
ZAB01/466000-001	Unique

Brushed Camel – Maharam	
Ancillary	
58" wide	
100% baby camel hair	
ZBA01/465977-001	Albino
ZBA02/465977-002	Natural

Deconstructed Rose – Maharam	
Ancillary	
55" wide	
65% polyester	
32% cotton	
3% rayon	
ZDS01/466086-001	Golden
ZDS02/466086-002	Vivid
ZDS03/466086-003	Earthen

Massive Paisley – Maharam	
Ancillary	
57" wide	
76% polyester	
24% cotton	
ZMV01/465915-001	Ash
ZMV03/465915-003	Cardinal
ZMV06/465915-006	Night

The Firm – Maharam	
Ancillary	
56" wide	
75% polyester	
25% cotton	
ZTF03/465999-003	Unique

- Maharam textiles are on assigned lead times. ^A
- Fabric numbers are listed as Herman Miller fabric number/Maharam fabric number.

Textile Colors

continued

Appendix: Textile Colors

Price Category R

Borders – Maharam	
Ancillary	
53” wide	
98% wool	
2% polyester	
ZBB01/466082-001 Natural	
ZBB02/466082-002 Greige	
ZBB03/466082-003 Charcoal	
ZBB04/466082-004 Walnut	
Stow Leather - Maharam	
Ancillary	
approx. 50 sq. ft. per hide	
100% leather	
protective top coat	
ZSV01/700014-001 Opera	
ZSV02/700014-002 Japonica	
ZSV03/700014-003 Masquerade	
ZSV04/700014-004 Laguna	
ZSV05/700014-005 Jettison	
ZSV06/700014-006 Razor	
ZSV07/700014-007 Holiday	
ZSV08/700014-008 Patchouli	
ZSV09/700014-009 Macrame	
ZSV10/700014-010 Grace	
ZSV11/700014-011 Seraphim	
ZSV12/700014-012 Ricotta	
ZSV13/700014-013 Neroli	
ZSV14/700014-014 Sultana	
ZSV15/700014-015 Sundance	
ZSV16/700014-016 Quince	
ZSV17/700014-017 Babka	
ZSV18/700014-018 Maitake	
ZSV19/700014-019 Mercer	
ZSV20/700014-020 Gaucho	
ZSV21/700014-021 Chia	
ZSV22/700014-022 Vanguard	
ZSV23/700014-023 Zone	
ZSV24/700014-024 Zeppelin	

Stow Leather <i>continued</i>	
ZSV25/700014-025 Clandestine	
ZSV26/700014-026 Raven	
ZSV27/700014-027 Cabana	
ZSV28/700014-028 Rime	
ZSV29/700014-029 Forsythia	
ZSV30/700014-030 Panthera	
ZSV31/700014-031 Dune	
ZSV32/700014-032 Madera	
ZSV33/700014-033 Russet	
ZSV34/700014-034 Gala	
ZSV35/700014-035 Heron	

Price Category S

Bavaria – Maharam	
Ancillary	
55” wide	
73% polyester	
27% cotton	
ZBV01/466162-001 Unique	

Price Category T

All Grain Leather – Edelman	
Ancillary	
approx. 50 sq. ft. per hide	
100% full-grain Aniline-dye cowhide	
VB01/AG01	Pitch Brown
VB02/AG02	White
VB03/AG03	Cloud
VB04/AG04	Shadow
VB05/AG05	Black
VB06/AG06	Baked Bean
VB07/AG07	Mildew
VB08/AG08	Soot
VB09/AG09	Blue Jeans
VB10/AG10	Merlot
VB11/AG11	Nutmeg
VB12/AG12	Butter
VB13/AG13	Cherry
VB14/AG14	Burnt Orange
VB15/AG15	Whiskey
VB17/AG17	Raw Silk
VB18/AG18	Balsa
VB19/AG19	Naturale
VB21/AG21	Greige
VB22/AG27	Latte
VB23/AG28	Coral
VB24/AG29	Rose
VB25/AG30	Zinnia
VB26/AG31	Iris
VB27/AG32	Daffodil
Hours – Maharam	
Ancillary	
56” wide	
95% wool	
3% nylon	
2% rayon	
ZKR01/466092-001	Day
ZKR02/466092-002	Night

- Maharam textiles are on assigned lead times. ^A
- Fabric numbers are listed as Herman Miller fabric number/Maharam fabric number.

Textile Colors

continued

Price Category U	Price Category V-W	Price Category X	Price Category Y
<div><div>Layers Garden Double – Maharam</div><div>Ancillary 52” wide 96% wool 3% nylon 1% polyester</div><div>ZLD01/465917-001 Ash/ Quartz/ Grass</div><div>ZLD02/465917-002 Earth/ Chocolate/ Coral</div><div>ZLD03/465917-003 Black/ Navy/ Cobalt</div></div> <div><div>Layers Park Double – Maharam</div><div>Ancillary 52” wide 96% wool 3% nylon 1% polyester</div><div>ZLB01/465919-001 Mineral/ Taupe/ Lemon</div><div>ZLB02/465919-002 Sienna/ Ginger/ Rose</div><div>ZLB03/465919-003 Black/ Peat/ Copper</div></div>	No fabrics available at this time.	<div><div>Eden – Maharam</div><div>Ancillary 56” wide 83% polyester 17% cotton</div><div>ZED01/466258-001 001</div><div>ZED02/466258-002 002</div><div>ZED03/466258-003 003</div><div>ZED04/466258-004 004</div><div>ZED05/466258-005 005</div></div> <div><div>Foliage – Maharam</div><div>Ancillary 56” wide 75% polyester 25% cotton</div><div>ZFG02/466257-002 002</div><div>ZFG04/466257-004 004</div><div>ZFG05/466257-005 005</div></div>	<div><div>Industry – Maharam</div><div>Ancillary 55” wide 80% polyester 20% cotton</div><div>ZND01/466255-001 001</div></div>

- Maharam textiles are on assigned lead times. A
- Fabric numbers are listed as Herman Miller fabric number/Maharam fabric number.

Textile Colors

continued

Price Category Z

Agency – Maharam	
Ancillary	
55" wide	
75% polyester	
25% cotton	
ZAG02/466001-002	002
ZAG04/466001-004	004
ZAG05/466001-005	005
ZAG06/466001-006	006
ZAG07/466001-007	007
ZAG08/466001-008	008

Price Category 10M

Pace Leather – Maharam	
Ancillary	
approx. 50 sq. ft. per hide	
100% leather	
ZPA01/700011-001	Whisper
ZPA02/700011-002	Shy
ZPA03/700011-003	Granite
ZPA04/700011-004	Misty
ZPA05/700011-005	Studio
ZPA06/700011-006	Throne
ZPA07/700011-007	Proper
ZPA08/700011-008	Huron
ZPA09/700011-009	Darkroom
ZPA10/700011-010	Bark
ZPA11/700011-011	Raspberry
ZPA12/700011-012	Sangria
ZPA13/700011-013	Admiral
ZPA14/700011-014	Juniper
ZPA15/700011-015	Regal
ZPA16/700011-016	Vapor
ZPA17/700011-017	Valley
ZPA18/700011-018	Bushel
ZPA19/700011-019	Heirloom
ZPA20/700011-020	Palomino
ZPA21/700011-021	Bamboo
ZPA22/700011-022	Saffron
ZPA23/700011-023	Tearose
ZPA24/700011-024	Canyon
ZPA25/700011-025	Bistro
ZPA26/700011-026	Toffee
ZPA27/700011-027	Rodeo
ZPA28/700011-028	Mudslide
ZPA29/700011-029	Greige
ZPA30/700011-030	Reflection
ZPA31/700011-031	Pure
ZPA32/700011-032	Desert
ZPA33/700011-033	Griffin
ZPA34/700011-034	Urbane
ZPA35/700011-035	Woodrose

- Maharam textiles are on assigned lead times. [A](#)
- Fabric numbers are listed as Herman Miller fabric number/Maharam fabric number.

For more information about our products and services or to see a list of dealers, please visit us at HermanMiller.com or call (800) 851 1196.

© 2025 Herman Miller, Inc., Zeeland, Michigan

Distribution Rights

Working together since 1956, Herman Miller and Vitra are the authentic sources of designs by Charles and Ray Eames, Alexander Girard, and George Nelson. All the designs shown in this book are protected by law. Herman Miller has obtained all rights to make and sell these designs. Also, Herman Miller holds exclusive worldwide manufacturing and distribution rights for these products with the following exceptions:

Charles and Ray Eames, George Nelson, and Alexander Girard—Worldwide distribution rights for furniture in all areas except Europe and the Middle East. For those areas, please contact Vitra.

Isamu Noguchi—Worldwide distribution rights for the Noguchi Rudder Table. Distribution rights for the Noguchi Table in North America and Central America only. For all other areas, please contact Vitra.

Magis—Exclusive distribution rights in the US and Canada. For all other areas, please contact Magis.

© HermanMiller, 3D Intelligent, 8Z Pellicle, AO, Action Office, Aeron, Aside, Bubble Lamps, Canvas Office Landscape, Caper, Celle, Cosm, Co/Struc, Daisyone, Distil, Eames, Eco-Dematerialized, Embody, Envelop, Ethospace, Exclave, Fine-Tune, FlexFront, Flo, Formcoat, Formwork, Ground Cloth, Intent, Kinemat, Layout Studio, Lino, Live Unframed, Living Office, Maharam, Meridian, Mirra, Motia, Nelson, Pari, Pellicle, Perspectives, Plex, PostureFit, PostureFit SL, Public Office Landscape, Sayl, Setu, Striad, Tu, Ubi, Verus, Wishbone, Y-Tower and Zeph are among the registered trademarks of Herman Miller, Inc., and its owned subsidiaries.

™ About Face, AireWeave, Airia, Ambit, Asari Chair by HermanMiller, Backfit, Bubbletack, Burdick Group, Butterfly Back, Canvas Vista, Cellular Suspension, Commend, Compass, Connect, DOT, Duracare, Durawrap, EnhancedAccess, Everywhere, Flex-Edge, Flute, Harmonic, Headway, Herman Miller Select, Hopsak 2, Iota, Keyless Entry, Latitude, Logic Mini, Logic Power Access Solutions, Lyris, Lyris 2, Made-to-Measure Storage, Mora, Multiscrim, Nevi, OE1, OE1 Workspace Collection, Overlay, Pixelated Support, Pronta, Renew, Sense, Soft Pad, Stackable, Stackable Storage, Swoop, Thrive, Tone, TriFlex, Twist and Wireframe are among the trademarks of Herman Miller, Inc., and its owned subsidiaries.

SM Herman Miller Options is among the service marks of Herman Miller, Inc.

AAP™ is a trademark of Extron Electronics.

Alexander Girard® is a registered trademark of The Alexander Girard Estate.

Chemsurf® is a registered trademark of Wilsonart International.

Corian® is a registered trademark of E. I. du Pont de Nemours and Company Corporation.

Crypton® is a registered trademark of Crypton, Inc.

DACRON® is a registered trademark of INVISTA S.a r.l.

Danzer® is a registered trademark of Danzer Holding AG.

Decora® is a registered trademark of Leviton Manufacturing Co., Inc.

Edelman® Leather is a registered trademark of Edelman Leather, Inc.

Extron® is a registered trademark of RGB Systems, Inc.

FENIX NTM® is a registered trademark of Arpa Industriale S.p.A.

FLEXNET™ is a trademark of Milliken & Company.

Floor Saver Glide® is a registered trademark of Carpin Manufacturing, Inc.

Forest Stewardship Council® is a registered trademark of the Forest Stewardship Council A.C. (FSC). We are FSC® certified (FSC® C102895).

FSC® is a registered trademark of the Forest Stewardship Council A.C. (FSC).

Geiger® is a registered trademark, and Bumper™, Saiba™, and Ward Bennett™ are trademarks, of Geiger International.

Hang-It-All® is a registered trademark of Lucia Eames Demetrios, d.b.a. Eames Office.

Holophane® is a registered trademark of Holophane.

Ingeo™ is a trademark of Cargill Dow LLC.

iPad® and Mac mini® are registered trademarks of Apple Inc.

Leviton® is a registered trademark of Leviton Manufacturing Co., Inc.

LifeSize® is a registered trademark of LifeSize Communications, Inc.

Lisocore® is a registered trademark of Pyrus Panels GmbH.

Logitech G® is a registered trademark of Logitech International S.A.

Magis®, Bombo®, and Me Too® are registered trademarks of Magis S.p.A.

MicrobeCare™ is a trademark of Parasol Medical LLC.

Microsoft® and Natural® Keyboard are registered trademarks of Microsoft Corporation.

Noguchi® and the Noguchi table configuration (trade dress) are registered trademarks, and Rudder Table™ is a trademark, of The Isamu Noguchi Foundation and Garden Museum.

Place Textiles® is a registered trademark of Place Textiles.

Sunbrella® is a registered trademark of Glen Raven, Inc.

SuperSeat™ is a trademark of Dahti Seating, a division of ITW.

Valor™ is among the trademarks owned by Nemschoff, Inc.