

KEILHAUER

Spec Sheet

Dais



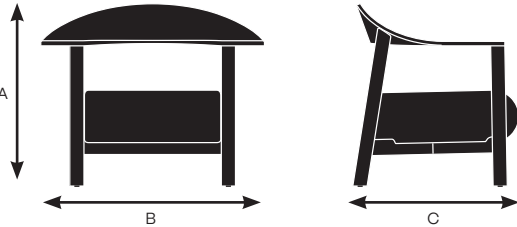
Dais Specifications

Design by Form Us With Love
Made by Keilhauer

91000 Lounge chair with 4-leg ash base	
Seat	
Seat Height	16"
Seat Width	23"
Seat Depth	24"
Seat Pan Angle	1.25°
Back	
Backrest Height	15"
Backrest Width	23.5"
Backrest Angle	110°
Backrest to Seat Angle	108.75°
Arm	
Arm Height	8.25"
Armrest Length	10.25"
Armrest Width	7"
Armrest Set Back	2.25"
Width Between Armrests	23.5"
Arm Height from Floor	24.25"

Model 91000

A. Overall Height	30.5"
B. Overall Width	37.5" A
C. Overall Depth	27.75"



Construction Material	
Upholstered Seat	CFC free molded foam, rubber webbing
Seat Decking	Engineered plywood
Back	Engineered plywood
Legs	Ash, 1010 steel
Glides	Butadiene co-polymer

KEILHAUER

Dais Specifications

Design by Form Us With Love
Made by Keilhauer

Base Finishes




AHB - Blue




AHC - Chartreuse



AHF - Fog



AHG - Dark Gray



AHM - Midnight



AHN - Natural Ash



AHP - Pink



AHS - Snow



AHW - Walnut on
Ash



AHY - Yellow