

# KEILHAUER

Spec Sheet

# Electric



# Electric Specifications

Design by Bendtsen Design Associates  
Made by Keilhauer

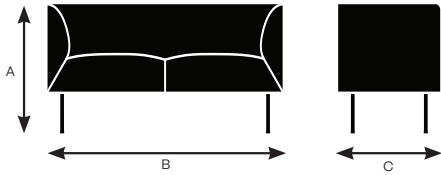
Seat	92000 2 seater sofa	92010 3 seater sofa
Seat Height	17"	17"
Seat Width	51.75"	83.25"
Seat Depth	21.5"	21.5"
Seat Pan Angle	0°	0°

Back		
Backrest Height	10.75"	10.75"
Backrest Width	51.75"	83.25"
Backrest Angle	104°	104°
Backrest to Seat Angle	104°	104°

Arms		
Arm Height	10.75"	10.75"
Armrest Length	18"	18"
Armrest Width	2.5"	2.5"
Armrest Set Back	0°	0°
Width Between Armrests	51"	82.5"
Arm Height from Floor	27.75"	27.75"

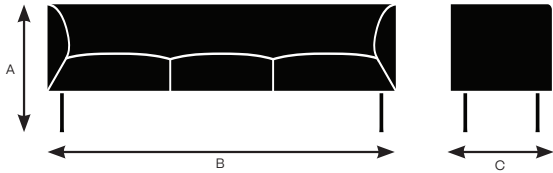
## Model 92000

A. Overall Height	27.75"
B. Overall Width	64"
C. Overall Depth	28.25"



## Model 92010

A. Overall Height	27.75"
B. Overall Width	95.25"
C. Overall Depth	28.25"



## Construction Material

Seat	Engineered plywood CFC free polyurethane cut foam with steel springs
Back	Engineered plywood and AISI 1020 CRS 3/16" and 1/4" thick steel
Seat Decking	Engineered plywood
Foam	CFC free polyurethane cut foam
Legs	AISI 1020 CRS
Glides	High density polyethylene

KEILHAUER

# Electric Specifications

Design by Bendtsen Design Associates  
Made by Keilhauer

## Base Finishes



PC00 – Nickel



PC01 – Onyx



PC05 – Shale




PC22 - Matte White



PC23 - Dark Gray



PC24 – Warm Gray



PC27 – Bronze



Chrome

## Power

Power unit is available for a \$510 upcharge. Undermount power unit includes 2 power, 1 USB-A and 1 USB-C in the middle of the sofa.

# KEILHAUER