

# KEILHAUER

Spec Sheet

# Epix



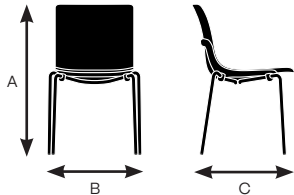
# Epix Specifications

Design by Form Us With Love  
Made by Keilhauer

	76200 Side chair with a plastic shell and 4-leg steel base	76210 Side chair with a formed felt shell and 4-leg steel base	76220 Side chair with a plastic shell, upholstered seat pad and 4-leg steel base	76260 Side chair, formed felt shell with seat pad, 4-leg steel base
Seat				
Seat Height	18"	18"	18.5"	18.5"
Seat Width	16.5"	16.5"	16.5"	16.5"
Seat Depth	17.5"	17.5"	17.5"	17.5"
Seat Pan Angle	11.5°	11.5°	11.5°	11.5°
Back				
Backrest Height	17.5"	17.5"	17.5"	17.5"
Backrest Width	16.5"	16.5"	16.5"	16.5"
Backrest Angle	101°	101°	101°	101°
Backrest to Seat Angle	89.5°	89.5°	89.5°	89.5°
Stacking				
Stacking on Floor	6	6	6	6
Overall Height (Floor)	43"	43"	43"	43"
Overall Width (Floor)	20"	20"	20"	20"
Overall Depth (Floor)	32"	32"	32"	32"
Stacking on Dolly	10	10	10	10
Overall Height (Dolly)	59"	59"	59"	59"
Overall Width (Dolly)	24.5"	24.5"	24.5"	20"
Overall Depth (Dolly)	41.5"	41.5"	41.5"	41.5"

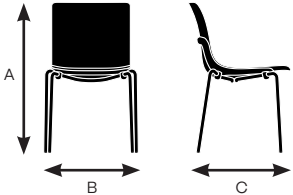
## Model 76200

A. Overall Height	32"
B. Overall Width	20"
C. Overall Depth	21.5"



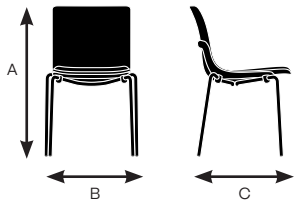
## Model 76210

A. Overall Height	32"
B. Overall Width	20"
C. Overall Depth	21.5"



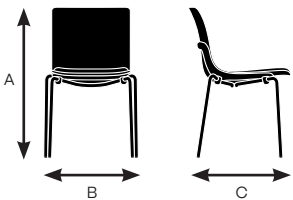
## Model 76220

A. Overall Height	32"
B. Overall Width	20"
C. Overall Depth	21.5"



## Model 76260

A. Overall Height	32"
B. Overall Width	20"
C. Overall Depth	21.5"



## Construction Material

Body	Polypropylene or 1500gr with 70% BICO Fiber PET Felt
Seat Pad and Cushioning	Thermoplastic standard blend used is 50% consumer and 50% post industrial PP/PE and CFC Free Polyurethane Flex Foam
Frame and Arms	Cast Aluminum ADC12
Base	AISI 1020 Cold Rolled Steel

KEILHAUER

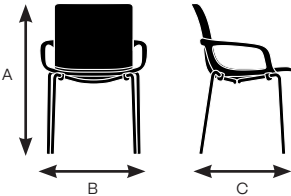
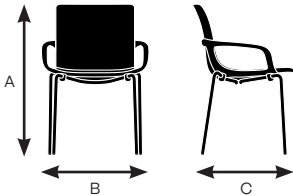
# Epix Specifications

Design by Form Us With Love  
Made by Keilhauer

	76230 Side chair with a plastic shell, arms and 4-leg steel base	76240 Side chair with a formed felt shell, arms and 4-leg steel base	76250 Side chair with a plastic shell, upholstered seat pad, arms and 4-leg steel base	76270 Side chair with a formed felt shell, arms, seatpad and 4-leg steel base
Seat				
Seat Height	18"	18"	18.5"	18.5"
Seat Width	16.5"	16.5"	16.5"	16.5"
Seat Depth	17.5"	17.5"	17.5"	17.5"
Seat Pan Angle	11.5°	11.5°	11.5°	11.5°
Back				
Backrest Height	17.5"	17.5"	17.5"	17.5"
Backrest Width	16.5"	16.5"	16.5"	16.5"
Backrest Angle	101°	101°	101°	101°
Backrest to Seat Angle	89.5°	89.5°	89.5°	89.5°
Arm				
Arm Height	7.5"	7.5"	7.5"	7.5"
Armrest Length	10"	10"	10"	10"
Armrest Width	1"	1"	1"	1"
Armrest Set Back	6.25"	6.25"	6.25"	6.25"
Width Between Armrests	19.5"	19.5"	19.5"	19.5"
Arm Height from Floor	24"	24"	24"	24"
Stacking				
Stacking on Floor	5	5	5	6
Overall Height (Floor)	40.5"	40.5"	40.5"	43"
Overall Width (Floor)	22.25"	22.25"	22.25"	20"
Overall Depth (Floor)	29.75"	29.75"	29.75"	32"
Stacking on Dolly	5	5	5	10
Overall Height (Dolly)	46"	46"	46"	59"
Overall Width (Dolly)	24.5"	24.5"	24.5"	20"
Overall Depth (Dolly)	34.75"	34.75"	34.75"	41.5"

## Model 76230

A. Overall Height	32"
B. Overall Width	22.25"
C. Overall Depth	21.5"

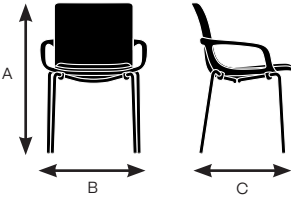
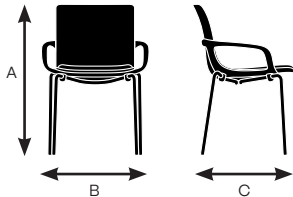


## Model 76240

A. Overall Height	32"
B. Overall Width	22.25"
C. Overall Depth	21.5"

## Model 76250

A. Overall Height	32"
B. Overall Width	22.25"
C. Overall Depth	21.5"



## Model 76270

A. Overall Height	32"
B. Overall Width	20"
C. Overall Depth	21.5"

## Construction Material

Body	Polypropylene or 1500gr with 70% BICO Fiber PET Felt
Seat Pad and Cushioning	Thermoplastic standard blend used is 50% consumer and 50% post industrial PP/PE and CFC Free Polyurethane Flex Foam
Frame and Arms	Cast Aluminum ADC12
Base	AISI 1020 Cold Rolled Steel

KEILHAUER

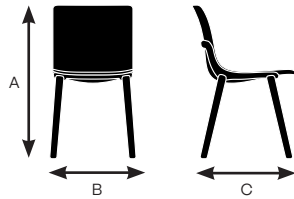
# Epix Specifications

Design by Form Us With Love  
Made by Keilhauer

	76201 Side chair with a plastic shell and ash legs	76202 Side chair with a plastic shell and walnut legs	76211 Side chair with a formed felt shell and ash legs	76212 Side chair with a formed felt shell and walnut legs	76221 Side chair with a plastic shell, upholstered seat pad and ash legs	76222 Side chair with a plastic shell, upholstered seat pad and walnut legs	76261 Side chair, formed felt shell with seatpad, 4-leg ash base	76262 Side chair, formed felt shell with seatpad, 4-leg walnut base
Seat								
Seat Height	18.25"	18.25"	18.25"	18.25"	18.75"	18.75"	18.75"	18.75"
Seat Width	16.5"	16.5"	16.5"	16.5"	16.5"	16.5"	16.5"	16.5"
Seat Depth	17.5"	17.5"	17.5"	17.5"	17.5"	17.5"	17.5"	17.5"
Seat Pan Angle	11.5°	11.5°	11.5°	11.5°	11.5°	11.5°	11.5°	11.5°
Back								
Backrest Height	17.5"	17.5"	17.5"	17.5"	17.5"	17.5"	17.5"	17.5"
Backrest Width	16.5"	16.5"	16.5"	16.5"	16.5"	16.5"	16.5"	16.5"
Backrest Angle	101°	101°	101°	101°	101°	101°	101°	101°
Backrest to Seat Angle	89.5°	89.5°	89.5°	89.5°	89.5°	89.5°	89.5°	89.5°

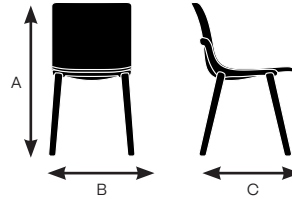
## Model 76201

A. Overall Height	32"
B. Overall Width	20"
C. Overall Depth	21.5"



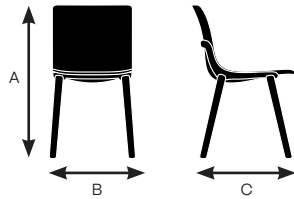
## Model 76202

A. Overall Height	32"
B. Overall Width	20"
C. Overall Depth	21.5"



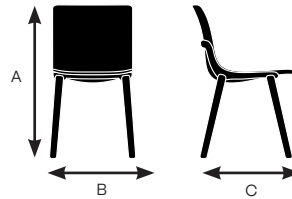
## Model 76211

A. Overall Height	32"
B. Overall Width	20"
C. Overall Depth	21.5"



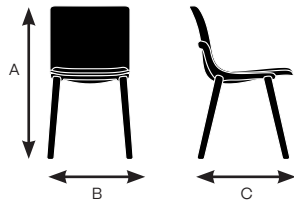
## Model 76212

A. Overall Height	32"
B. Overall Width	20"
C. Overall Depth	21.5"



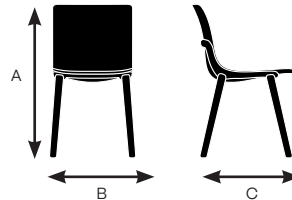
## Model 76221

A. Overall Height	32"
B. Overall Width	20"
C. Overall Depth	21.5"



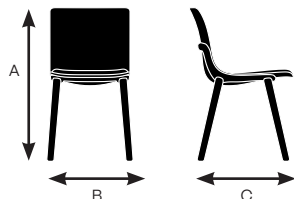
## Model 76222

A. Overall Height	32"
B. Overall Width	20"
C. Overall Depth	21.5"



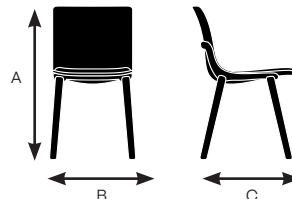
## Model 76261

A. Overall Height	32.25"
B. Overall Width	20"
C. Overall Depth	21.5"



## Model 76262

A. Overall Height	32.25"
B. Overall Width	20"
C. Overall Depth	21.5"



## Construction Material

Body	Polypropylene or 1500gr with 70% BICO Fiber PET Felt
Seat Pad and Cushioning	Thermoplastic standard blend used is 50% consumer and 50% post industrial PP/PE and CFC Free Polyurethane Flex Foam
Frame and Arms	Cast Aluminum ADC12
Base	Hardwood Ash or Walnut

# KEILHAUER

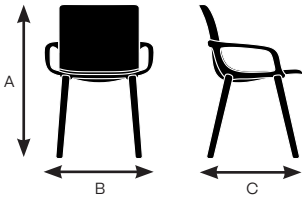
# Epix Specifications

Design by Form Us With Love  
Made by Keilhauer

	76231 Side chair with a plastic shell, arms and ash legs	76232 Side chair with a plastic shell, arms and walnut legs	76251 Side chair with a plastic shell, arms, upholstered seatpad and ash legs	76252 Side chair with a plastic shell, ams, upholstered seat pad and walnut legs
Seat				
Seat Height	18.25"	18.25"	18.75"	18.75"
Seat Width	16.5"	16.5"	16.5"	16.5"
Seat Depth	17.5"	17.5"	17.5"	17.5"
Seat Pan Angle	11.5°	11.5°	11.5°	11.5°
Back				
Backrest Height	17.5"	17.5"	17.5"	17.5"
Backrest Width	16.5"	16.5"	16.5"	16.5"
Backrest Angle	101°	101°	101°	101°
Backrest to Seat Angle	89.5°	89.5°	89.5°	89.5°
Arm				
Arm Height	7.5"	7.5"	7.5"	7.5"
Armrest Length	10"	10"	10"	10"
Armrest Width	1"	1"	1"	1"
Armrest Set Back	6.25"	6.25"	6.25"	6.25"
Width Between Armrests	19.5"	19.5"	19.5"	19.5"
Arm Height from Floor	24.25"	24.25"	24.25"	24.25"

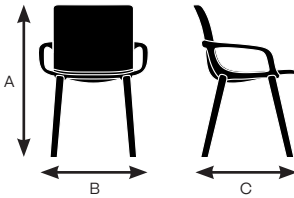
## Model 76231

A. Overall Height	32"
B. Overall Width	22.25"
C. Overall Depth	21.5"



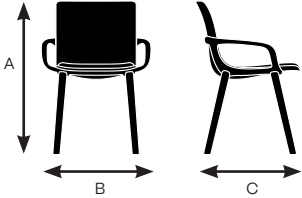
## Model 76232

A. Overall Height	32"
B. Overall Width	22.25"
C. Overall Depth	21.5"



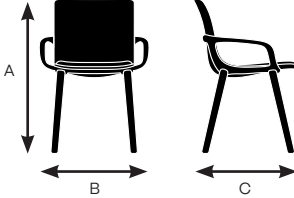
## Model 76251

A. Overall Height	32"
B. Overall Width	22.25"
C. Overall Depth	21.5"



## Model 76252

A. Overall Height	32"
B. Overall Width	22.25"
C. Overall Depth	21.5"



## Construction Material

Body	Polypropylene or 1500gr with 70% BICO Fiber PET Felt
Seat Pad and Cushioning	Thermoplastic standard blend used is 50% consumer and 50% post industrial PP/PE and CFC Free Polyurethane Flex Foam
Frame and Arms	Cast Aluminum ADC12
Base	Hardwood Ash or Walnut

KEILHAUER

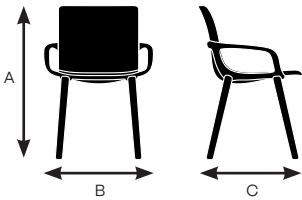
# Epix Specifications

Design by Form Us With Love  
Made by Keilhauer

	76241 Side chair with a formed felt shell, arms and ash legs	76242 Side chair with a formed felt shell, arms and walnut legs	76271 Side chair with a formed felt shell, arms, seatpad and 4-leg ash base	76272 Side chair with a formed felt shell, arms, seatpad and 4-leg walnut base
Seat				
Seat Height	18.25"	18.25"	18.75"	18.75"
Seat Width	16.5"	16.5"	16.5"	16.5"
Seat Depth	17.5"	17.5"	17.5"	17.5"
Seat Pan Angle	11.5°	11.5°	11.5°	11.5°
Back				
Backrest Height	17.5"	17.5"	17.5"	17.5"
Backrest Width	16.5"	16.5"	16.5"	16.5"
Backrest Angle	101°	101°	101°	101°
Backrest to Seat Angle	89.5°	89.5°	89.5°	89.5°
Arm				
Arm Height	7.5"	7.5"	7.5"	7.5"
Armrest Length	10"	10"	10"	10"
Armrest Width	1"	1"	1"	1"
Armrest Set Back	6.25"	6.25"	6.25"	6.25"
Width Between Armrests	19.5"	19.5"	19.5"	19.5"
Arm Height from Floor	24.25"	24.25"	24.25"	24.25"

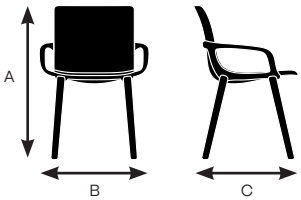
## Model 76241

A. Overall Height	32
B. Overall Width	22.25
C. Overall Depth	21.5



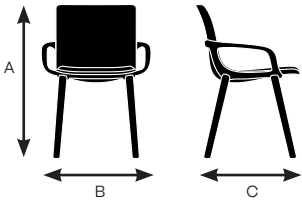
## Model 76242

A. Overall Height	32
B. Overall Width	22.25
C. Overall Depth	21.5



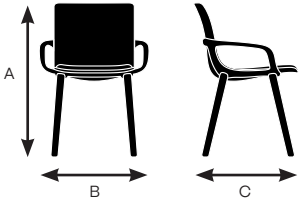
## Model 76271

A. Overall Height	32.25
B. Overall Width	20
C. Overall Depth	21.5



## Model 76272

A. Overall Height	32.25
B. Overall Width	20
C. Overall Depth	21.5



## Construction Material

Body	Polypropylene or 1500gr with 70% BICO Fiber PET Felt
Seat Pad and Cushioning	Thermoplastic standard blend used is 50% consumer and 50% post industrial PP/PE and CFC Free Polyurethane Flex Foam
Frame and Arms	Cast Aluminum ADC12
Base	Hardwood Ash or Walnut

KEILHAUER

# Epix Specifications

Design by Form Us With Love  
Made by Keilhauer

76203  
Side chair with a plastic shell  
and 4-star aluminum base

76213  
Side chair with a formed felt  
shell and 4-star aluminum  
base

76223  
Side chair with a plastic shell,  
upholstered seat pad and  
4-star aluminum base

76263  
Side chair with a formed felt  
shell, seatpad and 4-star  
aluminum base

## Seat

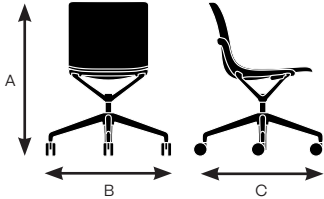
Seat Height	16.5" - 20"	16.5" - 20"	16.5" - 20"	16.5" - 20"
Seat Width	16.5"	16.5"	16.5"	16.5"
Seat Depth	17.5"	17.5"	17.5"	17.5"
Seat Pan Angle	11.5°	11.5°	11.5°	11.5°

## Back

Backrest Height	17.5"	17.5"	17.5"	17.5"
Backrest Width	16.5"	16.5"	16.5"	16.5"
Backrest Angle	101°	101°	101°	101°
Backrest to Seat Angle	89.5°	89.5°	89.5°	89.5°

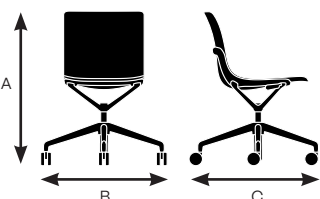
### Model 76203

A. Overall Height	30.5" - 34"
B. Overall Width	25.5"
C. Overall Depth	26.75"



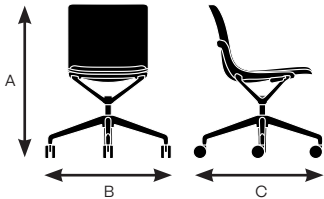
### Model 76213

A. Overall Height	30.5" - 34"
B. Overall Width	25.5"
C. Overall Depth	26.75"



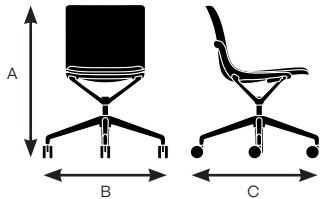
### Model 76223

A. Overall Height	30.5" - 34"
B. Overall Width	25.5"
C. Overall Depth	26.75"



### Model 76263

A. Overall Height	30.5" - 34"
B. Overall Width	25.5"
C. Overall Depth	26.75"



## Construction Material

Body	Polypropylene or 1500gr with 70% BICO Fiber PET Felt
Seat Pad and Cushioning	Thermoplastic standard blend used is 50% consumer and 50% post industrial PP/PE and CFC Free Polyurethane Flex Foam
Frame and Arms	Cast Aluminum ADC12
Base	Cast Aluminum ADC12

KEILHAUER

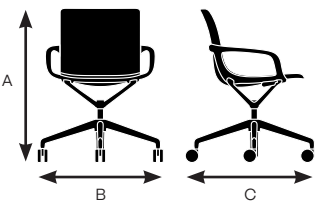
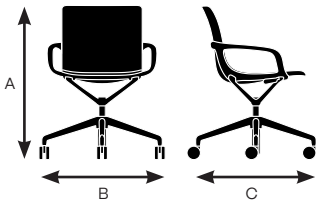
# Epix Specifications

Design by Form Us With Love  
Made by Keilhauer

	76233 Side chair with a plastic shell, arms and 4-star aluminum base	76243 Side chair with a formed felt shell, arms and 4-star aluminum base	76253 Side chair with a plastic shell, upholstered seat pad, arms and 4-star aluminum base	76273 Side chair with a formed felt shell, arms, seatpad and 4-star aluminum base
Seat				
Seat Height	16.5" - 20"	16.5" - 20"	16.5" - 20"	17" - 20.5"
Seat Width	16.5"	16.5"	16.5"	16.5"
Seat Depth	17.5"	17.5"	17.5"	17.5"
Seat Pan Angle	11.5°	11.5°	11.5°	11.5°
Back				
Backrest Height	17.5"	17.5"	17.5"	17.5"
Backrest Width	16.5"	16.5"	16.5"	16.5"
Backrest Angle	101°	101°	101°	101°
Backrest to Seat Angle	89.5°	89.5°	89.5°	89.5°
Arm				
Arm Height	7.5"	7.5"	7.5"	7.5"
Armrest Length	10"	10"	10"	10"
Armrest Width	1"	1"	1"	1"
Armrest Set Back	6.25"	6.25"	6.25"	6.25"
Width Between Armrests	19.5"	19.5"	19.5"	19.5"
Arm Height from Floor	22.5" - 26"	22.5" - 26"	22.5" - 26"	22.5" - 26"

## Model 76233

A. Overall Height	30.5" - 34"
B. Overall Width	25.5"
C. Overall Depth	26.75"

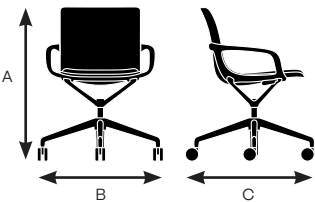
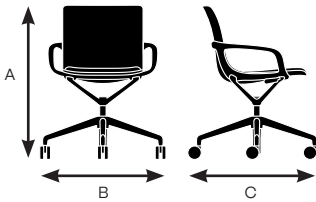


## Model 76243

A. Overall Height	30.5" - 34"
B. Overall Width	25.5"
C. Overall Depth	26.75"

## Model 76253

A. Overall Height	30.5" - 34"
B. Overall Width	25.5"
C. Overall Depth	26.75"



## Model 76273

A. Overall Height	30.5" - 34"
B. Overall Width	20"
C. Overall Depth	26.75"

## Construction Material

Body	Polypropylene or 1500gr with 70% BICO Fiber PET Felt
Seat Pad and Cushioning	Thermoplastic standard blend used is 50% consumer and 50% post industrial PP/PE and CFC Free Polyurethane Flex Foam
Frame and Arms	Cast Aluminum ADC12
Base	Cast Aluminum ADC12

KEILHAUER



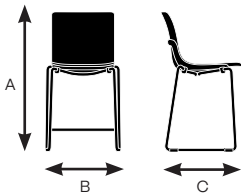
# Epix Specifications

Design by Form Us With Love  
Made by Keilhauer

	76205 Counter stool with a plastic shell and sled base	76215 Counter stool with a formed felt shell and sled base	76225 Counter stool with a plastic shell, upholstered seat pad and sled base	76265 Counter stool with formed felt shell, seatpad and sled base
Seat				
Seat Height	23"	23"	23.5"	23.5"
Seat Width	16.5"	16.5"	16.5"	16.5"
Seat Depth	17.5"	17.5"	17.5"	17.5"
Seat Pan Angle	11.5°	11.5°	11.5°	11.5°
Back				
Backrest Height	17.5"	17.5"	17.5"	17.5"
Backrest Width	16.5"	16.5"	16.5"	16.5"
Backrest Angle	101°	101°	101°	101°
Backrest to Seat Angle	89.5°	89.5°	89.5°	89.5°
Stacking				
Stacking on Floor	5	5	5	5
Overall Height (Floor)	45.75"	45.75"	45.75"	45.75"
Overall Width (Floor)	20.5"	20.5"	20.5"	20.5"
Overall Depth (Floor)	30.75"	30.75"	30.75"	30.75"

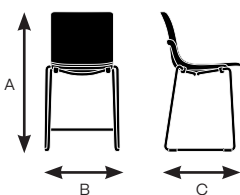
## Model 76205

A. Overall Height	37"
B. Overall Width	20.5"
C. Overall Depth	21.5"



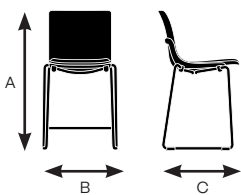
## Model 76215

A. Overall Height	37"
B. Overall Width	20.5"
C. Overall Depth	21.5"



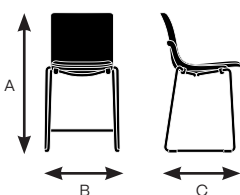
## Model 76225

A. Overall Height	37"
B. Overall Width	20.5"
C. Overall Depth	21.5"



## Model 76265

A. Overall Height	37"
B. Overall Width	20"
C. Overall Depth	21.5"



## Construction Material

Body	Polypropylene or 1500gr with 70% BICO Fiber PET Felt
Seat Pad and Cushioning	Thermoplastic standard blend used is 50% consumer and 50% post industrial PP/PE and CFC Free Polyurethane Flex Foam
Frame and Arms	Cast Aluminum ADC12
Base	AISI 1020 Cold Rolled Steel

KEILHAUER

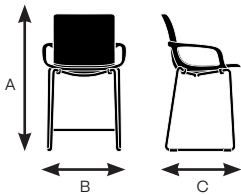
# Epix Specifications

Design by Form Us With Love  
Made by Keilhauer

	76235 Counter stool with a plastic shell, arms and sled base	76245 Counter stool with a formed felt shell, arms and sled base	76255 Counter stool with a plastic shell, upholstered seat pad, arms and sled base	76275 Counter stool with a formed felt shell, arms, seatpad and sled base
Seat				
Seat Height	23"	23"	23.5"	23.5"
Seat Width	16.5"	16.5"	16.5"	16.5"
Seat Depth	17.5"	17.5"	17.5"	17.5"
Seat Pan Angle	11.5°	11.5°	11.5°	11.5°
Back				
Backrest Height	17.5"	17.5"	17.5"	17.5"
Backrest Width	16.5"	16.5"	16.5"	16.5"
Backrest Angle	101°	101°	101°	101°
Backrest to Seat Angle	89.5°	89.5°	89.5°	89.5°
Arm				
Arm Height	7.5"	7.5"	7.5"	7.5"
Armrest Length	10"	10"	10"	10"
Armrest Width	1"	1"	1"	1"
Armrest Set Back	6.25"	6.25"	6.25"	6.25"
Width Between Armrests	19.5"	19.5"	19.5"	19.5"
Arm Height from Floor	38.75"	38.75"	38.75"	32.75"
Stacking				
Stacking on Floor	N/A	N/A	N/A	5
Overall Height (Floor)	N/A	N/A	N/A	45.75"
Overall Width (Floor)	N/A	N/A	N/A	20.5"
Overall Depth (Floor)	N/A	N/A	N/A	30.75"

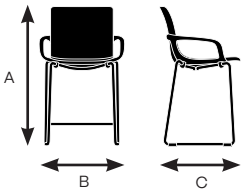
## Model 76235

A. Overall Height	37"
B. Overall Width	22.25"
C. Overall Depth	21.5"



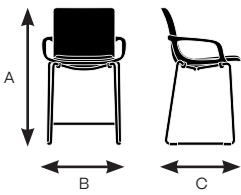
## Model 76245

A. Overall Height	37"
B. Overall Width	22.25"
C. Overall Depth	21.5"



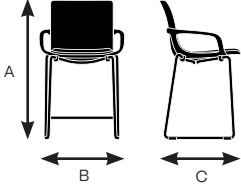
## Model 76255

A. Overall Height	37"
B. Overall Width	22.25"
C. Overall Depth	21.5"



## Model 76275

A. Overall Height	37"
B. Overall Width	20"
C. Overall Depth	21.5"



## Construction Material

Body	Polypropylene or 1500gr with 70% BICO Fiber PET Felt
Seat Pad and Cushioning	Thermoplastic standard blend used is 50% consumer and 50% post industrial PP/PE and CFC Free Polyurethane Flex Foam
Frame and Arms	Cast Aluminum ADC12
Base	AISI 1020 Cold Rolled Steel

KEILHAUER

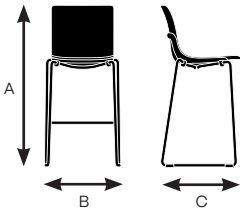
# Epix Specifications

Design by Form Us With Love  
Made by Keilhauer

	76204 Bar stool with a plastic shell and sled base	76214 Bar stool with a formed felt shell and sled base	76224 Bar stool with a plastic shell, upholstered seat pad and sled base	76264 Bar stool with a formed felt shell, seat pad and sled base
Seat				
Seat Height	29"	29"	29.5"	29.5"
Seat Width	16.5"	16.5"	16.5"	16.5"
Seat Depth	17.5"	17.5"	17.5"	17.5"
Seat Pan Angle	11.5°	11.5°	11.5°	11.5°
Back				
Backrest Height	17.5"	17.5"	17.5"	17.5"
Backrest Width	16.5"	16.5"	16.5"	16.5"
Backrest Angle	101°	101°	101°	101°
Backrest to Seat Angle	89.5°	89.5°	89.5°	89.5°
Stacking				
Stacking on Floor	5	5	5	N/A
Overall Height (Floor)	51.75"	51.75"	51.75"	N/A
Overall Width (Floor)	20.5"	20.5"	20.5"	N/A
Overall Depth (Floor)	31.75"	31.75"	31.75"	N/A

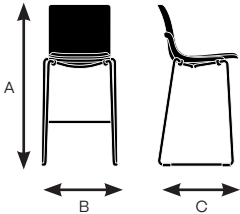
## Model 76204

A. Overall Height	43"
B. Overall Width	20.5"
C. Overall Depth	21.5"



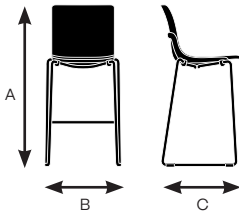
## Model 76224

A. Overall Height	43"
B. Overall Width	20.5"
C. Overall Depth	21.5"



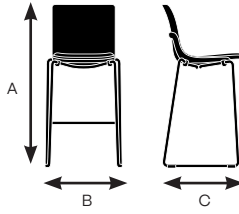
## Model 76214

A. Overall Height	43"
B. Overall Width	20.5"
C. Overall Depth	21.5"



## Model 76264

A. Overall Height	43"
B. Overall Width	22.25"
C. Overall Depth	21.5"



## Construction Material

Body	Polypropylene or 1500gr with 70% BICO Fiber PET Felt
Seat Pad and Cushioning	Thermoplastic standard blend used is 50% consumer and 50% post industrial PP/PE and CFC Free Polyurethane Flex Foam
Frame and Arms	Cast Aluminum ADC12
Base	AISI 1020 Cold Rolled Steel

KEILHAUER

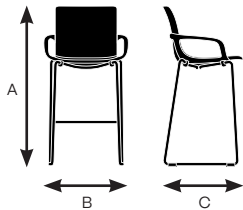
# Epix Specifications

Design by Form Us With Love  
Made by Keilhauer

	76234 Bar stool with a plastic shell, arms and sled base	76244 Bar stool with a formed felt shell, arms and sled base	76254 Bar stool with a plastic shell, upholstered seat pad, arms and sled base	76274 Bar stool with a formed felt shell, arms, seatpad and sled base
Seat				
Seat Height	29"	29"	29.5"	29.5"
Seat Width	16.5"	16.5"	16.5"	16.5"
Seat Depth	17.5"	17.5"	17.5"	17.5"
Seat Pan Angle	11.5°	11.5°	11.5°	11.5°
Back				
Backrest Height	17.5"	17.5"	17.5"	17.5"
Backrest Width	16.5"	16.5"	16.5"	16.5"
Backrest Angle	101°	101°	101°	101°
Backrest to Seat Angle	89.5"	89.5"	89.5"	89.5"
Arm				
Arm Height	7.5"	7.5"	7.5"	7.5"
Armrest Length	10"	10"	10"	10"
Armrest Width	1"	1"	1"	1"
Armrest Set Back	6.25"	6.25"	6.25"	6.25"
Width Between Armrests	19.5"	19.5"	19.5"	19.5"
Arm Height from Floor	38.75"	38.75"	38.75"	38.75"
Stacking				
Stacking on Floor	N/A	N/A	N/A	5
Overall Height (Floor)	N/A	N/A	N/A	51.75"
Overall Width (Floor)	N/A	N/A	N/A	20.5"
Overall Depth (Floor)	N/A	N/A	N/A	31.75"

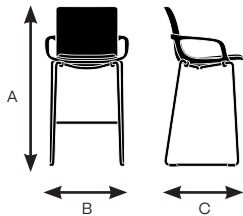
## Model 76234

A. Overall Height	43"
B. Overall Width	22.25"
C. Overall Depth	21.5"



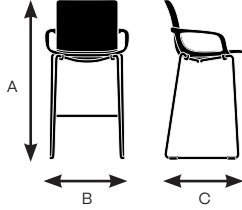
## Model 76254

A. Overall Height	43"
B. Overall Width	22.25"
C. Overall Depth	21.5"



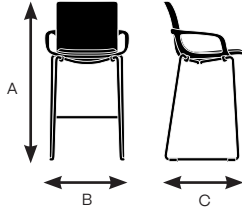
## Model 76244

A. Overall Height	43"
B. Overall Width	22.25"
C. Overall Depth	21.5"



## Model 76274

A. Overall Height	43"
B. Overall Width	20"
C. Overall Depth	21.5"



## Construction Material

Body	Polypropylene or 1500gr with 70% BICO Fiber PET Felt
Seat Pad and Cushioning	Thermoplastic standard blend used is 50% consumer and 50% post industrial PP/PE and CFC Free Polyurethane Flex Foam
Frame and Arms	Cast Aluminum ADC12
Base	AISI 1020 Cold Rolled Steel

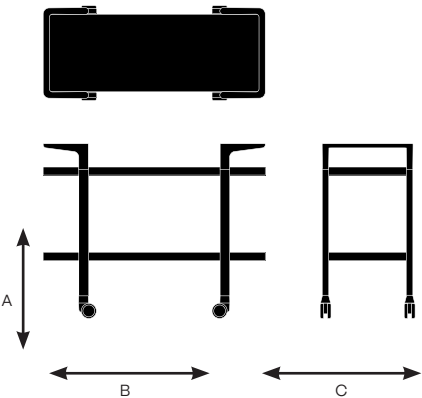
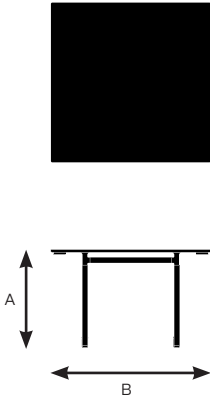
KEILHAUER

# Epix Specifications

Design by Form Us With Love  
Made by Keilhauer

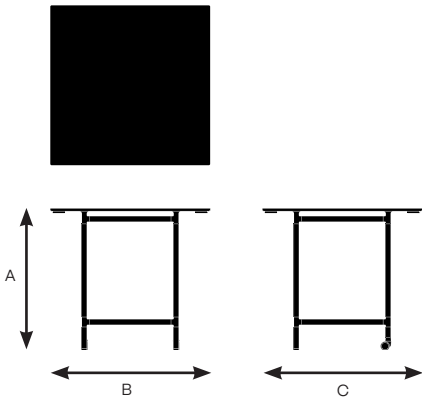
	76301	76302	76303
	Conference table	Bar table	Counter table
Table Top Width	47.25"	47.25"	47.25"
Table Top Depth	47.25"	47.25"	47.25"
Table Top Thickness	0.75"	0.75"	0.75"
Footprint	29" x 29"	29" x 29"	29" x 29"
Hook Height from Floor	23.25"	36.25"	30.25"

Model 76301	
A. Overall Height	29"
B. Overall Width	47.25"
C. Overall Depth	47.25"



Model 76303	
A. Overall Height	36"
B. Overall Width	47.25"
C. Overall Depth	47.25"

Model 76302	
A. Overall Height	42"
B. Overall Width	47.25"
C. Overall Depth	47.25"



## Construction Material

Table Top	Laminated/Veneer 3/4" Thick MDF
Frame	Extrusions: Extruded Aluminum - 6063 T5, Caster Mount: Cast Aluminum - ADC12, Table Mount: Cast Aluminum - ADC12"
Base	Cast Aluminum - ADC12
Casters	Black Plastic

KEILHAUER

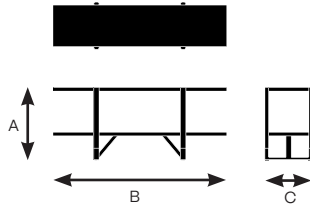
# Epix Specifications

Design by Form Us With Love  
Made by Keilhauer

	76101	76111	76102	76112	76103	76113	76421
	24" single shelf	24" double shelf	39" single shelf	39" double shelf	54" single shelf	54" double shelf	Cart
Shelf Height	1"	1"	1"	1"	1"	1"	1"
Shelf Width	58.25"	87.25"	58.25"	87.25"	58.25"	87.25"	36.75"
Shelf Depth	13.75"	13.75"	13.75"	13.75"	13.75"	13.75"	13.5"
Shelf 1 Height from Floor	9"	9"	9"	9"	9"	9"	9"
Shelf 2 Height from Floor	24"	24"	24"	24"	24"	24"	24"
Shelf 3 Height from floor	N/A	N/A	39"	39"	39"	39"	N/A
Shelf 4 Height from Floor	N/A	N/A	N/A	N/A	54"	54"	N/A
Lip Height	N/A	N/A	N/A	N/A	N/A	N/A	0.25"
Handle Height	N/A	N/Av	N/A	N/A	N/A	N/A	28.5"

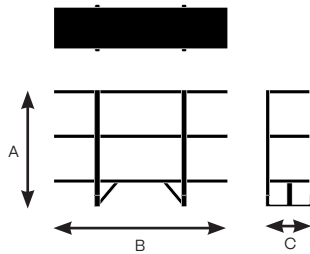
## Model 76101

A. Overall Height	24"
B. Overall Width	58.25"
C. Overall Depth	15.75"
D. Overall Footprint	30.75" x 15.75"



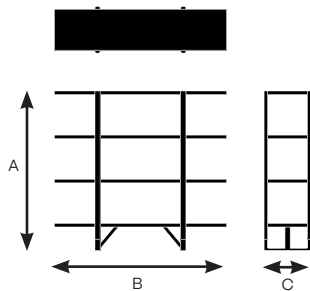
## Model 76102

A. Overall Height	39"
B. Overall Width	58.25"
C. Overall Depth	15.75"
D. Overall Footprint	30.75" x 15.75"



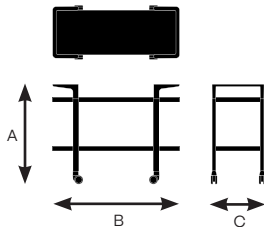
## Model 76103

A. Overall Height	54"
B. Overall Width	58.25"
C. Overall Depth	15.75"
D. Overall Footprint	30.75" x 15.75"



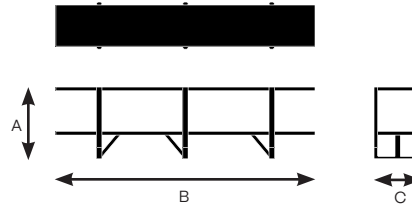
## Model 76421

A. Overall Height	30.5"
B. Overall Width	38.75"
C. Overall Depth	16"



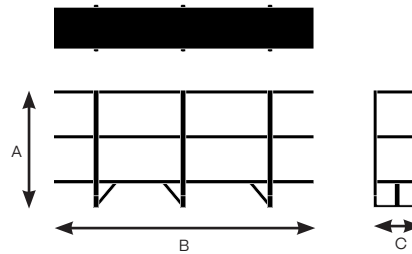
## Model 76111

A. Overall Height	24"
B. Overall Width	87.25"
C. Overall Depth	15.75"
D. Overall Footprint	59.75" x 15.75"



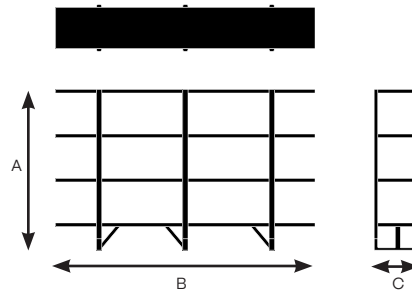
## Model 76112

A. Overall Height	39"
B. Overall Width	87.25"
C. Overall Depth	15.75"
D. Overall Footprint	59.75" x 15.75"



## Model 76113

A. Overall Height	54"
B. Overall Width	87.25"
C. Overall Depth	15.75"
D. Overall Footprint	59.75" x 15.75"



## Construction Material

Shelves	Laminated/Veneer 1" Thick MDF
Frame	Extrusions: Extruded Aluminum - 6063 T, Shelf Foot: Cast Aluminum - ADC12, Cart Handle: Cast Aluminum - ADC12, Cart Caster Mount: Cast Aluminum - ADC12
Base	Cast Aluminum ADC12
Casters	Black Plastic

# KEILHAUER


# Epix Specifications

Design by Form Us With Love  
Made by Keilhauer

	76131	76132
	Tray	Felt Divider Panel
Height	2"	14.25"
Width	13.75"	58.25
Depth	8.75"	0.25"

## Model 76131

A. Overall Height	2"
B. Overall Width	13.75"
C. Overall Depth	8.75"



## Model 76132

A. Overall Height	14.25"
B. Overall Width	58.25
C. Overall Depth	0.25"



## Construction Material

Felt 1500gr with 70% BICO Fiber PET Felt