

KEILHAUER
Spec Sheet

GSD Bench



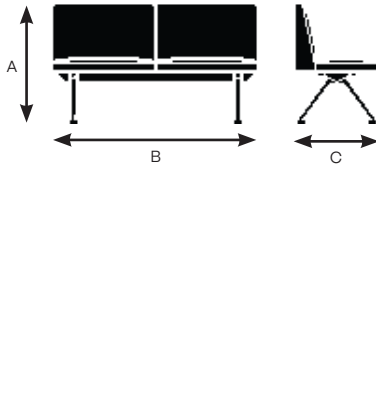
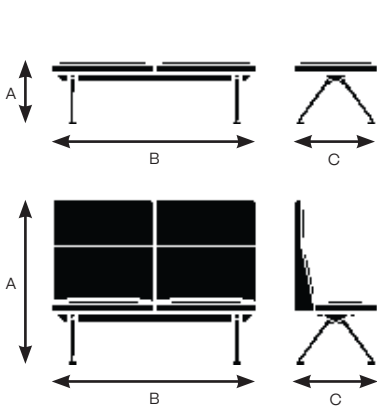
GSD Bench Specifications

Design by EOOS
Made by Keilhauer

	88000 Backless 2-seater bench	88010 Low back 2-seater bench	88020 High back 2-seater bench
Seat			
Seat Height	18.75"	18.75"	18.75"
Seat Width	62"	62"	62"
Seat Depth	25.75"	19.5"	19.5"
Seat Pan Angle	0°	0°	0°
Back			
Backrest Height from Seat	N/A	17.25"	31"
Backrest Width	N/A	62"	62"
Backrest Angle	N/A	11.5°	11.5°
Backrest to Seat Angle	N/A	11.5°	11.5°
Arms			
Arm Height	N/A	N/A	N/A
Arm Height from Floor	N/A	N/A	N/A
Armrest Length	N/A	N/A	N/A
Armrest Width	N/A	N/A	N/A
Armrest Set Back	N/A	N/A	N/A

Model 88000

A. Overall Height	18.75"
B. Overall Width	62"
C. Overall Depth	25.75"

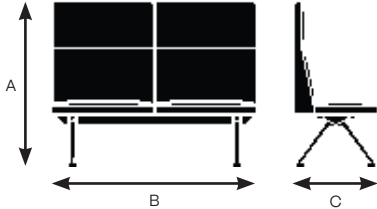


Model 88010

A. Overall Height	36"
B. Overall Width	62"
C. Overall Depth	25.75"

Model 88020

A. Overall Height	49.75"
B. Overall Width	62"
C. Overall Depth	25.75"



Construction Material

Seat Frame and Cushioning Material	1" thick plywood panel, CFC free polyurethane cut foam
Arm Frame and Cushioning Material	1" thick plywood panel, CFC free polyurethane cut foam, 1/4" thick AISI 1018 CRS bracket
Back Frame and Cushioning Material	1" thick plywood panel, CFC free polyurethane cut foam
Channel	11 gauge AISI 1018 CRS sheetmetal, 1/4" thick AISI 1018 CRS plate
Legs	Cast aluminum ADC12

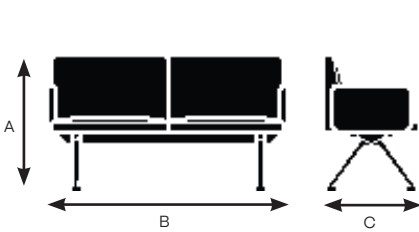
GSD Bench Specifications

Design by EOOS
Made by Keilhauer

Seat	88016 Low back 2-seater bench with two arms	88026 High back 2-seater bench with two arms	88013 Low back 2-seater bench with two ends	88023 High back 2-seater bench with two ends
Seat Height	18.75"	18.75"	18.75"	18.75"
Seat Width	62"	62"	72"	72"
Seat Depth	19.5"	19.5"	19.5"	19.5"
Seat Pan Angle	0°	0°	0°	0°
Back				
Backrest Height from Seat	17.25"	31"	17.25"	31"
Backrest Width	62"	62"	62"	62"
Backrest Angle	11.5°	11.5°	11.5°	11.5°
Backrest to Seat Angle	11.5°	11.5°	11.5°	11.5°
Arms				
Arm Height	11.5"	11.5"	N/A	N/A
Arm Height from Floor	27"	27"	N/A	N/A
Armrest Length	21"	21"	N/A	N/A
Armrest Width	2.25"	2.25"	N/A	N/A
Armrest Set Back	2.25"	2.25"	N/A	N/A

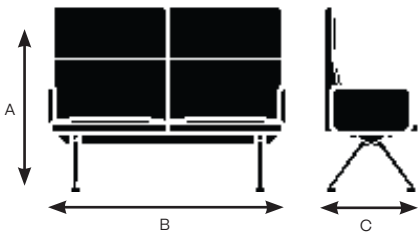
Model 88016

A. Overall Height	36"
B. Overall Width	65"
C. Overall Depth	25.75"



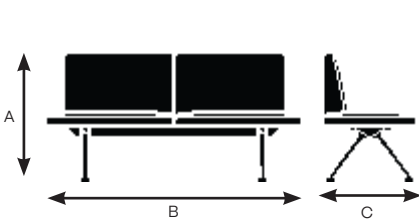
Model 88026

A. Overall Height	49.75"
B. Overall Width	62"
C. Overall Depth	25.75"



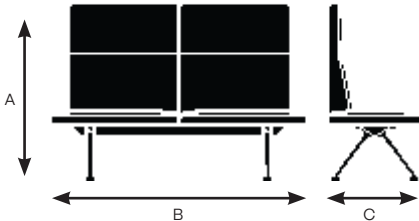
Model 88013

A. Overall Height	36"
B. Overall Width	72"
C. Overall Depth	25.75"



Model 88023

A. Overall Height	49.75"
B. Overall Width	72"
C. Overall Depth	25.75"



Construction Material

Seat Frame and Cushioning Material	1" thick plywood panel, CFC free polyurethane cut foam
Arm Frame and Cushioning Material	1" thick plywood panel, CFC free polyurethane cut foam, 1/4" thick AISI 1018 CRS bracket
Back Frame and Cushioning Material	1" thick plywood panel, CFC free polyurethane cut foam
Channel	11 gauge AISI 1018 CRS sheetmetal, 1/4" thick AISI 1018 CRS plate
Legs	Cast aluminum ADC12

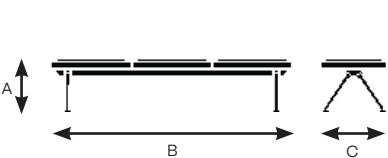
GSD Bench Specifications

Design by EOOS
Made by Keilhauer

	88100 Backless 3-seater bench	88110 Low back 3-seater bench	88120 High back 3-seater bench	88116 Low back 3-seater bench with two arms	88126 High back 3-seater bench with two arms	88113 Low back 3-seater bench with two ends	88123 High back 3-seater bench with two ends
Seat							
Seat Height	18.75"	18.75"	18.75"	18.75"	18.75"	18.75"	18.75"
Seat Width	93"	93"	93"	93"	93"	103"	103"
Seat Depth	25.75"	19.5"	19.5"	19.5"	19.5"	19.5"	19.5"
Seat Pan Angle	0°	0°	0°	0°	0°	0°	0°
Back							
Backrest Height from Seat	N/A	17.25"	31"	17.25"	31"	17.25"	31"
Backrest Width	N/A	93"	93"	93"	93"	93"	93"
Backrest Angle	N/A	11.5°	11.5°	11.5°	11.5°	11.5°	11.5°
Backrest to Seat Angle	N/A	11.5°	11.5°	11.5°	11.5°	11.5°	11.5°
Arms							
Arm Height	N/A	N/A	N/A	11.5"	11.5"	N/A	N/A
Arm Height from Floor	N/A	N/A	N/A	27"	27"	N/A	N/A
Armrest Length	N/A	N/A	N/A	21"	21"	N/A	N/A
Armrest Width	N/A	N/A	N/A	2.25"	2.25"	N/A	N/A
Armrest Set Back	N/A	N/A	N/A	2.25"	2.25"	N/A	N/A

Model 88100

A. Overall Height	18.75"
B. Overall Width	93"
C. Overall Depth	25.75"

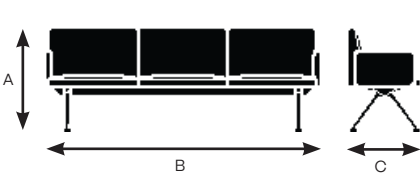
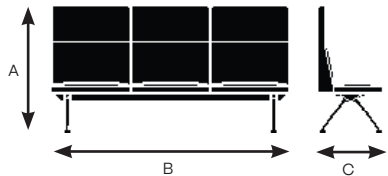


Model 88110

A. Overall Height	36"
B. Overall Width	93"
C. Overall Depth	25.75"

Model 88120

A. Overall Height	49.75"
B. Overall Width	93"
C. Overall Depth	25.75"

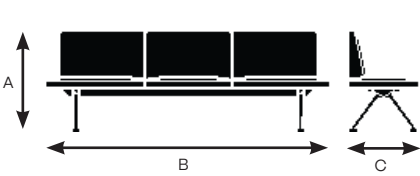
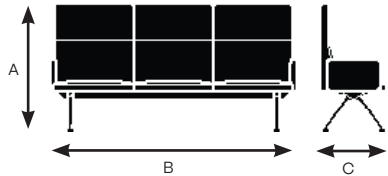


Model 88116

A. Overall Height	36"
B. Overall Width	96"
C. Overall Depth	25.75"

Model 88126

A. Overall Height	49.75"
B. Overall Width	96"
C. Overall Depth	25.75"

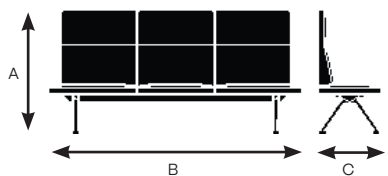


Model 88113

A. Overall Height	36"
B. Overall Width	103"
C. Overall Depth	25.75"

Model 88123

A. Overall Height	49.75"
B. Overall Width	103"
C. Overall Depth	49.75"



Construction Material	
Seat Frame and Cushioning Material	1" thick plywood panel, CFC free polyurethane cut foam
Arm Frame and Cushioning Material	1" thick plywood panel, CFC free polyurethane cut foam, 1/4" thick AISI 1018 CRS bracket
Back Frame and Cushioning Material	1" thick plywood panel, CFC free polyurethane cut foam
Channel	11 gauge AISI 1018 CRS sheetmetal, 1/4" thick AISI 1018 CRS plate
Legs	Cast aluminum ADC12

GSD Bench Specifications

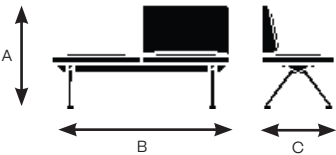
Design by EOOS
Made by Keilhauer

Seat	88011 Low back 2-seater bench with LAF cushion	88012 Low back 2-seater bench with RAF cushion	88021 High back 2-seater bench with LAF cushion	88022 High back 2-seater bench with RAF cushion	88014 Low back 2-seater bench with LAF end	88015 Low back 2-seater bench with RAF end	88024 High back 2-seater bench with LAF end	88025 High back 2-seater bench with RAF end
Seat Height	18.75"	18.75"	18.75"	18.75"	18.75"	18.75"	18.75"	18.75"
Seat Width	62"	62"	62"	62"	67"	67"	67"	67"
Seat Depth	19.5"	19.5"	19.5"	19.5"	19.5"	19.5"	19.5"	19.5"
Seat Pan Angle	0°	0°	0°	0°	0°	0°	0°	0°

Back	88011	88012	88021	88022	88014	88015	88024	88025
Backrest Height from Seat	17.25"	17.25"	31"	31"	17.25"	17.25"	31"	31"
Backrest Width	31"	31"	31"	31"	62"	62"	62"	62"
Backrest Angle	11.5°	11.5°	11.5°	11.5°	11.5°	11.5°	11.5°	11.5°
Backrest to Seat Angle	11.5°	11.5°	11.5°	11.5°	11.5°	11.5°	11.5°	11.5°

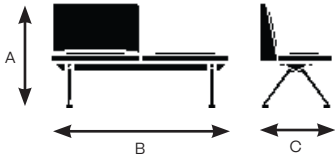
Model 88011

A. Overall Height	36"
B. Overall Width	62"
C. Overall Depth	25.75"



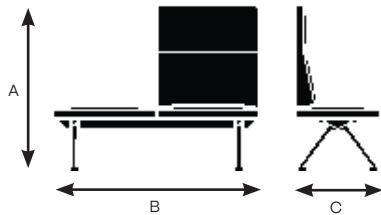
Model 88012

A. Overall Height	36"
B. Overall Width	62"
C. Overall Depth	25.75"



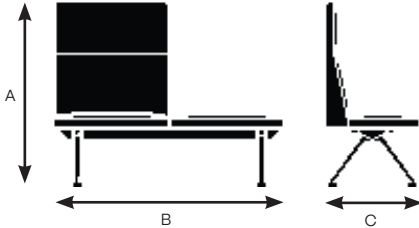
Model 88021

A. Overall Height	49.75"
B. Overall Width	62"
C. Overall Depth	25.75"



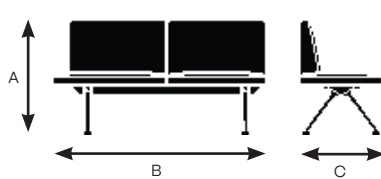
Model 88022

A. Overall Height	49.75"
B. Overall Width	62"
C. Overall Depth	25.75"



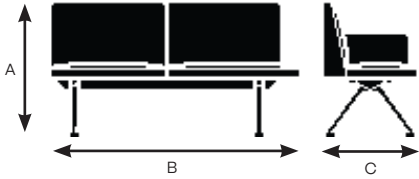
Model 88014

A. Overall Height	36"
B. Overall Width	67"
C. Overall Depth	25.75"



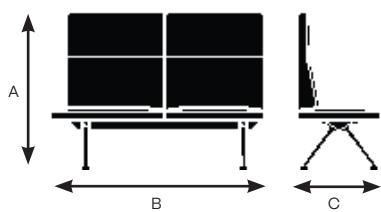
Model 88015

A. Overall Height	36"
B. Overall Width	67"
C. Overall Depth	25.75"



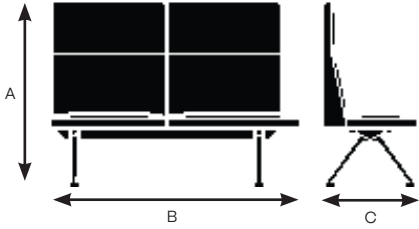
Model 88024

A. Overall Height	49.75"
B. Overall Width	67"
C. Overall Depth	25.75"



Model 88025

A. Overall Height	49.75"
B. Overall Width	67"
C. Overall Depth	25.75"



Construction Material

Seat Frame and Cushioning Material	1" thick plywood panel, CFC free polyurethane cut foam
Arm Frame and Cushioning Material	1" thick plywood panel, CFC free polyurethane cut foam, 1/4" thick AISI 1018 CRS bracket
Back Frame and Cushioning Material	1" thick plywood panel, CFC free polyurethane cut foam
Channel	11 gauge AISI 1018 CRS sheetmetal, 1/4" thick AISI 1018 CRS plate
Legs	Cast aluminum ADC12

GSD Bench Specifications

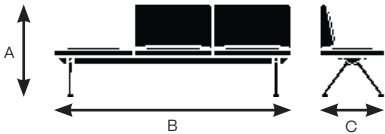
Design by EOOS
Made by Keilhauer

Seat	88111 Low back 3-seater bench with LAF cushion	88112 Low back 3-seater bench with RAF cushion	88121 High back 3-seater bench with LAF cushion	88122 High back 3-seater bench with RAF cushion	88114 Low back 3-seater bench with LAF end	88115 Low back 3-seater bench with RAF end	88124 High back 3-seater bench with LAF end	88125 High back 3-seater bench with RAF end
Seat Height	18.75"	18.75"	18.75"	18.75"	18.75"	18.75"	18.75"	18.75"
Seat Width	93"	93"	93"	93"	98"	98"	98"	98"
Seat Depth	19.5"	19.5"	19.5"	19.5"	19.5"	19.5"	19.5"	19.5"
Seat Pan Angle	0°	0°	0°	0°	0°	0°	0°	0°

Back	88111	88112	88121	88122	88114	88115	88124	88125
Backrest Height from Seat	17.25"	17.25"	31"	31"	17.25"	17.25"	31"	31"
Backrest Width	62"	62"	62"	62"	93"	93"	93"	93"
Backrest Angle	11.5°	11.5°	11.5°	11.5°	11.5°	11.5°	11.5°	11.5°
Backrest to Seat Angle	11.5°	11.5°	11.5°	11.5°	11.5°	11.5°	11.5°	11.5°

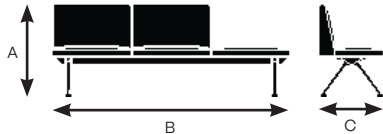
Model 88111

A. Overall Height	36"
B. Overall Width	93"
C. Overall Depth	25.75"



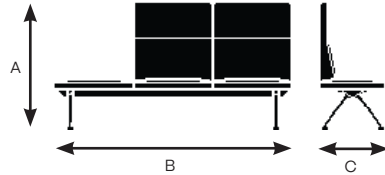
Model 88112

A. Overall Height	36"
B. Overall Width	93"
C. Overall Depth	25.75"



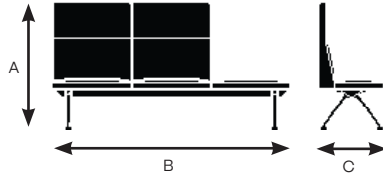
Model 88121

A. Overall Height	49.75"
B. Overall Width	93"
C. Overall Depth	25.75"



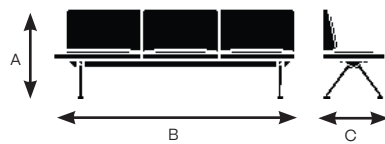
Model 88122

A. Overall Height	49.75"
B. Overall Width	93"
C. Overall Depth	25.75"



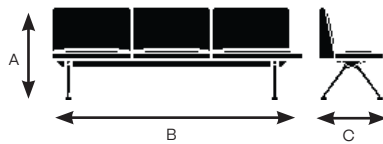
Model 88114

A. Overall Height	36"
B. Overall Width	98"
C. Overall Depth	25.75"



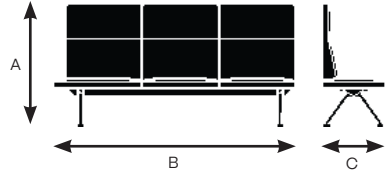
Model 88115

A. Overall Height	36"
B. Overall Width	98"
C. Overall Depth	25.75"



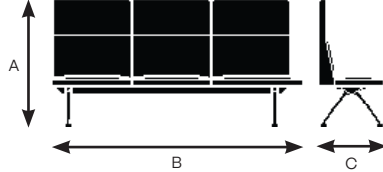
Model 88124

A. Overall Height	49.75"
B. Overall Width	98"
C. Overall Depth	25.75"



Model 88125

A. Overall Height	49.75"
B. Overall Width	98"
C. Overall Depth	25.75"



Construction Material

Seat Frame and Cushioning Material	1" thick plywood panel, CFC free polyurethane cut foam
Arm Frame and Cushioning Material	1" thick plywood panel, CFC free polyurethane cut foam, 1/4" thick AISI 1018 CRS bracket
Back Frame and Cushioning Material	1" thick plywood panel, CFC free polyurethane cut foam
Channel	11 gauge AISI 1018 CRS sheetmetal, 1/4" thick AISI 1018 CRS plate
Legs	Cast aluminum ADC12

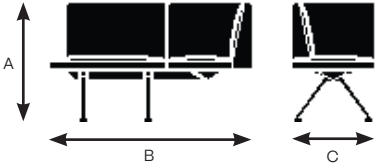
GSD Bench Specifications

Design by EOOS
Made by Keilhauer

	88214	88215	88224	88225	88200	88210	88220
Seat	Low back corner with LAF end	Low back corner with RAF end	High back corner with LAF end	High back corner with RAF end	Backless corner	Low back corner	High back corner
Seat Height	18.75"	18.75"	18.75"	18.75"	18.75"	18.75"	18.75"
Seat Width	55.5"	55.5"	55.5"	55.5"	25.75"	19.5"	19.5"
Seat Depth	19.5"	19.5"	19.5"	19.5"	25.75"	19.5"	19.5"
Seat Pan Angle	0°	0°	0°	0°	0°	0°	0°
Back							
Backrest Height from Seat	17.25"	17.25"	31"	31"	N/A	17.25"	31"
Backrest Width	50.5"	50.5"	50.5"	50.5"	N/A	19.5"	19.5"
Backrest Angle	11.5°	11.5°	11.5°	11.5°	N/A	11.5°	11.5°
Backrest to Seat Angle	11.5°	11.5°	11.5°	11.5°	N/A	11.5°	11.5°

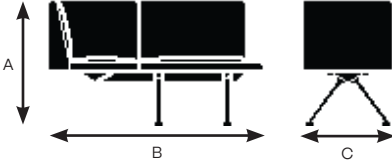
Model 88214

A. Overall Height	36"
B. Overall Width	61.75"
C. Overall Depth	25.75"



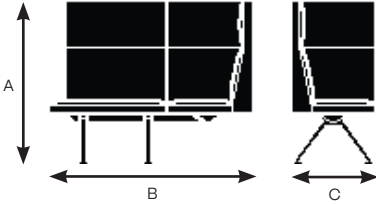
Model 88215

A. Overall Height	36"
B. Overall Width	61.75"
C. Overall Depth	25.75"



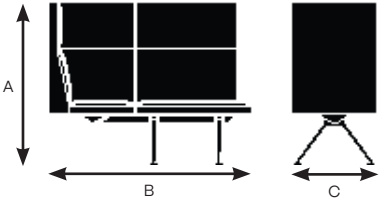
Model 88224

A. Overall Height	49.75"
B. Overall Width	61.75"
C. Overall Depth	25.75"



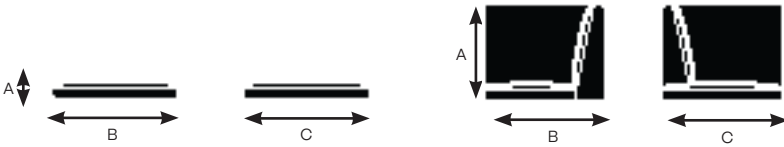
Model 88225

A. Overall Height	49.75"
B. Overall Width	61.75"
C. Overall Depth	25.75"



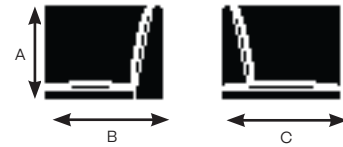
Model 88200

A. Overall Height	18.75"
B. Overall Width	25.75"
C. Overall Depth	25.75"



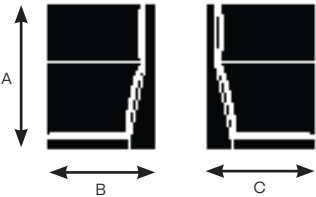
Model 88210

A. Overall Height	36"
B. Overall Width	25.75"
C. Overall Depth	25.75"



Model 88220

A. Overall Height	49.75"
B. Overall Width	25.75"
C. Overall Depth	25.75"



Construction Material

Seat Frame and Cushioning Material	1" thick plywood panel, CFC free polyurethane cut foam
Arm Frame and Cushioning Material	1" thick plywood panel, CFC free polyurethane cut foam, 1/4" thick AISI 1018 CRS bracket
Back Frame and Cushioning Material	1" thick plywood panel, CFC free polyurethane cut foam
Channel	11 gauge AISI 1018 CRS sheetmetal, 1/4" thick AISI 1018 CRS plate
Legs	Cast aluminum ADC12

KEILHAUER

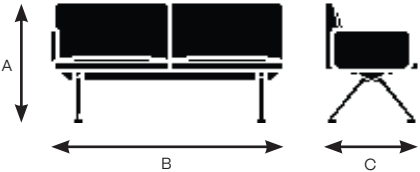
GSD Bench Specifications

Design by EOOS
Made by Keilhauer

Seat	88017 Low back 2-seater bench with LAF arm	88018 Low back 2-seater bench with RAF arm	88027 High back 2-seater bench with LAF arm	88028 High back 2-seater bench with RAF arm
Seat Height	18.75"	18.75"	18.75"	18.75"
Seat Width	62"	62"	62"	62"
Seat Depth	19.5"	19.5"	19.5"	19.5"
Seat Pan Angle	0°	0°	0°	0°
Back				
Backrest Height from Seat	17.25"	17.25"	31"	31"
Backrest Width	62"	62"	62"	62"
Backrest Angle	11.5°	11.5°	11.5°	11.5°
Backrest to Seat Angle	11.5°	11.5°	11.5°	11.5°
Arms				
Arm Height	11.5"	11.5"	11.5"	11.5"
Arm Height from Floor	27"	27"	27"	27"
Armrest Length	21"	21"	21"	21"
Armrest Width	2.25"	2.25"	2.25"	2.25"
Armrest Set Back	2.25"	2.25"	2.25"	2.25"

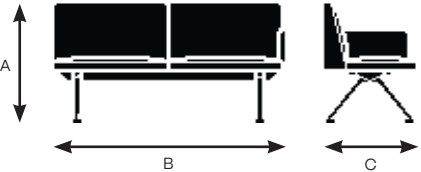
Model 88017

A. Overall Height	36"
B. Overall Width	63.5"
C. Overall Depth	25.75"



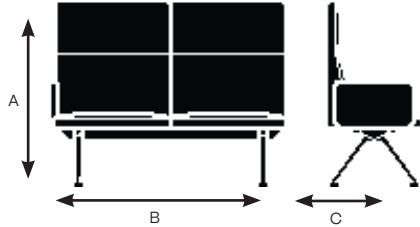
Model 88018

A. Overall Height	36"
B. Overall Width	63.5"
C. Overall Depth	25.75"



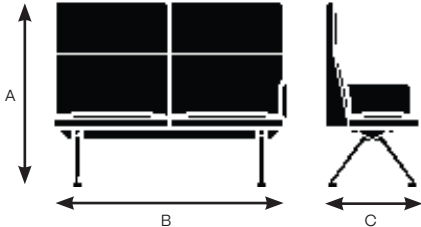
Model 88027

A. Overall Height	49.75"
B. Overall Width	63.5"
C. Overall Depth	25.75"



Model 88028

A. Overall Height	49.75"
B. Overall Width	63.5"
C. Overall Depth	25.75"



Construction Material

Seat Frame and Cushioning Material	1" thick plywood panel, CFC free polyurethane cut foam
Arm Frame and Cushioning Material	1" thick plywood panel, CFC free polyurethane cut foam, 1/4" thick AISI 1018 CRS bracket
Back Frame and Cushioning Material	1" thick plywood panel, CFC free polyurethane cut foam
Channel	11 gauge AISI 1018 CRS sheetmetal, 1/4" thick AISI 1018 CRS plate
Legs	Cast aluminum ADC12

GSD Bench Specifications

Design by EOOS
Made by Keilhauer

Seat	88117 Low back 3-seater bench with LAF arm	88118 Low back 3-seater bench with RAF arm	88127 High back 3-seater bench with LAF arm	88128 High back 3-seater bench with RAF arm
Seat Height	18.75"	18.75"	18.75"	18.75"
Seat Width	93"	93"	93"	93"
Seat Depth	19.5"	19.5"	19.5"	19.5"
Seat Pan Angle	0°	0°	0°	0°
Back				
Backrest Height from Seat	17.25"	17.25"	31"	31"
Backrest Width	93"	93"	93"	93"
Backrest Angle	11.5°	11.5°	11.5°	11.5°
Backrest to Seat Angle	11.5°	11.5°	11.5°	11.5°
Arms				
Arm Height	11.5"	11.5"	11.5"	11.5"
Arm Height from Floor	27"	27"	27"	27"
Armrest Length	21"	21"	21"	21"
Armrest Width	2.25"	2.25"	2.25"	2.25"
Armrest Set Back	2.25"	2.25"	2.25"	2.25"

Model 88117

A. Overall Height	36"
B. Overall Width	94.5"
C. Overall Depth	25.75"



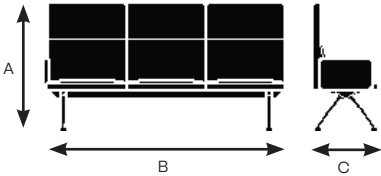
Model 88118

A. Overall Height	36"
B. Overall Width	94.5"
C. Overall Depth	25.75"



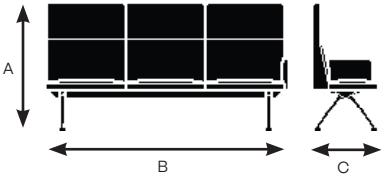
Model 88127

A. Overall Height	49.75"
B. Overall Width	94.5"
C. Overall Depth	25.75"



Model 88128

A. Overall Height	49.75"
B. Overall Width	94.5"
C. Overall Depth	25.75"



Construction Material

Seat Frame and Cushioning Material	1" thick plywood panel, CFC free polyurethane cut foam
Arm Frame and Cushioning Material	1" thick plywood panel, CFC free polyurethane cut foam, 1/4" thick AISI 1018 CRS bracket
Back Frame and Cushioning Material	1" thick plywood panel, CFC free polyurethane cut foam
Channel	11 gauge AISI 1018 CRS sheetmetal, 1/4" thick AISI 1018 CRS plate
Legs	Cast aluminum ADC12

GSD Bench Specifications

Design by EOOS
Made by Keilhauer

Leg Finishes



PA00 - Polished
Aluminum



PC00 – Nickel



PC01 – Onyx



PC05 – Shale




PC23 – Dark Gray




PC24 – Warm Gray



PC25 – White



PC26 - Black
Satin



PC27 – Bronze

Power

Power unit is available for a \$450 upcharge. Limitation of 6 power units per bench.
Power is located on the front inside corner of the pod. Inset one inch from the front and one inch from the side.