

# KEILHAUER

Spec Sheet

# Hout



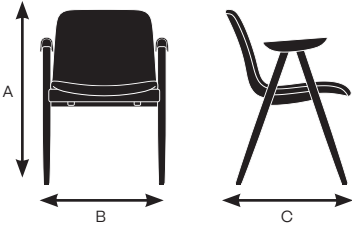
# Hout Specifications

Design by Afteroom  
Made by Keilhauer

Seat	90000 Ash side chair	90100 Ash lounge chair
Seat Height	18.5"	17.5"
Seat Width	19.25"	20.5"
Seat Depth	15.5"	18"
Seat Pan Angle	5°	10°
Back		
Backrest Height	15.25"	16.25"
Backrest Width	18"	21"
Backrest Angle	107°	108°
Backrest to Seat Angle	102°	98°
Arm		
Arm Height	8"	8"
Armrest Length	11.5"	14.25"
Armrest Width	2"	2"
Armrest Set Back	3.5"	3.25"
Width Between Armrests	18.5"	21.25"
Arm Height from Floor	26.25"	24"

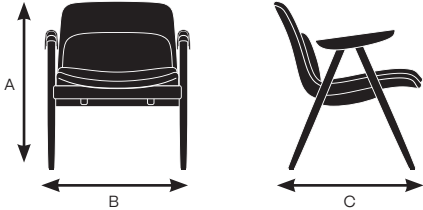
## Model 90000

A. Overall Height	32.5"
B. Overall Width	23.25"
C. Overall Depth	22.5"



## Model 90100

A. Overall Height	30.25"
B. Overall Width	26.25"
C. Overall Depth	26.5"



## Construction Material

Seat	Engineered plywood and CFC-free molded foam
Upholstered Seat	<b>90100:</b> Recycled thermoplastic - standard blend and CFC-free molded foam
Frame	Engineered plywood
Leg Frame	FSC Hardwood - Ash
Arm Caps	Engineered plywood
Glides	Nylon

KEILHAUER

# Hout Specifications

Design by Afteroom  
Made by Keilhauer

## Base Finishes




AHB - Blue




AHC - Chartreuse



AHF - Fog



AHG - Dark Gray



AHM - Midnight



AHN - Natural Ash



AHP - Pink



AHS - Snow



AHY - Yellow