

# KEILHAUER

## Neesh

### Seat Removal Instructions

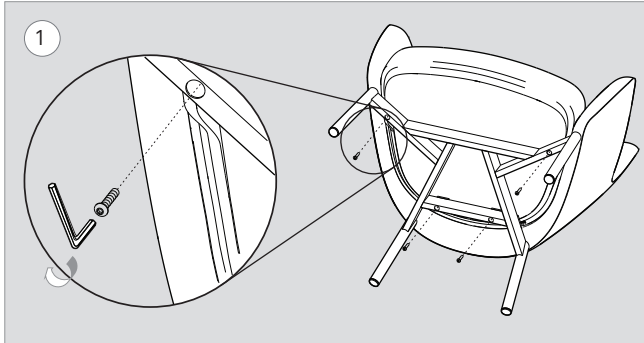
#### Hardware Included

1/4-20 x 1 1/4"  
Button head cap screw (x4)

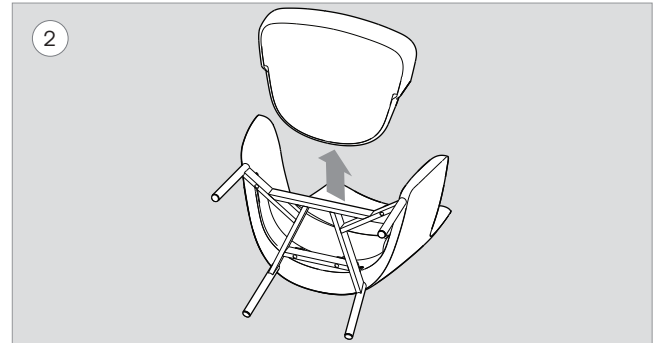


#### Tool Required


5/32" Hex Allen Key



Place the chair on its back on a blanket. Using the 5/32" hex key, remove the 1/4-20 x 1 1/4" button head cap screw (x4).



Remove the seat.



Reverse steps 1 and 2 to reinstall the seat.  
Place the chair into its final position.