

STOOLS





EFFECTIVE APRIL 1, 2025

Gr A Gr B Gr C Gr D Gr E Gr F Gr G Gr H

JUXTA Design E00S

Available with PA00 Polished Aluminum or PC23 Dark Gray base. For tablet models, tablet arm matches base. Tablet surface is black urethane at no upcharge, Standard Laminate (\$300 upcharge) or Matte Laminate (\$345 upcharge). For softwheel casters, specify SOF add \$58.

For all other construction details, color, finish and stain choices see [page 6](#) or www.keilhauerpricelist.com. Please refer to [Freight](#) on page 4 or www.keilhauerpricelist.com for further details.

	in.	W 29.25 D 29.25 H 16.5 SH 16.5											
		COM	1430	Fabric	1545	1560	1578	1640	1688	1725	1750	1787	1 Yds.
		COL	1573	Leather	1964	2066	2236						17 Sq. Ft.
	44140	Stool with 4-star swivel base, glides											
	in.	W 28.5 D 28.5 H 17.25 SH 17.25											
		COM	1465	Fabric	1580	1595	1613	1675	1723	1760	1785	1822	1 Yds.
		COL	1612	Leather	2003	2105	2275						17 Sq. Ft.
	44150	Stool with 5-star base, casters											
	in.	W 40 D 29.25 H 25 SH 16.5											
		COM	1900	Fabric	2015	2030	2048	2110	2158	2195	2220	2257	1 Yds.
		COL	2090	Leather	2481	2583	2753						17 Sq. Ft.
	44141	Stool with 4-star swivel base with tablet, glides											
	in.	W 40 D 28.5 H 25.75 SH 17.25											
		COM	1970	Fabric	2085	2100	2118	2180	2228	2265	2290	2327	1 Yds.
		COL	2167	Leather	2558	2660	2830						17 Sq. Ft.
	44151	Stool with 5-star base with tablet, casters											

To Order Specify

Product Name
Product Number
Upholstery
Base Finish
Quantity
End User

44
Juxta

1
Stool

40
4-star Swivel Base, Glides

41
4-star Swivel Base, with Tablet, Glides

50
5-star Base, Casters

51
5-star Base with Tablet, Casters

**PA00 - Polished Aluminum
PC23 - Dark Gray**
Base Finishes

Standard Laminates - \$300 Upcharge
LAM11 - Manitoba Maple*
LAM12 - Monticello Maple
LAM13 - Fonthill Pear
LAM17 - Xanadu
LAM18 - Studio Teak
LAM22 - Walnut Heights
LAM31 - Designer White*
LAM32 - Antique White*
LAM33 - Alabaster
LAM34 - Haze
LAM35 - Slate Gray*
LAM36 - Dove Gray*
LAM37 - North Sea*
LAM39 - Crisp Linen
LAM41 - Cosmic Strandz
LAM42 - Vapor Strandz
LAM909 - Black
LAM84 - Biltmore Cherry*
LAM85 - Hampton Walnut*
LAM86 - Montana Walnut*
LAM87 - Cafette*
LAM89 - Empire Mahogany*
* Matte Finish

* Tablet is LSC - straight laminate edge with corresponding laminate edge band

Matte Laminates - \$345 Upcharge
LAM61 - Bianco Kos
LAM62 - Bianco Malé
LAM63 - Grigio Efeso
LAM66 - Castoro Ottawa
LAM67 - Grigio Londra**
LAM68 - Grigio Bromo
LAM70 - Nero Ingo
** Black Edge Band Only

* Tablet is LSMC - Straight laminate edge with corresponding laminate edge band

STOOLS

EFFECTIVE APRIL 1, 2025









JUXTA

Design E00S

4-star swivel base and 5-star base stools available in PA00 Polished Aluminum or PC23 Dark Gray. 4-leg stools available in PC00 Nickel, PC01 Onyx, PC05 Shale, PC23 Dark Gray, PC24 Warm Gray, PC25 White, PC27 Bronze, or chrome (for chrome add \$30). For softwheel casters, specify SOF add \$58.

For all other construction details, color, finish and stain choices see [page 6](#) or www.keilhauerpricelist.com.


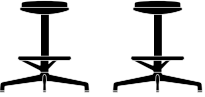

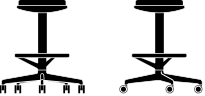
Please refer to [Freight](#) on page 4 or www.keilhauerpricelist.com for further details.

				Gr A	Gr B	Gr C	Gr D	Gr E	Gr F	Gr G	Gr H		
	in.	W 18.5 D 20 H 35.5 SH 25											
		COM	1920	Fabric	2064	2083	2105	2183	2243	2289	2320	2367	1.25 Yds.
		COL	2112	Leather	2601	2729	2941						21.25 Sq. Ft.
	46612	Low back armless, 4-leg counter stool											
	in.	W 18.5 D 20 H 40.5 SH 30											
		COM	1975	Fabric	2119	2138	2160	2238	2298	2344	2375	2422	1.25 Yds.
		COL	2173	Leather	2662	2790	3002						21.25 Sq. Ft.
	46613	Low back armless, 4-leg bar stool											
	in.	W 29.25 D 29.25 H 35.5 SH 25											
		COM	2325	Fabric	2469	2488	2510	2588	2648	2694	2725	2772	1.25 Yds.
		COL	2558	Leather	3047	3175	3387						21.25 Sq. Ft.
	46642	Low back armless, 4-star swivel counter stool with ring, glides											
	in.	W 29.25 D 29.25 H 40.5 SH 30											
		COM	2370	Fabric	2514	2533	2555	2633	2693	2739	2770	2817	1.25 Yds.
		COL	2607	Leather	3096	3224	3436						21.25 Sq. Ft.
	46643	Low back armless, 4-star swivel bar stool with ring, glides											
	in.	W 28.5 D 28.5 H 35.5 SH 25											
		COM	2335	Fabric	2479	2498	2520	2598	2658	2704	2735	2782	1.25 Yds.
		COL	2569	Leather	3058	3186	3398						21.25 Sq. Ft.
	46652	Low back armless, 5-star counter stool with ring, casters											
	in.	W 28.5 D 28.5 H 40.5 SH 30											
		COM	2380	Fabric	2524	2543	2565	2643	2703	2749	2780	2827	1.25 Yds.
		COL	2618	Leather	3107	3235	3447						21.25 Sq. Ft.
	46653	Low back armless, 5-star bar stool with ring, casters											
	in.	W 20.25 D 20.25 H 25 SH 25											
		COM	1290	Fabric	1377	1388	1401	1448	1484	1512	1530	1558	0.75 Yds.
		COL	1419	Leather	1713	1789	1917						12.75 Sq. Ft.
	46712	4-leg counter stool											
	in.	W 20.25 D 20.25 H 30 SH 30											
		COM	1315	Fabric	1402	1413	1426	1473	1509	1537	1555	1583	0.75 Yds.
		COL	1447	Leather	1741	1817	1945						12.75 Sq. Ft.
	46713	4-leg bar stool											

STOOLS

EFFECTIVE APRIL 1, 2025

JUXTA Design E00S

				Gr A	Gr B	Gr C	Gr D	Gr E	Gr F	Gr G	Gr H		
	in.	W 29.25 D 29.25 H 25 SH 25											
		COM	1760	Fabric	1847	1858	1871	1918	1954	1982	2000	2028	0.75 Yds.
		COL	1936	Leather	2230	2306	2434						12.75 Sq. Ft.
	46742	4-star swivel counter stool with ring, glides											
	in.	W 29.25 D 29.25 H 30 SH 30											
		COM	1795	Fabric	1882	1893	1906	1953	1989	2017	2035	2063	0.75 Yds.
		COL	1975	Leather	2269	2345	2473						12.75 Sq. Ft.
	46743	4-star swivel bar stool with ring, glides											
	in.	W 28.5 D 28.5 H 25 SH 25											
		COM	1775	Fabric	1862	1873	1886	1933	1969	1997	2015	2043	0.75 Yds.
		COL	1953	Leather	2247	2323	2451						12.75 Sq. Ft.
	46752	5-star counter stool with ring, casters											
	in.	W 28.5 D 28.5 H 30 SH 30											
		COM	1805	Fabric	1892	1903	1916	1963	1999	2027	2045	2073	0.75 Yds.
		COL	1986	Leather	2280	2356	2484						12.75 Sq. Ft.
	46753	5-star bar stool with ring, casters											

To Order Specify

Product Name
Product Number
Upholstery
Base Finish
Quantity
End User

46
Juxta

Chair Style

Base

Base Finishes

Base Finishes (4-leg)

6
Low Back
Armless Stool

12
4-leg Counter Stool

43
4-star Swivel
Bar Stool with
Ring, Glides

PA00 - Polished Aluminum
PC23 - Dark Gray

PC00 - Nickel
PC01 - Onyx
PC05 - Shale
PC23 - Dark Gray
PC24 - Warm Gray
PC25 - White
PC27 - Bronze
Chrome (add \$30)

7
Stool

13
4-leg Bar Stool

52
5-star Counter
Stool with
Ring, Casters

42
4-star Swivel
Counter Stool with
Ring, Glides

53
5-star Bar
Stool with
Ring, Casters

SIDE CHAIRS

EFFECTIVE APRIL 1, 2025

Gr A Gr B Gr C Gr D Gr E Gr F Gr G Gr H

JUXTA Design E00S

Base available in powder coat or chrome (for chrome add \$30).
For all other construction details, color, finish and stain choices see [page 6](#) or www.keilhauerpricelist.com.
Please refer to [Freight](#) on page 4 or www.keilhauerpricelist.com for further details.



in.

W 22.5 D 24.25 H 33.5 SH 18.5

COM	1790	Fabric	1963	1985	2012	2105	2177	2233	2270	2326	1.5 Yds.
COL	1969	Leather	2556	2709	2964						25.5 Sq. Ft.

43211

Side chair, 4-leg base

To Order Specify

Product Name
Product Number
Upholstery
Base Finish
Quantity
End User












Base Finish

PC00 - Nickel
PC01 - Onyx
PC05 - Shale
PC23 - Dark Gray
PC24 - Warm Gray
PC25 - White
PC27 - Bronze
Chrome - Add \$30

LOUNGE SEATING











EFFECTIVE APRIL 1, 2025

			Gr A	Gr B	Gr C	Gr D	Gr E	Gr F	Gr G	Gr H			
<p>JUXTA Design E00S</p> <p>4-star swivel base and 5-star base chairs available in PA00 Polished Aluminum or PC23 Dark Gray. 4-leg or sled base chairs available in PC00 Nickel, PC01 Onyx, PC05 Shale, PC23 Dark Gray, PC24 Warm Gray, PC25 White, PC27 Bronze or chrome (for chrome add \$30). Memory return available on models 45240, 45340, 45440, 45540 for \$100 upcharge. For tablet models, tablet arm matches base. Tablet surface is black urethane at no upcharge, Standard Laminate (\$300 upcharge), or Matte Laminate (\$345 upcharge). For softwheel casters, specify SOF add \$58. Models 45230, 45330, 45430, and 45530 ship standard with regular (carpet) glides unless specified otherwise. For all other construction details, color, finish and stain choices see page 6 or www.keilhauerpricelist.com. Please refer to Freight on page 4 or www.keilhauerpricelist.com for further details.</p>													
	in.	W 24.5 D 27.75 H 33 SH 16.5											
		COM	2010	Fabric	2212	2238	2269	2378	2462	2527	2570	2635	1.75 Yds.
		COL	2211	Leather	2896	3074	3372						29.75 Sq. Ft.
		45220	Low back armless, 4-leg, lounge height										
	in.	W 24.5 D 27.75 H 33 SH 16.5											
		COM	2120	Fabric	2322	2348	2379	2488	2572	2637	2680	2745	1.75 Yds.
		COL	2332	Leather	3017	3195	3493						29.75 Sq. Ft.
		45230	Low back armless, sled base										
	in.	W 29.25 D 30 H 33 SH 16.5											
		COM	2470	Fabric	2672	2698	2729	2838	2922	2987	3030	3095	1.75 Yds.
		COL	2717	Leather	3402	3580	3878						29.75 Sq. Ft.
		45240	Low back armless, 4-star swivel base, glides										
	in.	W 39 D 30 H 33 SH 16.5											
		COM	2860	Fabric	3062	3088	3119	3228	3312	3377	3420	3485	1.75 Yds.
		COL	3146	Leather	3831	4009	4307						29.75 Sq. Ft.
		45241	Low back armless, 4-star swivel base with tablet										
	in.	W 28.5 D 30 H 33.75 SH 17.25											
		COM	2500	Fabric	2702	2728	2759	2868	2952	3017	3060	3125	1.75 Yds.
		COL	2750	Leather	3435	3613	3911						29.75 Sq. Ft.
		45250	Low back armless, 5-star base, casters										
	in.	W 39 D 30 H 33.75 SH 17.25											
		COM	2880	Fabric	3082	3108	3139	3248	3332	3397	3440	3505	1.75 Yds.
		COL	3168	Leather	3853	4031	4329						29.75 Sq. Ft.
		45251	Low back armless, 5-star base with tablet										
	in.	W 31.5 D 25.75 H 28.25 SH 16.5 AH 26.75											
		COM	2250	Fabric	2480	2510	2546	2670	2766	2840	2890	2964	2 Yds.
		COL	2475	Leather	3257	3461	3801						34 Sq. Ft.
		45320	Low back w/arms, 4-leg, lounge height										
	in.	W 31.5 D 25.75 H 28.25 SH 16.5 AH 26.75											
		COM	2360	Fabric	2590	2620	2656	2780	2876	2950	3000	3074	2 Yds.
		COL	2596	Leather	3378	3582	3922						34 Sq. Ft.
		45330	Low back w/arms, sled base										
	in.	W 31.5 D 29.25 H 28.25 SH 16.5 AH 26.75											
		COM	2710	Fabric	2940	2970	3006	3130	3226	3300	3350	3424	2 Yds.
		COL	2981	Leather	3763	3967	4307						34 Sq. Ft.
		45340	Low back w/arms, 4-star swivel base, glides										

LOUNGE SEATING

EFFECTIVE APRIL 1, 2025

JUXTA
CONTINUED

			Gr A	Gr B	Gr C	Gr D	Gr E	Gr F	Gr G	Gr H		
	in.	W 39 D 29.25 H 28.25 SH 16.5 AH 26.75										
		COM 3100	Fabric	3330	3360	3396	3520	3616	3690	3740	3814	2 Yds.
		COL 3410	Leather	4192	4396	4736						34 Sq. Ft.
	45341	Low back w/arms, 4-star swivel base with tablet										
	in.	W 31.5 D 28.5 H 29 SH 17.25 AH 27.5										
		COM 2740	Fabric	2970	3000	3036	3160	3256	3330	3380	3454	2 Yds.
		COL 3014	Leather	3796	4000	4340						34 Sq. Ft.
	45350	Low back w/arms, 5-star base, casters										
	in.	W 39 D 28.5 H 29 SH 17.25 AH 27.5										
		COM 3130	Fabric	3360	3390	3426	3550	3646	3720	3770	3844	2 Yds.
		COL 3443	Leather	4225	4429	4769						34 Sq. Ft.
	45351	Low back w/arms, 5-star base with tablet										
	in.	W 24.75 D 29.25 H 40 SH 16.75										
		COM 2360	Fabric	2619	2653	2693	2833	2941	3024	3080	3164	2.25 Yds.
		COL 2596	Leather	3476	3706	4088						38.25 Sq. Ft.
	45420	High back armless, 4-leg, lounge height										
	in.	W 24.75 D 29.25 H 40 SH 16.75										
		COM 2470	Fabric	2729	2763	2803	2943	3051	3134	3190	3274	2.25 Yds.
		COL 2717	Leather	3597	3827	4209						38.25 Sq. Ft.
	45430	High back armless, sled base										
	in.	W 29.25 D 30.5 H 41.25 SH 16.5										
		COM 2820	Fabric	3079	3113	3153	3293	3401	3484	3540	3624	2.25 Yds.
		COL 3102	Leather	3982	4212	4594						38.25 Sq. Ft.
	45440	High back armless, 4-star swivel base, glides										
	in.	W 39 D 30.5 H 41.25 SH 16.5										
		COM 3210	Fabric	3469	3503	3543	3683	3791	3874	3930	4014	2.25 Yds.
		COL 3531	Leather	4411	4641	5023						38.25 Sq. Ft.
	45441	High back armless, 4-star swivel base with tablet										
	in.	W 28.5 D 30.5 H 42 SH 17.25										
		COM 2850	Fabric	3109	3143	3183	3323	3431	3514	3570	3654	2.25 Yds.
		COL 3135	Leather	4015	4245	4627						38.25 Sq. Ft.
	45450	High back armless, 5-star base, casters										
	in.	W 39 D 30.5 H 42 SH 17.25										
		COM 3240	Fabric	3499	3533	3573	3713	3821	3904	3960	4044	2.25 Yds.
		COL 3564	Leather	4444	4674	5056						38.25 Sq. Ft.
	45451	High back armless, 5-star base with tablet										
	in.	W 28.25 D 29.25 H 39.75 SH 16.75 AH 22.5										
		COM 2610	Fabric	2869	2903	2943	3083	3191	3274	3330	3414	2.25 Yds.
		COL 2871	Leather	3751	3981	4363						38.25 Sq. Ft.
	45520	High back w/arms, 4-leg, lounge height										

BAR AND COUNTER TABLES

EFFECTIVE APRIL 1, 2025

LB/LS
Standard laminate
top, reverse bevel
vinyl edge/straight
laminated edge.

LBM/LSM
Matte laminate
top, reverse bevel
vinyl edge/straight
laminated edge.



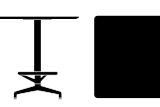

VS
Veneer top,
straight veneer
edge

VB
Veneer top,
reverse bevel
solid wood edge

Q
Quartz top,
straight edge

JUXTA Design E00S

Shipped with PA00 Polished Aluminum or PC23 Dark Gray base. All tables available with power supply. For 2 electrical outlets, specify PA2A; add \$900. For 1 electrical outlet and 2 USB (1 port with 2 USB connections), specify PA2B; add \$1100. For all other construction details, color, finish and stain choices see [page 6](#) or www.keilhauerpricelist.com. Please refer to [Freight](#) on page 4 or www.keilhauerpricelist.com for further details.

	in.	W 30 D 30 H 36				
	47134	1715	1985	2165	2440	5830
		Square 30", counter height				
	in.	W 30 D 30 H 41.75				
	47135	1725	1910	2185	2470	5840
		Square 30", bar height				
	in.	W 36 D 36 H 36				
	47144	2010	2285	2315	2655	7225
		Square 36", counter height				
	in.	W 36 D 36 H 41.75				
	47145	2030	2185	2340	2680	7260
		Square 36", bar height				





To Order Specify

Product Name	<input checked="" type="checkbox"/> 47	<input checked="" type="checkbox"/> 1	<input type="checkbox"/>	<input type="checkbox"/>	<input type="checkbox"/>	<input type="checkbox"/>	<input type="checkbox"/>	<input type="checkbox"/>	<input type="checkbox"/>	
Product Number	Juxta	Square Table	Table Top Size	Table Height	Surface/Edge Options	Wood Veneer Tops	Laminate Tops	Quartz Tops	Power Options (satin aluminum finish)	Base Finish
Surface/Edge Detail			<input checked="" type="checkbox"/> 3	<input checked="" type="checkbox"/> 4	Standard laminate, reverse bevel vinyl edge LS - Standard laminate, straight laminate edge; 2 options available: LSC - Straight laminate edge with corresponding laminate edge band LSP - Straight laminate edge with exposed ply edge band	OKN - Natural Oak OKG - Gray Oak OKB - Black Oak MAN - Natural Maple MAG - Golden Maple WAN - Natural Walnut WAD - Dark Walnut WAM - Mahogany (on Walnut) CHN - Natural Cherry CHM - Medium Cherry CHD - Dark Cherry CUS - Custom stain; add \$250 net flat fee, plus 5% net	Standard Laminates LAM11 - Manitoba Maple* LAM12 - Monticello Maple LAM13 - Fonthill Pear LAM17 - Xanadu LAM18 - Studio Teak LAM22 - Walnut Heights LAM31 - Designer White* LAM32 - Antique White* LAM33 - Alabaster LAM34 - Haze LAM35 - Slate Gray* LAM36 - Dove Gray* LAM37 - North Sea* LAM39 - Crisp Linen LAM41 - Cosmic Strandz LAM42 - Vapor Strandz LAM909 - Black LAM84 - Biltmore Cherry* LAM85 - Hampton Walnut* LAM86 - Montana Walnut* LAM87 - Cafeille* LAM89 - Empire Mahogany* * Matte Finish	BLZ - Blizzard RVN - Raven	\$900: PA2A - 2 power outlets \$1100 PA2B - 1 power & 2 USB (1 port with 2 USB connections)	PA00 - Polished Aluminum PC23 - Dark Gray
Table Top Material/Color			<input type="checkbox"/> 30"	<input type="checkbox"/> 36"	Matte laminate, reverse bevel vinyl edge LSM - Matte laminate, straight laminate edge; 2 options available: LSMC - Straight laminate edge with corresponding laminate edge band LSMP - Straight laminate edge with exposed ply edge band		Matte Laminates LAM61 - Bianco Kos LAM62 - Bianco Malé LAM63 - Grigio Efeso LAM66 - Castoro Ottawa LAM67 - Grigio Londra * LAM68 - Grigio Bromo LAM70 - Nero Ingo			
Power Option					Veneer, reverse bevel solid wood edge Veneer, straight veneer edge Quartz straight edge					
Base Finish										
Quantity										
End User										

* Black Edge Band or Exposed Ply Edge Band Only

BAR AND COUNTER TABLES

EFFECTIVE APRIL 1, 2025

			LB/LS Standard laminate top, reverse bevel vinyl edge/straight laminated edge.	LBM/LSM Matte laminate top, reverse bevel vinyl edge/straight laminated edge.	VS Veneer top, straight veneer edge	VB Veneer top, reverse bevel solid wood edge	Q Quartz top, straight edge
	in.	Diameter 30 H 36					
			1715	1985	2165	2545	5075
47234		Round 30", counter height					
	in.	Diameter 30 H 41.75					
			1725	2000	2185	2570	5085
47235		Round 30", bar height					
	in.	Diameter 36 H 36					
			2010	2185	2315	2755	5755
47244		Round 36", counter height					
	in.	Diameter 36 H 41.75					
			2030	2195	2340	2780	5775
47245		Round 36", bar height					

To Order Specify

	47	2								
Product Name	Juxta	Round Table	Table Top Size	Table Height	Surface/Edge Options	Wood Veneer Tops	Laminate Tops	Quartz Tops	Power Options (satin aluminum finish)	Base Finish
Product Number										
Surface/Edge Detail										
Table Top Material/Color			3 30"	4 Counter (N/A Square 48", Round 42 & 48")	Standard laminate, reverse bevel vinyl edge LS - Standard laminate, straight laminate edge; 2 options available: LSC - Straight laminate edge with corresponding laminate edge band LSP - Straight laminate edge with exposed ply edge band	OKN - Natural Oak OKG - Gray Oak OKB - Black Oak MAN - Natural Maple MAG - Golden Maple WAN - Natural Walnut WAD - Dark Walnut WAM - Mahogany (on Walnut) CHN - Natural Cherry CHM - Medium Cherry CHD - Dark Cherry CUS - Custom stain; add \$250 net flat fee, plus 5% net	Standard Laminates LAM11 - Manitoba Maple* LAM12 - Monticello Maple LAM13 - Fonthill Pear LAM17 - Xanadu LAM18 - Studio Teak LAM22 - Walnut Heights LAM31 - Designer White* LAM32 - Antique White* LAM33 - Alabaster LAM34 - Haze LAM35 - Slate Gray* LAM36 - Dove Gray* LAM37 - North Sea* LAM39 - Crisp Linen LAM41 - Cosmic Strandz LAM42 - Vapor Strandz LAM909 - Black LAM84 - Biltmore Cherry* LAM85 - Hampton Walnut* LAM86 - Montana Walnut* LAM87 - Cafelle* LAM89 - Empire Mahogany* * Matte Finish	BLZ - Blizzard RVN - Raven	\$900; PA2A - 2 power outlets \$1100 PA2B - 1 power & 2 USB (1 port with 2 USB connections)	PA00 - Polished Aluminum PC23 - Dark Gray
Power Option										
Base Finish					Matte laminate, reverse bevel vinyl edge LSM - Matte laminate, straight laminate edge; 2 options available: LSMC - Straight laminate edge with corresponding laminate edge band LSMP - Straight laminate edge with exposed ply edge band					
Quantity			4 36"	5 Bar (N/A Square 48", Round 42 & 48")	Veneer, reverse bevel solid wood edge Veneer, straight veneer edge Quartz straight edge		Matte Laminates LAM61 - Bianco Kos LAM62 - Bianco Malé LAM63 - Grigio Efeso LAM66 - Castoro Ottawa LAM67 - Grigio Londra * LAM68 - Grigio Bromo LAM70 - Nero Ingo			
End User										

* Black Edge Band or Exposed Ply Edge Band Only

CONFERENCE AND MEETING TABLES

EFFECTIVE APRIL 1, 2025

LB/LS
Standard laminate
top, reverse bevel
vinyl edge/straight
laminated edge.

LBM/LSM
Matte laminate
top, reverse bevel
vinyl edge/straight
laminated edge.

VS
Veneer top,
straight veneer
edge

VB
Veneer top,
reverse bevel
solid wood edge

Q
Quartz top,
straight edge

JUXTA Design E00S

Shipped with PA00 Polished Aluminum or PC23 Dark Gray base. All tables available with power supply. For 2 electrical outlets, specify PA2A; add \$900. For 1 electrical outlet and 2 USB (1 port with 2 USB connections), specify PA2B; add \$1100. For all other construction details, color, finish and stain choices see [page 6](#) or www.keilhauerpricelist.com. Please refer to [Freight](#) on page 4 or www.keilhauerpricelist.com for further details.



in.

W 30 D 30 H 29

1450

1735

1910

2195

5580

47133

Square 30", conference height



in.

W 36 D 36 H 29

1770

1920

2075

2415

6985

47143

Square 36", conference height



in.

W 48 D 48 H 29

2175

2790

2745

3240

10725

47163

Square 48", conference height

To Order Specify

47

1

3

3

4

6

3

3

3

3

Product Name
Product Number
Surface/Edge Detail
Table Top Material/Color
Power Option
Base Finish
Quantity
End User

Juxta

Square Table

Table Top Size

Conference Height

Surface/Edge Options

Wood Veneer Tops

Laminate Tops

Quartz Tops

Power Options (satin aluminum finish)

Base Finish

3
30"

4
36"

6
48"

Standard laminate, reverse bevel vinyl edge
LS - Standard laminate, straight laminate edge; 2 options available:
LSC - Straight laminate edge with corresponding laminate edge band
LSP - Straight laminate edge with exposed ply edge band

Matte laminate, reverse bevel vinyl edge
LSM - Matte laminate, straight laminate edge; 2 options available:
LSMC - Straight laminate edge with corresponding laminate edge band
LSMP - Straight laminate edge with exposed ply edge band

Veneer, reverse bevel solid wood edge
Veneer, straight veneer edge
Quartz straight edge

OKN - Natural Oak
OKG - Gray Oak
OKB - Black Oak
MAN - Natural Maple
MAG - Golden Maple
WAN - Natural Walnut
WAD - Dark Walnut
WAM - Mahogany (on Walnut)
CHN - Natural Cherry
CHM - Medium Cherry
CHD - Dark Cherry
CUS - Custom stain; add \$250 net flat fee, plus 5% net

Standard Laminates
LAM11 - Manitoba Maple*
LAM12 - Monticello Maple
LAM13 - Fonthill Pear
LAM17 - Xanadu
LAM18 - Studio Teak
LAM22 - Walnut Heights
LAM31 - Designer White*
LAM32 - Antique White*
LAM33 - Alabaster
LAM34 - Haze
LAM35 - Slate Gray*
LAM36 - Dove Gray*
LAM37 - North Sea*
LAM39 - Crisp Linen
LAM41 - Cosmic Strandz
LAM42 - Vapor Strandz
LAM909 - Black
LAM84 - Biltmore Cherry*
LAM85 - Hampton Walnut*
LAM86 - Montana Walnut*
LAM87 - Cafelle*
LAM89 - Empire Mahogany*
* Matte Finish

BLZ - Blizzard
RVN - Raven

\$900;
PA2A - 2 power outlets \$1100
PA2B - 1 power & 2 USB (1 port with 2 USB connections)





PA00 - Polished Aluminum
PC23 - Dark Gray

Matte Laminates
LAM61 - Bianco Kos
LAM62 - Bianco Malé
LAM63 - Grigio Efeso
LAM66 - Castoro Ottawa
LAM67 - Grigio Londra *
LAM68 - Grigio Bromo
LAM70 - Nero Ingo

* Black Edge Band or Exposed Ply Edge Band Only

CONFERENCE AND MEETING TABLES

EFFECTIVE APRIL 1, 2025

		LB/LS Standard laminate top, reverse bevel vinyl edge/straight laminated edge.	LBM/LSM Matte laminate top, reverse bevel vinyl edge/straight laminated edge.	VS Veneer top, straight veneer edge	VB Veneer top, reverse bevel solid wood edge	Q Quartz top, straight edge
	in.	Diameter 30" H 29				
	47233	1450	1735	1910	2295	4820
		Round 30", conference height				
	in.	Diameter 36" H 29				
	47243	1770	1930	2075	2505	5510
		Round 36", conference height				
	in.	Diameter 42" H 29				
	47253	1865	2030	2295	2820	7695
		Round 42", conference height				
	in.	Diameter 48" H 29				
	47263	2175	2440	2745	3325	11705
		Round 48", conference height				

























To Order Specify

Product Name	47	2		3						
Product Number	Juxta	Round Table	Table Top Size	Conference Height	Surface/Edge Options	Wood Veneer Tops	Laminate Tops	Quartz Tops	Power Options (satin aluminum finish)	Base Finish
Surface/Edge Detail			3							
Table Top Material/Color			30"		Standard laminate, reverse bevel vinyl edge LS - Standard laminate, straight laminate edge; 2 options available: LSC - Straight laminate edge with corresponding laminate edge band LSP - Straight laminate edge with exposed ply edge band	OKN - Natural Oak OKG - Gray Oak OKB - Black Oak MAN - Natural Maple MAG - Golden Maple WAN - Natural Walnut WAD - Dark Walnut WAM - Mahogany (on Walnut) CHN - Natural Cherry CHM - Medium Cherry CHD - Dark Cherry CJS - Custom stain; add \$250 net flat fee, plus 5% net	Standard Laminates LAM11 - Manitoba Maple* LAM12 - Monticello Maple LAM13 - Fonthill Pear LAM17 - Xanadu LAM18 - Studio Teak LAM22 - Walnut Heights LAM31 - Designer White* LAM32 - Antique White* LAM33 - Alabaster LAM34 - Haze LAM35 - Slate Gray* LAM36 - Dove Gray* LAM37 - North Sea* LAM39 - Crisp Linen LAM41 - Cosmic Strandz LAM42 - Vapor Strandz LAM909 - Black LAM84 - Biltmore Cherry* LAM85 - Hampton Walnut* LAM86 - Montana Walnut* LAM87 - Cafelle* LAM89 - Empire Mahogany* * Matte Finish	BLZ - Blizzard RVN - Raven	\$900: PA2A - 2 power outlets \$1100 PA2B - 1 power & 2 USB (1 port with 2 USB connections)	PA00 - Polished Aluminum PC23 - Dark Gray
Power Option			4		Matte laminate, reverse bevel vinyl edge LSM - Matte laminate, straight laminate edge; 2 options available: LSMC - Straight laminate edge with corresponding laminate edge band LSMP - Straight laminate edge with exposed ply edge band					
Base Finish			36"		Veneer, reverse bevel solid wood edge Veneer, straight veneer edge Quartz straight edge					
Quantity			5							
End User			42" (Round top only)							
			6							
			48"							
							Matte Laminates LAM61 - Bianco Kos LAM62 - Bianco Malé LAM63 - Grigio Efeso LAM66 - Castoro Ottawa LAM67 - Grigio Londra * LAM68 - Grigio Bromo LAM70 - Nero Ingo * Black Edge Band or Exposed Ply Edge Band Only			

CONFERENCE AND MEETING TABLES

EFFECTIVE APRIL 1, 2025

JUXTA
CONTINUED

			LB/LS Standard laminate top, reverse bevel vinyl edge/straight laminated edge.	LBM/LSM Matte laminate top, reverse bevel vinyl edge/straight laminated edge.	VS Veneer top, straight veneer edge	VB Veneer top, reverse bevel solid wood edge	Q Quartz top, straight edge
	in.	W 60 D 36 H 29					
			3985	4570	4280	5470	10850
 	47433	Rectangle 36" x 60", conference height					
	in.	W 66 D 36 H 29					
			4170	4810	4470	5775	11605
 	47443	Rectangle 36" x 66", conference height					
	in.	W 72 D 36 H 29					
			4370	5115	4700	6140	12365
 	47453	Rectangle 36" x 72", conference height					
	in.	W 78 D 36 H 29					
			4665	5415	4950	6480	12660
 	47463	Rectangle 36" x 78", conference height					
	in.	W 84 D 36 H 29					
			4840	5720	5235	6875	14540
 	47473	Rectangle 36" x 84", conference height					
	in.	W 72 D 42 H 29					
			4785	5665	5185	6830	13780
 	47553	Rectangle 42" x 72", conference height					
	in.	W 78 D 42 H 29					
			5040	5995	5435	7225	14680
 	47563	Rectangle 42" x 78", conference height					
	in.	W 84 D 42 H 29					
			5235	6115	5645	7565	15505
 	47573	Rectangle 42" x 84", conference height					

To Order Specify

Product Name	<input type="text" value="47"/>	<input type="text" value=""/>	<input type="text" value=""/>	<input type="text" value="3"/>	<input type="text" value=""/>	<input type="text" value=""/>	<input type="text" value=""/>	<input type="text" value=""/>	
Product Number	Juxta	Table Depth	Table Width	Conference Height	Surface/Edge Options	Wood Veneer Tops	Laminate Tops	Quartz Tops	
Surface/Edge Detail		<input type="text" value="4"/>	<input type="text" value="3"/>		Standard laminate, reverse bevel vinyl edge LS - Standard laminate, straight laminate edge; 2 options available: LSC - Straight laminate edge with corresponding laminate edge band LSP - Straight laminate edge with exposed ply edge band	OKN - Natural Oak OKG - Gray Oak OKB - Black Oak MAN - Natural Maple MAG - Golden Maple WAN - Natural Walnut WAD - Dark Walnut WAM - Mahogany (on Walnut) CHN - Natural Cherry CHM - Medium Cherry CHD - Dark Cherry CUS - Custom stain; add \$250 net flat fee, plus 5% net	Standard Laminates LAM11 - Manitoba Maple* LAM12 - Monticello Maple LAM13 - Fonthill Pear LAM17 - Xanadu LAM18 - Studio Teak LAM22 - Walnut Heights LAM31 - Designer White* LAM32 - Antique White* LAM33 - Alabaster LAM34 - Haze LAM35 - Slate Gray* LAM36 - Dove Gray* LAM37 - North Sea* LAM39 - Crisp Linen LAM41 - Cosmic Strandz LAM42 - Vapor Strandz LAM909 - Black LAM84 - Biltmore Cherry* LAM85 - Hampton Walnut* LAM86 - Montana Walnut* LAM87 - Cafelle* LAM89 - Empire Mahogany* * Matte Finish	Matte Laminates LAM61 - Bianco Kos LAM62 - Bianco Malé LAM63 - Grigio Efeso LAM66 - Castoro Ottawa LAM67 - Grigio Londra * LAM68 - Grigio Bromo LAM70 - Nero Ingo * Black Edge Band or Exposed Ply Edge Band Only	BLZ - Blizzard RVN - Raven
Table Top Material/Color		<input type="text" value="5"/>	<input type="text" value="4"/>	<input type="text" value="5"/>				<input type="text" value=""/>	
Power Option		36"	60" (36" D Only)	72"				Power Options (satin aluminum finish)	
Base Finish		42"	66" (36" D Only)	78"	Matte laminate, reverse bevel vinyl edge LSM - Matte laminate, straight laminate edge; 2 options available: LSMC - Straight laminate edge with corresponding laminate edge band LSMP - Straight laminate edge with exposed ply edge band			S - No Power	
Quantity				84"	Veneer, reverse bevel solid wood edge Veneer, straight veneer edge Quartz straight edge			\$1500: PA2A - 2 power outlets PA2B - 1 power & 2 USB (1 port with 2 USB connections)	
End User								Base Finish	
								PA00 - Polished Aluminum PC23 - Dark Gray	

LOUNGE AND OCCASIONAL TABLES

EFFECTIVE APRIL 1, 2025

LB/LS
Standard laminate
top, reverse bevel
vinyl edge/straight
laminated edge.

LBM/LSM
Matte laminate
top, reverse bevel
vinyl edge/straight
laminated edge.













VS
Veneer top,
straight veneer
edge

VB
Veneer top,
reverse bevel
solid wood edge

Q
Quartz top,
straight edge

JUXTA
Design E00S

Shipped with PA00 Polished Aluminum or PC23 Dark Gray base. All tables available with power supply. For 2 electrical outlets, specify PA2A; add \$900. For 1 electrical outlet and 2 USB (1 port with 2 USB connections), specify PA2B; add \$1100. For all other construction details, color, finish and stain choices see [page 6](#) or www.keilhauerpricelist.com. Please refer to [Freight](#) on page 4 or www.keilhauerpricelist.com for further details.













		in.	W 30 D 30 H 15					
				1330	1605	1780	2065	5445
47131			Square 30", occasional height					
		in.	W 30 D 30 H 26					
				1450	1725	1910	2185	5565
47132			Square 30", lounge height					
		in.	W 36 D 36 H 15					
				1635	1790	1945	2285	6850
47141			Square 36", occasional height					
		in.	W 36 D 36 H 26					
				1755	1910	2065	2405	6985
47142			Square 36", lounge height					
		in.	W 48 D 48 H 15					
				2055	2305	2625	3120	10620
47161			Square 48", occasional height					
		in.	W 48 D 48 H 26					
				2165	2780	2735	3230	10725
47162			Square 48", lounge height					

To Order Specify

<input type="checkbox"/>	<input checked="" type="checkbox"/>	<input type="checkbox"/>	<input type="checkbox"/>	<input type="checkbox"/>	<input type="checkbox"/>	<input type="checkbox"/>	<input type="checkbox"/>	<input type="checkbox"/>	<input type="checkbox"/>	
Product Name	Juxta	Square Table	Table Top Size	Table Height	Surface/Edge Options	Wood Veneer Tops	Laminate Tops	Quartz Tops	Power Options (satin aluminum finish)	Base Finish
Product Number	47	1		3						
Surface/Edge Detail			3	1	Standard laminate, reverse bevel vinyl edge LS - Standard laminate, straight laminate edge; 2 options available: LSC - Straight laminate edge with corresponding laminate edge band LSP - Straight laminate edge with exposed ply edge band	OKN - Natural Oak OKG - Gray Oak OKB - Black Oak MAN - Natural Maple MAG - Golden Maple WAD - Natural Walnut WAM - Dark Walnut CHN - Natural Cherry CHM - Medium Cherry CHD - Dark Cherry CUS - Custom stain; add \$250 net flat fee, plus 5% net	Standard Laminates LAM11 - Manitoba Maple* LAM12 - Monticello Maple LAM13 - Fonthill Pear LAM17 - Xanadu LAM18 - Studio Teak LAM22 - Walnut Heights LAM31 - Designer White* LAM32 - Antique White* LAM33 - Alabaster LAM34 - Haze LAM35 - Slate Gray* LAM36 - Dove Gray* LAM37 - North Sea* LAM39 - Crisp Linen LAM41 - Cosmic Strandz LAM42 - Vapor Strandz LAM909 - Black LAM84 - Baltimore Cherry* LAM85 - Hampton Walnut* LAM86 - Montana Walnut* LAM87 - Cafelle* LAM89 - Empire Mahogany* * Matte Finish	BLZ - Blizzard RVN - Raven	\$900: PA2A - 2 power outlets \$1100 PA2B - 1 power & 2 USB (1 port with 2 USB connections)	PA00 - Polished Aluminum PC23 - Dark Gray
Table Top Material/Color			30"	Occasional						
Power Option			4	2	Matte laminate, reverse bevel vinyl edge LSM - Matte laminate, straight laminate edge; 2 options available: LSMC - Straight laminate edge with corresponding laminate edge band LSMP - Straight laminate edge with exposed ply edge band					
Base Finish			36"	Lounge	Veneer, reverse bevel solid wood edge Veneer, straight veneer edge Quartz straight edge					
Quantity			6							
End User			48"				Matte Laminates LAM61 - Bianco Kos LAM62 - Bianco Malé LAM63 - Grigio Efeso LAM66 - Castoro Ottawa LAM67 - Grigio Londra * LAM68 - Grigio Bromo LAM70 - Nero Ingo			
							* Black Edge Band or Exposed Ply Edge Band Only			

LOUNGE AND OCCASIONAL TABLES

EFFECTIVE APRIL 1, 2025

			LB/LS Standard laminate top, reverse bevel vinyl edge/straight laminated edge.	LBM/LSM Matte laminate top, reverse bevel vinyl edge/straight laminated edge.	VS Veneer top, straight veneer edge	VB Veneer top, reverse bevel solid wood edge	Q Quartz top, straight edge
		in.	Diameter 30 H 15				
			1330	1605	1780	2175	4690
47231			Round 30", occasional height				
		in.	Diameter 30 H 26				
			1450	1725	1910	2295	4810
47232			Round 30", lounge height				
		in.	Diameter 36 H 15				
			1635	1800	1945	2385	5380
47241			Round 36", occasional height				
		in.	Diameter 36 H 26				
			1755	1920	2065	2490	5510
47242			Round 36", lounge height				
		in.	Diameter 42 H 15				
			1735	1910	2165	2700	7565
47251			Round 42", occasional height				
		in.	Diameter 42 H 26				
			1865	2030	2285	2820	7695
47252			Round 42", lounge height				

To Order Specify

<input type="checkbox"/>	<input type="checkbox"/>	<input type="checkbox"/>	<input type="checkbox"/>	<input type="checkbox"/>	<input type="checkbox"/>	<input type="checkbox"/>	<input type="checkbox"/>	<input type="checkbox"/>	<input type="checkbox"/>	
Product Name	Juxta	Round Table	Table Top Size	Table Height	Surface/Edge Options	Wood Veneer Tops	Laminate Tops	Quartz Tops	Power Options (satin aluminum finish)	Base Finish
Product Number	47	2		3						
Surface/Edge Detail			3	1	Standard laminate, reverse bevel vinyl edge LS - Standard laminate, straight laminate edge; 2 options available: LSC - Straight laminate edge with corresponding laminate edge band LSP - Straight laminate edge with exposed ply edge band	OKN - Natural Oak OKG - Gray Oak OKB - Black Oak MAN - Natural Maple MAG - Golden Maple WAN - Natural Walnut WAD - Dark Walnut WAM - Mahogany (on Walnut) CHN - Natural Cherry CHM - Medium Cherry CHD - Dark Cherry CUS - Custom stain; add \$250 net flat fee, plus 5% net	Standard Laminates LAM11 - Manitoba Maple* LAM12 - Monticello Maple LAM13 - Fonthill Pear LAM17 - Xanadu LAM18 - Studio Teak LAM22 - Walnut Heights LAM31 - Designer White* LAM32 - Antique White* LAM33 - Alabaster LAM34 - Haze LAM35 - Slate Gray* LAM36 - Dove Gray* LAM37 - North Sea* LAM39 - Crisp Linen LAM41 - Cosmic Strandz LAM42 - Vapor Strandz LAM909 - Black LAM64 - Baltimore Cherry* LAM85 - Hampton Walnut* LAM86 - Montana Walnut* LAM87 - Cafelle* LAM89 - Empire Mahogany* * Matte Finish	BLZ - Blizzard RVN - Raven	\$900: PA2A - 2 power outlets \$1100 PA2B - 1 power & 2 USB (1 port with 2 USB connections)	PA00 - Polished Aluminum PC23 - Dark Gray
Table Top Material/Color			30"	Occasional						
Power Option			4	2	Matte laminate, reverse bevel vinyl edge LSM - Matte laminate, straight laminate edge; 2 options available: LSMC - Straight laminate edge with corresponding laminate edge band LSMP - Straight laminate edge with exposed ply edge band					
Base Finish			36"	Lounge						
Quantity			5		Veneer, reverse bevel solid wood edge Veneer, straight veneer edge Quartz straight edge		Matte Laminates LAM61 - Bianco Kos LAM62 - Bianco Malé LAM63 - Grigio Efeso LAM66 - Castoro Ottawa LAM67 - Grigio Londra* LAM68 - Grigio Bromo LAM70 - Nero Ingo			
End User			42"				* Black Edge Band or Exposed Ply Edge Band Only			

LOUNGE AND OCCASIONAL TABLES

EFFECTIVE APRIL 1, 2025

JUXTA
CONTINUED





LB/LS
Standard laminate
top, reverse bevel
vinyl edge/straight
laminated edge.

LBM/LSM
Matte laminate
top, reverse bevel
vinyl edge/straight
laminated edge.

VS
Veneer top,
straight veneer
edge

VB
Veneer top,
reverse bevel
solid wood edge

Q
Quartz top,
straight edge

		in.	Diameter 48 H 15					
				2055	2315	2625	3215	11585
47261			Round 48", occasional height					
		in.	Diameter 48 H 26					
				2165	2425	2735	3325	11695
47262			Round 48", lounge height					

To Order Specify

<input type="checkbox"/>	<input type="checkbox"/>	<input type="checkbox"/>	<input type="checkbox"/>	<input type="checkbox"/>	<input type="checkbox"/>	<input type="checkbox"/>	<input type="checkbox"/>	<input type="checkbox"/>	<input type="checkbox"/>	
Product Name	47	2	Table Top Size	Table Height	Surface/Edge Options	Wood Veneer Tops	Laminate Tops	Quartz Tops	Power Options (satin aluminum finish)	Base Finish
Product Number	Juxta	Round Table								
Surface/Edge Detail			<input type="checkbox"/>	<input type="checkbox"/>	<input type="checkbox"/>	<input type="checkbox"/>	<input type="checkbox"/>	<input type="checkbox"/>	<input type="checkbox"/>	<input type="checkbox"/>
Table Top Material/Color			6 48"	1 Occasional	Standard laminate, reverse bevel vinyl edge LS - Standard laminate, straight laminate edge; 2 options available: LSC - Straight laminate edge with corresponding laminate edge band LSP - Straight laminate edge with exposed ply edge band	OKN - Natural Oak OKG - Gray Oak OKB - Black Oak MAN - Natural Maple MAG - Golden Maple WAN - Natural Walnut WAD - Dark Walnut WAM - Mahogany (on Walnut) CHN - Natural Cherry CHM - Medium Cherry CHD - Dark Cherry CUS - Custom stain; add \$250 net flat fee, plus 5% net	Standard Laminates LAM11 - Manitoba Maple* LAM12 - Monticello Maple LAM13 - Fonthill Pear LAM17 - Xanadu LAM18 - Studio Teak LAM22 - Walnut Heights LAM31 - Designer White* LAM32 - Antique White* LAM33 - Alabaster LAM34 - Haze LAM35 - Slate Gray* LAM36 - Dove Gray* LAM37 - North Sea* LAM39 - Crisp Linen LAM41 - Cosmic Strandz LAM42 - Vapor Strandz LAM909 - Black LAM84 - Biltmore Cherry* LAM85 - Hampton Walnut* LAM86 - Montana Walnut* LAM87 - Cafelle* LAM89 - Empire Mahogany* * Matte Finish	BLZ - Blizzard RVN - Raven	\$900: PA2A - 2 power outlets \$1100 PA2B - 1 power & 2 USB (1 port with 2 USB connections)	PA00 - Polished Aluminum PC23 - Dark Gray
Power Option				2 Lounge	Matte laminate, reverse bevel vinyl edge LSM - Matte laminate, straight laminate edge; 2 options available: LSMC - Straight laminate edge with corresponding laminate edge band LSMP - Straight laminate edge with exposed ply edge band		Matte Laminates LAM61 - Bianco Kos LAM62 - Bianco Malé LAM63 - Grigio Efeso LAM66 - Castoro Ottawa LAM67 - Grigio Londra * LAM68 - Grigio Bromo LAM70 - Nero Ingo			
Base Finish					Veneer, reverse bevel solid wood edge Veneer, straight veneer edge Quartz straight edge					
Quantity										
End User										

* Black Edge Band or Exposed Ply Edge Band Only