

KEILHAUER

Spec Sheet

Trua



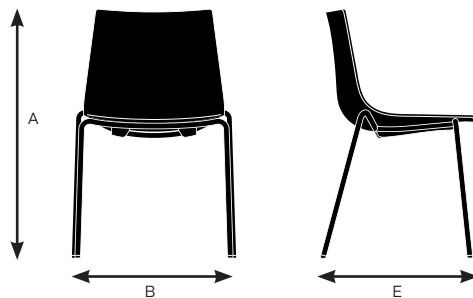
Trua dimensions and features

Designer: Tom Deacon

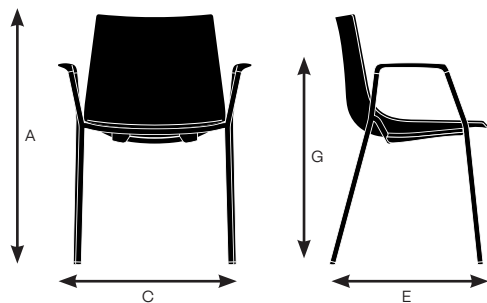
	65160 Armless Stacking Chair, Plastic Shell, 4-Leg Base	65170 Stacking Chair with Arms, Plastic Shell, 4-Leg Base	65180 Armless Chair, Plastic Shell, Sled Base	65260 Armless Stacking Chair, Wood Shell, 4-Leg Base	65270 Stacking Chair with Arms, Wood Shell, 4-Leg Base	65280 Armless Chair, Wood Shell, Sled Base
Seat						
Seat Height	18.50"	18.50"	18.50"	18.50"	18.50"	18.50"
Seat Width	18.00"	18.00"	18.00"	18.00"	18.00"	18.00"
Seat Depth	16.25"	16.25"	16.25"	16.25"	16.25"	16.25"
Seat Pan Angle	5.5°	5.5°	5.5°	5.5°	5.5°	5.5°
Back						
Backrest Height	16.50"	16.50"	16.50"	16.50"	16.50"	16.50"
Backrest Width	16.75"	16.75"	16.75"	16.75"	16.75"	16.75"
Backrest Angle	105.0°	105.0°	105.0°	105.0°	105.0°	105.0°
Angle Between Seat and Back	99.5°	99.5°	99.5°	99.5°	99.5°	99.5°
Arms						
Arm Height	N/A	8.50"	N/A	N/A	8.50"	N/A
Arm Height from Floor	N/A	26.25"	N/A	N/A	26.25"	N/A
Armrest Depth	N/A	9.00"	N/A	N/A	9.00"	N/A
Armrest Width	N/A	1.50"	N/A	N/A	1.50"	N/A
Armrest Set Back	N/A	5.25"	N/A	N/A	5.25"	N/A
Width Between Armrests	N/A	21.50"	N/A	N/A	21.50"	N/A
Stacking						
Stacking on Floor	10	10	12	10	10	12
Overall Height (Floor)	45.50"	45.50"	47.00"	45.50"	45.50"	47.00"
Overall Width (Floor)	20.00"	25.00"	22.50"	20.00"	25.00"	22.50"
Overall Depth (Floor)	30.50"	30.50"	31.50"	30.50"	30.50"	31.50"
Stacking on Dolly	10	10	12	10	10	12
Overall Height (Dolly)	53.50"	53.50"	66.00"	53.50"	53.50"	66.00"
Overall Width (Dolly)	24.00"	24.00"	24.00"	24.00"	24.00"	24.00"
Overall Depth (Dolly)	33.50"	33.50"	38.50"	33.50"	33.50"	38.50"
Weight (lbs)	12.5	14.75	15.75	10.5	12.5	13.5

A. Overall Height	32.50"
B. Overall Width Armless	20.00"
C. Overall Width With Arms	25.00"
D. Overall Width Sled Base	21.50"
E. Overall Depth 4-Leg Base	21.00"
F. Overall Depth Sled Base	20.50"
G. Arm Height From Floor	26.25"

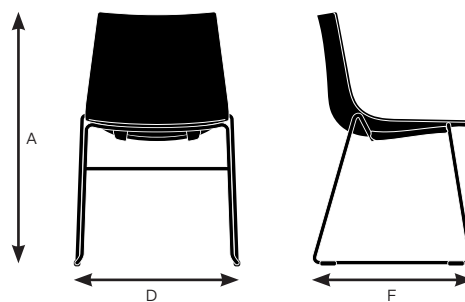
Models 65160 65260



Models 65170 / 65270



Models 65180 / 65280



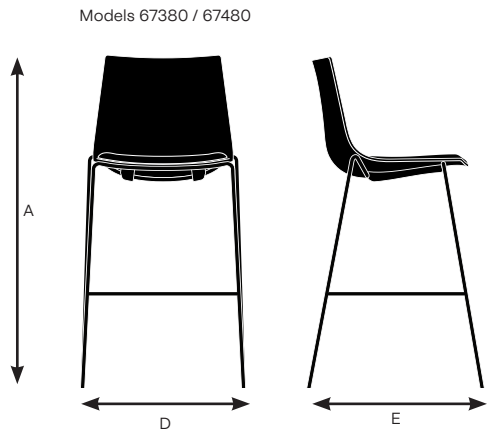
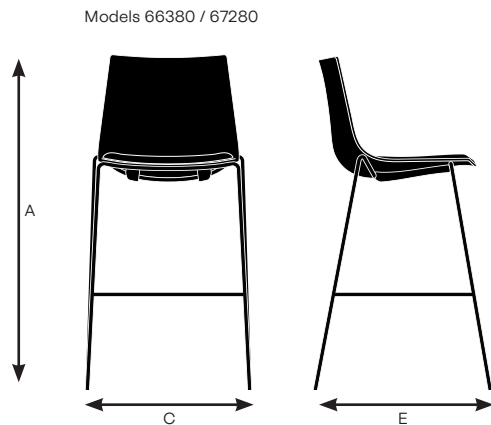
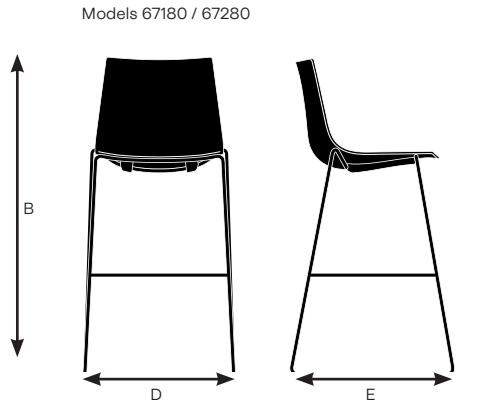
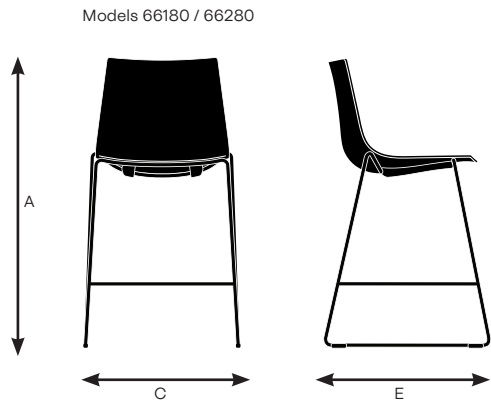
KEILHAUER

Trua dimensions and features

Designer: Tom Deacon

	66180 Armless Counter Stool, Plastic Shell, Sled Base	66280 Armless Counter Stool, Wood Shell, Sled Base	67180 Armless Bar Stool, Plastic Shell, Sled Base	67280 Armless Bar Stool, Wood Shell, Sled Base	67380 Sled Base Bar Stool, Plastic Shell and Upholstered Seat Pad, Armless	67480 Sled Base Bar Stool, Wood Shell and Upholstered Seat Pad, Armless	66380 Sled Base Counter Stool with Plastic Shell and Upholstered Seat Pad, Armless	66480 Sled Base Counter Stool with Wood Shell and Upholstered Seat Pad, Armless
Seat								
Seat Height	26.5"	26.5"	31.5"	31.5"	31.5"	31.5"	26.5"	26.5"
Seat Width	18.00"	18.00"	18.00"	18.00"	18.00"	18.00"	18.00"	18.00"
Seat Depth	16.25"	16.25"	16.25"	16.25"	16.25"	16.25"	16.25"	16.25"
Seat Pan Angle	5.5°	5.5°	5.5°	5.5°	5.5°	5.5°	5.5°	5.5°
Back								
Backrest Height	16.50"	16.50"	16.50"	16.50"	16.50"	16.50"	16.50"	16.50"
Backrest Width	16.75"	16.75"	16.75"	16.75"	16.75"	16.75"	16.75"	16.75"
Backrest Angle	105.0°	105.0°	105.0°	105.0°	105.0°	105.0°	105.0°	105.0°
Angle Between Seat and Back	99.5°	99.5°	99.5°	99.5°	99.5°	99.5°	99.5°	99.5°
Weight (lbs)	17	14.75	18	15.75	15.75	15.75	14.75	14.75

A. Overall Counter Height	38.50"
B. Overall Bar Height	46.00"
C. Overall Width Sled Base (Counter)	21.25"
D. Overall Width Sled Base (Bar)	22.00"
E. Overall Depth Sled Base	23.50"



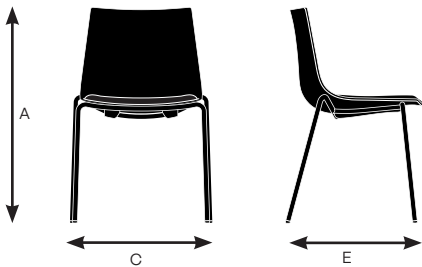
Trua dimensions and features

Designer: Tom Deacon

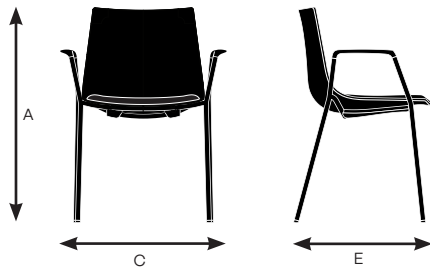
	65360 4-leg Chair with Plastic Shell and Upholstered Seat Pad, Armless	65370 4-leg chair with Plastic Shell and Upholstered Seat Pad, with Arms	65380 Sled Base Chair with Plastic Shell and Upholstered Seat Pad, Armless	65460 4-leg Chair with Wood Shell and Upholstered Seat Pad, Armless	65470 4-leg Chair with Wood Shell and Upholstered Seat Pad, with Arms	65480 Sled Base Chair with Wood Shell and Upholstered Seat Pad, Armless
Seat						
Seat Height	18.50"	18.50"	18.50"	18.50"	18.50"	18.50"
Seat Width	18.00"	18.00"	18.00"	18.00"	18.00"	18.00"
Seat Depth	16.25"	16.25"	16.25"	16.25"	16.25"	16.25"
Seat Pan Angle	5.5°	5.5°	5.5°	5.5°	5.5°	5.5°
Back						
Backrest Height	16.50"	16.50"	16.50"	16.50"	16.50"	16.50"
Backrest Width	16.75"	16.75"	16.75"	16.75"	16.75"	16.75"
Backrest Angle	105.0°	105.0°	105.0°	105.0°	105.0°	105.0°
Angle Between Seat and Back	99.5°	99.5°	99.5°	99.5°	99.5°	99.5°
Arms						
Arm Height	N/A	8.50"	N/A	N/A	8.50"	N/A
Arm Height from Floor	N/A	26.25"	N/A	N/A	26.25"	N/A
Armrest Depth	N/A	9.00"	N/A	N/A	9.00"	N/A
Armrest Width	N/A	1.50"	N/A	N/A	1.50"	N/A
Armrest Set Back	N/A	5.25"	N/A	N/A	5.25"	N/A
Width Between Armrests	N/A	21.50"	N/A	N/A	21.50"	N/A
Stacking						
Stacking on Floor	10	10	12	10	10	12
Overall Height (Floor)	45.50"	45.50"	47.00"	45.50"	45.50"	47.00"
Overall Width (Floor)	20.00"	25.00"	22.50"	20.00"	25.00"	22.50"
Overall Depth (Floor)	30.50"	30.50"	31.50"	30.50"	30.50"	31.50"
Stacking on Dolly	6	6	6	6	6	6
Overall Height (Dolly)	53.50"	53.50"	66.00"	53.50"	53.50"	66.00"
Overall Width (Dolly)	24.00"	24.00"	24.00"	24.00"	24.00"	24.00"
Overall Depth (Dolly)	33.50"	33.50"	38.50"	33.50"	33.50"	38.50"
Weight (lbs)	12.5	14.75	15.75	10.5	12.5	13.5

A. Overall Height	32.50"
B. Overall Width Armless	20.00"
C. Overall Width With Arms	25.00"
D. Overall Width Sled Base	21.50"
E. Overall Depth 4-Leg Base	21.00"
F. Overall Depth Sled Base	20.50"
G. Arm Height From Floor	26.25"

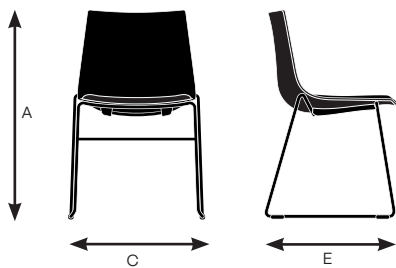
Models 65360 / 65460



Models 65370 / 65470



Models 65380 / 65480



KEILHAUER

Trua dimensions and features

Designer: Tom Deacon

Construction Material

Wood Shells	3D Beech Veneer Plywood, with Walnut or Oak Veneered Face
Plastic Shells	Glass Filled No Break Polypropylene
Closed Arm Frame	5/8" Diameter Steel tube 14 gauge & 1" x 1/4" Steel bar
Arms for Closed Arm	Cast Aluminum
Armless Frame	5/8" 16 Gauge tube, steel wire
Sled Base	7/16" Steel rod & 1" x 3/16" Steel bar
Bar/Counter Frame	7/16" Steel rod & 1" x 3/16" Steel bar
Seat Bumpers	Nylon
Glides	K-Resin (4-leg), Polycarbonate (sled)
Ganging (for sled base chair models)	K-Resin/Polypropylene