


LOK Training

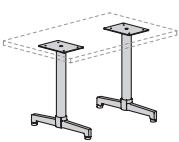
Quickship



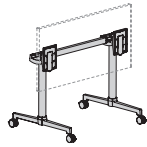
Lok Training Quickship Product Information



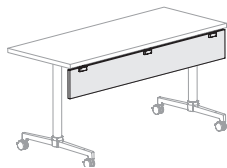
Rectangular Training Top
pages [QLK8](#), [QLK10](#)



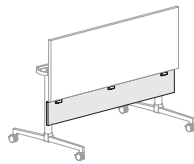
Fixed T Base for Rectangular Top
pages [QLK9](#), [QLK11](#)



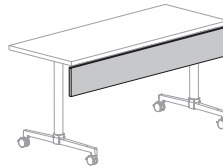
Tilt T Base for Rectangular Top
pages [QLK9](#), [QLK11](#)



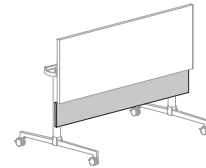
Fixed Acrylic Modesty Panel
pages [QLK9](#), [QLK11](#)



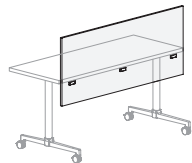
Hinged Acrylic Modesty Panel
pages [QLK9](#), [QLK11](#)



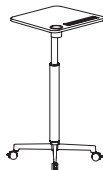
Fixed Laminate Modesty Panel
pages [QLK9](#), [QLK11](#)



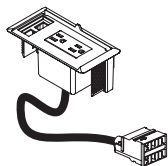
Hinged Laminate Modesty Panel
pages [QLK9](#), [QLK11](#)



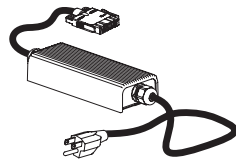
Frosted Acrylic Privacy Screen
page [QLK12](#)



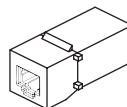
Adjustable Mobile Stand
page [QLK12](#)



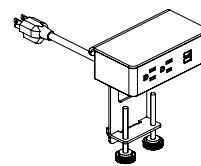
Electrical CT1 for Econo
page [QLK13](#)



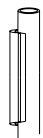
3 Prong Plug
page [QLK13](#)



Telecom Phone/Data Jack
page [QLK14](#)



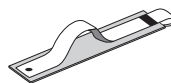
Edge Mount Power
page [QLK14](#)



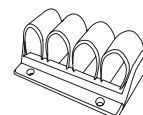
Vertical Wire Manager
page [QLK15](#)



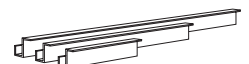
Flexible Wire Manager
page [QLK15](#)



Wire Management Velcro Straps
page [QLK15](#)



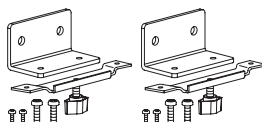
Cable Management Clips
page [QLK15](#)



Wire Manager Trough
page [QLK15](#)



Table Link Bracket
page [QLK15](#)



Screen Link Bracket
page [QLK15](#)

Lok Training Quickship Product Information

JSI offers select Lok Training models with select options, in our Quickship program. These items ship within 10 business days after receipt of a clean, credit approved purchase order. Items should be placed on order separate from standard lead time models.

Product for up to 25 Lok Training tables can be included on a single Quickship order. Available capacity is filled by order as they are received. If normal 10 day Quickship is not available because capacity has been filled, you will be immediately notified by JSI customer service. Changes and cancellations to Quickship orders are not allowed under any circumstances, nor are modifications to the predetermined Quickship offering. Limit one order per project.

A separate quickship catalog is available on the 20/20 Technologies through the CAP and Giza Platforms, as well as through Spec by Configura. Available product can also be specified from the Quickship tab on JSI's CET extension.

Finish and Reference Codes - Summary


Select	Code	Select	Code
TFL Laminates		Electrical Color	
Black	BLK	Black	BL
Brickdust	BRK	Grey	SG
Bridal Blanco	BBL		
Cask	CSK	Plastic Finish	
Clay	CLY	Black	B
Designer White	DWH	Silver	S
Fawn	FAW		
Flint	FLN	Edge Mount Finish Color	
Loft	LOF	Black	B
Mesa	MES	White	W
Mineral	MIN		
Mocha	MCH		
Outback	OBK		
Pilsner	PIL		
Slate Grey	SLG		
Umber	UMB		
Valley	VAL		
Single Metal Finish			
Arctic Silver	ASL		
Matte Black	MBK		
Foot Option for Fixed Bases			
Glide	G		
Caster	C		
Caster			
Black	BL		

For General Terms & Conditions, Warranty or Care & Maintenance refer to JSI Commercial Price List

Lok Training Quickship Product Information

Laminate Tops

Lok quickship training table worksurfaces are offered in TFL (Thermal Fused Laminate). The tops are 1 3/8" thick, 3 ply balanced construction. TFL - Particle board core with thermally fused face and matching backer complete the balanced construction.

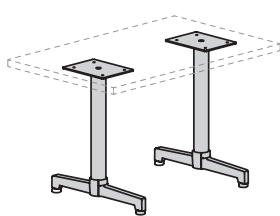


Eased Edge (R3)

PVC

T-Base

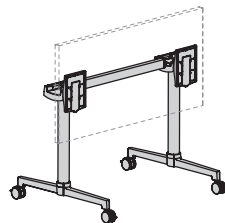
The Lok quickship training offers a T-base with a fixed leg with glide or caster or tilt with caster with a single metal finish.



Fixed T Base

ASL Arctic Silver Feet & Post

MBK Matte Black Feet & Post



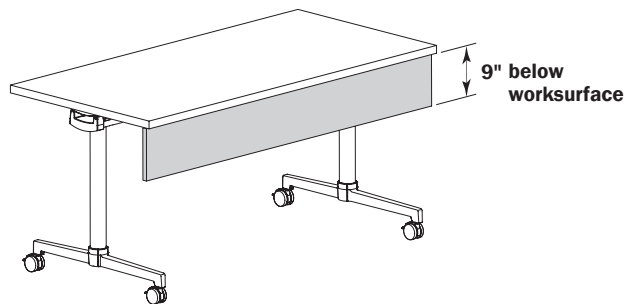
Tilt T Base

ASL Arctic Silver Feet & Post

MBK Matte Black Feet & Post

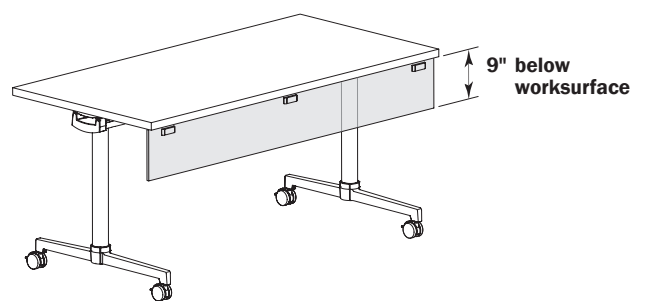
Modesty Panels

Full table width panels provide user 9" of privacy and conceal electrical components and wire channels.



Laminate

- 3/4" thick
- 10 standard TFL colors with matching PVC edge
- supported with concealed hinge or support brackets
- 5/8" space provided between top edge of modesty panel and bottom surface of top to route electrical wires from top of table to under side



Frosted Acrylic

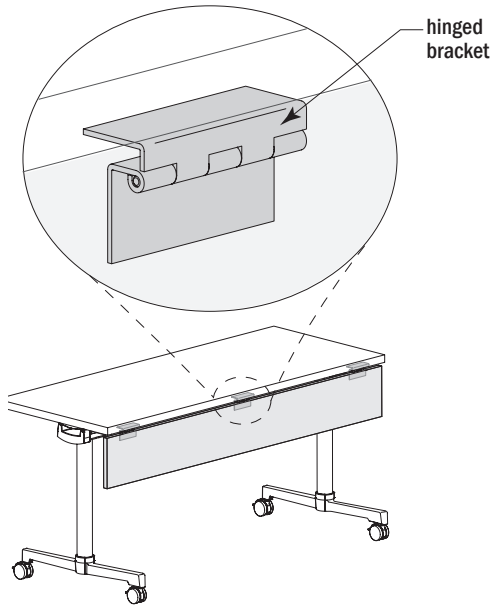
- 1/4" two sided frosted acrylic
- acrylic panels supported with hinge or bracket with powder-coated cover plate to conceal support hardware
- 5/8" space provided between top edge of modesty panel and bottom surface of top to route electrical wires from top of table to under side
- specify trim cap Arctic Silver or Matte Black

Lok Training Quickship Product Information

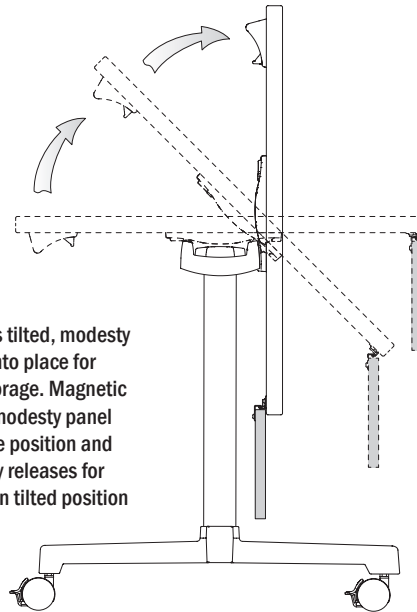
Modesty Panel Attachment Methods

Acrylic and laminate modesty panels can be specified with 2 different attachment methods; select from Hinged or Fixed.

① Hinged Modesty Panels with Tilt Table Option

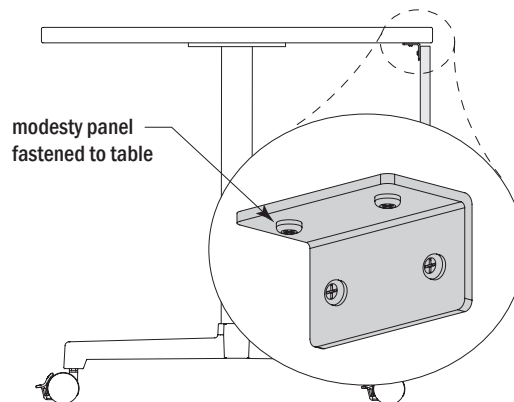
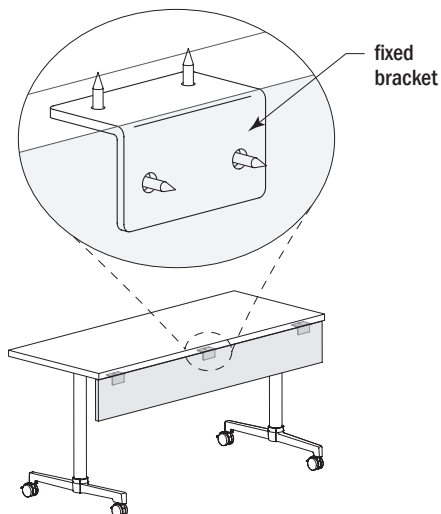


When table is tilted, modesty panel folds into place for organized storage. Magnetic hinge holds modesty panel vertical in use position and automatically releases for self-storage in tilted position



② Fixed Modesty Panels

Fixed modesty panels are intended to always be attached and should not be specified in conjunction with tilt top tables.

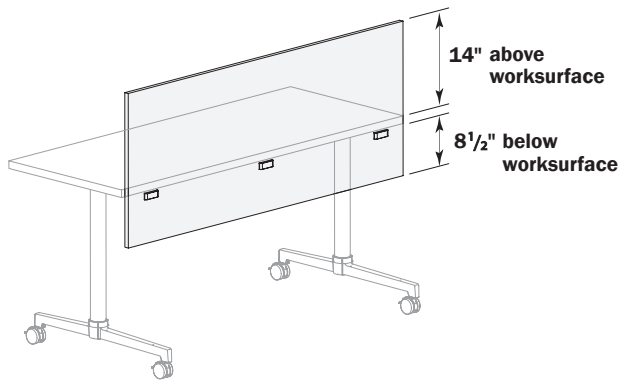


Lok Training Quickship Product Information

Privacy Panel Screens

Full width panel to provide user privacy concealing electrical components, wire channels and equipment on table top. Screens provide 8 ½" below and 14" above top concealment

Privacy Acrylic Panel

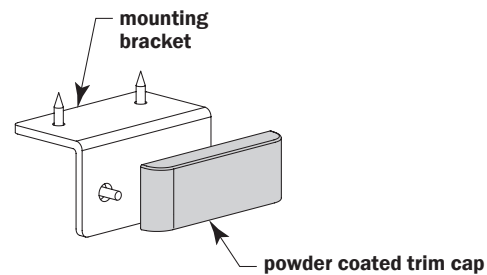


Acrylic

- ¼" two sided frosted acrylic

Screen Mounting

- screens supported by brackets with powder coated cover plates fastened to underside of top
- mounting brackets can be fastened out for routing cables to underside of top or to install monitor arm
- screens available for approach and end of table applications
- linking kits available for shared privacy screen application between two tables approach or end applications
- screens must be removed before tilting



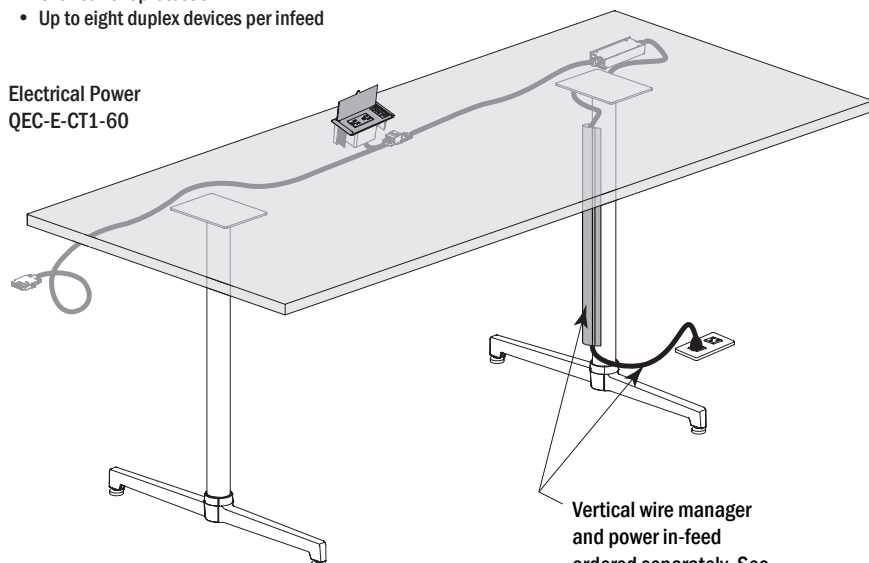
Lok Training Quickship Product Information

Overview of ECONO Electrical System

ECONO electrical system allows up to eight duplex power modules to be daisy-chained together (non-directional/non-sequential) and powered from a single power in-feed. The number of power modules connected is limited to the maximum allowed under UL Standard 962. If too many are connected, the control module disconnects all power to the system and signals red. Power is restored to the system after the extra power module(s) are disconnected, which is indicated by a green light. Econo will not work with GFI or GFCI - Ground Fault Circuit Interrupter Wall or Floor Outlets.

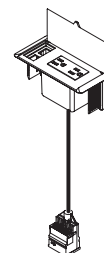
- Two 110 power and two data openings
- Single circuit power with 12 amp total system
- Plastic unit with retractable lid - black or grey color selection
- Over-current protection
- Up to eight duplex devices per infeed

Electrical Power
QEC-E-CT1-60



Vertical wire manager
and power in-feed
ordered separately. See
pages [QLK15](#)

Components included when
ECONO Power selected:



Top Unit x 1



Jumper x 1

Above quantity shows
when C (Center) is specified.

When L (Left) / R (Right) are
specified, the quantity is double.
Top Unit x 2 and Jumper x 2

Electrical

Power is measured and located out from the center of the table. Power in-feed is specified separately to support building electrical connection.

ECONO Components:

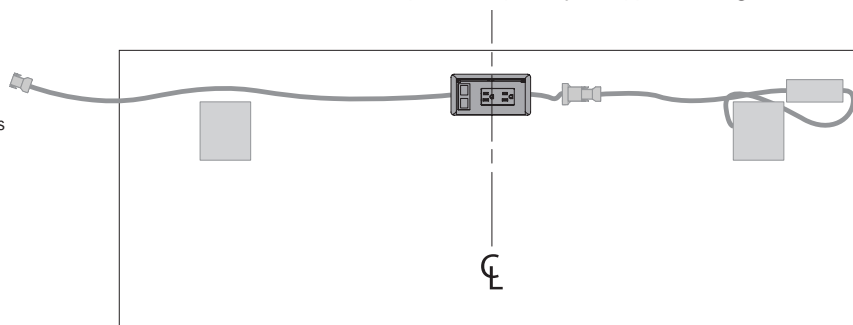
Ganged Tables	Power In-Feed	Power Centers	Jumpers
------------------	------------------	------------------	---------

48" - 72" Tables - CT1

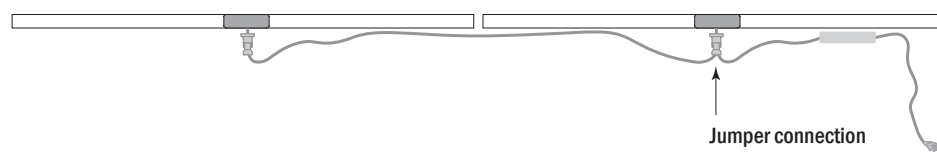
8	1	8	8
7	1	7	7
6	1	6	6
5	1	5	5
4	1	4	4
3	1	3	3
2	1	2	2
1	1	1	1

66" - 72" Tables - LRT2

4	1	8	8
3	1	6	6
2	1	4	4
1	1	2	2



QE-CT1-C0 - Single Power in Center Location on top cutout locations



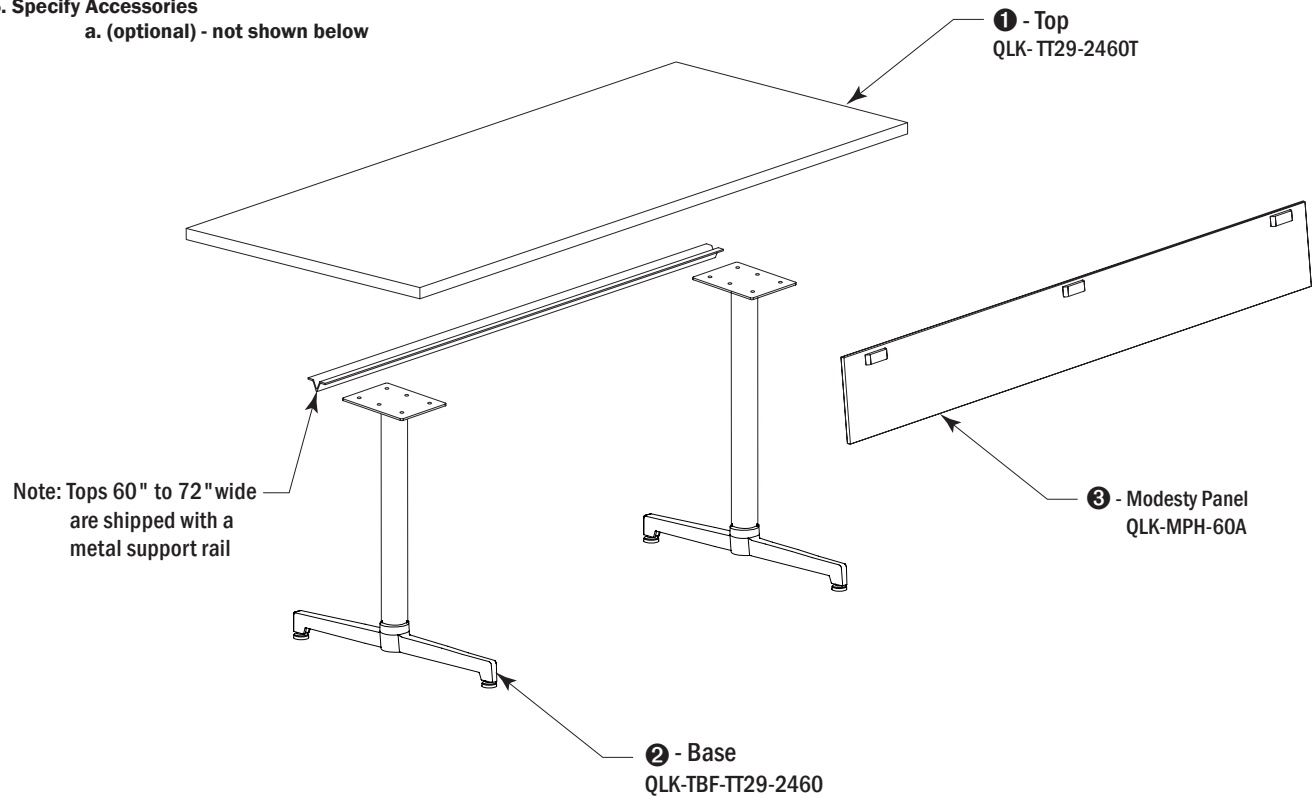
Jumper connection
at center of tables.

Lok Training Quickship Product Information

Overview of Fixed T Specifying

Lok Training table offer the many configurations and room layouts to support today's diverse learning environments. When planning a space, select the size of the rectangular shaped top that best fits the space you are planning. Then select the base, modesty panel and appropriate accessories.

1. Specify Top
 - a. power cut out (optional)
 - b. linking brackets (optional)
2. Specify Base
3. Specify Modesty Panel
 - a. (optional)
4. Specify Electrical
 - a. (optional) - not shown below
5. Specify Accessories
 - a. (optional) - not shown below



Model Number Breakdown

1 - Top

QLK-TT29-2460T					
LK	TT	29	2460	T	
Lok Designator	Top Shape - Rectangular	Table Height - 29"	Top Size - 24" x 60"	Top Material - Laminate	

2 - Base







QLK-TBF-TT29-2460					
LK	TBF	TT	29	2460	
Lok Designator	Base Type - Fixed T-Base (standard with glides)	29" Table Height	Table Height - 29"	Top Size - 24" x 60"	

3 - Modesty Panel

QLK-MPH-60A					
LK	MP	H	60	A	
Lok Designator	Panel Type - Modesty	Function - Hinged	Panel Size - 60"	Panel Material - Frosted Acrylic	

Description

Rectangular Training Top

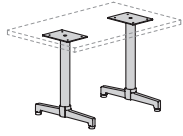
<div><div>top shape</div></div>						 <div>Eased Edge (R3)</div>															
<table><tr><th>D</th><th>W</th><th>H</th><th>CTN WT</th><th>CU FT</th><th> Model</th></tr><tr><td>24</td><td>48</td><td>29</td><td>35</td><td>3</td><td>QLK-TT29-2448T</td></tr></table>						D	W	H	CTN WT	CU FT	 Model	24	48	29	35	3	QLK-TT29-2448T	<table><tr><th>Standard</th></tr><tr><th>TFL</th></tr><tr><td>\$339</td></tr></table>	Standard	TFL	\$339
D	W	H	CTN WT	CU FT	 Model																
24	48	29	35	3	QLK-TT29-2448T																
Standard																					
TFL																					
\$339																					

- base, modesty panel, electrical, and privacy screens sold and ship separately
- specify power option, see page [QLK14](#)
- optional set of (2) linking bracket, specify and add an additional \$64 list

Specify: Model | TFL Laminate | Power | Linking Bracket

Training Table Bases

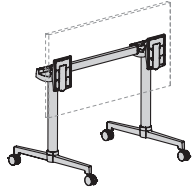
Description	D	W	H	CTN WT	CU FT	① Model	List Price
Fixed T Base for Rectangular Top	24	48	29	23	5	QLK-TBF-TT29-2448	\$545



- bases include all necessary field assembly hardware

Specify: Model | Metal Base Finish | Foot

Tilt T Base for Rectangular Top	24	48	29	29	7	QLK-TBT-TT29-2448	\$1,061
---------------------------------	----	----	----	----	---	-------------------	---------



- bases include all necessary field assembly hardware

Specify: Model | Metal Base Finish

Training Table Modesty Panels

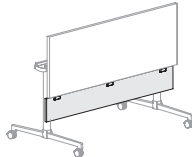
Description	D	W	H	CTN WT	CU FT	① Model	List Price
Fixed Acrylic Modesty Panel	¼	48	8	10	3	QLK-MPF-48A	\$357



- not intended to be used on a table with tilt bases.

Specify: Model | Metal Finish

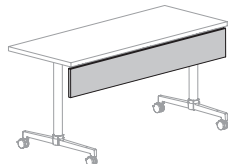
Hinged Acrylic Modesty Panel	¼	48	8	10	3	QLK-MPH-48A	\$404
------------------------------	---	----	---	----	---	-------------	-------



- not intended to be used on a table with fixed bases.
- magnetic hinge holds modesty panel in vertical position

Specify: Model | Metal Finish

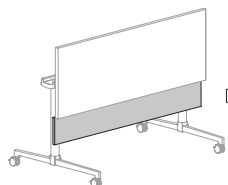
Description	D	W	H	CTN WT	CU FT	① Model	Standard TFL
Fixed Laminate Modesty Panel	¾	48	8	10	3	QLK-MPF-48T	\$186



- not intended to be used on a table with tilt bases.

Specify: Model | TFL Laminate

Hinged Laminate Modesty Panel	¾	48	8	10	3	QLK-MPH-48T	\$224
-------------------------------	---	----	---	----	---	-------------	-------



- not intended to be used on a table with fixed bases.
- magnetic hinge holds modesty panel in vertical position
- magnetic hinge releases for self-storage when table is tilted

Specify: Model | TFL Laminate

Description

Rectangular Training Top

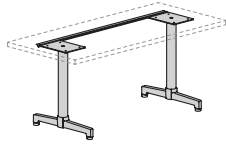
<div><div>top shape</div></div>						<div><div>Eased Edge (R3) Standard TFL</div></div>	
D	W	H	CTN WT	CU FT	❶ Model	TFL	
24	60	29	43	3	QLK-TT29-2460T	\$381	
30	60	29	54	4	QLK-TT29-3060T	\$401	
24	72	29	52	4	QLK-TT29-2472T	\$475	
30	72	29	65	5	QLK-TT29-3072T	\$501	

- base, modesty panel, electrical, and privacy screens sold and ship separately
- specify power option, see page [QLK14](#)
- optional set of (2) linking bracket, specify and add an additional \$64 list

Specify: Model | TFL Laminate | Power | Linking Bracket

Training Table Bases

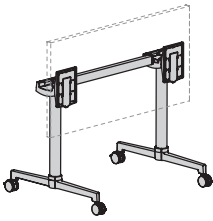
Description	D	W	H	CTN WT	CU FT	① Model	List Price
Fixed T Base for Rectangular Top	24	60	29	27	6	QLK-TBF-TT29-2460	\$604
	30	60	29	28	8	QLK-TBF-TT29-3060	\$637
	24	72	29	28	6	QLK-TBF-TT29-2472	\$615
	30	72	29	29	8	QLK-TBF-TT29-3072	\$649



· bases include all necessary field assembly hardware

Specify: Model | Metal Base Finish | Foot

Tilt T Base for Rectangular Top	24	60	29	30	7	QLK-TBT-TT29-2460	\$1,078
	30	60	29	31	9	QLK-TBT-TT29-3060	\$1,111
	24	72	29	31	7	QLK-TBT-TT29-2472	\$1,110
	30	72	29	32	9	QLK-TBT-TT29-3072	\$1,143



· base nests in offset position when top is tilted
· bases include all necessary field assembly hardware

Specify: Model | Metal Base Finish

Training Table Modesty Panels

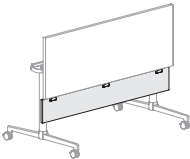
Description	D	W	H	CTN WT	CU FT	① Model	List Price
Fixed Acrylic Modesty Panel	¼	60	8	11	3	QLK-MPF-60A	\$451
	¼	72	8	12	4	QLK-MPF-72A	\$508



· not intended to be used on a table with tilt bases.

Specify: Model | Metal Finish

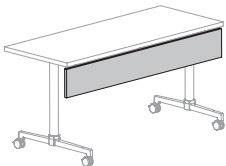
Hinged Acrylic Modesty Panel	¼	60	8	11	3	QLK-MPH-60A	\$505
	¼	72	8	12	4	QLK-MPH-72A	\$561



· not intended to be used on a table with fixed bases.
· magnetic hinge holds modesty panel in vertical position

Specify: Model | Metal Finish

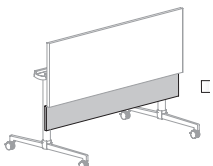
Description	D	W	H	CTN WT	CU FT	① Model	Standard TFL
Fixed Laminate Modesty Panel	¾	60	8	11	3	QLK-MPF-60T	\$209
	¾	72	8	12	4	QLK-MPF-72T	\$218



· not intended to be used on a table with tilt bases.

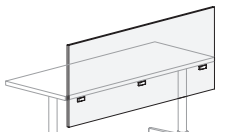
Specify: Model | TFL Laminate

Hinged Laminate Modesty Panel	¾	60	8	11	3	QLK-MPH-60T	\$260
	¾	72	8	12	4	QLK-MPH-72T	\$269



· not intended to be used on a table with fixed bases.
· magnetic hinge holds modesty panel in vertical position

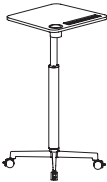
Specify: Model | TFL Laminate

Description	D	W	H	CTN WT	CU FT	❶ Model	List Price
	¼	24	23 ¾	10	3	QLK-PSP-2424A	\$438
	¼	30	23 ¾	10	3	QLK-PSP-3024A	\$497
	¼	48	23 ¾	10	5	QLK-PSP-4824A	\$675
	¼	60	23 ¾	10	6	QLK-PSP-6024A	\$830
	¼	72	23 ¾	10	7	QLK-PSP-7224A	\$947

- when adding privacy screen on tilting training table, privacy screen must be removed prior to tilting
- acrylic privacy screen can be installed on rectangular or lecture tables
- 13 ¾" height above surface

Specify: Model | Metal Finish

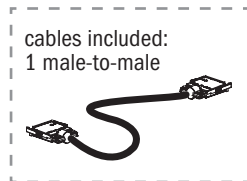

Description	D	W	H	CTN WT	CU FT	❶ Model	Standard TFL
Adjustable Mobile Stand	22	24	29	36	14	QLK-29ISA-2224T	\$1,823



- pneumatic height adjustment range 29" - 41"

Specify: Model | TFL Laminate | Grommet | Metal Base Finish

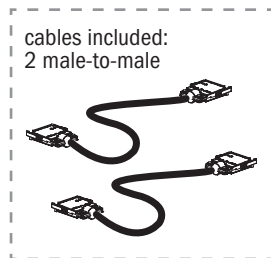
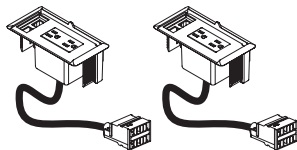
Description	D	W	H	CTN WT	CU FT	❶ Model	List Price
Electrical CT1 for Econo		48		4	1	QEC-E-CT1-48	\$291
		60		4	1	QEC-E-CT1-60	\$293
		72		5	1	QEC-E-CT1-72	\$299



- (1) econo electrical unit to be placed in top of surface
- use in conjunction with other econo electrical items
- table link bracket MUST be used in conjunction with electrical to meet code requirements
- data jack openings accepts Type 2 jacks - two .58 x .76 hole openings (customer supplied)
- must order power infeed separately

Specify: Model | Color

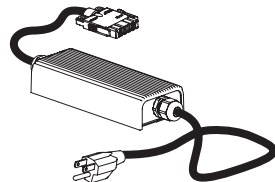
Electrical LRT2 for Econo	72		7	1		QEC-E-LRT2-72	\$567
---------------------------	----	--	---	---	--	---------------	-------



- (2) econo electrical unit to be placed in top of surface
- use in conjunction with other econo electrical items
- data jack openings accepts Type 2 jacks - two .58 x .76 hole openings (customer supplied)
- must order power infeed separately

Specify: Model | Color

3 Prong Plug - 110 Power Smart- box Infeed for Econo System				1	1	QEC-PI-E-72A	\$557
--	--	--	--	---	---	--------------	-------

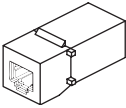


- 72" plug power infeed
- 20 amps/110 volts max
- 3 prong plug - 15 amp adapter plug
- single circuit use only
- use in conjunction with other econo electrical items

Specify: Model

ECONO Power

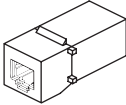
Description	D	W	H	CTN WT	CU FT	❶ Model	List Price
Telecom Phone Jack - Type 2				1	1	QTCP201	\$73



- RJ-11 phone jack
- for use with Econo system


Specify: Model

Telecom Data Jack - Type 2				1	1	QTCP202	\$96
----------------------------	--	--	--	---	---	---------	------

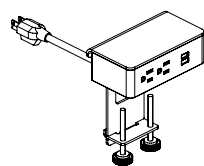


- CAT6-RJ45 data jack
- for use with Econo system

Specify: Model



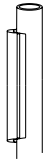
Edge Mount Power	3 ½	5 ½	7 ½	3	1	QEC28	\$445
------------------	-----	-----	-----	---	---	-------	-------



- two power receptacles - 120 volt; 15 amp dual powered USB
- 72" power cord with molded plug
- UL recognized

Specify: Model | Finish Color

Description	D	W	H	CTN WT	CU FT	❶ Model	List Price
Vertical Wire Manager	1/2	2 1/4	22	1	1	QAVL20	\$92



Specify: Model | Plastic Finish

Flexible Vertical Wire Manager	1 1/2	1 1/2	45	4	1	Q45VWM	\$141
--------------------------------	-------	-------	----	---	---	--------	-------



- black plastic
- field installed to bottom of table top, with screws provided
- wire manager is 1 1/2" diameter
- weighted base is 4" diameter
- length can be adjusted by removing individual discs as required

Specify: Model

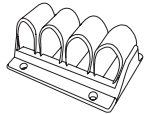
Wire Management Velcro Straps	1 3/4	2 1/2	1/4	1	1	Q04WVS	\$61
-------------------------------	-------	-------	-----	---	---	--------	------



- black, set of 4
- field installed to bottom of table top, with adhesive tape provided

Specify: Model

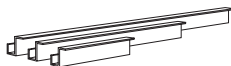
Cable Management Clips	2 5/8	3 3/4	1 5/8	1	1	Q0304CMC	\$59
------------------------	-------	-------	-------	---	---	----------	------



- black plastic
- installed to bottom of table top
- four retention loops

Specify: Model

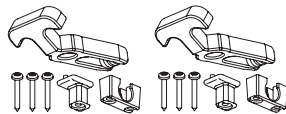
Wire Manager Trough	2 1/2	12	2 1/2	2	1	Q12WCT	\$128
	2 1/2	24	2 1/2	3	1	Q24WCT	\$149
	2 1/2	36	2 1/2	4	1	Q36WCT	\$164



- black plastic
- field installed to bottom of table top, with screws provided

Specify: Model

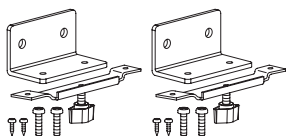
Table Link Bracket	2 3/4	3	7	1	1	QLKB03TBL-LINK	\$64
--------------------	-------	---	---	---	---	----------------	------



- includes set of 2 brackets with attachment hardware
- can be installed on ends and approach edges of tables
- field installed
- MUST be used on/with tables specifying electrical

Specify: Model

Screen Link Bracket	1 3/4	2 3/4	1 1/2	1	1	QLKB03SCN-LINK	\$78
---------------------	-------	-------	-------	---	---	----------------	------



- links two tables along one edge with screen between tables
- set of 2 with attachment hardware
- field installed

Specify: Model