

Newton Order Check List:



Specify:

- ☐ 1. Model Number
- ☐ 2. Fabric Selection - vendor, pattern and color
- ☐ 3. Arm Selection
 - A. Black polyurethane arm caps - standard
 - B. Aluminum Arm with black polyurethane arm caps - add \$202 list
- ☐ 4. Control Selection
 - A. Swivel Tilt Mechanism - standard
 - B. Mid-Pivot Mechanism - add \$160 list
- ☐ 5. Base Selection
 - A. Aluminum Base - add \$125 list
 - B. Black Polyurethane - standard
 - standard with casters
 - optional glides - add \$21 list
 - C. Black Pneumatic Jury Base - add \$219 list

Example:

NW5100 | MOMENTUM | VOX | MYSTIC
 (model #) (fabric vendor) (pattern name) (pattern color)

1. Model Number

2. Fabric Selection - Please supply the following: Fabric vendor/Pattern name/Pattern color

[For a complete list of JSI Standard and Graded-In Textiles click here](#)

When specifying contrasting upholstery, indicate clearly which upholstery is to be applied to the seat, back and arms. Use higher grade pricing.


- Indicate direction of fabric - Railroaded or Up the Roll
- Please provide illustration, if available

All COM orders must include the following:

- Vendor's name, pattern name and color
- Sample of the fabric attached to order
- Model numbers of items for fabric application
- Special application instructions (e.g., all stripes will be applied front to back unless specified otherwise)
- Customer and purchase order number

Ship prepaid COM material to:
 JSI
 Attn: COM Dept
 201 East Martin Street
 Receiving B, Dock 71
 Orleans, IN 47452

Application of fabric:
 Railroaded Up the Roll



All COM orders will ship at standard lead time from receipt of COM except for orders requiring special custom matched finishes.

3. Arm Selection

- A. Black Polyurethane Arm Caps - standard
- B. Aluminum Arms with Black Polyurethane Arm Caps - add \$202 list

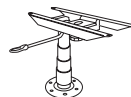
4. Control Selection

- A. Swivel Tilt Mechanism - standard
- B. Mid-Pivot Mechanism with tilt lock - add \$160 list



5. Base Selection

- A. Aluminum Base - add \$125 list
- B. Black Polyurethane - standard
 - standard with casters
 - optional glides - add \$21 list
- C. Black Pneumatic Jury Base - add \$219 list







Pneumatic lift-
 NOT self-centering -
 Standard

Newton


STANDARD SCALE





NEWTON

Description	① Model	Specifications				List Price Per Grade	
Standard Scale Management Mid Back 	NW5100 <ul style="list-style-type: none"> armless black polyurethane base overall height range is 36 ½ – 40 ¼ seat height range is 16 ¾ – 20 ½ 	Dimensions	D	W	H	COM	\$1,292
		Overall	26 ½	26 ½	40 ¼	A	\$1,308
		Seat	17 ½	20 ¼	20 ½	B	\$1,337
		Upholstery	Shipping			COL/C	\$1,389
		COM Ydg	1 ¾	Ctn Wt	34	D	\$1,455
		COL Sq Ft	32	Cu Ft	17	E	\$1,513
						F	\$1,611
						G	\$1,718
						H	\$1,808
						I	\$1,971
Standard Scale Management Mid Back 	NW5110 <ul style="list-style-type: none"> black polyurethane arms and base overall height range is 36 ½ – 40 ¼ seat height range is 16 ¾ – 20 ½ arm height range is 25 ¼ – 29 	Dimensions	D	W	H	COM	\$1,458
		Overall	26 ½	26 ½	40 ¼	A	\$1,473
		Seat	17 ½	20 ¼	20 ½	B	\$1,502
		Arm			29	COL/C	\$1,554
		Upholstery	Shipping			D	\$1,621
		COM Ydg	1 ¾	Ctn Wt	38	E	\$1,678
		COL Sq Ft	32	Cu Ft	17	F	\$1,777
						G	\$1,883
						H	\$1,973
						I	\$2,137
Standard Scale Executive High Back 	NW5120 <ul style="list-style-type: none"> armless black polyurethane base overall height range is 44 ¾ – 48 ½ seat height range is 16 ¾ – 20 ½ 	Dimensions	D	W	H	COM	\$1,579
		Overall	26 ½	26 ½	48 ½	A	\$1,597
		Seat	17 ½	20 ¼	20 ½	B	\$1,630
		Upholstery	Shipping			COL/C	\$1,689
		COM Ydg	2	Ctn Wt	42	D	\$1,766
		COL Sq Ft	36	Cu Ft	19	E	\$1,831
						F	\$1,944
						G	\$2,065
						H	\$2,169
						I	\$2,355
Standard Scale Executive High Back 	NW5121 <ul style="list-style-type: none"> black polyurethane arms and base overall height range is 44 ¾ – 48 ½ seat height range is 16 ¾ – 20 ½ arm height range is 25 ¼ – 29 	Dimensions	D	W	H	COM	\$1,765
		Overall	26 ½	26 ½	48 ½	A	\$1,783
		Seat	17 ½	20 ¼	20 ½	B	\$1,816
		Arm			29	COL/C	\$1,876
		Upholstery	Shipping			D	\$1,953
		COM Ydg	2	Ctn Wt	46	E	\$2,017
		COL Sq Ft	36	Cu Ft	19	F	\$2,130
						G	\$2,251
						H	\$2,355
						I	\$2,541
						J	\$2,762
						L1	\$2,340
						L2	\$2,503

GRAND SCALE

Description	1 Model	Specifications				List Price Per Grade	
<div>Grand Scale Management Mid Back</div> 	<div>NW5130</div> <ul style="list-style-type: none">• armless• black polyurethane base• overall height range is 37 ½ – 41 ¼• seat height range is 16 ¾ – 20 ½	Dimensions	D	W	H	COM	\$1,342
		Overall	26 ½	26 ½	41 ¼	A	\$1,358
		Seat	19 ¼	21 ¼	20 ½	B	\$1,387
		Upholstery	Shipping			COL/C	\$1,439
		COM Ydg	1 ¾	Ctn Wt	36	D	\$1,505
		COL Sq Ft	32	Cu Ft	17	E	\$1,563
						F	\$1,661
						G	\$1,767
						H	\$1,858
						I	\$2,021
				J	\$2,214		
				L1	\$1,845		
				L2	\$1,987		

<div>Grand Scale Management Mid Back</div> 	<div>NW5140</div> <ul style="list-style-type: none">• black polyurethane arms and base• overall height range is 37 ½ – 41 ¼• seat height range is 16 ¾ – 20 ½• arm height range is 25 ¼ – 29	Dimensions	D	W	H	COM	\$1,513
		Overall	26 ½	26 ½	41 ¼	A	\$1,528
		Seat	19 ¼	21 ¼	20 ½	B	\$1,557
		Arm	29			COL/C	\$1,609
		Upholstery	Shipping			D	\$1,676
		COM Ydg	1 ¾	Ctn Wt	40	E	\$1,733
		COL Sq Ft	32	Cu Ft	17	F	\$1,832
						G	\$1,938
						H	\$2,028
						I	\$2,192
				J	\$2,384		
				L1	\$2,016		
				L2	\$2,157		

<div>Grand Scale Executive High Back</div> 	<div>NW5151</div> <ul style="list-style-type: none">• black polyurethane arms and base• overall height range is 45 ¾ – 49 ½• seat height range is 16 ¾ – 20 ½• arm height range is 25 ¼ – 29	Dimensions	D	W	H	COM	\$1,813
		Overall	26 ½	26 ½	49 ½	A	\$1,833
		Seat	19 ¼	21 ¼	20 ½	B	\$1,871
		Arm	29			COL/C	\$1,938
		Upholstery	Shipping			D	\$2,023
		COM Ydg	2 ¼	Ctn Wt	48	E	\$2,096
		COL Sq Ft	41	Cu Ft	19	F	\$2,224
						G	\$2,360
						H	\$2,477
						I	\$2,686
				J	\$2,933		
				L1	\$2,460		
				L2	\$2,642		

To Order, Specify:

- 1 Model Number
- 2 Fabric Selection - vendor, pattern and color
Visit www.jsifurniture.com/finishes-and-materials/textiles for our textiles program. See selection of standard and graded in manufacturers and patterns.
- 3 Arm Selection
 - A. Black Polyurethane Arm Caps - standard
 - B. Aluminum Arm with Black Polyurethane Arm Caps - add \$202 list
- 4 Control Selection
 - A. Swivel Tilt Mechanism - standard
 - B. Mid-Pivot Mechanism - add \$160 list
- 5 Base Selection
 - A. Aluminum Base - add \$125 list
 - B. Black Polyurethane Base - standard
 - standard with casters
 - optional glides - add \$21 list
 - C. Black Pneumatic Jury Base - add \$219 list

Specifications

- Wood species - Solid Birch plywood.
- Mortise and tenon construction with corner blocks, glue and screws.
- Seat has 3 ½" polyurethane foam with Dacron® wrap.
- Back has synthetic sheet webbing and 1" polyurethane foam.
- All models standard with swivel, tilt, pneumatic lift, tension adjustment and dual wheel casters.