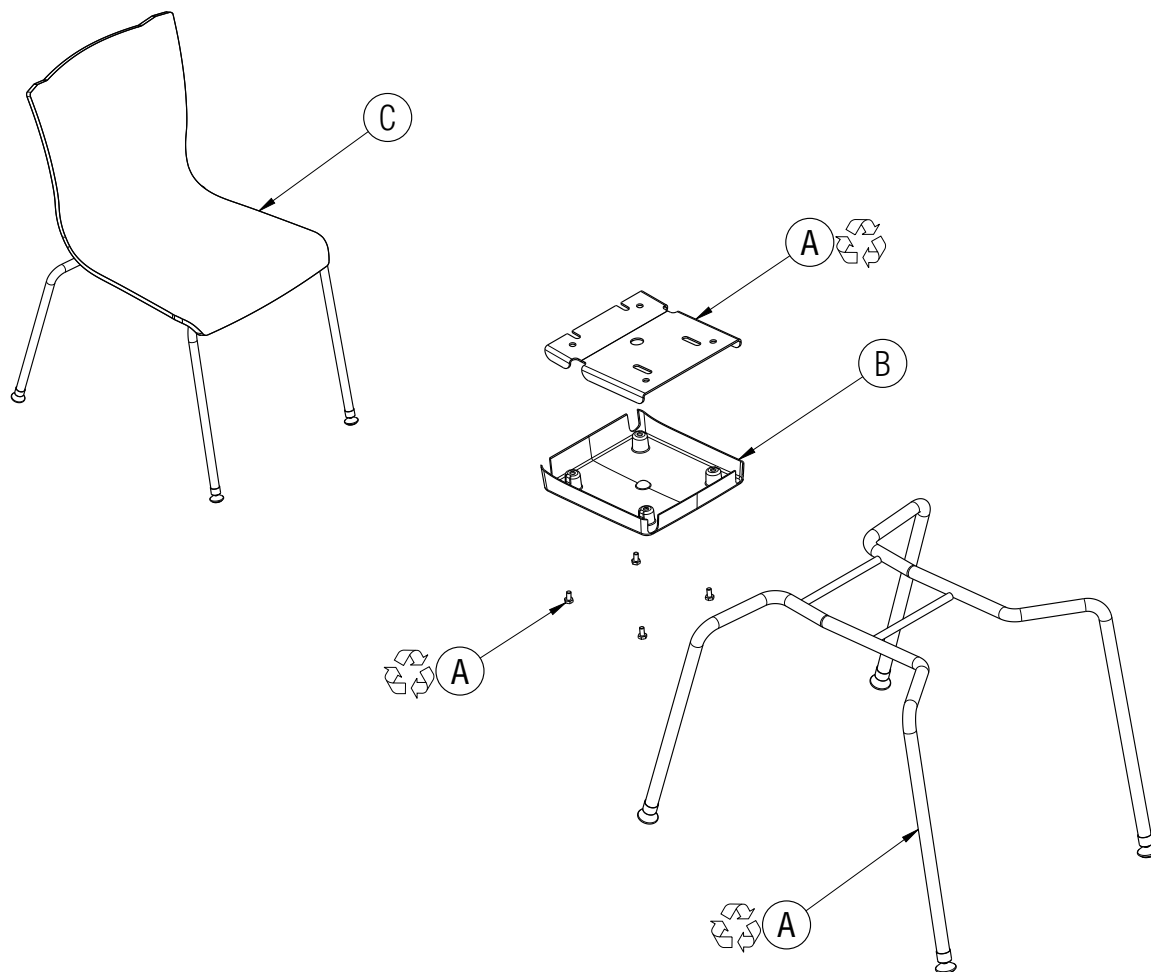


Disassembly Instructions



Apply 4 Leg Chair

Material Type: A. STEEL B. PLASTIC C. WOOD




Procedure:

1. Remove the bolts holding the seat to the chair frame and remove the seat.
2. Remove the seat plate and shroud.

 All fasteners not explicitly tagged or shown are Material Type A: Steel

General Notes:

1. Disassembly time: 5-10 minutes
2. This procedure assumes basic familiarity with hand tools and furniture terminology: no specialized training is required
3. All materials removed and disassembled shall be sorted and segregated with like materials and disposed of or recycled according to recycling availability or waste acceptance

-  4. For items to be recycled, refer to KI's End of Life Recycling Matrix and KI's End of Life Recovery Options Matrix, available at www.ki.com

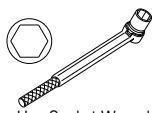
Required Tools



Gloves



Safety Glasses



Hex Socket Wrench