Parts Diagram ■

Impress® Ultra High-Back Task Chair

Model KI78

November 2023

Back Assembly
#IMPRR family

back assembly
#IPBACKYS78

Seat Assembly
#IMPRR family



seat wood
#IPPWSKI64

seat foam
#IPFMSZA

screw
#7SCRM8X24

screw
#7SCRM10X25

upright
#IPURBYS78T

screw (seat mount)
#7SCR25X1X



seat cover
#fabric_black



control
#IPMCHYS74.B

screw (slide mount)
#7SCR14X12

cylinder
#IPCYL5FA



seat slide mechanism
#IPSLD.XB

carpet caster
#IPCAS4555 - (set)
#IPCAS4555.1 - (one)

hard floor caster
#IPCAS0065S - (set)
#IPCAS0065S.1 - (one)

fixed loop arm pair
#KR48 -arm set
#KR48.L - left arm
#KR48.R - right arm

adjustable T-arm pair
#JR39 - arm set
#JR39.L - left arm
#JR39.R - right arm
#IPJR39.PAD - pad set
#IPJR39.ARMPAD.L - left pad
#IPJR39.ARMPAD.R - right pad

pivoting adjustable T-arm pair
#JR69 - arm set
#JR69.L - left arm
#JR69.R - right arm
#IPARFJR39NBKEL - left arm frame
#IPARFJR39NBKER - right arm frame
#IPARPJR65.L - left arm pad
#IPARPJR65.R - right arm pad

base
#IPBSE26U

1330 Bellevue Street • Green Bay, WI 54302 • Tel 1-800-424-2432 • www.ki.com

© 2023 Krueger International, Inc. All Rights Reserved • Code KI-62010R14/KI/PDF/1123

Furnishing Knowledge®