

Disassembly Instructions

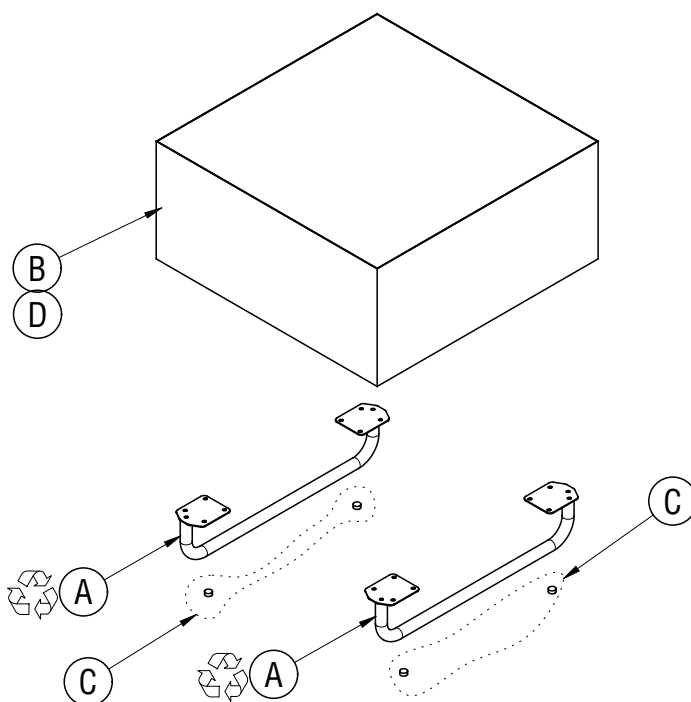
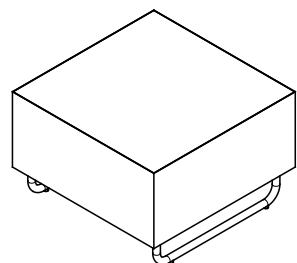


Tables: Hub, Sela

Material Type: A .Steel B.Wood C. Plastic D. Laminated Plastic/Wood

Procedure:

1. Remove any fasteners attaching the legs to the top and remove the legs.
2. Remove any glides from the legs.



General Notes:

1. Disassembly time: 10 minutes
2. This procedure assumes basic familiarity with hand tools and furniture terminology: no specialized training is required
3. All materials removed and disassembled shall be sorted and segregated with like materials and disposed of or recycled according to recycling availability or waste acceptance
4. For items to be recycled, refer to KI's End of Life Recycling Matrix and KI's End of Life Recovery Options Matrix, available at www.ki.com

All fasteners not explicitly tagged or shown are Material Type A: Steel



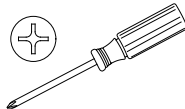
Required
Tools



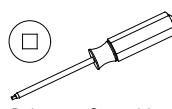
Gloves



Safety Glasses



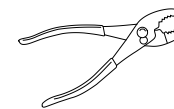
Philips Screwdriver



Robertson Screwdriver



Combination Wrench



Pliers