



IMPRESS[®] ULTRA SEATING

PRICE LIST

EFFECTIVE JANUARY 31, 2025
800.424.2432

Contents

Refer to KI Terms & Conditions document or visit ki.com.



Contents

Refer to KI Terms & Conditions document or visit ki.com.

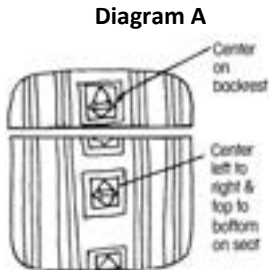
| | | |
|---|-------------|---|
| <hr/> | | |
| Ordering Customer's Own Material (C.O.M.) Upholstery | | |
| Information | <div></div> | 3 |
| <hr/> | | |
| Impress® Ultra | | |
| General Information | | 4 |
| Task Chairs and Stools | <div></div> | 5 |



How to Specify

As a standard procedure, KI applies seating upholstery as swatched by the textile distributor. Reference distributor’s website. Upholstery that is required to be applied differently than is swatched, will need a Product Modification Request written specifying the direction the upholstery is to be applied.

Seating upholstery requiring specific positioning of intricate patterns or patterns repeats on seats and backrests, will need a Product Modification Request written including a sketch noting the specific requirements, as in Diagram A.



When directional or patterned fabrics are used, they often require more yardage than solid colors.

C.O.M. must be supplied in continuous yardage.

C.O.M. yardage requirements accompanying products in the pricing section are for 10 chairs/seats or less, 54" wide nondirectional material. On larger orders, less material is required.

Leather hides must be a minimum of 50 square feet of usable material. The outer edges cannot be calculated as square feet or yardage. To determine square footage, multiply unit yardage by 18 square feet to obtain the total square footage required per unit.

For exact production yardage requirements, call 1-800-424-2432, ext. 2707.

Production

Customer’s upholstery must be approved prior to acceptance for production.

After approval, a memo swatch of the C.O.M. from the textile distributor must accompany the order. KI assumes no responsibility for wear, defects, or performance of C.O.M. upholstery.

C.O.M. not received into the appropriate facility 3 weeks prior to acknowledged delivery date may go on hold. See KI C.O.M. Shipping Location listing for the correct facility address by product.

Testing

When KI requires testing, actual yardage to upholster one chair may be required. The C.O.M. Specialist will confirm model and fabric testing requirements when applicable.

Approved test samples will be applied to the order or will be held for 6 months. After 6 months, the sample will no longer be applied to your order. For all product testing, send fabric samples to the manufacturing facility. See KI C.O.M. Shipping Location listing for the correct facility address by product.

All C.O.M. must be labeled with the KI product order number and customer purchase order number.

Treated Materials

If C.O.M. requires processing such as a stain resistance treatment or acrylic backing, it may shrink. To prevent delays in delivery or back ordering due to shrinkage, please have your processor verify measurement after processing and assure adequate yardage shipped.

Split Orders

If a portion of the shipment which does not require C.O.M. application is to be processed and shipped early, KI will enter the order immediately at your request. These split shipments are subject to minimum order changes.

Excess Upholstery Material

KI will dispose of excess upholstery material at the time of shipment unless expressly requested to return it with the product shipment.

Cancelled or Changed Orders

KI assumes no responsibility for extra C.O.M. due to a change of upholstery or cancellation of an order. If it the customer’s responsibility to arrange for return of the material.

Contact the C.O.M. Specialist at 1-800-424-2432, ext. 2707, with questions or to request a split order.

C.O.M. SHIPPING LOCATION

| | | |
|--------------------------|--------------------------|-------------------------------------|
| Architectural Walls | Panel Systems | JubileeVQ |
| Evoke..... MN | All Terrain.....KP | Katera..... GB |
| Genius..... MN | Balance MN | Kurv Benches.....HN |
| | Universal MN | Learn2.....GB |
| Casegoods | Wireworks MN | LimeLite..... GB |
| Aristotle.....MN | Unite..... MN | LyraHN |
| Likha.....MN | | Medical & Laboratory Stools..... OM |
| | Residence Hall Furniture | MyPlaceHN |
| | RoomScape MN | MyWayHN |
| Classroom Furniture | | Oath GB |
| Cogni GB | Screens | Opt4..... GB |
| Intellect Wave GB | All Terrain.....KP | Pilot OM |
| Learn2.....GB | Connection Zone.....BW | PromenadeBW |
| Ruckus..... GB | Tributaire.....BW | Ruckus..... GB |
| | True/Volition KP | SelaHN |
| Deskings | Genesis..... KP | Sift GB |
| 700 Series KP | Tattoo..... MN | Signia..... OM |
| Balance MN | Universal.....BW | Soltice MetalHN |
| Genesis MN | | Soltice.....HN |
| True KP | Seating | SonrisaHN |
| Universal MN | 600 Series.....BW | Strive GB |
| WorkZone MN | AffinaHN | SwayBW |
| | Altus GB | Tattoo.....HN |
| Files & Storage | Apply GB | Torsion-on-the-Go! GB |
| 700 Series..... GB | CalidaHN | Torsion Air GB |
| ConnectionBW | Cogni GB | ZekerHN |
| U-Series GB | Diem OM | ZoetryHN |
| Tattoo.....BW | Doni GB | |
| | GladlyVQ | |
| Fixed Seating | Grazie GB | |
| Concerto.....BW | HubHN | |
| Single Pedestal GB | Impress OM | |
| Jury Base GB | Impress Ultra OM | |
| Lancaster.....BW | Intellect Wave GB | |
| Sequence GB | JessaHN | |
| University GB | | |

KI C.O.M. Manufacturing Site Addresses:

| | | | |
|--|---|---|--|
| <u>BW</u> KI Bonduel Attn: COM Storage 204 West South St. Bonduel, WI 54107 | <u>HN</u> KI High Point Attn: COM Storage 217 Feld Avenue High Point, NC 27263 | <u>MN</u> KI Manitowoc Attn: COM Storage 1400 S. 41st St. Manitowoc, WI 54220 | <u>VQ</u> KI Attn: COM Fabrics 6892 Marlin Circle La Palma, CA 90623 |
| <u>GB</u> KI Green Bay Attn: COM Storage 1687 Westminster Drive - Gate 3 Green Bay, WI 54302 | <u>KP</u> KI Pembroke Attn: COM Storage 1000 Olympic Dr. Pembroke, Ontario K8A6X7 | <u>OM</u> KI Attn: COM Storage 1110 S. Mildred Ave. Ontario, CA 91761 | |



4D T-Arm Task Chair (KI78/JR69)



Midback Adj Loop Arm Task Chair (KI74)



Guest Chair (KI71S)



Stool (KI75)

| Features | | | | |
|----------------------------------|---------------|-------------------|-----------|-------------------|
| Free-floating back | • | • | | • |
| Seat slide | • | • | | • |
| Back height adjustable | | • | | • |
| 3 position back lock | • | • | | • |
| 2-1/2" thick foam cushioned seat | • | • | • | • |
| General Dimensions | | | | |
| Seat width | 20-1/2" | 20-1/2" | 20-1/2" | 20-1/2" |
| Seat depth | 18" - 19-1/2" | 18" - 20-1/2" | 19" | 18" - 20-1/2" |
| Seat height | 17-3/4" - 23" | 17-3/4" - 23" | 18" | 23-1/4" - 31" |
| Back width | 20" | 20" | 20" | 20" |
| Back height (above seat) | 19" | 17-1/2" - 20-1/2" | 22" - 24" | 17-1/2" - 20-1/2" |
| Overall Dimensions | | | | |
| Width | 26" | 26" | 24" | 26" |
| Height | 35" - 43" | 36-1/2" - 41-1/2" | 42" | 43" - 57" |



4D T-Arm
(JR69)



Adjustable T-Arm
(JR39)



Fixed Loop Arm
(KR48)

INFORMATION

C.O.M. Testing and Production Requirements

Not all materials are suitable for upholstering this product. A 1-1/2 yd. x 54" sample must be submitted and approved prior to acceptance of an order. If the fabric is directional in pattern or weave, the direction must be indicated on the submitted sample, and additional yardage may be requested.

Test sample must be sent to:

Impress®Ultra
Attn: C.O.M. Department
1110 S. Mildred Ave
Ontario, CA 91761

Fabric Disclaimer

Fabric will be applied as swatched by the fabric manufacturer. Fabric that is required to be applied differently than is swatched will need a Product Modification Request written specifying the direction the fabric is to be applied.

INFORMATION

Warranty

Refer to KI Terms & Conditions document or visit ki.com



Mechanism

Stamped steel dual housing forms a sturdy cradle for the seat. There are two control levers. One lever actuates the pneumatic cylinder with infinite selection within the range. Standard seat height range adjusts from 17.75” to 22.25”. Low seat height range adjusts from 16.75” to 19.5”. Tall seat height range adjusts from 20.5” to 26.75” One lever locks the chair at 3-position or actuates the free-floating mode. The synchronized 2:1 free floating mode has adjustments of 8 degrees on seat and 16 degrees on back.

Backrest

Nylon with fiberglass reinforced frame

Back Height (mid-back chair only)

An easy to operate mechanism is installed on the back board for adjusting back height (3”).

Seat Slider

Double spring-loaded; Side-mounted easy-to-use control.

Seat

Constructed of a ½” thick, saddle-shaped plywood with 2.5” thick molded, high-resilient foam and upholstered with fabric. Back mesh material is PE elastomeric with polyester. The entire seat assembly is mounted to the mechanism by 4 screws.

Base

25” diameter, five blade reinforced nylon base. Black only.

Casters

The double 55mm diameter black wheels are molded of high-impact thermoplastic and are housed in a high-impact frame. Carpet or hard floor casters are available.

Adjustable 360° Pivot Arm (JR30)

Black molded urethane armcap pivots 360 degrees and locks in place. 3” of height adjustment and 3” of total width adjustment.

Adjustable “T” Arm (JR37)

Black molded urethane armcap. 3" of height adjustment and 3” of total width adjustment.





Fixed Loop Arm (KR48)

Black plastic arm.

Adjustable Loop Arm (KR72)

Black molded urethane armcap. 2.5" of height adjustment and 2” of total width adjustment.



| | | | MODEL NUMBER | | | | | | | | | | | | | | | | | | | | |
|---|--|------------------|--------------|---|---|------------|---|------------|---|--------------------------|-------------------------|---|---|----------------------------------|----------------------------------|----------------------------------|--|--|--|--|--|---------------------------|--|
| | | | Basic Model | Memory Foam | Seat Height | Seat Slide | Head-rest | Back Panel | Uph. Color | Base | | | | | | | | | | | | | |
| MODEL | Features | | | | | | | | | | Approx. Packaged Weight | Delivered Pricing Fabric Grade Soft Knit™ | Delivered Pricing Fabric Grade 1 & C.O.M. | Delivered Pricing Fabric Grade 2 | Delivered Pricing Fabric Grade 3 | Delivered Pricing Vinyl Group 2V | Delivered Pricing Pallas Fabric Group P0 | Delivered Pricing Pallas Fabric Group P1 | Delivered Pricing Pallas Fabric Group P2 | Delivered Pricing Pallas Fabric Group P3 | Delivered Pricing Pallas Fabric Group P4 | Delivered Pricing Leather | |
|  | Impress® Ultra Task Chair - Mid Back <ul style="list-style-type: none">• Back is black mesh• Seat slide• Back height adjustment | No Arm | KI74/NA | <input type="checkbox"/> <input type="checkbox"/> | <input type="checkbox"/> <input type="checkbox"/> | SLD | | BL | <input type="checkbox"/> <input type="checkbox"/> | <input type="checkbox"/> | 46.0# | \$ 1047 | \$ 1047 | \$ 1111 | \$ 1122 | \$ 1122 | \$ 1099 | \$ 1165 | \$ 1196 | \$ 1229 | \$ 1266 | \$ 1337 | |
| | | 4D T-Arm | KI74/JR69 | <input type="checkbox"/> <input type="checkbox"/> | <input type="checkbox"/> <input type="checkbox"/> | SLD | | BL | <input type="checkbox"/> <input type="checkbox"/> | <input type="checkbox"/> | 54.0# | 1352 | 1352 | 1413 | 1425 | 1425 | 1401 | 1465 | 1496 | 1531 | 1568 | 1640 | |
| | | Adjustable T-Arm | KI74/JR39 | <input type="checkbox"/> <input type="checkbox"/> | <input type="checkbox"/> <input type="checkbox"/> | SLD | | BL | <input type="checkbox"/> <input type="checkbox"/> | <input type="checkbox"/> | 54.0# | 1261 | 1261 | 1324 | 1331 | 1331 | 1305 | 1370 | 1407 | 1437 | 1475 | 1546 | |
| | | Fixed Loop Arm | KI74/KR48 | <input type="checkbox"/> <input type="checkbox"/> | <input type="checkbox"/> <input type="checkbox"/> | SLD | | BL | <input type="checkbox"/> <input type="checkbox"/> | <input type="checkbox"/> | 54.0# | 1245 | 1245 | 1310 | 1320 | 1320 | 1295 | 1361 | 1393 | 1427 | 1464 | 1537 | |
| | | | | | | | | | | | | | | | | | | | | | | | |
| IMPR | | | | | | | | | | | | | | | | | | | | | | | |
|  | Impress® Ultra Task Chair - High Back <ul style="list-style-type: none">• Back is black mesh• Seat slide• Without back height adjustment• Headrest is black leather and adjustable | No Arm | KI78/NA | <input type="checkbox"/> <input type="checkbox"/> | <input type="checkbox"/> <input type="checkbox"/> | SLD | <input type="checkbox"/> <input type="checkbox"/> | BL | <input type="checkbox"/> <input type="checkbox"/> | <input type="checkbox"/> | 54.0# | \$ 1047 | \$ 1047 | \$ 1111 | \$ 1122 | \$ 1122 | \$ 1099 | \$ 1165 | \$ 1196 | \$ 1229 | \$ 1266 | \$ 1337 | |
| | | 4D T-Arm | KI78/JR69 | <input type="checkbox"/> <input type="checkbox"/> | <input type="checkbox"/> <input type="checkbox"/> | SLD | <input type="checkbox"/> <input type="checkbox"/> | BL | <input type="checkbox"/> <input type="checkbox"/> | <input type="checkbox"/> | 62.0# | 1352 | 1352 | 1413 | 1425 | 1425 | 1401 | 1465 | 1496 | 1531 | 1568 | 1640 | |
| | | Adjustable T-Arm | KI78/JR39 | <input type="checkbox"/> <input type="checkbox"/> | <input type="checkbox"/> <input type="checkbox"/> | SLD | <input type="checkbox"/> <input type="checkbox"/> | BL | <input type="checkbox"/> <input type="checkbox"/> | <input type="checkbox"/> | 62.0# | 1261 | 1261 | 1324 | 1331 | 1331 | 1305 | 1370 | 1407 | 1437 | 1475 | 1546 | |
| | | Fixed Loop Arm | KI78/KR48 | <input type="checkbox"/> <input type="checkbox"/> | <input type="checkbox"/> <input type="checkbox"/> | SLD | <input type="checkbox"/> <input type="checkbox"/> | BL | <input type="checkbox"/> <input type="checkbox"/> | <input type="checkbox"/> | 62.0# | 1245 | 1245 | 1310 | 1320 | 1320 | 1295 | 1361 | 1393 | 1427 | 1464 | 1537 | |
| | | | | | | | | | | | | | | | | | | | | | | | |
| IMPR | | | | | | | | | | | | | | | | | | | | | | | |
|  | Impress® Ultra Task Chair - Guest <ul style="list-style-type: none">• Back is black mesh• Not for use on carpet | No Arm | KI71S/NA | <input type="checkbox"/> <input type="checkbox"/> | | | | BL | <input type="checkbox"/> <input type="checkbox"/> | | 37.0# | \$ 614 | \$ 614 | \$ 676 | \$ 687 | \$ 687 | \$ 663 | \$ 727 | \$ 762 | \$ 796 | \$ 833 | \$ 900 | |
| | | Fixed Loop Arm | KI71S/KR48 | <input type="checkbox"/> <input type="checkbox"/> | | | | BL | <input type="checkbox"/> <input type="checkbox"/> | | 45.0# | 812 | 812 | 877 | 886 | 886 | 859 | 924 | 960 | 992 | 1032 | 1101 | |
| | | | | | | | | | | | | | | | | | | | | | | | |
| | | | | | | | | | | | | | | | | | | | | | | | |
| | | | | | | | | | | | | | | | | | | | | | | | |
| IMPR | | | | | | | | | | | | | | | | | | | | | | | |
|  | Impress® Ultra Stool <ul style="list-style-type: none">• Back is black mesh• Seat slide• Back height adjustment• Chrome plated 20" footring | No Arm | KI75/NA | <input type="checkbox"/> <input type="checkbox"/> | | SLD | | BL | <input type="checkbox"/> <input type="checkbox"/> | <input type="checkbox"/> | 58.0# | \$ 1222 | \$ 1222 | \$ 1285 | \$ 1290 | \$ 1290 | \$ 1270 | \$ 1334 | \$ 1336 | \$ 1402 | \$ 1435 | \$ 1509 | |
| | | 4D T-Arm | KI75/JR69 | <input type="checkbox"/> <input type="checkbox"/> | | SLD | | BL | <input type="checkbox"/> <input type="checkbox"/> | <input type="checkbox"/> | 66.0# | 1521 | 1521 | 1585 | 1596 | 1596 | 1570 | 1639 | 1668 | 1701 | 1738 | 1809 | |
| | | Adjustable T-Arm | KI75/JR39 | <input type="checkbox"/> <input type="checkbox"/> | | SLD | | BL | <input type="checkbox"/> <input type="checkbox"/> | <input type="checkbox"/> | 66.0# | 1428 | 1428 | 1494 | 1504 | 1504 | 1477 | 1544 | 1577 | 1611 | 1646 | 1718 | |
| | | Fixed Loop Arm | KI75/KR48 | <input type="checkbox"/> <input type="checkbox"/> | | SLD | | BL | <input type="checkbox"/> <input type="checkbox"/> | <input type="checkbox"/> | 66.0# | 1417 | 1417 | 1481 | 1490 | 1490 | 1465 | 1531 | 1565 | 1599 | 1637 | 1706 | |
| | | | | | | | | | | | | | | | | | | | | | | | |
| IMPR | | | | | | | | | | | | | | | | | | | | | | | |
| | | | A | B | C | D | E | F | G | H | | | | | | | | | | | | | |

HOW TO ORDER

Indicate the following information on order form:

- Quantity of each item.
- Model number, including options. See “How To Build a Model Number”.
- Any special service required.

Note:

- The ☐ indicates that a choice is required.
- The absence of the ☐ indicates that no choice is required.
- Alpha-numeric characters in place of ☐ indicate that no other alternatives are available.

HOW TO BUILD A MODEL NUMBER

- A**Select basic model.
- B**Select memory foam.

NF

- No memory foam

MF

- Memory foam (for seat only); add \$147

Memory foam for seat only.
- C**Select seat height.

IPCYL4HD

- Low height (16 3/4"-19 1/2")

NS

- Standard height (17 3/4"-22 1/4")

IPCYL6SHD

- Tall height (20 1/2"-26 3/4")
- D**Select seat option.

SLD

- Sliding seat
- E**Select headrest.

NH

- No headrest (standard)

HR

- Headrest; add \$215
- F**Select back panel.

BL

- Black

- G**Select upholstery grade/color.

Refer to [ki.com/fabrics](#)
- H**Select base option.

C

- Carpet casters

S

- Hard floor casters

UPHOLSTERY INFORMATION

C.O.M. Upholstery
C.O.M. requirement for less than ten chairs is 1 yard of 54” wide nondirectional fabric. For ten or more chairs with an upholstered seat and back, the requirement is 3/4 yards. For an upholstered seat only, the requirement is 1/2 yards. For complete information on ordering C.O.M. see “Ordering Customer’s Own Material (C.O.M) Upholstery.” section.

SPECIAL SERVICES

Special Carton Marking

With specially marked information N/C

Shipping
Ships **knocked down, FOB Ontario, CA 91761, freight prepaid.** Freight class 125.

Specifications and prices are subject to change without prior notice.



1330 BELLEVUE STREET
GREEN BAY, WI 54302
800.424.2432 / KI.COM

KI is a trusted expert for furniture and wall systems around the globe.
USA | CANADA | MEXICO | UK | EUROPE | ASIA | MIDDLE EAST
© 2023 Krueger International, Inc. All Rights Reserved.