




SOLTÍCE[®] METAL COLLECTION

PRICE LIST

EFFECTIVE FEBRUARY 12, 2025
800.424.2432



Ordering Customer's Own Material (C.O.M.) Upholstery	
Information	3
Soltice® Metal	
Multiple Seating General Information	5
Multiple Seating Color Options	8
Multiple Seating	9
Multiple Seating - Three Seat Spanner	19
Multiple Seating Add-on	21
Lobby and Lounge Seating General Information	33
Lobby and Lounge Seating Color Options	35
Lobby and Lounge Seating	36
Occasional Tables General Information	39
Occasional Tables Color Options	40
Laminate Club Tables	41
Laminate Lamp Tables	42
Laminate Coffee & Console/ Tables	43
Veneer Club Tables	44
Veneer Lamp Tables	45
Veneer Coffee & Console Tables	46
Solid Surface Club Tables	47
Solid Surface Lamp Tables	48
Solid Surface Coffee & Console Tables	49



Customer’s Own Material ■
Specifications Form
January 2023

How to Specify

As a standard procedure, KI applies seating upholstery as swatched by the textile distributor. Reference distributor’s website. Upholstery that is required to be applied differently than is swatched, will need a Product Modification Request written spec ifying the direction the upholstery is to be applied.

Seating upholstery requiring specific positioning of intricate patterns or patterns repeats on seats and backrests, will need a Product Modification Request written including a sketch noting the specific requirements, as in Diagram A.

C.O.M. must be supplied in continuous yardage.

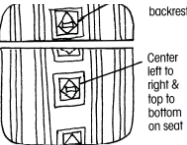
Yardage requirements listed in price list are based on plain goods 54” wide. Fabrics less than 54” wide, or those requiring matching (stripes, plaids, prints, large patterns) will require additional yardage based on the fabric used and the item ordered. Consult matrix below for additional yardage needed.

C.O.M. INCREASE MATRIX (yardage matrix is also applicable to any reservations of KI Ingrade, Pallas, or K.O.M. upholsteries).

This table is a general guide.

FABRIC WIDTH	PLAIN FABRIC	UNDER 7” REPEAT	8”–13” REPEAT	14”-21” REPEAT	22”-27” REPEAT	28”-33” REPEAT	34”-40” REPEAT	41”-48” REPEAT
54”	0	20%	25%	30%	45%	55%	70%	80%
51”-53”	15%	25%	30%	35%	50%	60%	80%	90%
48”-50”	20%	30%	35%	40%	55%	65%	85%	95%
45”-47”	30%	45%	50%	55%	60%	80%	90%	100%
36”-44”	50%	65%	70%	75%	80%	100%	110%	120%

Diagram A



Fabric with double repeat: If using a fabric with a double repeat, please follow this formula: take the total amount of the larger and half of the smaller repeat; add together to find the correct overall repeat. Example: 10” vertical with 14” horizontal would be 14+5=19.

If fabric comes in on multiple rolls, one additional yard per roll needs to be added to the yardage requirement.

Leather hides must be a minimum of 50 square feet of usable material. The outer edges cannot be calculated as square feet or yardage. To determine square footage, multiply unit yardage by 18 square feet to obtain the total square footage required per unit.

For exact production yardage requirements, call 1-800-424-2432, ext. 2707.

Production

Customer’s upholstery must be approved prior to acceptance for production.

After approval, a memo swatch of the C.O.M. from the textile distributor must accompany the order. KI assumes no responsibility for wear, defects, or performance of C.O.M. or K.O.M. upholstery.

C.O.M. not received into the appropriate facility 3 weeks prior to acknowledged delivery date may go on hold. See KI C.O.M. Shipping Location listing for the correct facility address by product.

All C.O.M. must be labeled as follows:

1. Name and address
2. Your purchase order number
3. Our style number to which fabric is to be applied
4. Supplier name and fabric name, number, and color

ALL C.O.M. Shipments must be prepaid. Collect shipments will be refused.

Testing

When KI requires testing, actual yardage to upholster one chair may be required. The C.O.M. Specialist will confirm model and fabric testing requirements when applicable.

Approved test samples will be applied to the order or will be held for 6 months. After 6 months, the sample will no longer be applied to your order. For all product testing, send fabric samples to the manufacturing facility. See KI C.O.M. Shipping Location listing for the correct facility address by product.

ALL C.O.M. Shipments must be prepaid. Collect shipments will be refused.

Treated Materials

If C.O.M. requires processing such as a stain resistance treatment or acrylic backing, it may shrink. To prevent delays in delivery or back ordering due to shrinkage, please have your processor verify measurement after processing and assure adequate yardage shipped.

Split Orders

If a portion of the shipment which does not require C.O.M. application is to be processed and shipped early, KI will enter the order immediately at your request. These split shipments are subject to minimum order changes.

Excess Upholstery Material

KI will dispose of excess upholstery material at the time of shipment unless expressly requested to return it with the product shipment.

Cancelled or Changed Orders

KI assumes no responsibility for extra C.O.M. due to a change of upholstery or cancellation of an order. If it the customer’s responsibility to arrange for return of the material.

Contact the C.O.M. Specialist at 1-800-424-2432, ext. 2707, with questions or to request a split order



C.O.M. SHIPPING LOCATION

Architectural Walls	Universal Overheads..... MN	MyWay Seating..... HN
Evoke..... MN	Wireworks MN	Oath Task Chairs and Stools..... GB
Genius Walls..... MN	Unite..... MN	Opt4 GB
Casegoods	Residence Hall Furniture	Pilot Task Chairs..... OM
Aristotle Tackboards.....MN	RoomScape Furniture MN	Promenade Seating System BW
Likha Tackboards.....MN	Screens	Ruckus..... GB
Classroom Furniture	All Terrain..... KP	Sela Lounge Seating HN
Intellect Wave Chairs..... GB	Connection Zone..... BW	Sift Task Chairs GB
Learn2 GB	Tributaire..... BW	Signia Task Chairs and Stools OM
Ruckus..... GB	True/Volition KP	Soltice Metal Collection..... HN
Desking	Genesis KP	Soltice Multiple, Healthcare & Guest . HN
700 Series Desking..... KP	Tattoo..... MN	Soltice II Healthcare Seating..... HN
Balance Overheads..... MN	Universal..... BW	Sonrisa HN
Genesis Desking..... MN	Seating	Strive Multiple, Stack & Task GB
True Desking KP	600 Series Folding Chairs..... BW	Sway BW
Universal Overheads..... MN	600 Series Stools..... BW	Tattoo..... HN
WorkZone Desking..... MN	Affina Collection..... HN	Torsion-on-the-Go! Nesting Chairs GB
Files & Storage	Altus Task Chairs..... GB	Torsion Air Stack and Task Seating GB
700 Series Pedestal Cushion..... GB	Apply Stack Chairs GB	Zeker HN
Connection Zone Pads..... BW	Calida Lounge Seating HN	Zoetry HN
U-Series Pedestal Cushion..... GB	Diem Task Chairs..... OM	
Tattoo..... BW	Doni Collection..... GB	
Fixed Seating	Gladly Lounge Seating VQ	
Concerto Auditorium Seating..... BW	Grazie Seating..... GB	
Single Pedestal Seating GB	Hub Modular Lounge Seating HN	
Jury Base Seating..... GB	Impress Task Chairs..... OM	
Lancaster Auditorium Seating BW	Impress Ultra Task Chairs OM	
Sequence Seating..... GB	Jessa Lounge Seating..... HN	
University Seating..... GB	Jubilee Lounge Seating..... VQ	
Panel Systems	Katera..... GB	
All Terrain..... KP	Kurv Benches..... HN	
Balance Overheads..... MN	LimeLite..... GB	
	Lyra Lounge Seating..... HN	
	Medical & Laboratory Stools..... OM	
	MyPlace Lounge Seating HN	

KI C.O.M. Manufacturing Site Addresses:

<u>BW</u> KI Bonduel Attn: COM Storage 204 West South St. Bonduel, WI 54107	<u>HN</u> KI High Point Attn: COM Storage 217 Feld Avenue High Point, NC 27263	<u>MN</u> KI Manitowoc Attn: COM Storage 1400 S. 41st St. Manitowoc, WI 54220	<u>VQ</u> KI Attn: COM Fabrics 6892 Marlin Circle La Palma, CA 90623
<u>GB</u> KI Green Bay Attn: COM Storage 1687 Westminster Drive - Gate 3 Green Bay, WI 54302	<u>KP</u> KI Pembroke Attn: COM Storage 1000 Olympic Dr. Pembroke, Ontario K8A6X7	<u>OM</u> KI Attn: COM Storage 1110 S. Mildred Ave. Ontario, CA 91761	

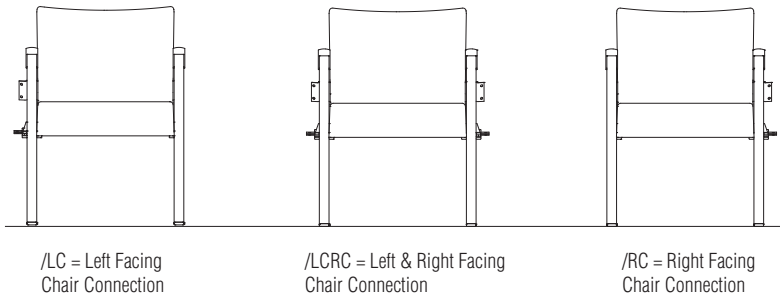


	One Seat - Open Arm (SOMC)	Two Seat - Open Arm (SOMCC)	Three Seat - Open Arm (SOMCCC)	One Seat - Closed Arm (SPMC)	Two Seat - Closed Arm (SPMCC)	Three Seat - Closed Arm (SPMCCC)
General Dimensions						
Seat width	21"	21" each	21" each	21"	21" each	21" each
Seat depth	17-1/2"	17-1/2"	17-1/2"	17-1/2"	17-1/2"	17-1/2"
Seat height	19"	19"	19"	19"	19"	19"
Arm width	1-7/8"	1-7/8"	1-7/8"	1-7/8"	1-7/8"	1-7/8"
Arm height	27-1/2"	27-1/2"	27-1/2"	27-1/2"	27-1/2"	27-1/2"
Overall Dimensions						
Width	24-1/2"	47"	69-1/2"	24-1/2"	47"	69-1/2"
Depth	23-1/2"	23-1/2"	23-1/2"	23-1/2"	23-1/2"	23-1/2"
Height	33-13/16"	33-13/16"	33-13/16"	33-13/16"	33-13/16"	33-13/16"



	Bariatric - Open Arm (SOMB)	Bariatric - Closed Arm (SPMB)	Loveseat - Open Arm (SOM33)	Loveseat - Closed Arm (SPM33)	Spanner - Open Arm (SOM3S)	Spanner - Closed Arm (SPM3S)
General Dimensions						
Seat width	30"	30"	41"	41"	66"	66"
Seat depth	17-1/2"	17-1/2"	17-1/2"	17-1/2"	17-1/2"	17-1/2"
Seat height	19"	19"	19"	19"	19"	19"
Arm width	1-7/8"	1-7/8"	1-7/8"	1-7/8"	1-7/8"	1-7/8"
Arm height	27-1/2"	27-1/2"	27-1/2"	27-1/2"	27-1/2"	27-1/2"
Overall Dimensions						
Width	33"	33"	44"	44"	69-1/2"	69-1/2"
Depth	23-1/2"	23-1/2"	23-1/2"	23-1/2"	23-1/2"	23-1/2"
Height	33-13/16"	33-13/16"	33-13/16"	33-13/16"	33-13/16"	33-13/16"

Multiple Seating Chair Connection Brackets (Example)



UPHOLSTERY INFORMATION

C.O.M. Fabric
For C.O.M. fabric sent to KI-High Point on multiple rolls, add an additional yard of fabric per roll to the yardage requirements. Multiple rolls have shorter pieces of fabric on them and do not allow nesting and stacking of the fabric to achieve the best yeild as is done with one large roll. This results in yardage shortages and requests for additional fabric from the client, which can delay an order. For each roll that is sent, one yard needs to be added to one of the rolls, not separately.

Fabric Disclaimer
Fabric will be applied as swatched by the fabric manufacturer. Fabric that is required to be applied differently than is swatched will need a Product Modification Request written specifying the direction the fabric is to be applied.

FINISH INFORMATION

Color Match
KI offers the additional option of color matching paint, polypropylene, or wood stain through Product Modification Requests. Contact Customer Service for details.

INFORMATION

Warranty
Refer to KI Terms & Conditions document or visit ki.com



	One Seat Add-on Open Arm (SOMACL/SOMACR)	Two Seat Add-on Open Arm (SOMACCL/SOMACCR)	Three Seat Add-on Open Arm (SOMACCCL/SOMACCCR)	One Seat Add-on Closed Arm (SPMACL/SPMACR)	Two Seat Add-on Closed Arm (SPMACCL/SPMACCR)	Three Seat Add-on Closed Arm (SPMACCCL/SPMACCCR)
General Dimensions						
Seat width	21"	21" each	21" each	21"	21" each	21" each
Seat depth	17-1/2"	17-1/2"	17-1/2"	17-1/2"	17-1/2"	17-1/2"
Seat height	19"	19"	19"	19"	19"	19"
Arm width	1-7/8"	1-7/8"	1-7/8"	1-7/8"	1-7/8"	1-7/8"
Arm height	27-1/2"	27-1/2"	27-1/2"	27-1/2"	27-1/2"	27-1/2"
Overall Dimensions						
Width	22-1/2"	45-1/2"	68"	22-1/2"	45-1/2"	68"
Depth	23-1/2"	23-1/2"	23-1/2"	23-1/2"	23-1/2"	23-1/2"
Height	33-13/16"	33-13/16"	33-13/16"	33-13/16"	33-13/16"	33-13/16"

UPHOLSTERY INFORMATION

C.O.M. Fabric
For C.O.M. fabric sent to KI-High Point on multiple rolls, add an additional yard of fabric per roll to the yardage requirements. Multiple rolls have shorter pieces of fabric on them and do not allow nesting and stacking of the fabric to achieve the best yeild as is done with one large roll. This results in yardage shortages and requests for additional fabric from the client, which can delay an order. For each roll that is sent, one yard needs to be added to one of the rolls, not separately.

Fabric Disclaimer
Fabric will be applied as swatched by the fabric manufacturer. Fabric that is required to be applied differently than is swatched will need a Product Modification Request written specifying the direction the fabric is to be applied.

FINISH INFORMATION

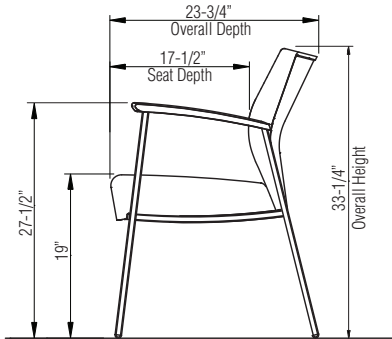
Color Match
KI offers the additional option of color matching paint, polypropylene, or wood stain through Product Modification Requests. Contact Customer Service for details.

INFORMATION

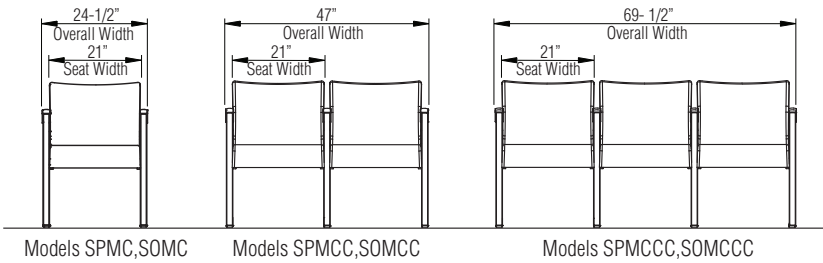
Warranty
Refer to KI Terms & Conditions document or visit ki.com



Multiple Seating (Open Arm/ Closed Arm)



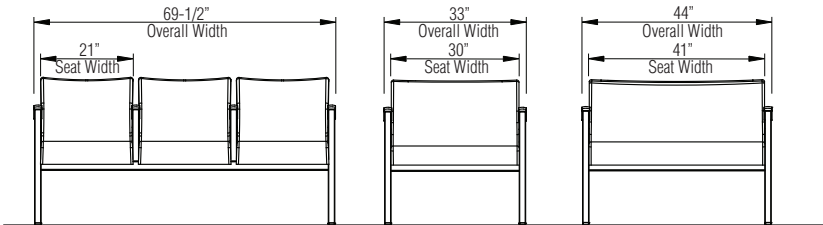
Multiple Seating - All Models



Models SPMC,SOMC

Models SPMCC,SOMCC

Models SPMCCC,SOMCCC

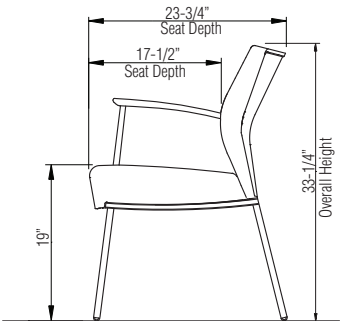


Models SPM3S,SOM3S

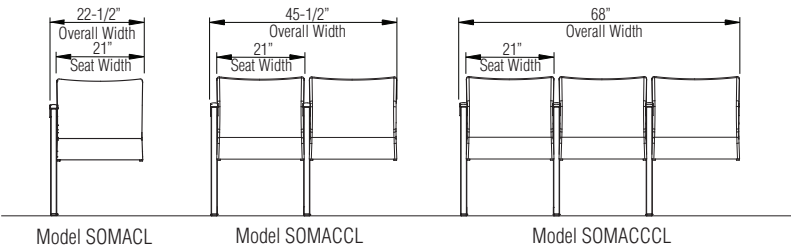
Models SPMB,SOMB

Models SPM33,SOM33

Left Facing Add On Multiple Seating (Open Arm/ Closed Arm)



Add On Multiple Seating - All Models

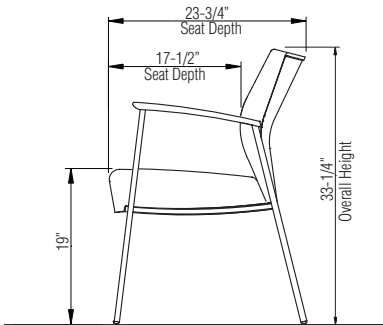


Model SOMACL

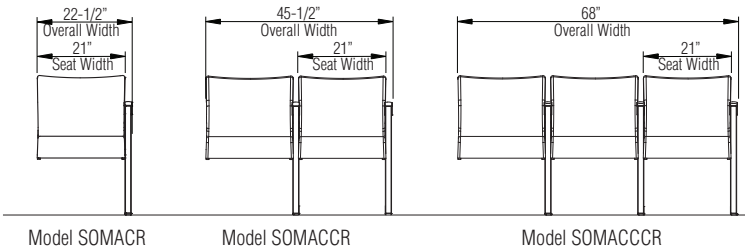
Model SOMACCL

Model SOMACCCL

Right Facing Add On Multiple Seating (Open Arm/ Closed Arm)



Add On Multiple Seating - All Models



Model SOMACR

Model SOMACCR

Model SOMACCCR



Base Finish

Black	BL
Blue Grey	GR
Bronze Metallic	ZM
Cayenne	CY
Champagne Metallic	CM
Cool Grey	CG
Cottonwood	CO
Earthen Clay	EY
Espresso Metallic	EX
Everglade Shade	EV
Flannel	FN
Glitz Metallic	GZ
Hazy Jade	HJ
Honey Bee	HY
Light Tone	LG
Mardi Gras	MG
Misty Brown	MY
Nemo	NE
Nordic	ND
Poppy Red	PR
Purple Haze	PH
Rainforest	RQ
Raw Jasper	RJ
Rubber Ducky	RK
Sand	SA
Sky Blue	SK
Starlight Silver Metallic	SX
Surf's Up	SP
Tarragon	TQ
Twilight Shadow	TI
Ultra Blue	UB
Warm Grey	WG
Zesty Lime	ZL

Wood Armcap Finish

Cherry Storm on Beech	BCX
Cinnamon on Beech	BCN
Cocoa on Beech	BCA
Eclipse Black on Beech	BEB
Florence Walnut on Beech	BFC
Kensington Maple on Maple	MMA
Monticello Maple on Beech	BMT
Natural on Beech	BNA
River Cherry on Beech	BRY

Kensington Maple requires an upcharge.

Glide Color

Flannel (Dark Grey)	NGFN
Natural (Cream)	NGNT

Finish Cards

View color swatches for items listed within this document.

Paints

Wood/Veneer

Molded Edges

Hard Plastics

Plastics/Poly

Laminates

Edge Styles

Glass

Certain options referenced may not be available on GSA Schedule.

HOW TO ORDER

Indicate the following information on order form:
1. Quantity of each item.
2. Model number, including options. See “How To Build a Model Number”.
3. Any special service required.

Note: • The ☐ indicates that a choice is required.
• The absence of the ☐ indicates that no choice is required.
• Alpha-numeric characters in place of ☐ indicate that no other alternatives are available.

HOW TO BUILD A MODEL NUMBER

A

Select basic model.

B

Select non-contrast or fabric contrast 1.
Refer to ki.com/fabrics

C

Select fabric contrast 2.
Refer to ki.com/fabrics

D

Select base finish color.
Refer to the **Product Color Options** page in this price list.

E

Select armcaps.

WAC	- Wood armcaps (pair)
SAC	- Solid surface; add \$659
PACBL	- Black poly; add \$87
PACSA	- Sand poly; add \$87
PACWG	- Warm Grey poly; add \$87

Upcharge for two armcaps.
Solid surface armcap color is always Corian™ white.

F

Select wood finish color.
Refer to the **Product Color Options** page in this price list.
Wood finish selection is for wood armcaps.
For Kensington Maple add upcharge.

G

Select nylon glide color.

NGFN	- Flannel (Dark Grey)
NGNT	- Natural (Cream)

H

Select moisture barrier.

MB	- Moisture barrier
NMB	- No moisture barrier

See pricing column for moisture barrier upcharge.

California TB133 Fire Safety Code

For California Technical Bulletin 133 compliant models, a Product Modification Request is required. Contact Customer Service for details.

KENSINGTON MAPLE UPCHARGE

Kensington Maple requires extended leadtimes.

Model

All variations of One Seat Models:

SOMC	\$58
SPMC	\$58

All variations of Two Seat Models:

SOMCC	\$87
SPMCC	\$87

All variations of Three Seat Models:

SOMCCC	\$116
SPMCCC	\$116

SPECIAL SERVICES

Special Carton Marking

With specially marked information

N/C

Shipping

Ships **assembled, FOB High Point, NC 27263, freight prepaid.** Freight class 175

Specifications and prices are subject to change without prior notice.

- 1 = Back and Arms (Fabric Contrast 1) C.O.M. = 1.75 yd
- 2 = Seat (Fabric Contrast 2) C.O.M. = 1 yd

Indicate the following information on order form:

1. Quantity of each item.
2. Model number, including options. See "How To Build a Model Number".
3. Any special service required.

- The ☐ indicates that a choice is required.
- The absence of the ☐ indicates that no choice is required.
- Alpha-numeric characters in place of ☐ indicate that no other alternatives are available.

A Select basic model.

B Select non-contrast or fabric contrast 1.
Refer to ki.com/fabrics

C Select fabric contrast 2.
Refer to ki.com/fabrics

D Select base finish color.
Refer to the **Product Color Options** page in this price list.

E Select armcaps.

WAC	- Wood armcaps (pair)
SAC	- Solid surface; add \$659
PACBL	- Black poly; add \$87
PACSA	- Sand poly; add \$87
PACWG	- Warm Grey poly; add \$87

Upcharge for two armcaps.

Solid surface armcap color is always Corian™ white.

F Select wood finish color.
Refer to the **Product Color Options** page in this price list.
Wood finish selection is for wood armcaps.
For Kensington Maple add upcharge.

G Select nylon glide color.

NGFN	- Flannel (Dark Grey)
NGNT	- Natural (Cream)

H Select moisture barrier.

MB	- Moisture barrier
NMB	- No moisture barrier

See pricing column for moisture barrier upcharge.

For California Technical Bulletin 133 compliant models, a Product Modification Request is required. Contact Customer Service for details.

Kensington Maple requires extended leadtimes.
Model
All variations of One Seat Models:
SOMC \$58
SPMC \$58

All variations of Two Seat Models:	
SOMCC	\$87
SPMCC	\$87

All variations of Three Seat Models:

SOMCCC	\$116
SPMCCC	\$116

Special Carton Marking

With specially marked information N/C

Shipping

Ships assembled, FOB High Point, NC 27263, freight prepaid. Freight class 175

Specifications and prices are subject to change without prior notice.

HOW TO ORDER

Indicate the following information on order form:

1. Quantity of each item.

2. Model number, including options. See “How To Build a Model Number”.

3. Any special service required.

Note:

• The ☐ indicates that a choice is required.

• The absence of the ☐ indicates that no choice is required.

• Alpha-numeric characters in place of ☐ indicate that no other alternatives are available.

HOW TO BUILD A MODEL NUMBER

A

Select basic model.

B

Select non-contrast or fabric contrast 1.
Refer to [ki.com/fabrics](#)

C

Select fabric contrast 2.
Refer to [ki.com/fabrics](#)

D

Select base finish color.
Refer to the **Product Color Options** page in this price list.

E

Select armcaps.

WAC	- Wood armcaps (pair)
SAC	- Solid surface; add \$659
PACBL	- Black poly; add \$87
PACSA	- Sand poly; add \$87
PACWG	- Warm Grey poly; add \$87

Upcharge for two armcaps.
Solid surface armcap color is always Corian™ white.

F

Select wood finish color.
Refer to the **Product Color Options** page in this price list.
Wood finish selection is for wood armcaps.
For Kensington Maple add upcharge.

G

Select nylon glide color.

NGFN	- Flannel (Dark Grey)
NGNT	- Natural (Cream)

H

Select moisture barrier.

MB	- Moisture barrier
NMB	- No moisture barrier

See pricing column for moisture barrier upcharge.

California TB133 Fire Safety Code

For California Technical Bulletin 133 compliant models, a Product Modification Request is required. Contact Customer Service for details.

KENSINGTON MAPLE UPCHARGE

Kensington Maple requires extended leadtimes.

Model

All variations of One Seat Models:

SOMC	\$58
SPMC	\$58

All variations of Two Seat Models:

SOMCC	\$87
SPMCC	\$87

All variations of Three Seat Models:

SOMCCC	\$116
SPMCCC	\$116

SPECIAL SERVICES

Special Carton Marking

With specially marked information

N/C

Shipping

Ships **assembled**, **FOB High Point, NC 27263**, **freight prepaid**. Freight class 175

Specifications and prices are subject to change without prior notice.

SMMC

Two Seat Unit (Closed Arm) Non-Contrast

- Non-contrast C.O.M = 4.25 yd

Indicate the following information on order form:

1. Quantity of each item.
2. Model number, including options. See "How To Build a Model Number".
3. Any special service required.

- The absence of the ☐ indicates that no choice is required.
- Alpha-numeric characters in place of ☐ indicate that no other alternatives are available.

A Select basic model.

B Select non-contrast or fabric contrast 1.
Refer to ki.com/fabrics

D Select base finish color.
Refer to the **Product Color Options** page in this price list.

E Select armcaps.

WAC	- Wood armcaps (pair)
SAC	- Solid surface; add \$950
PACBL	- Black poly; add \$131
PACSA	- Sand poly; add \$131
PACWG	- Warm Grey poly; add \$131

Upcharge for three armcaps.

Solid surface armcap color is always Corian™ white.

F Select wood finish color.
Refer to the **Product Color Options** page in this price list.
Wood finish selection is for wood armcaps.
For Kensington Maple add upcharge.

G Select nylon glide color.

NGFN	- Flannel (Dark Grey)
NGNT	- Natural (Cream)

H Select moisture barrier.

MB	- Moisture barrier
NMB	- No moisture barrier

See pricing column for moisture barrier upcharge.

For California Technical Bulletin 133 compliant models, a Product Modification Request is required. Contact Customer Service for details.

Kensington Maple requires extended leadtimes.
Model
All variations of One Seat Models:
SOMC \$58
SPMC \$58

All variations of Two Seat Models	
SOMCC	\$87
SPMCC	\$87

All variations of Three Seat Models	
SOMCCC	\$116
SPMCCC	\$116

Special Carton Marking

With specially marked information N/C

Shipping

**Ships assembled, FOB High Point, NC 27263,
freight prepaid. Freight class 175**

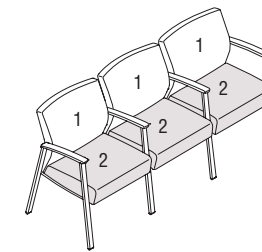
Specifications and prices are subject to change without prior notice.

A simple line drawing of two armchairs. Each chair has a high back, a seat cushion, and armrests. The legs are straight and slightly angled outwards. The chairs are positioned side-by-side, facing the same direction.

SMMC

Three Seat Unit (Open Arm) Non-Contrast

- Non-contrast C.O.M = 4.5 yd



SMMC

Three Seat Unit (Open Arm) Contrast

- 1 = Back (Fabric Contrast 1) C.O.M. = 3 yd
- 2 = Seat (Fabric Contrast 2) C.O.M. = 2.25 yd

Indicate the following information on order form:

1. Quantity of each item.
2. Model number, including options. See "How To Build a Model Number".
3. Any special service required.

- The ☐ indicates that a choice is required.
- The absence of the ☐ indicates that no choice is required.
- Alpha-numeric characters in place of ☐ indicate that no other alternatives are available.

A Select basic model.

B Select non-contrast or fabric contrast 1.
Refer to [**ki.com/fabrics**](http://ki.com/fabrics)

C Select fabric contrast 2.
Refer to ki.com/fabrics

D Select base finish color.
Refer to the **Product Color Options** page in this price list.

E Select armcaps.

WAC	- Wood armcaps (pair)
SAC	- Solid surface; add \$1241
PACBL	- Black poly; add \$176
PACSA	- Sand poly; add \$176
PACWG	- Warm Grey poly; add \$176

Upcharge for four armcaps.

Solid surface armcap color is always Corian™ white.

F Select wood finish color.
Refer to the **Product Color Options** page in this price list.
Wood finish selection is for wood armcaps.
For Kensington Maple add upcharge.

G Select nylon glide color.

NGFN	- Flannel (Dark Grey)
NGNT	- Natural (Cream)

H Select moisture barrier.

MB	- Moisture barrier
NMB	- No moisture barrier

See pricing column for moisture barrier upcharge.

For California Technical Bulletin 133 compliant models, a Product Modification Request is required. Contact Customer Service for details.

Kensington Maple requires extended leadtimes.
Model
All variations of One Seat Models:
SOMC \$58
SPMC \$58

All variations of Two Seat Models:	
SOMCC	\$87
SPMCC	\$87

All variations of Three Seat Models:

SOMCCC	\$116
SPMCCC	\$116

Special Carton Marking

With specially marked information N/C

Shipping

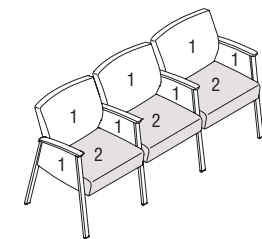
**Ships assembled, FOB High Point, NC 27263,
freight prepaid. Freight class 175**

Specifications and prices are subject to change without prior notice.

SMMC

Three Seat Unit (Closed Arm) Non-Contrast

- Non-contrast C.O.M = 6.25 yd



SMMC

Three Seat Unit (Closed Arm) Contrast

- 1 = Back and arms (Fabric Contrast 1) C.O.M. = 4.75 yd
- 2 = Seat (Fabric Contrast 2) C.O.M. = 2.25 yd

Indicate the following information on order form:

1. Quantity of each item.
2. Model number, including options. See "How To Build a Model Number".
3. Any special service required.

Note: • The ☐ indicates that a choice is required.

- The absence of the ☐ indicates that no choice is required.
- Alpha-numeric characters in place of ☐ indicate that no other alternatives are available.

A Select basic model.

B Select non-contrast or fabric contrast 1.
Refer to ki.com/fabrics

- C** Select fabric contrast 2.
Refer to ki.com/fabrics

- D** Select base finish color.
Refer to the **Product Color Options** page in this price list.

- E** Select armcaps.
- | | |
|--------------|-----------------------------|
| WAC | - Wood armcaps (pair) |
| SAC | - Solid surface; add \$1241 |
| PACBL | - Black poly; add \$176 |
| PACSA | - Sand poly; add \$176 |
| PACWG | - Warm Grey poly; add \$176 |

Upcharge for four armcaps.
Solid surface armcap color is always Corian™ white.

- F** Select wood finish color.
Refer to the **Product Color Options** page in this price list.
Wood finish selection is for wood armcaps.
For Kensington Maple add upcharge.

- G** Select nylon glide color.
- | | |
|-------------|-----------------------|
| NGFN | - Flannel (Dark Grey) |
| NGNT | - Natural (Cream) |

- H** Select moisture barrier.
- | | |
|------------|-----------------------|
| MB | - Moisture barrier |
| NMB | - No moisture barrier |
- See pricing column for moisture barrier upcharge.

For California Technical Bulletin 133 compliant models, a Product Modification Request is required. Contact Customer Service for details.

Kensington Maple requires extended leadtimes.
Model
All variations of One Seat Models:
SOMC \$58
SPMC \$58

- All variations of Two Seat Models:
- | | |
|-------|------|
| SOMCC | \$87 |
| SPMCC | \$87 |

- All variations of Three Seat Models:
- | | |
|--------|-------|
| SOMCCC | \$116 |
| SPMCCC | \$116 |

Special Carton Marking

With specially marked information N/C

Shipping

**Ships assembled, FOB High Point, NC 27263,
freight prepaid. Freight class 175**

Specifications and prices are subject to change without prior notice.



SMMB

Bariatric Lounge (Open Arm) Non-Contrast

- Non-contrast C.O.M = 2.5 yd

Indicate the following information on order form:

1. Quantity of each item.
2. Model number, including options. See "How To Build a Model Number".
3. Any special service required.

- The ☐ indicates that a choice is required.
- The absence of the ☐ indicates that no choice is required.
- Alpha-numeric characters in place of ☐ indicate that no other alternatives are available.

A Select basic model.

B Select non-contrast or fabric contrast 1.
Refer to [**ki.com/fabrics**](http://ki.com/fabrics)

C Select fabric contrast 2.
Refer to [**ki.com/fabrics**](http://ki.com/fabrics)

D Select base finish color.
Refer to the **Product Color Options** page in this price list.

E Select armcaps.

WAC	- Wood armcaps (pair)
SAC	- Solid surface; add \$659
PACBL	- Black poly; add \$87
PACSA	- Sand poly; add \$87
PACWG	- Warm Grey poly; add \$87

Upcharge for four armcaps.

Solid surface armcap color is always Corian™ white.

F Select wood finish color.
Refer to the **Product Color Options** page in this price list.
Wood finish selection is for wood armcaps.
For Kensington Maple add upcharge.

G Select nylon glide color.

NGFN	- Flannel (Dark Grey)
NGNT	- Natural (Cream)

H Select moisture barrier.

MB	- Moisture barrier
NMB	- No moisture barrier

See pricing column for moisture barrier upcharge.

For California Technical Bulletin 133 compliant models, a Product Modification Request is required. Contact Customer Service for details.

Kensington Maple requires extended leadtimes.
Model
All variations of Bariatric Models:
SOMB \$58
SPMB \$58

All variations of Loveseat Models:	
SOM33	\$58
SPM33	\$58

All variations of Spanner Models:	
SOM3S	\$116
SPM3S	\$116

Special Carton Marking


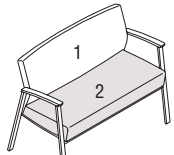
With specially marked information N/C

Shipping

Ships assembled, FOB High Point, NC 27263, freight prepaid. Freight class 175

Specifications and prices are subject to change without prior notice.

HOW TO ORDER		HOW TO BUILD A MODEL NUMBER		California TB133 Fire Safety Code		KENSINGTON MAPLE UPCHARGE		SPECIAL SERVICES	
Indicate the following information on order form:		A Select basic model.		F Select wood finish color. Refer to the Product Color Options page in this price list. Wood finish selection is for wood armcaps. For Kensington Maple add upcharge.		Kensington Maple requires extended leadtimes. Model		Special Carton Marking	
1. Quantity of each item.		B Select non-contrast or fabric contrast 1. Refer to ki.com/fabrics		For California Technical Bulletin 133 compliant models, a Product Modification Request is required. Contact Customer Service for details.		All variations of Bariatric Models:		With specially marked information	
2. Model number, including options. See “How To Build a Model Number”.		C Select fabric contrast 2. Refer to ki.com/fabrics				SOMB \$58 SPMB \$58		N/C	
3. Any special service required.		D Select base finish color. Refer to the Product Color Options page in this price list.							
Note: • The <input type="checkbox"/> indicates that a choice is required.		E Select armcaps.		G Select nylon glide color.		All variations of Loveseat Models:		Shipping	
• The absence of the <input type="checkbox"/> indicates that no choice is required.		WAC - Wood armcaps (pair)		NGFN - Flannel (Dark Grey)		SOM33 \$58		Ships assembled, FOB High Point, NC 27263, freight prepaid. Freight class 175	
• Alpha-numeric characters in place of <input type="checkbox"/> indicate that no other alternatives are available.		SAC - Solid surface; add \$659		NGNT - Natural (Cream)		SPM33 \$58		Specifications and prices are subject to change without prior notice.	
		PACBL - Black poly; add \$87		H Select moisture barrier.		All variations of Spanner Models:			
		PACSA - Sand poly; add \$87		MB - Moisture barrier		SOM3S \$116			
		PACWG - Warm Grey poly; add \$87		NMB - No moisture barrier		SPM3S \$116			
		Upcharge for four armcaps. Solid surface armcap color is always Corian™ white.		See pricing column for moisture barrier upcharge.					

		MODEL NUMBER																					
		Basic Model	Non-Contrast or Fabric Contrast 1	Fabric Contrast 2	Base Finish	Arm Cap	Wood Finish	Glide Color	Moist. Barrier	Approx. Packaged Weight	Grade C.O.M.	Grade C	Grade D	Grade E & C.O.L.	Grade F	Grade G	Grade H	Grade I	Grade J	Grade K	Grade L Leather	Grade M Leather	Moisture Barrier add to list price
Features																							
	No Connector	SOM33/NC	□□□□		□□	□□	□□	□□	□□	95.0#	\$ 2469	\$ 2598	\$ 2632	\$ 2672	\$ 2703	\$ 2755	\$ 2808	\$ 2875	\$ 3011	\$ 3145	\$ 3283	\$ 3553	\$ 241
	Left Facing Chair Connector	SOM33LC/NC	□□□□		□□	□□	□□	□□	□□	95.0#	2469	2598	2632	2672	2703	2755	2808	2875	3011	3145	3283	3553	241
	Right Facing Chair Connector	SOM33RC/NC	□□□□		□□	□□	□□	□□	□□	95.0#	2469	2598	2632	2672	2703	2755	2808	2875	3011	3145	3283	3553	241
	Left and Right Facing Chair Connector	SOM33LCRC/NC	□□□□		□□	□□	□□	□□	□□	95.0#	2469	2598	2632	2672	2703	2755	2808	2875	3011	3145	3283	3553	241
SMML																							
Loveseat (Open Arm) Non-Contrast																							
• Non-contrast C.O.M = 2.5 yd																							
	No Connector	SOM33/FC	□□□□	□□□□	□□	□□	□□	□□	□□	95.0#	\$ 2549	\$ 2679	\$ 2712	\$ 2752	\$ 2781	\$ 2835	\$ 2889	\$ 2955	\$ 3092	\$ 3224	\$ 3362	\$ 3632	\$ 241
	Left Facing Chair Connector	SOM33LC/FC	□□□□	□□□□	□□	□□	□□	□□	□□	95.0#	2549	2679	2712	2752	2781	2835	2889	2955	3092	3224	3362	3632	241
	Right Facing Chair Connector	SOM33RC/FC	□□□□	□□□□	□□	□□	□□	□□	□□	95.0#	2549	2679	2712	2752	2781	2835	2889	2955	3092	3224	3362	3632	241
	Left and Right Facing Chair Connector	SOM33LCRC/FC	□□□□	□□□□	□□	□□	□□	□□	□□	95.0#	2549	2679	2712	2752	2781	2835	2889	2955	3092	3224	3362	3632	241
SMML																							
Loveseat (Open Arm) Contrast																							
• 1 = Back (Fabric Contrast 1) C.O.M. = 1.5 yd																							
• 2 = Seat (Fabric Contrast 2) C.O.M. = 1.25 yd																							
		A	B	C	D	E	F	G	H														

Indicate the following information on order form:

1. Quantity of each item.
2. Model number, including options. See "How To Build a Model Number".
3. Any special service required.

- The absence of the ☐ indicates that no choice is required.
- Alpha-numeric characters in place of ☐ indicate that no other alternatives are available.

A Select basic model.

B Select non-contrast or fabric contrast 1.
Refer to [**ki.com/fabrics**](http://ki.com/fabrics)

D Select base finish color.
Refer to the **Product Color Options** page in this price list.

E Select armcaps.

WAC	- Wood armcaps (pair)
SAC	- Solid surface; add \$659
PACBL	- Black poly; add \$87
PACSA	- Sand poly; add \$87
PACWG	- Warm Grey poly; add \$87

Upcharge for four armcaps.
Solid surface armcap color is always Corian™ white.

F Select wood finish color.
Refer to the **Product Color Options** page in this price list.
Wood finish selection is for wood armcaps.
For Kensington Maple add upcharge.

G Select nylon glide color.

NGFN	- Flannel (Dark Grey)
NGNT	- Natural (Cream)

H Select moisture barrier.

MB	- Moisture barrier
NMB	- No moisture barrier

See pricing column for moisture barrier upcharge.

For California Technical Bulletin 133 compliant models, a Product Modification Request is required. Contact Customer Service for details.

Kensington Maple requires extended leadtimes.
Model
All variations of Bariatric Models:
SOMB \$58
SPMB \$58

All variations of Loveseat Models:

SOM33	\$58
SPM33	\$58

All variations of Spanner Models:	
SOM3S	\$116
SPM3S	\$116

Special Carton Marking


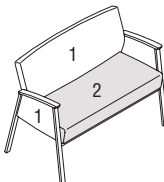
With specially marked information N/C

Shipping

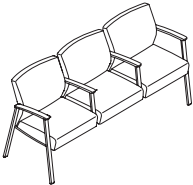
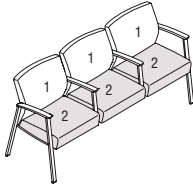
**Ships assembled, FOB High Point, NC 27263,
freight prepaid. Freight class 175**

Specifications and prices are subject to change without prior notice.



		MODEL NUMBER																						
		Basic Model	Non-Contrast or Fabric Contrast 1	Fabric Contrast 2	Base Finish	Arm Cap	Wood Finish	Glide Color	Moist. Barrier															Moisture Barrier add to list price
Features																								
	No Connector	SPM33/NC	<input type="checkbox"/> <input type="checkbox"/> <input type="checkbox"/> <input type="checkbox"/>		<input type="checkbox"/> <input type="checkbox"/>	<input type="checkbox"/> <input type="checkbox"/>	<input type="checkbox"/> <input type="checkbox"/>	<input type="checkbox"/> <input type="checkbox"/>	<input type="checkbox"/> <input type="checkbox"/>															
	Left Facing Chair Connector	SPM33LC/NC	<input type="checkbox"/> <input type="checkbox"/> <input type="checkbox"/> <input type="checkbox"/>		<input type="checkbox"/> <input type="checkbox"/>	<input type="checkbox"/> <input type="checkbox"/>	<input type="checkbox"/> <input type="checkbox"/>	<input type="checkbox"/> <input type="checkbox"/>	<input type="checkbox"/> <input type="checkbox"/>															
	Right Facing Chair Connector	SPM33RC/NC	<input type="checkbox"/> <input type="checkbox"/> <input type="checkbox"/> <input type="checkbox"/>		<input type="checkbox"/> <input type="checkbox"/>	<input type="checkbox"/> <input type="checkbox"/>	<input type="checkbox"/> <input type="checkbox"/>	<input type="checkbox"/> <input type="checkbox"/>	<input type="checkbox"/> <input type="checkbox"/>															
	Left and Right Facing Chair Connector	SPM33LCRC/NC	<input type="checkbox"/> <input type="checkbox"/> <input type="checkbox"/> <input type="checkbox"/>		<input type="checkbox"/> <input type="checkbox"/>	<input type="checkbox"/> <input type="checkbox"/>	<input type="checkbox"/> <input type="checkbox"/>	<input type="checkbox"/> <input type="checkbox"/>	<input type="checkbox"/> <input type="checkbox"/>															
SMML																								
Loveseat (Closed Arm) Non-Contrast																								
• Non-contrast C.O.M = 3.25 yd																								
	No Connector	SPM33/FC	<input type="checkbox"/> <input type="checkbox"/> <input type="checkbox"/> <input type="checkbox"/>	<input type="checkbox"/> <input type="checkbox"/> <input type="checkbox"/> <input type="checkbox"/>	<input type="checkbox"/> <input type="checkbox"/>	<input type="checkbox"/> <input type="checkbox"/>	<input type="checkbox"/> <input type="checkbox"/>	<input type="checkbox"/> <input type="checkbox"/>	<input type="checkbox"/> <input type="checkbox"/>															
	Left Facing Chair Connector	SPM33LC/FC	<input type="checkbox"/> <input type="checkbox"/> <input type="checkbox"/> <input type="checkbox"/>	<input type="checkbox"/> <input type="checkbox"/> <input type="checkbox"/> <input type="checkbox"/>	<input type="checkbox"/> <input type="checkbox"/>	<input type="checkbox"/> <input type="checkbox"/>	<input type="checkbox"/> <input type="checkbox"/>	<input type="checkbox"/> <input type="checkbox"/>	<input type="checkbox"/> <input type="checkbox"/>															
	Right Facing Chair Connector	SPM33RC/FC	<input type="checkbox"/> <input type="checkbox"/> <input type="checkbox"/> <input type="checkbox"/>	<input type="checkbox"/> <input type="checkbox"/> <input type="checkbox"/> <input type="checkbox"/>	<input type="checkbox"/> <input type="checkbox"/>	<input type="checkbox"/> <input type="checkbox"/>	<input type="checkbox"/> <input type="checkbox"/>	<input type="checkbox"/> <input type="checkbox"/>	<input type="checkbox"/> <input type="checkbox"/>															
	Left and Right Facing Chair Connector	SPM33LCRC/FC	<input type="checkbox"/> <input type="checkbox"/> <input type="checkbox"/> <input type="checkbox"/>	<input type="checkbox"/> <input type="checkbox"/> <input type="checkbox"/> <input type="checkbox"/>	<input type="checkbox"/> <input type="checkbox"/>	<input type="checkbox"/> <input type="checkbox"/>	<input type="checkbox"/> <input type="checkbox"/>	<input type="checkbox"/> <input type="checkbox"/>	<input type="checkbox"/> <input type="checkbox"/>															
SMML																								
Loveseat (Closed Arm) Contrast																								
• 1 = Back and arms (Fabric Contrast 1) C.O.M. = 2.5 yd																								
• 2 = Seat (Fabric Contrast 2) C.O.M. = 1.25 yd																								



		MODEL NUMBER																						
		Basic Model	Non-Contrast or Fabric Contrast 1	Fabric Contrast 2	Base Finish	Arm Cap	Wood Finish	Glide Color	Moist. Barrier															
	MODEL																							
	Three Seat Spanner (Open Arm) Non-Contrast																							
	• Non-contrast C.O.M = 5 yd																							
SMMS																								
	MODEL																							
	Three Seat Spanner (Open Arm) Contrast																							
	• 1 = Back (Fabric Contrast 1) C.O.M. = 3 yd																							
	• 2 = Seat (Fabric Contrast 2) C.O.M. = 2.25 yd																							
SMMS																								
		A	B	C	D	E	F	G	H															

HOW TO ORDER

Indicate the following information on order form:

- Quantity of each item.
- Model number, including options. See “How To Build a Model Number”.
- Any special service required.

Note:

- The ☐ indicates that a choice is required.
- The absence of the ☐ indicates that no choice is required.
- Alpha-numeric characters in place of ☐ indicate that no other alternatives are available.

HOW TO BUILD A MODEL NUMBER

- A**Select basic model.
- B**Select non-contrast or fabric contrast 1.
Refer to [ki.com/fabrics](#)
- C**Select fabric contrast 2.
Refer to [ki.com/fabrics](#)
- D**Select base finish color.
Refer to the **Product Color Options** page in this price list.
- E**Select armcaps.

WAC

- Wood armcaps (pair)

SAC

- Solid surface; add \$1241

PACBL

- Black poly; add \$176

PACSA

- Sand poly; add \$176

PACWG

- Warm Grey poly; add \$176

Upcharge for four armcaps.
Solid surface armcap color is always Corian™ white.

- F**Select wood finish color.
Refer to the **Product Color Options** page in this price list.
Wood finish selection is for wood armcaps.
For Kensington Maple add upcharge.
- G**Select nylon glide color.

NGFN

- Flannel (Dark Grey)

NGNT

- Natural (Cream)
- H**Select moisture barrier.

MB

- Moisture barrier

NMB

- No moisture barrier

See pricing column for moisture barrier upcharge.

California TB133 Fire Safety Code
For California Technical Bulletin 133 compliant models, a Product Modification Request is required. Contact Customer Service for details.

KENSINGTON MAPLE UPCHARGE

Kensington Maple requires extended leadtimes.

Model

All variations of Bariatric Models:

SOMB	\$58
SPMB	\$58

All variations of Loveseat Models:

SOM33	\$58
SPM33	\$58

All variations of Spanner Models:

SOM3S	\$116
SPM3S	\$116

SPECIAL SERVICES


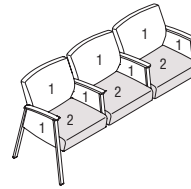
Special Carton Marking

With specially marked information N/C

Shipping
Ships **assembled, FOB High Point, NC 27263, freight prepaid.** Freight class 175

Specifications and prices are subject to change without prior notice.



			MODEL NUMBER																							
			Basic Model	Non-Contrast or Fabric Contrast 1	Fabric Contrast 2	Base Finish	Arm Cap	Wood Finish	Glide Color	Moist. Barrier																
MODEL	Features										Approx. Packaged Weight	Grade C.O.M.	Grade C	Grade D	Grade E & C.O.L.	Grade F	Grade G	Grade H	Grade I	Grade J	Grade K	Grade L Leather	Grade M Leather	Moisture Barrier add to list price		
	Three Seat Spanner (Closed Arm) Non-Contrast • Non-contrast C.O.M = 5.75 yd	No Connector	SPM3S/NC	<input type="checkbox"/> <input type="checkbox"/> <input type="checkbox"/> <input type="checkbox"/>		<input type="checkbox"/> <input type="checkbox"/>	<input type="checkbox"/> <input type="checkbox"/>	<input type="checkbox"/> <input type="checkbox"/>	<input type="checkbox"/> <input type="checkbox"/>	<input type="checkbox"/> <input type="checkbox"/>	150.0#	\$ 4117	\$ 4436	\$ 4522	\$ 4624	\$ 4690	\$ 4828	\$ 4962	\$ 5131	\$ 5469	\$ 5806	\$ 6145	\$ 6821	\$ 281		
SMMS																										
	Three Seat Spanner (Closed Arm) Contrast • 1 = Back and arms (Fabric Contrast 1) C.O.M. = 4 yd • 2 = Seat (Fabric Contrast 2) C.O.M. = 2.25 yd	No Connector	SPM3S/FC	<input type="checkbox"/> <input type="checkbox"/> <input type="checkbox"/> <input type="checkbox"/>	<input type="checkbox"/> <input type="checkbox"/> <input type="checkbox"/> <input type="checkbox"/>	<input type="checkbox"/> <input type="checkbox"/>	<input type="checkbox"/> <input type="checkbox"/>	<input type="checkbox"/> <input type="checkbox"/>	<input type="checkbox"/> <input type="checkbox"/>	<input type="checkbox"/> <input type="checkbox"/>	150.0#	\$ 4262	\$ 4583	\$ 4668	\$ 4769	\$ 4838	\$ 4974	\$ 5108	\$ 5277	\$ 5616	\$ 5955	\$ 6291	\$ 6967	\$ 281		
SMMS																										
			A	B	C	D	E	F	G	H																

HOW TO ORDER

Indicate the following information on order form:

- Quantity of each item.
- Model number, including options. See “How To Build a Model Number”.
- Any special service required.

Note:

- The ☐ indicates that a choice is required.
- The absence of the ☐ indicates that no choice is required.
- Alpha-numeric characters in place of ☐ indicate that no other alternatives are available.

HOW TO BUILD A MODEL NUMBER

- A**Select basic model.
- B**Select non-contrast or fabric contrast 1. Refer to [ki.com/fabrics](#)
- C**Select fabric contrast 2. Refer to [ki.com/fabrics](#)
- D**Select base finish color. Refer to the **Product Color Options** page in this price list.
- E**Select armcaps.

WAC

- Wood armcaps (pair)

SAC

- Solid surface; add \$1241

PACBL

- Black poly; add \$176

PACSA

- Sand poly; add \$176

PACWG

- Warm Grey poly; add \$176

Upcharge for four armcaps. Solid surface armcap color is always Corian™ white.

- F**Select wood finish color. Refer to the **Product Color Options** page in this price list. Wood finish selection is for wood armcaps. For Kensington Maple add upcharge.

- G**Select nylon glide color.

NGFN

- Flannel (Dark Grey)

NGNT

- Natural (Cream)

- H**Select moisture barrier.

MB

- Moisture barrier

NMB

- No moisture barrier

See pricing column for moisture barrier upcharge.

California TB133 Fire Safety Code
For California Technical Bulletin 133 compliant models, a Product Modification Request is required. Contact Customer Service for details.

KENSINGTON MAPLE UPCHARGE

Kensington Maple requires extended leadtimes.
Model
All variations of Bariatric Models:
SOMB \$58
SPMB \$58

All variations of Loveseat Models:
SOM33 \$58
SPM33 \$58

All variations of Spanner Models:
SOM3S \$116
SPM3S \$116

SPECIAL SERVICES


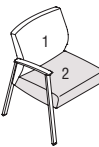
Special Carton Marking

With specially marked information N/C

Shipping
Ships **assembled, FOB High Point, NC 27263, freight prepaid.** Freight class 175

Specifications and prices are subject to change without prior notice.



		MODEL NUMBER																							
		Basic Model	Non-Contrast or Fabric Contrast 1	Fabric Contrast 2	Base Finish	Arm Cap	Wood Finish	Glide Color	Moist. Barrier	Approx. Packaged Weight	Grade C.O.M.	Grade C	Grade D	Grade E & C.O.L.	Grade F	Grade G	Grade H	Grade I	Grade J	Grade K	Grade L Leather	Grade M Leather	Moisture Barrier add to list price		
	One Seat Add-on Unit - Left Facing (Open Arm) Non-Contrast • Non-contrast C.O.M = 1.5 yd	No Connector	SOMACL/NC	□□□□		□□	□□	□□	□□	□□	45.0#	\$ 1275	\$ 1351	\$ 1373	\$ 1397	\$ 1413	\$ 1447	\$ 1479	\$ 1520	\$ 1599	\$ 1683	\$ 1761	\$ 1925	\$ 214	
		Left Chair Connector	SOMACLC/NC	□□□□		□□	□□	□□	□□	□□	45.0#	1275	1351	1373	1397	1413	1447	1479	1520	1599	1683	1761	1925	214	
SMAMC																									
	One Seat Add-on Unit - Left Facing (Open Arm) Contrast • 1 = Back (Fabric Contrast 1) C.O.M. = 1.25 yd • 2 = Seat (Fabric Contrast 2) C.O.M. = 1 yd	No Connector	SOMACL/FC	□□□□	□□□□	□□	□□	□□	□□	□□	45.0#	\$ 1334	\$ 1412	\$ 1432	\$ 1454	\$ 1473	\$ 1505	\$ 1537	\$ 1579	\$ 1659	\$ 1740	\$ 1821	\$ 1982	\$ 214	
		Left Chair Connector	SOMACLC/FC	□□□□	□□□□	□□	□□	□□	□□	□□	45.0#	1334	1412	1432	1454	1473	1505	1537	1579	1659	1740	1821	1982	214	
SMAMC																									
			A	B	C	D	E	F	G	H															

HOW TO ORDER

Indicate the following information on order form:

- Quantity of each item.
- Model number, including options. See “How To Build a Model Number”.
- Any special service required.

Note:

- The □ indicates that a choice is required.
- The absence of the □ indicates that no choice is required.
- Alpha-numeric characters in place of □ indicate that no other alternatives are available.

HOW TO BUILD A MODEL NUMBER

- A**Select basic model.
- B**Select non-contrast or fabric contrast 1. Refer to [ki.com/fabrics](#)
- C**Select fabric contrast 2. Refer to [ki.com/fabrics](#)
- D**Select base finish color. Refer to the **Product Color Options** page in this price list.
- E**Select armcaps.
- | | |
|--------------|----------------------------|
| WAC | - Wood armcaps (pair) |
| SAC | - Solid surface; add \$402 |
| PACBL | - Black poly; add \$43 |
| PACSA | - Sand poly; add \$43 |
| PACWG | - Warm Grey poly; add \$43 |
- Upcharge for one armcap.
Solid surface armcap color is always Corian™ white.

- F**Select wood finish color. Refer to the **Product Color Options** page in this price list.
Wood finish selection is for wood armcaps. For Kensington Maple add upcharge.
- G**Select nylon glide color.
- | | |
|-------------|-----------------------|
| NGFN | - Flannel (Dark Grey) |
| NGNT | - Natural (Cream) |
- H**Select moisture barrier.
- | | |
|------------|-----------------------|
| MB | - Moisture barrier |
| NMB | - No moisture barrier |
- See pricing column for moisture barrier upcharge.

California TB133 Fire Safety Code
For California Technical Bulletin 133 compliant models, a Product Modification Request is required. Contact Customer Service for details.

KENSINGTON MAPLE UPCHARGE

Kensington Maple requires extended leadtimes.
Model
All variations of One Seat Add-on Models:

SOMACL	\$30
SOMACR	\$30
SPMACL	\$30
SPMACR	\$30

SPECIAL SERVICES

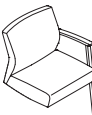
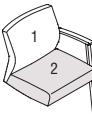
Special Carton Marking

With specially marked information N/C

Shipping
Ships **assembled, FOB High Point, NC 27263, freight prepaid.** Freight class 175

Specifications and prices are subject to change without prior notice.



			MODEL NUMBER																					
			Basic Model	Non-Contrast or Fabric Contrast 1	Fabric Contrast 2	Base Finish	Arm Cap	Wood Finish	Glide Color	Moist. Barrier	Approx. Packaged Weight	Grade C.O.M.	Grade C	Grade D	Grade E & C.O.L.	Grade F	Grade G	Grade H	Grade I	Grade J	Grade K	Grade L Leather	Grade M Leather	Moisture Barrier add to list price
MODEL	Features																							
 SMAMC	One Seat Add-on Unit - Right Facing (Open Arm) Non-Contrast • Non-contrast C.O.M = 1.5 yd	No Connector	SOMACR/NC	□□□□		□□	□□	□□	□□	□□	45.0#	\$ 1275	\$ 1351	\$ 1373	\$ 1397	\$ 1413	\$ 1447	\$ 1479	\$ 1520	\$ 1599	\$ 1683	\$ 1761	\$ 1925	\$ 214
		Right Chair Connector	SOMACRC/NC	□□□□		□□	□□	□□	□□	□□	45.0#	1275	1351	1373	1397	1413	1447	1479	1520	1599	1683	1761	1925	214
 SMAMC	One Seat Add-on Unit - Right Facing (Open Arm) Contrast • 1 = Back (Fabric Contrast 1) C.O.M. = 1.25 yd • 2 = Seat (Fabric Contrast 2) C.O.M. = 1 yd	No Connector	SOMACR/FC	□□□□	□□□□	□□	□□	□□	□□	□□	45.0#	\$ 1334	\$ 1412	\$ 1432	\$ 1454	\$ 1473	\$ 1505	\$ 1537	\$ 1579	\$ 1659	\$ 1740	\$ 1821	\$ 1982	\$ 214
		Right Chair Connector	SOMACRC/FC	□□□□	□□□□	□□	□□	□□	□□	□□	45.0#	1334	1412	1432	1454	1473	1505	1537	1579	1659	1740	1821	1982	214
			A	B	C	D	E	F	G	H														

HOW TO ORDER

Indicate the following information on order form:

- Quantity of each item.
- Model number, including options. See “How To Build a Model Number”.
- Any special service required.

Note:

- The □ indicates that a choice is required.
- The absence of the □ indicates that no choice is required.
- Alpha-numeric characters in place of □ indicate that no other alternatives are available.

HOW TO BUILD A MODEL NUMBER

- A**Select basic model.
- B**Select non-contrast or fabric contrast 1. Refer to [ki.com/fabrics](#)
- C**Select fabric contrast 2. Refer to [ki.com/fabrics](#)
- D**Select base finish color. Refer to the **Product Color Options** page in this price list.
- E**Select armcaps.
- | | |
|--------------|----------------------------|
| WAC | - Wood armcaps (pair) |
| SAC | - Solid surface; add \$402 |
| PACBL | - Black poly; add \$43 |
| PACSA | - Sand poly; add \$43 |
| PACWG | - Warm Grey poly; add \$43 |
- Upcharge for one armcap.
Solid surface armcap color is always Corian™ white.

- F**Select wood finish color. Refer to the **Product Color Options** page in this price list.
Wood finish selection is for wood armcaps. For Kensington Maple add upcharge.
- G**Select nylon glide color.
- | | |
|-------------|-----------------------|
| NGFN | - Flannel (Dark Grey) |
| NGNT | - Natural (Cream) |
- H**Select moisture barrier.
- | | |
|------------|-----------------------|
| MB | - Moisture barrier |
| NMB | - No moisture barrier |
- See pricing column for moisture barrier upcharge.

California TB133 Fire Safety Code
For California Technical Bulletin 133 compliant models, a Product Modification Request is required. Contact Customer Service for details.

KENSINGTON MAPLE UPCHARGE

Kensington Maple requires extended leadtimes.
Model
All variations of One Seat Add-on Models:

SOMACL	\$30
SOMACR	\$30
SPMACL	\$30
SPMACR	\$30

SPECIAL SERVICES


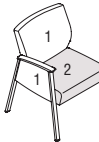
Special Carton Marking

With specially marked information N/C

Shipping
Ships **assembled, FOB High Point, NC 27263, freight prepaid.** Freight class 175

Specifications and prices are subject to change without prior notice.



			MODEL NUMBER																					
			Basic Model	Non-Contrast or Fabric Contrast 1	Fabric Contrast 2	Base Finish	Arm Cap	Wood Finish	Glide Color	Moist. Barrier														
MODEL	Features										Approx. Packaged Weight	Grade C.O.M.	Grade C	Grade D	Grade E & C.O.L.	Grade F	Grade G	Grade H	Grade I	Grade J	Grade K	Grade L Leather	Grade M Leather	Moisture Barrier add to list price
	One Seat Add-on Unit - Left Facing (Closed Arm) Non-Contrast • Non-contrast C.O.M = 2.25 yd	No Connector	SPMACL/NC	□□□□		□□	□□	□□	□□	□□	45.0#	\$ 1448	\$ 1563	\$ 1593	\$ 1630	\$ 1656	\$ 1704	\$ 1754	\$ 1812	\$ 1935	\$ 2055	\$ 2179	\$ 2424	\$ 224
		Left Chair Connector	SPMACLC/NC	□□□□		□□	□□	□□	□□	□□	45.0#	1448	1563	1593	1630	1656	1704	1754	1812	1935	2055	2179	2424	224
SMAMC																								
	One Seat Add-on Unit - Left Facing (Closed Arm) Contrast • 1 = Back and arms (Fabric Contrast 1) C.O.M. = 1.75 yd • 2 = Seat (Fabric Contrast 2) C.O.M. = 1 yd	No Connector	SPMACL/FC	□□□□	□□□□	□□	□□	□□	□□	□□	45.0#	\$ 1506	\$ 1623	\$ 1654	\$ 1688	\$ 1714	\$ 1761	\$ 1811	\$ 1872	\$ 1996	\$ 2116	\$ 2236	\$ 2481	\$ 224
		Left Chair Connector	SPMACLC/FC	□□□□	□□□□	□□	□□	□□	□□	□□	45.0#	1506	1623	1654	1688	1714	1761	1811	1872	1996	2116	2236	2481	224
SMAMC																								
			A	B	C	D	E	F	G	H														

HOW TO ORDER

Indicate the following information on order form:

- Quantity of each item.
- Model number, including options. See “How To Build a Model Number”.
- Any special service required.

Note:

- The □ indicates that a choice is required.
- The absence of the □ indicates that no choice is required.
- Alpha-numeric characters in place of □ indicate that no other alternatives are available.

HOW TO BUILD A MODEL NUMBER

- A**Select basic model.
- B**Select non-contrast or fabric contrast 1. Refer to [ki.com/fabrics](#)
- C**Select fabric contrast 2. Refer to [ki.com/fabrics](#)
- D**Select base finish color. Refer to the **Product Color Options** page in this price list.
- E**Select armcaps.
- | | |
|--------------|----------------------------|
| WAC | - Wood armcaps (pair) |
| SAC | - Solid surface; add \$402 |
| PACBL | - Black poly; add \$43 |
| PACSA | - Sand poly; add \$43 |
| PACWG | - Warm Grey poly; add \$43 |
- Upcharge for one armcap.
Solid surface armcap color is always Corian™ white.

- F**Select wood finish color. Refer to the **Product Color Options** page in this price list.
Wood finish selection is for wood armcaps. For Kensington Maple add upcharge.
- G**Select nylon glide color.
- | | |
|-------------|-----------------------|
| NGFN | - Flannel (Dark Grey) |
| NGNT | - Natural (Cream) |
- H**Select moisture barrier.
- | | |
|------------|-----------------------|
| MB | - Moisture barrier |
| NMB | - No moisture barrier |
- See pricing column for moisture barrier upcharge.

California TB133 Fire Safety Code
For California Technical Bulletin 133 compliant models, a Product Modification Request is required. Contact Customer Service for details.

KENSINGTON MAPLE UPCHARGE

Kensington Maple requires extended leadtimes.
Model
All variations of One Seat Add-on Models:

SOMACL	\$30
SOMACR	\$30
SPMACL	\$30
SPMACR	\$30

SPECIAL SERVICES

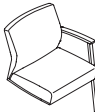
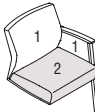
Special Carton Marking

With specially marked information N/C

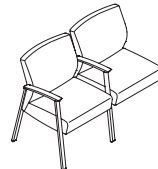

Shipping
Ships **assembled, FOB High Point, NC 27263, freight prepaid.** Freight class 175

Specifications and prices are subject to change without prior notice.



			MODEL NUMBER																						
			Basic Model	Non-Contrast or Fabric Contrast 1	Fabric Contrast 2	Base Finish	Arm Cap	Wood Finish	Glide Color	Moist. Barrier															
MODEL	Features										Approx. Packaged Weight	Grade C.O.M.	Grade C	Grade D	Grade E & C.O.L.	Grade F	Grade G	Grade H	Grade I	Grade J	Grade K	Grade L Leather	Grade M Leather	Moisture Barrier add to list price	
	One Seat Add-on Unit - Right Facing (Closed Arm) Non-Contrast • Non-contrast C.O.M = 2.25 yd	No Connector	SPMACR/NC	□□□□		□□	□□	□□	□□	□□	45.0#	\$ 1448	\$ 1563	\$ 1593	\$ 1630	\$ 1656	\$ 1704	\$ 1754	\$ 1812	\$ 1935	\$ 2055	\$ 2179	\$ 2424	\$ 224	
		Right Chair Connector	SPMACRC/NC	□□□□		□□	□□	□□	□□	□□	□□	45.0#	1448	1563	1593	1630	1656	1704	1754	1812	1935	2055	2179	2424	224
SMAMC																									
	One Seat Add-on Unit - Right Facing (Closed Arm) Contrast • 1 = Back and arms (Fabric Contrast 1) C.O.M. = 1.75 yd • 2 = Seat (Fabric Contrast 2) C.O.M. = 1 yd	No Connector	SPMACR/FC	□□□□	□□□□	□□	□□	□□	□□	□□	45.0#	\$ 1506	\$ 1623	\$ 1654	\$ 1688	\$ 1714	\$ 1761	\$ 1811	\$ 1872	\$ 1996	\$ 2116	\$ 2236	\$ 2481	\$ 224	
		Right Chair Connector	SPMACRC/FC	□□□□	□□□□	□□	□□	□□	□□	□□	□□	45.0#	1506	1623	1654	1688	1714	1761	1811	1872	1996	2116	2236	2481	224
SMAMC																									



		MODEL NUMBER																							
		Basic Model	Non-Contrast or Fabric Contrast 1	Fabric Contrast 2	Base Finish	Arm Cap	Wood Finish	Glide Color	Moist. Barrier																Moisture Barrier add to list price
MODEL	Features										Approx. Packaged Weight	Grade C.O.M.	Grade C	Grade D	Grade E & C.O.L.	Grade F	Grade G	Grade H	Grade I	Grade J	Grade K	Grade L Leather	Grade M Leather		
	Two Seat Add-on Unit - Left Facing (Open Arm) Non-Contrast • Non-contrast C.O.M = 3 yd	No Connector	SOMACCL/NC	□□□□		□□	□□	□□	□□	□□	90.0#	\$ 2319	\$ 2472	\$ 2512	\$ 2562	\$ 2592	\$ 2659	\$ 2722	\$ 2804	\$ 2968	\$ 3130	\$ 3292	\$ 3616	\$ 237	
		Left Chair Connector	SOMACCLC/NC	□□□□		□□	□□	□□	□□	□□	90.0#	2319	2472	2512	2562	2592	2659	2722	2804	2968	3130	3292	3616	237	
SMAMC																									
	Two Seat Add-on Unit - Left Facing (Open Arm) Contrast • 1 = Back (Fabric Contrast 1) C.O.M. = 2 yd • 2 = Seat (Fabric Contrast 2) C.O.M. = 2 yd	No Connector	SOMACCL/FC	□□□□	□□□□	□□	□□	□□	□□	□□	90.0#	\$ 2423	\$ 2576	\$ 2616	\$ 2663	\$ 2696	\$ 2761	\$ 2826	\$ 2906	\$ 3070	\$ 3232	\$ 3394	\$ 3718	\$ 237	
		Left Chair Connector	SOMACCLC/FC	□□□□	□□□□	□□	□□	□□	□□	□□	90.0#	2423	2576	2616	2663	2696	2761	2826	2906	3070	3232	3394	3718	237	
SMAMC																									
			A	B	C	D	E	F	G	H															

HOW TO ORDER

Indicate the following information on order form:

- Quantity of each item.
- Model number, including options. See “How To Build a Model Number”.
- Any special service required.

Note:

- The □ indicates that a choice is required.
- The absence of the □ indicates that no choice is required.
- Alpha-numeric characters in place of □ indicate that no other alternatives are available.

HOW TO BUILD A MODEL NUMBER

- A**Select basic model.
- B**Select non-contrast or fabric contrast 1. Refer to [ki.com/fabrics](#)
- C**Select fabric contrast 2. Refer to [ki.com/fabrics](#)
- D**Select base finish color. Refer to the **Product Color Options** page in this price list.
- E**Select armcaps.
- | | |
|--------------|----------------------------|
| WAC | - Wood armcaps (pair) |
| SAC | - Solid surface; add \$659 |
| PACBL | - Black poly; add \$87 |
| PACSA | - Sand poly; add \$87 |
| PACWG | - Warm Grey poly; add \$87 |
- Upcharge for two armcaps.
Solid surface armcap color is always Corian™ white.

- F**Select wood finish color. Refer to the **Product Color Options** page in this price list.
Wood finish selection is for wood armcaps. For Kensington Maple add upcharge.
- G**Select nylon glide color.
- | | |
|-------------|-----------------------|
| NGFN | - Flannel (Dark Grey) |
| NGNT | - Natural (Cream) |
- H**Select moisture barrier.
- | | |
|------------|-----------------------|
| MB | - Moisture barrier |
| NMB | - No moisture barrier |
- See pricing column for moisture barrier upcharge.

California TB133 Fire Safety Code
For California Technical Bulletin 133 compliant models, a Product Modification Request is required. Contact Customer Service for details.

KENSINGTON MAPLE UPCHARGE

Kensington Maple requires extended leadtimes.
Model
All variations of Two Seat Add-on Models:

SOMACCL	\$58
SOMACCR	\$58
SPMACCL	\$58
SPMACCR	\$58

SPECIAL SERVICES


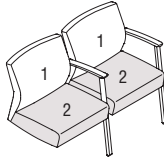
Special Carton Marking

With specially marked information N/C

Shipping
Ships **assembled, FOB High Point, NC 27263, freight prepaid.** Freight class 175

Specifications and prices are subject to change without prior notice.



		MODEL NUMBER																					
		Basic Model	Non-Contrast or Fabric Contrast 1	Fabric Contrast 2	Base Finish	Arm Cap	Wood Finish	Glide Color	Moist. Barrier	Approx. Packaged Weight	Grade C.O.M.	Grade C	Grade D	Grade E & C.O.L.	Grade F	Grade G	Grade H	Grade I	Grade J	Grade K	Grade L Leather	Grade M Leather	Moisture Barrier add to list price
 SMAMC Two Seat Add-on Unit - Right Facing (Open Arm) Non-Contrast • Non-contrast C.O.M = 3 yd	No Connector	SOMACCR/NC	□□□□		□□	□□	□□	□□	□□	90.0#	\$ 2319	\$ 2472	\$ 2512	\$ 2562	\$ 2592	\$ 2659	\$ 2722	\$ 2804	\$ 2968	\$ 3130	\$ 3292	\$ 3616	\$ 237
	Right Chair Connector	SOMACCRC/NC	□□□□		□□	□□	□□	□□	□□	90.0#	2319	2472	2512	2562	2592	2659	2722	2804	2968	3130	3292	3616	237
 SMAMC Two Seat Add-on Unit - Right Facing (Open Arm) Contrast • 1 = Back (Fabric Contrast 1) C.O.M. = 2 yd • 2 = Seat (Fabric Contrast 2) C.O.M. = 2 yd	No Connector	SOMACCR/FC	□□□□	□□□□	□□	□□	□□	□□	□□	90.0#	\$ 2423	\$ 2576	\$ 2616	\$ 2663	\$ 2696	\$ 2761	\$ 2826	\$ 2906	\$ 3070	\$ 3232	\$ 3394	\$ 3718	\$ 237
	Right Chair Connector	SOMACCRC/FC	□□□□	□□□□	□□	□□	□□	□□	□□	90.0#	2423	2576	2616	2663	2696	2761	2826	2906	3070	3232	3394	3718	237
		A	B	C	D	E	F	G	H														

HOW TO ORDER

Indicate the following information on order form:

- Quantity of each item.
- Model number, including options. See “How To Build a Model Number”.
- Any special service required.

Note:

- The □ indicates that a choice is required.
- The absence of the □ indicates that no choice is required.
- Alpha-numeric characters in place of □ indicate that no other alternatives are available.

HOW TO BUILD A MODEL NUMBER

- A**Select basic model.
- B**Select non-contrast or fabric contrast 1. Refer to [ki.com/fabrics](#)
- C**Select fabric contrast 2. Refer to [ki.com/fabrics](#)
- D**Select base finish color. Refer to the **Product Color Options** page in this price list.
- E**Select armcaps.
- | | |
|--------------|----------------------------|
| WAC | - Wood armcaps (pair) |
| SAC | - Solid surface; add \$659 |
| PACBL | - Black poly; add \$87 |
| PACSA | - Sand poly; add \$87 |
| PACWG | - Warm Grey poly; add \$87 |
- Upcharge for two armcaps.
Solid surface armcap color is always Corian™ white.

- F**Select wood finish color.

Refer to the **Product Color Options** page in this price list.
Wood finish selection is for wood armcaps.
For Kensington Maple add upcharge.

- G**Select nylon glide color.
- | | |
|-------------|-----------------------|
| NGFN | - Flannel (Dark Grey) |
| NGNT | - Natural (Cream) |
- H**Select moisture barrier.
- | | |
|------------|-----------------------|
| MB | - Moisture barrier |
| NMB | - No moisture barrier |
- See pricing column for moisture barrier upcharge.

California TB133 Fire Safety Code
For California Technical Bulletin 133 compliant models, a Product Modification Request is required. Contact Customer Service for details.

KENSINGTON MAPLE UPCHARGE

Kensington Maple requires extended leadtimes.
Model
All variations of Two Seat Add-on Models:

SOMACCL	\$58
SOMACCR	\$58
SPMACCL	\$58
SPMACCR	\$58

SPECIAL SERVICES


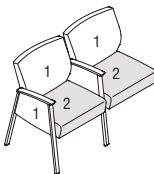
Special Carton Marking

With specially marked information N/C

Shipping
Ships **assembled, FOB High Point, NC 27263, freight prepaid.** Freight class 175

Specifications and prices are subject to change without prior notice.



		MODEL NUMBER																						
		Basic Model	Non-Contrast or Fabric Contrast 1	Fabric Contrast 2	Base Finish	Arm Cap	Wood Finish	Glide Color	Moist. Barrier															
MODEL	Features										Approx. Packaged Weight	Grade C.O.M.	Grade C	Grade D	Grade E & C.O.L.	Grade F	Grade G	Grade H	Grade I	Grade J	Grade K	Grade L Leather	Grade M Leather	Moisture Barrier add to list price
 SMAMC	Two Seat Add-on Unit - Left Facing (Closed Arm) Non-Contrast • Non-contrast C.O.M = 4.25 yd	No Connector	SPMACCL/NC	□□□□		□□	□□	□□	□□	□□	95.0#	\$ 2563	\$ 2765	\$ 2821	\$ 2888	\$ 2929	\$ 3016	\$ 3104	\$ 3211	\$ 3428	\$ 3643	\$ 3858	\$ 4295	\$ 254
		Left Chair Connector	SPMACCLC/NC	□□□□		□□	□□	□□	□□	□□	95.0#	2563	2765	2821	2888	2929	3016	3104	3211	3428	3643	3858	4295	254
 SMAMC	Two Seat Add-on Unit - Left Facing (Closed Arm) Contrast • 1 = Back and arms (Fabric Contrast 1) C.O.M. = 3.25 yd • 2 = Seat (Fabric Contrast 2) C.O.M. = 1.5 yd	No Connector	SPMACCL/FC	□□□□	□□□□	□□	□□	□□	□□	□□	95.0#	\$ 2665	\$ 2869	\$ 2925	\$ 2989	\$ 3032	\$ 3119	\$ 3207	\$ 3314	\$ 3530	\$ 3747	\$ 3962	\$ 4397	\$ 254
		Left Chair Connector	SPMACCLC/FC	□□□□	□□□□	□□	□□	□□	□□	□□	95.0#	2665	2869	2925	2989	3032	3119	3207	3314	3530	3747	3962	4397	254
			A	B	C	D	E	F	G	H														

HOW TO ORDER

Indicate the following information on order form:

- Quantity of each item.
- Model number, including options. See “How To Build a Model Number”.
- Any special service required.

Note:

- The □ indicates that a choice is required.
- The absence of the □ indicates that no choice is required.
- Alpha-numeric characters in place of □ indicate that no other alternatives are available.

HOW TO BUILD A MODEL NUMBER

- A**Select basic model.
- B**Select non-contrast or fabric contrast 1. Refer to [ki.com/fabrics](#)
- C**Select fabric contrast 2. Refer to [ki.com/fabrics](#)
- D**Select base finish color. Refer to the **Product Color Options** page in this price list.
- E**Select armcaps.
- | | |
|--------------|----------------------------|
| WAC | - Wood armcaps (pair) |
| SAC | - Solid surface; add \$659 |
| PACBL | - Black poly; add \$87 |
| PACSA | - Sand poly; add \$87 |
| PACWG | - Warm Grey poly; add \$87 |
- Upcharge for two armcaps.
Solid surface armcap color is always Corian™ white.

- F**Select wood finish color. Refer to the **Product Color Options** page in this price list.
Wood finish selection is for wood armcaps. For Kensington Maple add upcharge.
- G**Select nylon glide color.
- | | |
|-------------|-----------------------|
| NGFN | - Flannel (Dark Grey) |
| NGNT | - Natural (Cream) |
- H**Select moisture barrier.
- | | |
|------------|-----------------------|
| MB | - Moisture barrier |
| NMB | - No moisture barrier |
- See pricing column for moisture barrier upcharge.

California TB133 Fire Safety Code
For California Technical Bulletin 133 compliant models, a Product Modification Request is required. Contact Customer Service for details.

KENSINGTON MAPLE UPCHARGE

Kensington Maple requires extended leadtimes.
Model
All variations of Two Seat Add-on Models:

SOMACCL	\$58
SOMACCR	\$58
SPMACCL	\$58
SPMACCR	\$58

SPECIAL SERVICES

Special Carton Marking

With specially marked information N/C

Shipping
Ships **assembled, FOB High Point, NC 27263, freight prepaid.** Freight class 175

Specifications and prices are subject to change without prior notice.



			MODEL NUMBER																						
			Basic Model	Non-Contrast or Fabric Contrast 1	Fabric Contrast 2	Base Finish	Arm Cap	Wood Finish	Glide Color	Moist. Barrier															
MODEL	Features										Approx. Packaged Weight	Grade C.O.M.	Grade C	Grade D	Grade E & C.O.L.	Grade F	Grade G	Grade H	Grade I	Grade J	Grade K	Grade L Leather	Grade M Leather	Moisture Barrier add to list price	
	Two Seat Add-on Unit - Right Facing (Closed Arm) Non-Contrast • Non-contrast C.O.M = 4.25 yd	No Connecetor	SPMACCR/NC	□□□□		□□	□□	□□	□□	□□	95.0#	\$ 2563	\$ 2765	\$ 2821	\$ 2888	\$ 2929	\$ 3016	\$ 3104	\$ 3211	\$ 3428	\$ 3643	\$ 3858	\$ 4295	\$ 254	
		Right Chair Connector	SPMACCRC/NC	□□□□		□□	□□	□□	□□	□□	95.0#	2563	2765	2821	2888	2929	3016	3104	3211	3428	3643	3858	4295	254	
SMAMC																									
	Two Seat Add-on Unit - Right Facing (Closed Arm) Contrast • 1 = Back and arms (Fabric Contrast 1) C.O.M. = 3.25 yd • 2 = Seat (Fabric Contrast 2) C.O.M. = 1.5 yd	No Connector	SPMACCR/FC	□□□□	□□□□	□□	□□	□□	□□	□□	95.0#	\$ 2665	\$ 2869	\$ 2925	\$ 2989	\$ 3032	\$ 3119	\$ 3207	\$ 3314	\$ 3530	\$ 3747	\$ 3962	\$ 4397	\$ 254	
		Right Chair Connector	SPMACCRC/FC	□□□□	□□□□	□□	□□	□□	□□	□□	95.0#	2665	2869	2925	2989	3032	3119	3207	3314	3530	3747	3962	4397	254	
SMAMC																									
			A	B	C	D	E	F	G	H															

HOW TO ORDER

Indicate the following information on order form:

- Quantity of each item.
- Model number, including options. See “How To Build a Model Number”.
- Any special service required.

Note:

- The □ indicates that a choice is required.
- The absence of the □ indicates that no choice is required.
- Alpha-numeric characters in place of □ indicate that no other alternatives are available.

HOW TO BUILD A MODEL NUMBER

- A**Select basic model.
- B**Select non-contrast or fabric contrast 1. Refer to [ki.com/fabrics](https://www.ki.com/fabrics)
- C**Select fabric contrast 2. Refer to [ki.com/fabrics](https://www.ki.com/fabrics)
- D**Select base finish color. Refer to the **Product Color Options** page in this price list.
- E**Select armcaps.
- | | |
|--------------|----------------------------|
| WAC | - Wood armcaps (pair) |
| SAC | - Solid surface; add \$659 |
| PACBL | - Black poly; add \$87 |
| PACSA | - Sand poly; add \$87 |
| PACWG | - Warm Grey poly; add \$87 |
- Upcharge for two armcaps.
Solid surface armcap color is always Corian™ white.

- F**Select wood finish color. Refer to the **Product Color Options** page in this price list.
Wood finish selection is for wood armcaps. For Kensington Maple add upcharge.
- G**Select nylon glide color.
- | | |
|-------------|-----------------------|
| NGFN | - Flannel (Dark Grey) |
| NGNT | - Natural (Cream) |
- H**Select moisture barrier.
- | | |
|------------|-----------------------|
| MB | - Moisture barrier |
| NMB | - No moisture barrier |
- See pricing column for moisture barrier upcharge.

California TB133 Fire Safety Code
For California Technical Bulletin 133 compliant models, a Product Modification Request is required. Contact Customer Service for details.

KENSINGTON MAPLE UPCHARGE

Kensington Maple requires extended leadtimes.
Model
All variations of Two Seat Add-on Models:

SOMACCL	\$58
SOMACCR	\$58
SPMACCL	\$58
SPMACCR	\$58

SPECIAL SERVICES

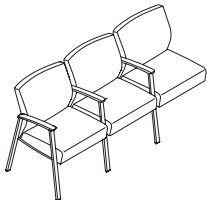
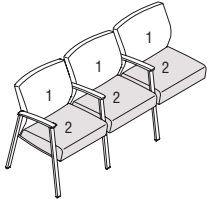
Special Carton Marking

With specially marked information N/C

Shipping
Ships **assembled, FOB High Point, NC 27263, freight prepaid.** Freight class 175

Specifications and prices are subject to change without prior notice.



			MODEL NUMBER																					
			Basic Model	Non-Contrast or Fabric Contrast 1	Fabric Contrast 2	Base Finish	Arm Cap	Wood Finish	Glide Color	Moist. Barrier	Approx. Packaged Weight	Grade C.O.M.	Grade C	Grade D	Grade E & C.O.L.	Grade F	Grade G	Grade H	Grade I	Grade J	Grade K	Grade L Leather	Grade M Leather	Moisture Barrier add to list price
	Three Seat Add-on Unit - Left Facing (Open Arm) Non-Contrast • Non-contrast C.O.M = 4.5 yd	No Connector	SOMACCCL/NC	<input type="checkbox"/> <input type="checkbox"/> <input type="checkbox"/> <input type="checkbox"/>		<input type="checkbox"/> <input type="checkbox"/>	<input type="checkbox"/> <input type="checkbox"/>	<input type="checkbox"/> <input type="checkbox"/>	<input type="checkbox"/> <input type="checkbox"/>	<input type="checkbox"/> <input type="checkbox"/>	120.0#	\$ 3337	\$ 3567	\$ 3628	\$ 3701	\$ 3750	\$ 3847	\$ 3946	\$ 4065	\$ 4310	\$ 4555	\$ 4796	\$ 5286	\$ 261
		Left Chair Connector	SOMACCCLC/NC	<input type="checkbox"/> <input type="checkbox"/> <input type="checkbox"/> <input type="checkbox"/>		<input type="checkbox"/> <input type="checkbox"/>	<input type="checkbox"/> <input type="checkbox"/>	<input type="checkbox"/> <input type="checkbox"/>	<input type="checkbox"/> <input type="checkbox"/>	<input type="checkbox"/> <input type="checkbox"/>	120.0#	3337	3567	3628	3701	3750	3847	3946	4065	4310	4555	4796	5286	261
SMAMC																								
	Three Seat Add-on Unit - Left Facing (Open Arm) Contrast • 1 = Back (Fabric Contrast 1) C.O.M. = 3 yd • 2 = Seat (Fabric Contrast 2) C.O.M. = 2.25 yd	No Connector	SOMACCCL/FC	<input type="checkbox"/> <input type="checkbox"/> <input type="checkbox"/> <input type="checkbox"/>	<input type="checkbox"/> <input type="checkbox"/> <input type="checkbox"/> <input type="checkbox"/>	<input type="checkbox"/> <input type="checkbox"/>	<input type="checkbox"/> <input type="checkbox"/>	<input type="checkbox"/> <input type="checkbox"/>	<input type="checkbox"/> <input type="checkbox"/>	<input type="checkbox"/> <input type="checkbox"/>	120.0#	\$ 3481	\$ 3714	\$ 3773	\$ 3847	\$ 3896	\$ 3994	\$ 4089	\$ 4212	\$ 4456	\$ 4700	\$ 4942	\$ 5430	\$ 261
		Left Chair Connector	SOMACCCLC/FC	<input type="checkbox"/> <input type="checkbox"/> <input type="checkbox"/> <input type="checkbox"/>	<input type="checkbox"/> <input type="checkbox"/> <input type="checkbox"/> <input type="checkbox"/>	<input type="checkbox"/> <input type="checkbox"/>	<input type="checkbox"/> <input type="checkbox"/>	<input type="checkbox"/> <input type="checkbox"/>	<input type="checkbox"/> <input type="checkbox"/>	<input type="checkbox"/> <input type="checkbox"/>	120.0#	3481	3714	3773	3847	3896	3994	4089	4212	4456	4700	4942	5430	261
SMAMC																								
				A	B	C	D	E	F	G	H													

HOW TO ORDER

Indicate the following information on order form:

- Quantity of each item.
- Model number, including options. See “How To Build a Model Number”.
- Any special service required.

Note:

- The ☐ indicates that a choice is required.
- The absence of the ☐ indicates that no choice is required.
- Alpha-numeric characters in place of ☐ indicate that no other alternatives are available.

HOW TO BUILD A MODEL NUMBER

- A**Select basic model.
- B**Select non-contrast or fabric contrast 1. Refer to [ki.com/fabrics](#)
- C**Select fabric contrast 2. Refer to [ki.com/fabrics](#)
- D**Select base finish color. Refer to the **Product Color Options** page in this price list.
- E**Select armcaps.

WAC

- Wood armcaps (pair)

SAC

- Solid surface; add \$950

PACBL

- Black poly; add \$131

PACSA

- Sand poly; add \$131

PACWG

- Warm Grey poly; add \$131

Upcharge for three armcaps. Solid surface armcap color is always Corian™ white.

- F**Select wood finish color. Refer to the **Product Color Options** page in this price list. Wood finish selection is for wood armcaps. For Kensington Maple add upcharge.
- G**Select nylon glide color.

NGFN

- Flannel (Dark Grey)

NGNT

- Natural (Cream)
- H**Select moisture barrier.

MB

- Moisture barrier

NMB

- No moisture barrier

See pricing column for moisture barrier upcharge.

California TB133 Fire Safety Code
For California Technical Bulletin 133 compliant models, a Product Modification Request is required. Contact Customer Service for details.

KENSINGTON MAPLE UPCHARGE

Kensington Maple requires extended leadtimes. Model
All variations of Three Seat Add-on Models:
SOMACCCL \$87
SOMACCCR \$87
SPMACCCL \$87
SPMACCCR \$87

SPECIAL SERVICES


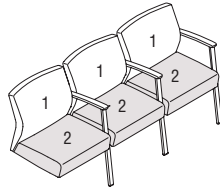
Special Carton Marking

With specially marked information N/C

Shipping
Ships **assembled, FOB High Point, NC 27263, freight prepaid.** Freight class 175

Specifications and prices are subject to change without prior notice.



		MODEL NUMBER																						
		Basic Model	Non-Contrast or Fabric Contrast 1	Fabric Contrast 2	Base Finish	Arm Cap	Wood Finish	Glide Color	Moist. Barrier															
Features										Approx. Packaged Weight	Grade C.O.M.	Grade C	Grade D	Grade E & C.O.L.	Grade F	Grade G	Grade H	Grade I	Grade J	Grade K	Grade L Leather	Grade M Leather	Moisture Barrier add to list price	
 SMAMC Three Seat Add-on Unit - Right Facing (Open Arm) Non-Contrast • Non-contrast C.O.M = 4.5 yd	No Connector	SOMACCCR/NC	□□□□		□□	□□	□□	□□	□□	120.0#	\$ 3337	\$ 3567	\$ 3628	\$ 3701	\$ 3750	\$ 3847	\$ 3946	\$ 4065	\$ 4310	\$ 4555	\$ 4796	\$ 5286	\$ 261	
	Right Chair Connector	SOMACCCRC/NC	□□□□		□□	□□	□□	□□	□□	120.0#	3337	3567	3628	3701	3750	3847	3946	4065	4310	4555	4796	5286	261	
 SMAMC Three Seat Add-on Unit - Right Facing (Open Arm) Contrast • 1 = Back (Fabric Contrast 1) C.O.M. = 3 yd • 2 = Seat (Fabric Contrast 2) C.O.M. = 2.25 yd	No Connector	SOMACCCR/FC	□□□□	□□□□	□□	□□	□□	□□	□□	120.0#	\$ 3481	\$ 3714	\$ 3773	\$ 3847	\$ 3896	\$ 3994	\$ 4089	\$ 4212	\$ 4456	\$ 4700	\$ 4942	\$ 5430	\$ 261	
	Right Chair Connector	SOMACCCRC/FC	□□□□	□□□□	□□	□□	□□	□□	□□	120.0#	3481	3714	3773	3847	3896	3994	4089	4212	4456	4700	4942	5430	261	
			A	B	C	D	E	F	G	H														

HOW TO ORDER

Indicate the following information on order form:

- Quantity of each item.
- Model number, including options. See “How To Build a Model Number”.
- Any special service required.

Note:

- The □ indicates that a choice is required.
- The absence of the □ indicates that no choice is required.
- Alpha-numeric characters in place of □ indicate that no other alternatives are available.

HOW TO BUILD A MODEL NUMBER

- A**Select basic model.
- B**Select non-contrast or fabric contrast 1. Refer to [ki.com/fabrics](https://www.ki.com/fabrics)
- C**Select fabric contrast 2. Refer to [ki.com/fabrics](https://www.ki.com/fabrics)
- D**Select base finish color. Refer to the **Product Color Options** page in this price list.
- E**Select armcaps.
- | | |
|--------------|-----------------------------|
| WAC | - Wood armcaps (pair) |
| SAC | - Solid surface; add \$950 |
| PACBL | - Black poly; add \$131 |
| PACSA | - Sand poly; add \$131 |
| PACWG | - Warm Grey poly; add \$131 |
- Upcharge for three armcaps.
Solid surface armcap color is always Corian™ white.

- F**Select wood finish color. Refer to the **Product Color Options** page in this price list.
Wood finish selection is for wood armcaps. For Kensington Maple add upcharge.
- G**Select nylon glide color.
- | | |
|-------------|-----------------------|
| NGFN | - Flannel (Dark Grey) |
| NGNT | - Natural (Cream) |
- H**Select moisture barrier.
- | | |
|------------|-----------------------|
| MB | - Moisture barrier |
| NMB | - No moisture barrier |
- See pricing column for moisture barrier upcharge.

California TB133 Fire Safety Code
For California Technical Bulletin 133 compliant models, a Product Modification Request is required. Contact Customer Service for details.

KENSINGTON MAPLE UPCHARGE

Kensington Maple requires extended leadtimes.
Model
All variations of Three Seat Add-on Models:

SOMACCCL	\$87
SOMACCCR	\$87
SPMACCCL	\$87
SPMACCCR	\$87

SPECIAL SERVICES


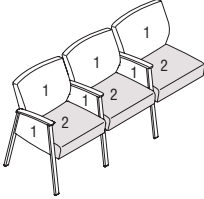
Special Carton Marking

With specially marked information N/C

Shipping
Ships **assembled, FOB High Point, NC 27263, freight prepaid.** Freight class 175

Specifications and prices are subject to change without prior notice.



			MODEL NUMBER																					
MODEL	Features	Basic Model	Non-Contrast or Fabric Contrast 1	Fabric Contrast 2	Base Finish	Arm Cap	Wood Finish	Glide Color	Moist. Barrier		Approx. Packaged Weight	Grade C.O.M.	Grade C	Grade D	Grade E & C.O.L.	Grade F	Grade G	Grade H	Grade I	Grade J	Grade K	Grade L Leather	Grade M Leather	Moisture Barrier add to list price
	Three Seat Add-on Unit-Left Facing (Closed Arm) Non-Contrast • Non-contrast C.O.M = 6.25 yd	No Connector	SPMACCCL/NC	<input type="checkbox"/> <input type="checkbox"/> <input type="checkbox"/> <input type="checkbox"/>		<input type="checkbox"/> <input type="checkbox"/>	<input type="checkbox"/> <input type="checkbox"/>	<input type="checkbox"/> <input type="checkbox"/>	<input type="checkbox"/> <input type="checkbox"/>		125.0#	\$ 3683	\$ 3979	\$ 4057	\$ 4152	\$ 4213	\$ 4339	\$ 4462	\$ 4617	\$ 4928	\$ 5240	\$ 5551	\$ 6173	\$ 280
		Left Chair Connector	SPMACCCLC/NC	<input type="checkbox"/> <input type="checkbox"/> <input type="checkbox"/> <input type="checkbox"/>		<input type="checkbox"/> <input type="checkbox"/>	<input type="checkbox"/> <input type="checkbox"/>	<input type="checkbox"/> <input type="checkbox"/>	<input type="checkbox"/> <input type="checkbox"/>		125.0#	3683	3979	4057	4152	4213	4339	4462	4617	4928	5240	5551	6173	280
SMAMC																								
	Three Seat Add-on Unit-Left Facing (Closed Arm) Contrast • 1 = Back and arms (Fabric Contrast 1) C.O.M. = 4.75 yd • 2 = Seat (Fabric Contrast 2) C.O.M. = 2.25 yd	No Connector	SPMACCCL/FC	<input type="checkbox"/> <input type="checkbox"/> <input type="checkbox"/> <input type="checkbox"/>	<input type="checkbox"/> <input type="checkbox"/> <input type="checkbox"/> <input type="checkbox"/>	<input type="checkbox"/> <input type="checkbox"/>	<input type="checkbox"/> <input type="checkbox"/>	<input type="checkbox"/> <input type="checkbox"/>	<input type="checkbox"/> <input type="checkbox"/>		125.0#	\$ 3832	\$ 4127	\$ 4205	\$ 4297	\$ 4359	\$ 4482	\$ 4608	\$ 4763	\$ 5075	\$ 5385	\$ 5694	\$ 6319	\$ 280
		Left Chair Connector	SPMACCCLC/FC	<input type="checkbox"/> <input type="checkbox"/> <input type="checkbox"/> <input type="checkbox"/>	<input type="checkbox"/> <input type="checkbox"/> <input type="checkbox"/> <input type="checkbox"/>	<input type="checkbox"/> <input type="checkbox"/>	<input type="checkbox"/> <input type="checkbox"/>	<input type="checkbox"/> <input type="checkbox"/>	<input type="checkbox"/> <input type="checkbox"/>		125.0#	3832	4127	4205	4297	4359	4482	4608	4763	5075	5385	5694	6319	280
SMAMC																								
			A	B	C	D	E	F	G	H														

HOW TO ORDER

Indicate the following information on order form:

- Quantity of each item.
- Model number, including options. See “How To Build a Model Number”.
- Any special service required.

Note:

- The ☐ indicates that a choice is required.
- The absence of the ☐ indicates that no choice is required.
- Alpha-numeric characters in place of ☐ indicate that no other alternatives are available.

HOW TO BUILD A MODEL NUMBER

- A**Select basic model.
- B**Select non-contrast or fabric contrast 1. Refer to [ki.com/fabrics](#)
- C**Select fabric contrast 2. Refer to [ki.com/fabrics](#)
- D**Select base finish color. Refer to the **Product Color Options** page in this price list.
- E**Select armcaps.

WAC

- Wood armcaps (pair)

SAC

- Solid surface; add \$950

PACBL

- Black poly; add \$131

PACSA

- Sand poly; add \$131

PACWG

- Warm Grey poly; add \$131

Upcharge for three armcaps. Solid surface armcap color is always Corian™ white.

- F**Select wood finish color. Refer to the **Product Color Options** page in this price list. Wood finish selection is for wood armcaps. For Kensington Maple add upcharge.
- G**Select nylon glide color.

NGFN

- Flannel (Dark Grey)

NGNT

- Natural (Cream)
- H**Select moisture barrier.

MB

- Moisture barrier

NMB

- No moisture barrier

See pricing column for moisture barrier upcharge.

California TB133 Fire Safety Code
For California Technical Bulletin 133 compliant models, a Product Modification Request is required. Contact Customer Service for details.

KENSINGTON MAPLE UPCHARGE

Kensington Maple requires extended leadtimes. Model
All variations of Three Seat Add-on Models:

SOMACCCL	\$87
SOMACCCR	\$87
SPMACCCL	\$87
SPMACCCR	\$87

SPECIAL SERVICES

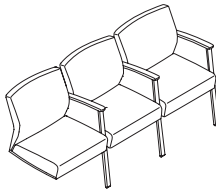
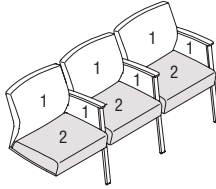
Special Carton Marking

With specially marked information N/C

Shipping
Ships **assembled, FOB High Point, NC 27263, freight prepaid.** Freight class 175

Specifications and prices are subject to change without prior notice.



		MODEL NUMBER																					
		Basic Model	Non-Contrast or Fabric Contrast 1	Fabric Contrast 2	Base Finish	Arm Cap	Wood Finish	Glide Color	Moist. Barrier														
Features										Approx. Packaged Weight	Grade C.O.M.	Grade C	Grade D	Grade E & C.O.L.	Grade F	Grade G	Grade H	Grade I	Grade J	Grade K	Grade L Leather	Grade M Leather	Moisture Barrier add to list price
	No Connector	SPMACCCR/NC	□□□□		□□	□□	□□	□□	□□	125.0#	\$ 3683	\$ 3979	\$ 4057	\$ 4152	\$ 4213	\$ 4339	\$ 4462	\$ 4617	\$ 4928	\$ 5240	\$ 5551	\$ 6173	\$ 280
	Right Chair Connector	SPMACCCRC/NC	□□□□		□□	□□	□□	□□	□□	125.0#	3683	3979	4057	4152	4213	4339	4462	4617	4928	5240	5551	6173	280
SMAMC																							
Three Seat Add-on Unit-Right Facing (Closed Arm) Non-Contrast																							
• Non-contrast C.O.M = 6.25 yd																							
	No Connector	SPMACCCR/FC	□□□□	□□□□	□□	□□	□□	□□	□□	125.0#	\$ 3832	\$ 4127	\$ 4205	\$ 4297	\$ 4359	\$ 4482	\$ 4608	\$ 4763	\$ 5075	\$ 5385	\$ 5694	\$ 6319	\$ 280
	Right Chair Connector	SPMACCCRC/FC	□□□□	□□□□	□□	□□	□□	□□	□□	125.0#	3832	4127	4205	4297	4359	4482	4608	4763	5075	5385	5694	6319	280
SMAMC																							
Three Seat Add-on Unit-Right Facing (Closed Arm) Contrast																							
• 1 = Back and arms (Fabric Contrast 1) C.O.M. = 4.75 yd																							
• 2 = Seat (Fabric Contrast 2) C.O.M. = 2.25 yd																							
		A	B	C	D	E	F	G	H														

HOW TO ORDER

Indicate the following information on order form:

- Quantity of each item.
- Model number, including options. See “How To Build a Model Number”.
- Any special service required.

Note:

- The □ indicates that a choice is required.
- The absence of the □ indicates that no choice is required.
- Alpha-numeric characters in place of □ indicate that no other alternatives are available.

HOW TO BUILD A MODEL NUMBER

- A**Select basic model.
- B**Select non-contrast or fabric contrast 1. Refer to [ki.com/fabrics](#)
- C**Select fabric contrast 2. Refer to [ki.com/fabrics](#)
- D**Select base finish color. Refer to the **Product Color Options** page in this price list.
- E**Select armcaps.
- | | |
|--------------|-----------------------------|
| WAC | - Wood armcaps (pair) |
| SAC | - Solid surface; add \$950 |
| PACBL | - Black poly; add \$131 |
| PACSA | - Sand poly; add \$131 |
| PACWG | - Warm Grey poly; add \$131 |
- Upcharge for three armcaps.
Solid surface armcap color is always Corian™ white.

- F**Select wood finish color. Refer to the **Product Color Options** page in this price list.
Wood finish selection is for wood armcaps. For Kensington Maple add upcharge.
- G**Select nylon glide color.
- | | |
|-------------|-----------------------|
| NGFN | - Flannel (Dark Grey) |
| NGNT | - Natural (Cream) |
- H**Select moisture barrier.
- | | |
|------------|-----------------------|
| MB | - Moisture barrier |
| NMB | - No moisture barrier |
- See pricing column for moisture barrier upcharge.

California TB133 Fire Safety Code
For California Technical Bulletin 133 compliant models, a Product Modification Request is required. Contact Customer Service for details.

KENSINGTON MAPLE UPCHARGE

Kensington Maple requires extended leadtimes.
Model
All variations of Three Seat Add-on Models:

SOMACCCL	\$87
SOMACCCR	\$87
SPMACCCL	\$87
SPMACCCR	\$87

SPECIAL SERVICES

Special Carton Marking

With specially marked information N/C

Shipping
Ships **assembled, FOB High Point, NC 27263, freight prepaid.** Freight class 175

Specifications and prices are subject to change without prior notice.



	Open Arm Lounge (SLOM23)	Open Arm Loveseat (SLOM33)	Open Arm Sofa (SLOM43)	Closed Arm Lounge (SLPM23)	Closed Arm Loveseat (SLPM33)	Closed Arm Sofa (SLPM43)
--	--------------------------	----------------------------	------------------------	----------------------------	------------------------------	--------------------------

General Dimensions						
Seat width	22"	44"	66"	22"	44"	66"
Seat depth	19"	19"	19"	19"	19"	19"
Seat height	19"	19"	19"	19"	19"	19"
Arm width	2-1/4"	2-1/4"	2-1/4"	2-1/4"	2-1/4"	2-1/4"
Arm height	27"	27"	27"	27"	27"	27"
Overall Dimensions						
Width	26-1/2"	48-1/2"	70-1/2"	26-1/2"	48-1/2"	70-1/2"
Depth	29"	29"	29"	29"	29"	29"
Height	33-1/2"	33-1/2"	33-1/2"	33-1/2"	33-1/2"	33-1/2"



Ottoman (SM20)

General Dimensions	
Seat width	
Seat depth	
Seat height	
Arm width	
Arm height	
Overall Dimensions	
Width	22-1/2"
Depth	22"
Height	18"

UPHOLSTERY INFORMATION

C.O.M. Fabric
For C.O.M. fabric sent to KI-High Point on multiple rolls, add an additional yard of fabric per roll to the yardage requirements. Multiple rolls have shorter pieces of fabric on them and do not allow nesting and stacking of the fabric to achieve the best yeild as is done with one large roll. This results in yardage shortages and requests for ad-ditional fabric from the client, which can delay an order. For each roll that is sent, one yard needs to be added to one of the rolls, not separately.

Fabric Disclaimer
Fabric will be applied as swatched by the fabric manufacturer. Fabric that is required to be applied differently than is swatched will need a Product Modification Request written specifying the direction the fabric is to be applied.

FINISH INFORMATION

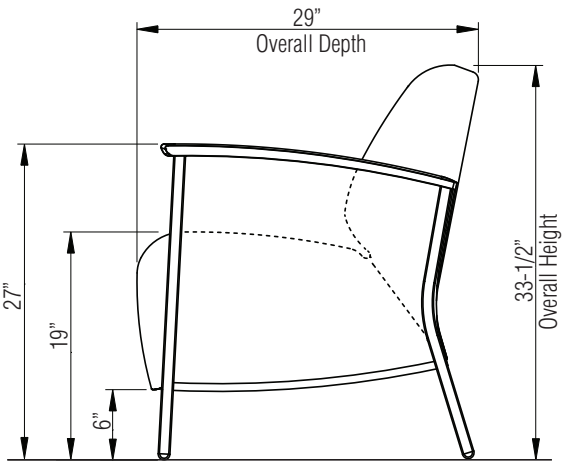
Color Match
KI offers the additional option of color matching paint, polypropylene, or wood stain through Product Modification Requests. Contact Customer Service for details.

INFORMATION

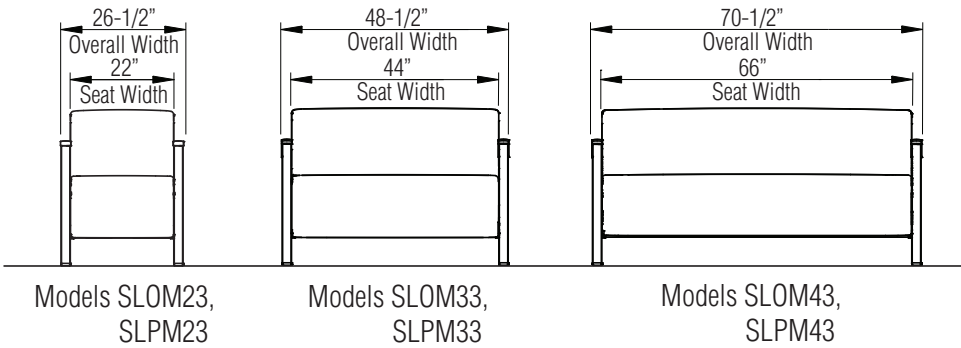
Warranty
Refer to KI Terms & Conditions document or visit ki.com



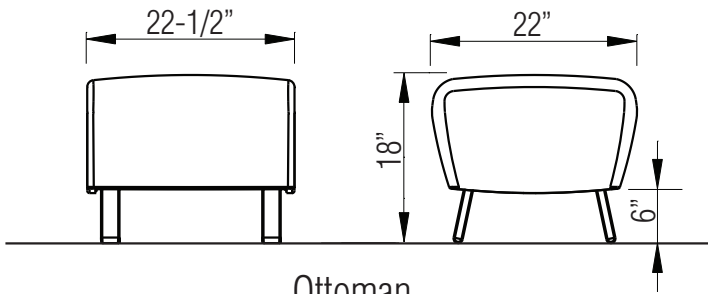
Lounge Seating (Open Arm/ Closed Arm)



Lounge Seating - All Models



Lounge Seating - Ottoman



Ottoman
Model SM20



Base Finish

Black	BL
Blue Grey	GR
Bronze Metallic	ZM
Cayenne	CY
Champagne Metallic	CM
Cool Grey	CG
Cottonwood	CO
Earthen Clay	EY
Espresso Metallic	EX
Everglade Shade	EV
Flannel	FN
Glitz Metallic	GZ
Hazy Jade	HJ
Honey Bee	HY
Light Tone	LG
Mardi Gras	MG
Misty Brown	MY
Nemo	NE
Nordic	ND
Poppy Red	PR
Purple Haze	PH
Rainforest	RQ
Raw Jasper	RJ
Rubber Ducky	RK
Sand	SA
Sky Blue	SK
Starlight Silver Metallic	SX
Surf's Up	SP
Tarragon	TQ
Twilight Shadow	TI
Ultra Blue	UB
Warm Grey	WG
Zesty Lime	ZL

Wood Armcap Finish

Cherry Storm on Beech	BCX
Cinnamon on Beech	BCN
Cocoa on Beech	BCA
Eclipse Black on Beech	BEB
Florence Walnut on Beech	BFC
Kensington Maple on Maple	MMA
Monticello Maple on Beech	BMT
Natural on Beech	BNA
River Cherry on Beech	BRY

Kensington Maple requires an upcharge.

Glide Color

Flannel (Dark Grey)	NGFN
Natural (Cream)	NGNT

Finish Cards

View color swatches for items listed within this document.

Paints

Wood/Veneer

Molded Edges

Hard Plastics

Plastics/Poly


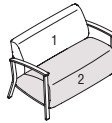
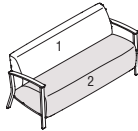
Laminates

Edge Styles

Glass

Certain options referenced may not be available on GSA Schedule.



			MODEL NUMBER																						
			Basic Model	Non-Contrast or Fabric Contrast 1	Fabric Contrast 2	Base Finish	Arm Cap	Wood Finish	Glide Color	Moisture Barrier															
MODEL		Features									Approx. Packaged Weight	Grade C.O.M.	Grade C	Grade D	Grade E & C.O.L.	Grade F	Grade G	Grade H	Grade I	Grade J	Grade K	Grade L Leather	Grade M Leather	Moisture Barrier add to list price	
 SMLS	Lounge Chair (Open Arm) <ul style="list-style-type: none">• Non-contrast C.O.M = 3 yd• 1 = Back (Fabric Contrast 1) C.O.M. = 1.75 yd• 2 = Seat (Fabric Contrast 2) C.O.M. = 1.5 yd• W=26-1/2" D=29" H=33-1/2"	Non-contrast	SLOM23/NC	□□□□		□□	□□	□□□	□□	□□□	65.0#	\$ 2376	\$ 2508	\$ 2541	\$ 2583	\$ 2609	\$ 2664	\$ 2720	\$ 2791	\$ 2927	\$ 3065	\$ 3203	\$ 3480	\$ 253	
		Contrast	SLOM23/FC	□□□□	□□□□	□□	□□	□□□	□□	□□□	65.0#	2456	2589	2623	2663	2690	2745	2800	2870	3009	3145	3283	3560	253	
 SMLS	Loveseat (Open Arm) <ul style="list-style-type: none">• Non-contrast C.O.M = 4.5 yd• 1 = Back (Fabric Contrast 1) C.O.M. = 3 yd• 2 = Seat (Fabric Contrast 2) C.O.M. = 2.5 yd• W=48-1/2" D=29" H=33-1/2"	Non-contrast	SLOM33/NC	□□□□		□□	□□	□□□	□□	□□□	110.0#	\$ 3134	\$ 3370	\$ 3431	\$ 3505	\$ 3556	\$ 3656	\$ 3753	\$ 3878	\$ 4128	\$ 4375	\$ 4624	\$ 5118	\$ 297	
		Contrast	SLOM33/FC	□□□□	□□□□	□□	□□	□□□	□□	□□□	110.0#	3253	3489	3552	3627	3675	3775	3875	4000	4249	4496	4743	5240	297	
 SMLS	Sofa (Open Arm) <ul style="list-style-type: none">• Non-contrast C.O.M = 6 yd• 1 = Back (Fabric Contrast 1) C.O.M. = 3.5 yd• 2 = Seat (Fabric Contrast 2) C.O.M. = 3 yd• W=70-1/2" D=29" H=33-1/2"	Non-contrast	SLOM43/NC	□□□□		□□	□□	□□□	□□	□□□	135.0#	\$ 3852	\$ 4169	\$ 4251	\$ 4350	\$ 4418	\$ 4548	\$ 4681	\$ 4847	\$ 5176	\$ 5509	\$ 5840	\$ 6502	\$ 323	
		Contrast	SLOM43/FC	□□□□	□□□□	□□	□□	□□□	□□	□□□	135.0#	4005	4321	4402	4504	4567	4700	4834	4998	5329	5661	5993	6652	323	
			A	B	C	D	E	F	G	H															

HOW TO ORDER

Indicate the following information on order form:

1. Quantity of each item.
2. Model number, including options. See “How To Build a Model Number”.
3. Any special service required.

Note:

- The □ indicates that a choice is required.
- The absence of the □ indicates that no choice is required.
- Alpha-numeric characters in place of □ indicate that no other alternatives are available.

HOW TO BUILD A MODEL NUMBER

- A**Select basic model.
- B**Select non-contrast or fabric contrast 1. Refer to [ki.com/fabrics](#)
- C**Select fabric contrast 2. Refer to [ki.com/fabrics](#)
- D**Select base finish color. Refer to the **Product Color Options** page in this price list.
- E**Select armcap option.

WAC

- Wood armcaps (pair)

SAC

- Solid surface; add \$782

PACBL

- Black poly; add \$128

PACSA

- Sand poly; add \$128

PACWG

- Warm Grey poly; add \$128

Solid surface armcap color is always Corian™ white.
- F**Select wood finish color. Refer to the **Product Color Options** page in this

price list.
For Kensington Maple add upcharge.

- G**Select nylon glide color.

NGFN

- Flannel (Dark Grey)

NGNT

- Natural (Cream)
- H**Select moisture barrier.

MB

- Moisture barrier

NMB

- No moisture barrier

See pricing column for moisture barrier upcharge.

California TB133 Fire Safety Code
For California Technical Bulletin 133 compliant models, a Product Modification Request is required. Contact Customer Service for details.

KENSINGTON MAPLE UPCHARGE

Kensington Maple requires extended leadtimes.	
Model	
SLOM23	\$75
SLOM33	\$75
SLOM43	\$75
SLPM23	\$75
SLPM33	\$75
SLPM43	\$75

SPECIAL SERVICES

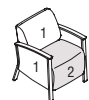
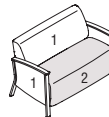
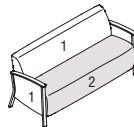
Special Carton Marking

With specially marked information	N/C
-----------------------------------	-----

Shipping
Ships **assembled, FOB High Point, NC 27263, freight prepaid.** Freight class 175

Specifications and prices are subject to change without prior notice.



			MODEL NUMBER																						
			Basic Model	Non-Contrast or Fabric Contrast 1	Fabric Contrast 2	Base Finish	Arm Cap	Wood Finish	Glide Color	Moisture Barrier															
MODEL			Features								Approx. Packaged Weight	Grade C.O.M.	Grade C	Grade D	Grade E & C.O.L.	Grade F	Grade G	Grade H	Grade I	Grade J	Grade K	Grade L Leather	Grade M Leather	Moisture Barrier add to list price	
 SMLS	Lounge Chair (Closed Arm) • Non-contrast C.O.M = 4 yd • 1 = Back and arms (Fabric Contrast 1) C.O.M. = 3 yd • 2 = Seat (Fabric Contrast 2) C.O.M. = 1.5 yd • W=26-1/2" D=29" H=33-1/2"		Non-contrast	SLPM23/NC	□□□□		□□	□□	□□□	□□	85.0#	\$ 2818	\$ 2987	\$ 3032	\$ 3087	\$ 3124	\$ 3194	\$ 3266	\$ 3355	\$ 3534	\$ 3714	\$ 3893	\$ 4252	\$ 275	
			Contrast	SLPM23/FC	□□□□	□□□□	□□	□□	□□□	□□	85.0#	2900	3067	3114	3165	3205	3274	3347	3436	3614	3794	3973	4333	275	
 SMLS	Loveseat (Closed Arm) • Non-contrast C.O.M = 5.75 yd • 1 = Back and arms (Fabric Contrast 1) C.O.M. = 4.25 yd • 2 = Seat (Fabric Contrast 2) C.O.M. = 2.25 yd • W=48-1/2" D=29" H=33-1/2"		Non-contrast	SLPM33/NC	□□□□		□□	□□	□□□	□□	110.0#	\$ 3429	\$ 3715	\$ 3792	\$ 3881	\$ 3946	\$ 4066	\$ 4185	\$ 4340	\$ 4642	\$ 4945	\$ 5248	\$ 5857	\$ 315	
			Contrast	SLPM33/FC	□□□□	□□□□	□□	□□	□□□	□□	110.0#	3550	3838	3913	4004	4065	4185	4308	4459	4763	5065	5369	5977	315	
 SMLS	Sofa (Closed Arm) • Non-contrast C.O.M = 7.5 yd • 1 = Back and arms (Fabric Contrast 1) C.O.M. = 4.75 yd • 2 = Seat (Fabric Contrast 2) C.O.M. = 3 yd • W=70-1/2" D=29" H=33-1/2"		Non-contrast	SLPM43/NC	□□□□		□□	□□	□□□	□□	160.0#	\$ 4174	\$ 4556	\$ 4655	\$ 4775	\$ 4854	\$ 5015	\$ 5175	\$ 5373	\$ 5775	\$ 6175	\$ 6573	\$ 7374	\$ 346	
			Contrast	SLPM43/FC	□□□□	□□□□	□□	□□	□□□	□□	160.0#	4326	4708	4809	4927	5008	5167	5328	5528	5927	6328	6726	7527	346	
				A	B	C	D	E	F	G	H														

HOW TO ORDER

Indicate the following information on order form:

- Quantity of each item.
- Model number, including options. See “How To Build a Model Number”.
- Any special service required.

Note:

- The □ indicates that a choice is required.
- The absence of the □ indicates that no choice is required.
- Alpha-numeric characters in place of □ indicate that no other alternatives are available.

HOW TO BUILD A MODEL NUMBER

- A**Select basic model.
- B**Select non-contrast or fabric contrast 1. Refer to [ki.com/fabrics](#)
- C**Select fabric contrast 2. Refer to [ki.com/fabrics](#)
- D**Select base finish color. Refer to the **Product Color Options** page in this price list.
- E**Select armcap option.
- | | |
|--------------|-----------------------------|
| WAC | - Wood armcaps (pair) |
| SAC | - Solid surmcape; add \$782 |
| PACBL | - Black poly; add \$128 |
| PACSA | - Sand poly; add \$128 |
| PACWG | - Warm Grey poly; add \$128 |
- Solid surface armcap color is always Corian™ white.

- F**Select wood finish color. Refer to the **Product Color Options** page in this price list. For Kensington Maple add upcharge.
- G**Select nylon glide color.
- | | |
|-------------|-----------------------|
| NGFN | - Flannel (Dark Grey) |
| NGNT | - Natural (Cream) |
- H**Select moisture barrier.
- | | |
|------------|-----------------------|
| MB | - Moisture barrier |
| NMB | - No moisture barrier |
- See pricing column for moisture barrier upcharge.

California TB133 Fire Safety Code
For California Technical Bulletin 133 compliant models, a Product Modification Request is required. Contact Customer Service for details.

KENSINGTON MAPLE UPCHARGE

Kensington Maple requires extended leadtimes.	
Model	
SLOM23	\$75
SLOM33	\$75
SLOM43	\$75
SLPM23	\$75
SLPM33	\$75
SLPM43	\$75

SPECIAL SERVICES


Special Carton Marking

With specially marked information	N/C
-----------------------------------	-----

Shipping
Ships **assembled, FOB High Point, NC 27263, freight prepaid.** Freight class 175

Specifications and prices are subject to change without prior notice.



			MODEL NUMBER																			
			Basic Model	Non-Contrast or Fabric Contrast 1	Base Finish	Glide Color	Moisture Barrier	Approx. Packaged Weight	Grade C.O.M.		Grade C	Grade D	Grade E & C.O.L.	Grade F	Grade G	Grade H	Grade I	Grade J	Grade K	Grade L Leather	Grade M Leather	Moisture Barrier add to list price
 SMLS	MODEL	Features	SM20	□□□□	□□	□□	□□□	35.0#	\$ 995		\$ 1069	\$ 1088	\$ 1111	\$ 1128	\$ 1159	\$ 1190	\$ 1230	\$ 1309	\$ 1387	\$ 1467	\$ 1623	\$ 214
	Lounge Ottoman	Non-contrast																				
	• Non-contrast C.O.M = 1.5 yd																					
	• W=22-1/2” D=22” H=18”																					
																			</			

HOW TO ORDER

Indicate the following information on order form:

- Quantity of each item.
- Model number, including options. See “How To Build a Model Number”.
- Any special service required.

Note:

- The □ indicates that a choice is required.
- The absence of the □ indicates that no choice is required.
- Alpha-numeric characters in place of □ indicate that no other alternatives are available.

HOW TO BUILD A MODEL NUMBER

- A**Select basic model.
- B**Select non-contrast or fabric contrast 1. Refer to [ki.com/fabrics](#)
- C**Select base finish color. Refer to the **Product Color Options** page in this price list.
- D**Select nylon glide color.

NGFN

- Flannel (Dark Grey)

NGNT

- Natural (Cream)
- E**Select moisture barrier.

MB

- Moisture barrier

NMB

- No moisture barrier

See pricing column for moisture barrier upcharge.

California TB133 Fire Safety Code
For California Technical Bulletin 133 compliant models, a Product Modification Request is required. Contact Customer Service for details.

SPECIAL SERVICES

Special Carton Marking

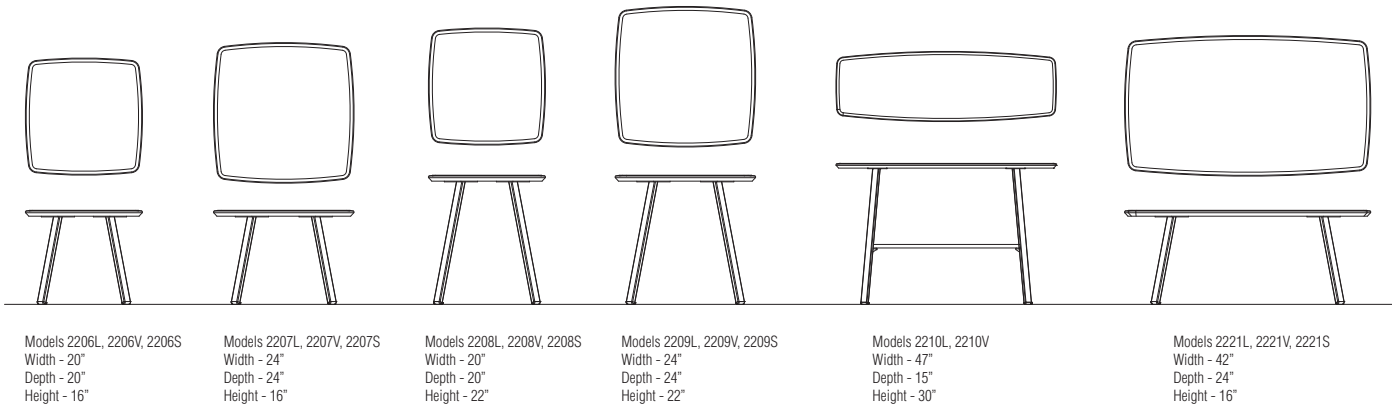
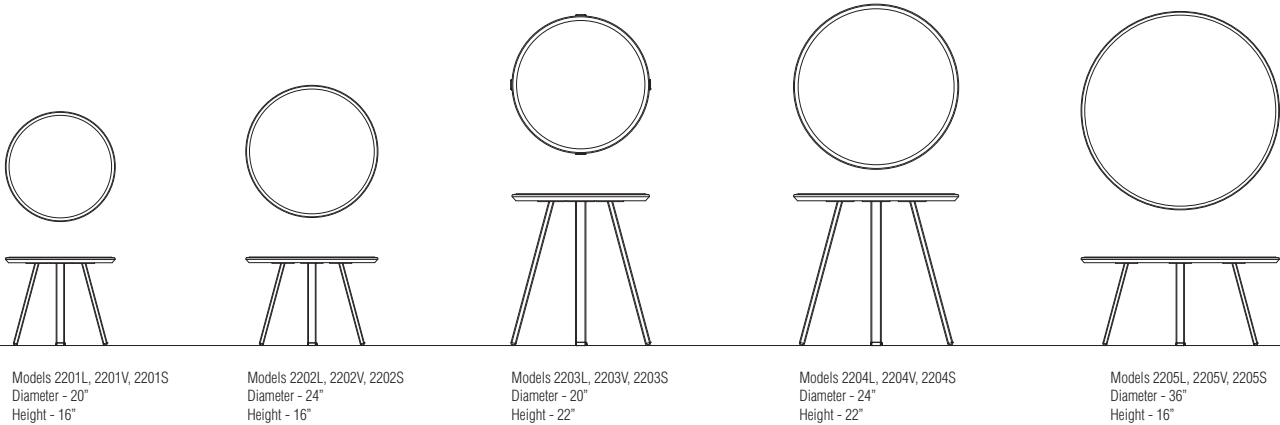
With specially marked information N/C

Shipping
Ships **assembled, FOB High Point, NC 27263, freight prepaid.** Freight class 175

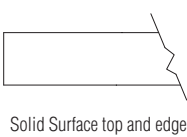
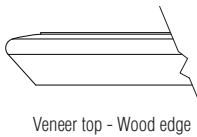
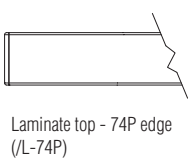
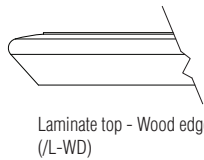
Specifications and prices are subject to change without prior notice.



Occasional Tables

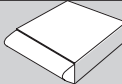
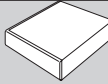






Occasional Table Edge Styles



[illegible]

Finish Cards **Paints** **Wood/Veneer** **Molded Edges** **Hard Plastics**
 View color swatches for items listed within this document. **Plastics/Poly** **Laminates** **Edge Styles** **Glass** Certain options referenced may not be available on GSA Schedule.

			MODEL NUMBER											
			Basic Model	Base Finish	Laminate Color	Edge Style	Edge Color	Glide Color						
MODEL		W x D							Approx. Packaged Weight	 Wood Edge (WD)	 74P Edge (74P)	Laminate Grade 2 add to list price		Laminate Grade 3 add to list price
 SMFT	Square Club Table (Laminate Top) - 16” High	20” x 20”	2206/L	<input type="checkbox"/> <input type="checkbox"/>	<input type="checkbox"/> <input type="checkbox"/> <input type="checkbox"/>	<input type="checkbox"/> <input type="checkbox"/> <input type="checkbox"/>	<input type="checkbox"/> <input type="checkbox"/> <input type="checkbox"/>	<input type="checkbox"/> <input type="checkbox"/>	30.0#	\$ 1066	\$ 783	\$ 18	\$ 115	
 SMFT	Square Club Table (Laminate Top) - 22” High	20” x 20”	2208/L	<input type="checkbox"/> <input type="checkbox"/>	<input type="checkbox"/> <input type="checkbox"/> <input type="checkbox"/>	<input type="checkbox"/> <input type="checkbox"/> <input type="checkbox"/>	<input type="checkbox"/> <input type="checkbox"/> <input type="checkbox"/>	<input type="checkbox"/> <input type="checkbox"/>	35.0#	\$ 1091	\$ 893	\$ 18	\$ 115	
 SMFT	Round Club Table (Laminate Top) - 16” High	20” Diameter	2201/L	<input type="checkbox"/> <input type="checkbox"/>	<input type="checkbox"/> <input type="checkbox"/> <input type="checkbox"/>	<input type="checkbox"/> <input type="checkbox"/> <input type="checkbox"/>	<input type="checkbox"/> <input type="checkbox"/> <input type="checkbox"/>	<input type="checkbox"/> <input type="checkbox"/>	30.0#	\$ 1005	\$ 856	\$ 18	\$ 115	
 SMFT	Round Club Table (Laminate Top) - 22” High	20” Diameter	2203/L	<input type="checkbox"/> <input type="checkbox"/>	<input type="checkbox"/> <input type="checkbox"/> <input type="checkbox"/>	<input type="checkbox"/> <input type="checkbox"/> <input type="checkbox"/>	<input type="checkbox"/> <input type="checkbox"/> <input type="checkbox"/>	<input type="checkbox"/> <input type="checkbox"/>	32.0#	\$ 1030	\$ 885	\$ 18	\$ 115	
			A	B	C	D	E	F						

HOW TO ORDER

Indicate the following information on order form:

- Quantity of each item.
- Model number, including options. See “How To Build a Model Number”.
- Any special service required.

Note:

- The ☐ indicates that a choice is required.
- The absence of the ☐ indicates that no choice is required.
- Alpha-numeric characters in place of ☐ indicate that no other alternatives are available.

HOW TO BUILD A MODEL NUMBER

- A**Select basic model.
- B**Select base finish.
Refer to the **Product Color Options** page in this price list.
- C**Select laminate color.
Refer to the **Product Color Options** page in this price list.
- D**Select edge style.

74P

- 74P edge

WD

- WD edge
- E**Select edge color.
Refer to the **Product Color Options** page in this price list.
Edge color offerings are based on edge style selections.
- F**Select nylon glide color.

NGFN

- Flannel (Dark Grey)

NGNT

- Natural (Cream)

KENSINGTON MAPLE UPCHARGE

Kensington Maple requires extended leadtimes. Model	
2201/L-WD	\$107
2202/L-WD	\$141
2203/L-WD	\$107
2204/L-WD	\$141
2205/L-WD	\$212
2206/L-WD	\$107
2207/L-WD	\$141
2208/L-WD	\$107
2209/L-WD	\$141
2210/L-WD	\$278
2221/L-WD	\$212

FINISH INFORMATION

ADDITIONAL LAMINATE OFFERING

KI offers laminates beyond those offered in the standard offering. Laminates that are currently available in the program can be viewed in KI product specification tools. Requests to add laminates to the program can be submitted via the product modification request process. Please note, requests to add laminates to the program must include the laminate manufacturers name, color/pattern number, and finish code. Edge options are limited to standard edge colors. If a matching edge is required, this will need to be requested thru the product modification request process and may be subject to additional costs. Due to varying manufacturing processes and quality issues with some laminates, some requests may be denied. Extended lead times and minimum order quantities may apply on orders containing special laminates. Contact the product modification team for questions or additional information regarding special laminates and pricing.

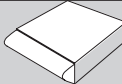
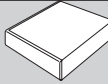




SPECIAL SERVICES

Special Carton Marking

With specially marked information N/C

Shipping
Ships **assembled, FOB High Point, NC 27263, freight prepaid.** Freight class 175

Specifications and prices are subject to change without prior notice.

			MODEL NUMBER										 Wood Edge (WD)		 74P Edge (74P)		Laminate Grade 2 add to list price		Laminate Grade 3 add to list price	
			Basic Model	Base Finish	Laminate Color	Edge Style	Edge Color	Glide Color												
MODEL			W x D							Approx. Packaged Weight										
	Square Lamp Table (Laminate Top) - 16\" data-bbox="94 170 188 192">High	24\" data-bbox="193 168 216 175"> x 24\" data-bbox="193 175 216 182">	2207/L	<input type="checkbox"/> <input type="checkbox"/>	<input type="checkbox"/> <input type="checkbox"/> <input type="checkbox"/>	<input type="checkbox"/> <input type="checkbox"/> <input type="checkbox"/>	<input type="checkbox"/> <input type="checkbox"/> <input type="checkbox"/>	<input type="checkbox"/> <input type="checkbox"/>	40.0#		\$ 1186	\$ 954	\$ 18	\$ 115						
SMFT																				
	Square Lamp Table (Laminate Top) - 22\" data-bbox="94 253 188 275">High	24\" data-bbox="193 251 216 258"> x 24\" data-bbox="193 258 216 265">	2209/L	<input type="checkbox"/> <input type="checkbox"/>	<input type="checkbox"/> <input type="checkbox"/> <input type="checkbox"/>	<input type="checkbox"/> <input type="checkbox"/> <input type="checkbox"/>	<input type="checkbox"/> <input type="checkbox"/> <input type="checkbox"/>	<input type="checkbox"/> <input type="checkbox"/>	40.0#		\$ 1210	\$ 930	\$ 18	\$ 115						
SMFT																				
	Round Lamp Table (Laminate Top) - 16\" data-bbox="94 347 188 369">High	24\" data-bbox="193 345 224 352"> Diameter	2202/L	<input type="checkbox"/> <input type="checkbox"/>	<input type="checkbox"/> <input type="checkbox"/> <input type="checkbox"/>	<input type="checkbox"/> <input type="checkbox"/> <input type="checkbox"/>	<input type="checkbox"/> <input type="checkbox"/> <input type="checkbox"/>	<input type="checkbox"/> <input type="checkbox"/>	35.0#		\$ 1105	\$ 895	\$ 18	\$ 115						
SMFT																				
	Round Lamp Table (Laminate Top) - 22\" data-bbox="94 416 188 438">High	24\" data-bbox="193 414 224 421"> Diameter	2204/L	<input type="checkbox"/> <input type="checkbox"/>	<input type="checkbox"/> <input type="checkbox"/> <input type="checkbox"/>	<input type="checkbox"/> <input type="checkbox"/> <input type="checkbox"/>	<input type="checkbox"/> <input type="checkbox"/> <input type="checkbox"/>	<input type="checkbox"/> <input type="checkbox"/>	50.0#		\$ 1130	\$ 922	\$ 18	\$ 115						
SMFT																				
			A	B	C	D	E	F												

HOW TO ORDER

Indicate the following information on order form:

- Quantity of each item.
- Model number, including options. See “How To Build a Model Number”.
- Any special service required.

Note:

- The ☐ indicates that a choice is required.
- The absence of the ☐ indicates that no choice is required.
- Alpha-numeric characters in place of ☐ indicate that no other alternatives are available.

HOW TO BUILD A MODEL NUMBER

- A**Select basic model.
- B**Select base finish.
Refer to the **Product Color Options** page in this price list.
- C**Select laminate color.
Refer to the **Product Color Options** page in this price list.
- D**Select edge style.

WD

- WD edge

74P

- 74P edge
- E**Select edge color.
Refer to the **Product Color Options** page in this price list.
Edge color offerings are based on edge style selections.
- F**Select nylon glide color.

NGFN

- Flannel (Dark Grey)

NGNT

- Natural (Cream)

KENSINGTON MAPLE UPCHARGE

Kensington Maple requires extended leadtimes.
Model

2201/L-WD	\$107
2202/L-WD	\$141
2203/L-WD	\$107
2204/L-WD	\$141
2205/L-WD	\$212
2206/L-WD	\$107
2207/L-WD	\$141
2208/L-WD	\$107
2209/L-WD	\$141
2210/L-WD	\$278
2221/L-WD	\$212

FINISH INFORMATION

ADDITIONAL LAMINATE OFFERING

KI offers laminates beyond those offered in the standard offering. Laminates that are currently available in the program can be viewed in KI product specification tools. Requests to add laminates to the program can be submitted via the product modification request process. Please note, requests to add laminates to the program must include the laminate manufacturers name, color/pattern number, and finish code. Edge options are limited to standard edge colors. If a matching edge is required, this will need to be requested thru the product modification request process and may be subject to additional costs. Due to varying manufacturing processes and quality issues with some laminates, some requests may be denied. Extended lead times and minimum order quantities may apply on orders containing special laminates. Contact the product modification team for questions or additional information regarding special laminates and pricing.

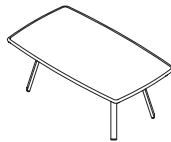
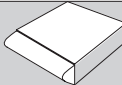
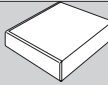


SPECIAL SERVICES

Special Carton Marking

With specially marked information N/C

Shipping
Ships **assembled, FOB High Point, NC 27263, freight prepaid.** Freight class 175

Specifications and prices are subject to change without prior notice.

		MODEL NUMBER												
		Basic Model	Base Finish	Laminate Color	Edge Style	Edge Color	Shelf Edge Color	Glide Color						
	MODEL Rectangle Coffee Table (Laminate Top) - 16" High	W x D 42" x 24"	2221/L	<input type="checkbox"/> <input type="checkbox"/>	<input type="checkbox"/> <input type="checkbox"/> <input type="checkbox"/>	<input type="checkbox"/> <input type="checkbox"/> <input type="checkbox"/>	<input type="checkbox"/> <input type="checkbox"/>		<input type="checkbox"/> <input type="checkbox"/>	Approx. Packaged Weight 60.0#	 Wood Edge (WD) \$ 1631	 74P Edge (74P) \$ 1231	Laminate Grade 2 add to list price \$ 18 Laminate Grade 3 add to list price \$ 115	
SMFT														
	Round Coffee Table (Laminate Top) - 16" High	36" Diameter	2205/L	<input type="checkbox"/> <input type="checkbox"/>	<input type="checkbox"/> <input type="checkbox"/> <input type="checkbox"/>	<input type="checkbox"/> <input type="checkbox"/> <input type="checkbox"/>	<input type="checkbox"/> <input type="checkbox"/>		<input type="checkbox"/> <input type="checkbox"/>	65.0#	\$ 1637	\$ 1214	\$ 18 \$ 115	
SMFT														
	Console Table (Laminate Top) - 30" High	47" x 15"	2210/L	<input type="checkbox"/> <input type="checkbox"/>	<input type="checkbox"/> <input type="checkbox"/> <input type="checkbox"/>	<input type="checkbox"/> <input type="checkbox"/> <input type="checkbox"/>	<input type="checkbox"/> <input type="checkbox"/>	<input type="checkbox"/> <input type="checkbox"/> <input type="checkbox"/>	<input type="checkbox"/> <input type="checkbox"/>	65.0#	\$ 1966	\$ 1703	\$ 18 \$ 115	
SMFT														
			A	B	C	D	E	F	G					

HOW TO ORDER

Indicate the following information on order form:

- Quantity of each item.
- Model number, including options. See "How To Build a Model Number".
- Any special service required.

Note:

- The ☐ indicates that a choice is required.
- The absence of the ☐ indicates that no choice is required.
- Alpha-numeric characters in place of ☐ indicate that no other alternatives are available.

HOW TO BUILD A MODEL NUMBER

- A**Select basic model.
- B**Select base finish.
Refer to the **Product Color Options** page in this price list.
- C**Select laminate color.
Refer to the **Product Color Options** page in this price list.
- D**Select edge style.

WD

74P

- WD edge

- 74P edge
- E**Select edge color.
Refer to the **Product Color Options** page in this price list.
Edge color offerings are based on edge style selections.
- F**Select lower shelf edge color.
Refer to the **Product Color Options** page in this price list.
Lower shelf has 74P edge and requires color pick when on laminate top.
- G**Select nylon glide color.

NGFN

NGNT

- Flannel (Dark Grey)

- Natural (Cream)

KENSINGTON MAPLE UPCHARGE

Kensington Maple requires extended leadtimes.
Model

2201/L-WD	\$107
2202/L-WD	\$141
2203/L-WD	\$107
2204/L-WD	\$141
2205/L-WD	\$212
2206/L-WD	\$107
2207/L-WD	\$141
2208/L-WD	\$107
2209/L-WD	\$141
2210/L-WD	\$278
2221/L-WD	\$212

FINISH INFORMATION

ADDITIONAL LAMINATE OFFERING

KI offers laminates beyond those offered in the standard offering. Laminates that are currently available in the program can be viewed in KI product specification tools. Requests to add laminates to the program can be submitted via the product modification request process. Please note, requests to add laminates to the program must include the laminate manufacturers name, color/pattern number, and finish code. Edge options are limited to standard edge colors. If a matching edge is required, this will need to be requested thru the product modification request process and may be subject to additional costs. Due to varying manufacturing processes and quality issues with some laminates, some requests may be denied. Extended lead times and minimum order quantities may apply on orders containing special laminates. Contact the product modification team for questions or additional information regarding special laminates and pricing.

SPECIAL SERVICES





Special Carton Marking

With specially marked information N/C

Shipping
Ships **assembled, FOB High Point, NC 27263, freight prepaid.** Freight class 175

Specifications and prices are subject to change without prior notice.



			MODEL NUMBER					
			Basic Model	Base Finish	Surface Finish	Glide Color		
MODEL			W x D	Approx. Packaged Weight				Delivered Pricing
	Square Club Table (Veneer Top) - 16” High	20” x 20”	2206/V	<input type="checkbox"/> <input type="checkbox"/>	<input type="checkbox"/> <input type="checkbox"/> <input type="checkbox"/>	<input type="checkbox"/> <input type="checkbox"/>	30.0#	\$ 1154
SMFT								
	Square Club Table (Veneer Top) - 22” High	20” x 20”	2208/V	<input type="checkbox"/> <input type="checkbox"/>	<input type="checkbox"/> <input type="checkbox"/> <input type="checkbox"/>	<input type="checkbox"/> <input type="checkbox"/>	35.0#	\$ 1179
SMFT								
	Round Club Table (Veneer Top) - 16” High	20” Diameter	2201/V	<input type="checkbox"/> <input type="checkbox"/>	<input type="checkbox"/> <input type="checkbox"/> <input type="checkbox"/>	<input type="checkbox"/> <input type="checkbox"/>	30.0#	\$ 1272
SMFT								
	Round Club Table (Veneer Top) - 22” High	20” Diameter	2203/V	<input type="checkbox"/> <input type="checkbox"/>	<input type="checkbox"/> <input type="checkbox"/> <input type="checkbox"/>	<input type="checkbox"/> <input type="checkbox"/>	32.0#	\$ 1297
SMFT								
			A	B	C	D		

HOW TO ORDER

Indicate the following information on order form:

- Quantity of each item.
- Model number, including options. See “How To Build a Model Number”.
- Any special service required.

Note:

- The ☐ indicates that a choice is required.
- The absence of the ☐ indicates that no choice is required.
- Alpha-numeric characters in place of ☐ indicate that no other alternatives are available.

HOW TO BUILD A MODEL NUMBER

- A** Select basic model.
- B** Select base finish.
Refer to the **Product Color Options** page in this price list.
- C** Select surface finish.
Refer to the **Product Color Options** page in this price list.
- D** Select nylon glide color.
- | | |
|-------------|-----------------------|
| NGFN | - Flannel (Dark Grey) |
| NGNT | - Natural (Cream) |

KENSINGTON MAPLE UPCHARGE

Kensington Maple requires extended leadtimes.	
Model	
2201/V	\$107
2202/V	\$141
2203/V	\$107
2204/V	\$141
2205/V	\$212
2206/V	\$107
2207/V	\$141
2208/V	\$107
2209/V	\$141
2210/V	\$278
2221/V	\$212

SPECIAL SERVICES


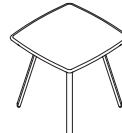


Special Carton Marking

With specially marked information	N/C
-----------------------------------	-----

Shipping
Ships **assembled, FOB High Point, NC 27263, freight prepaid.** Freight class 175

Specifications and prices are subject to change without prior notice.



			MODEL NUMBER					
			Basic Model	Base Finish	Surface Finish	Glide Color		
	MODEL	W x D					Approx. Packaged Weight	Delivered Pricing
 SMFT	Square Lamp Table (Veneer Top) - 16” High	24” x 24”	2207/V	<input type="checkbox"/> <input type="checkbox"/>	<input type="checkbox"/> <input type="checkbox"/> <input type="checkbox"/> <input type="checkbox"/>	<input type="checkbox"/> <input type="checkbox"/>	40.0#	\$ 1260
 SMFT	Square Lamp Table (Veneer Top) - 22” High	24” x 24”	2209/V	<input type="checkbox"/> <input type="checkbox"/>	<input type="checkbox"/> <input type="checkbox"/> <input type="checkbox"/> <input type="checkbox"/>	<input type="checkbox"/> <input type="checkbox"/>	40.0#	\$ 1286
 SMFT	Round Lamp Table (Veneer Top) - 16” High	24” Diameter	2202/V	<input type="checkbox"/> <input type="checkbox"/>	<input type="checkbox"/> <input type="checkbox"/> <input type="checkbox"/> <input type="checkbox"/>	<input type="checkbox"/> <input type="checkbox"/>	35.0#	\$ 1377
 SMFT	Round Lamp Table (Veneer Top) - 22” High	24” Diameter	2204/V	<input type="checkbox"/> <input type="checkbox"/>	<input type="checkbox"/> <input type="checkbox"/> <input type="checkbox"/> <input type="checkbox"/>	<input type="checkbox"/> <input type="checkbox"/>	50.0#	\$ 1400
			A	B	C	D		

HOW TO ORDER

Indicate the following information on order form:

- Quantity of each item.
- Model number, including options. See “How To Build a Model Number”.
- Any special service required.

Note:

- The ☐ indicates that a choice is required.
- The absence of the ☐ indicates that no choice is required.
- Alpha-numeric characters in place of ☐ indicate that no other alternatives are available.

HOW TO BUILD A MODEL NUMBER

- A**Select basic model.
- B**Select base finish.
Refer to the **Product Color Options** page in this price list.
- C**Select surface finish.
Refer to the **Product Color Options** page in this price list.
- D**Select nylon glide color.

NGFN

- Flannel (Dark Grey)

NGNT

- Natural (Cream)

KENSINGTON MAPLE UPCHARGE

Kensington Maple requires extended leadtimes.
Model

2201/V	\$107
2202/V	\$141
2203/V	\$107
2204/V	\$141
2205/V	\$212
2206/V	\$107
2207/V	\$141
2208/V	\$107
2209/V	\$141
2210/V	\$278
2221/V	\$212

SPECIAL SERVICES




Special Carton Marking

With specially marked information N/C

Shipping
Ships **assembled, FOB High Point, NC 27263, freight prepaid.** Freight class 175

Specifications and prices are subject to change without prior notice.



		MODEL NUMBER						
		Basic Model	Base Finish	Surface Finish	Glide Color			
MODEL		W x D					Approx. Packaged Weight	Delivered Pricing
	Rectangle Coffee Table (Veneer Top) - 16" High	42" x 24"	2221/V	<input type="checkbox"/>	<input type="checkbox"/>	<input type="checkbox"/>	60.0#	\$ 1481
SMFT								
	Round Coffee Table (Veneer Top) - 16" High	36" Diameter	2205/V	<input type="checkbox"/>	<input type="checkbox"/>	<input type="checkbox"/>	65.0#	\$ 1679
SMFT								
	Console Table (Veneer Top) - 30" High	47" x 15"	2210/V	<input type="checkbox"/>	<input type="checkbox"/>	<input type="checkbox"/>	65.0#	\$ 2255
SMFT								
			A	B	C	D		

HOW TO ORDER

Indicate the following information on order form:

1. Quantity of each item.
2. Model number, including options. See "How To Build a Model Number".
3. Any special service required.

- The ☐ indicates that a choice is required.
- The absence of the ☐ indicates that no choice is required.
- Alpha-numeric characters in place of ☐ indicate that no other alternatives are available.

HOW TO BUILD A MODEL NUMBER

- A** Select basic model.
- B** Select base finish.
Refer to the **Product Color Options** page in this price list.
- C** Select surface finish.
Refer to the **Product Color Options** page in this price list.
- D** Select nylon glide color.
- | | |
|-------------|-----------------------|
| NGFN | - Flannel (Dark Grey) |
| NGNT | - Natural (Cream) |

KENSINGTON MAPLE UPCHARGE

Kensington Maple requires extended leadtimes.
Model

2201/V	\$107
2202/V	\$141
2203/V	\$107
2204/V	\$141
2205/V	\$212
2206/V	\$107
2207/V	\$141
2208/V	\$107
2209/V	\$141
2210/V	\$278
2221/V	\$212

SPECIAL SERVICES

Special Carton Marking





With specially marked information N/C

Shipping

**Ships assembled, FOB High Point, NC 27263,
freight prepaid. Freight class 175**

Specifications and prices are subject to change without prior notice.



			MODEL NUMBER				
MODEL		W x D	Basic Model	Base Finish	Glide Color	Approx. Packaged Weight	Delivered Pricing
	Square Club Table (Solid Surface Top) - 16” High • Solid surface color is always Corian™ glacier white.	20” x 20”	2206/S	<input type="checkbox"/> <input type="checkbox"/>	<input type="checkbox"/> <input type="checkbox"/>	30.0#	\$ 1679
SMFT							
	Square Club Table (Solid Surface Top) - 22” High • Solid surface color is always Corian™ glacier white.	20” x 20”	2208/S	<input type="checkbox"/> <input type="checkbox"/>	<input type="checkbox"/> <input type="checkbox"/>	35.0#	\$ 1713
SMFT							
	Round Club Table (Solid Surface Top) - 16” High • Solid surface color is always Corian™ glacier white.	20” Diameter	2201/S	<input type="checkbox"/> <input type="checkbox"/>	<input type="checkbox"/> <input type="checkbox"/>	30.0#	\$ 1679
SMFT							
	Round Club Table (Solid Surface Top) - 22” High • Solid surface color is always Corian™ glacier white.	20” Diameter	2203/S	<input type="checkbox"/> <input type="checkbox"/>	<input type="checkbox"/> <input type="checkbox"/>	32.0#	\$ 1713
SMFT							
			A	B	C		

HOW TO ORDER

Indicate the following information on order form:

- Quantity of each item.
- Model number, including options. See “How To Build a Model Number”.
- Any special service required.

Note:

- The ☐ indicates that a choice is required.
- The absence of the ☐ indicates that no choice is required.
- Alpha-numeric characters in place of ☐ indicate that no other alternatives are available.

HOW TO BUILD A MODEL NUMBER

- A** Select basic model.
- B** Select base finish.
Refer to the **Product Color Options** page in this price list.
- C** Select nylon glide color.
- | | |
|-------------|-----------------------|
| NGFN | - Flannel (Dark Grey) |
| NGNT | - Natural (Cream) |

SPECIAL SERVICES





Special Carton Marking

With specially marked information N/C

Shipping
Ships **assembled, FOB High Point, NC 27263, freight prepaid.** Freight class 175

Specifications and prices are subject to change without prior notice.



			MODEL NUMBER				
MODEL		W x D	Basic Model	Base Finish	Glide Color	Approx. Packaged Weight	Delivered Pricing
	Square Lamp Table (Solid Surface Top) - 16" High <ul style="list-style-type: none">Solid surface color is always Corian™ glacier white.	24" x 24"	2207/S	<input type="checkbox"/> <input type="checkbox"/>	<input type="checkbox"/> <input type="checkbox"/>	40.0#	\$ 2181
SMFT							
	Square Lamp Table (Solid Surface Top) - 22" High <ul style="list-style-type: none">Solid surface color is always Corian™ glacier white.	24" x 24"	2209/S	<input type="checkbox"/> <input type="checkbox"/>	<input type="checkbox"/> <input type="checkbox"/>	40.0#	\$ 2217
SMFT							
	Round Lamp Table (Solid Surface Top) - 16" High <ul style="list-style-type: none">Solid surface color is always Corian™ glacier white.	24" Diameter	2202/S	<input type="checkbox"/> <input type="checkbox"/>	<input type="checkbox"/> <input type="checkbox"/>	35.0#	\$ 1905
SMFT							
	Round Lamp Table (Solid Surface Top) - 22" High <ul style="list-style-type: none">Solid surface color is always Corian™ glacier white.	24" Diameter	2204/S	<input type="checkbox"/> <input type="checkbox"/>	<input type="checkbox"/> <input type="checkbox"/>	50.0#	\$ 1939
SMFT							
			A	B	C		

HOW TO ORDER

Indicate the following information on order form:

- Quantity of each item.
- Model number, including options. See "How To Build a Model Number".
- Any special service required.

Note:

- The ☐ indicates that a choice is required.
- The absence of the ☐ indicates that no choice is required.
- Alpha-numeric characters in place of ☐ indicate that no other alternatives are available.

HOW TO BUILD A MODEL NUMBER

- A** Select basic model.
- B** Select base finish.
Refer to the **Product Color Options** page in this price list.
- C** Select nylon glide color.
- | | |
|-------------|-----------------------|
| NGFN | - Flannel (Dark Grey) |
| NGNT | - Natural (Cream) |

SPECIAL SERVICES

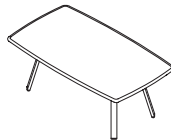

Special Carton Marking

With specially marked information N/C

Shipping
Ships **assembled, FOB High Point, NC 27263, freight prepaid.** Freight class 175

Specifications and prices are subject to change without prior notice.



		MODEL NUMBER				
		Basic Model	Base Finish	Glide Color		
MODEL	W x D				Approx. Packaged Weight	Delivered Pricing
	Rectangle Coffee Table (Solid Surface Top) - 16" High • Solid surface color is always Corian™ glacier white.	42" x 24"	2221/S	<input type="checkbox"/> <input type="checkbox"/>	<input type="checkbox"/> <input type="checkbox"/>	60.0# \$ 2746
SMFT						
	Round Coffee Table (Solid Surface Top) - 16" High • Solid surface color is always Corian™ glacier white.	36" Diameter	2205/S	<input type="checkbox"/> <input type="checkbox"/>	<input type="checkbox"/> <input type="checkbox"/>	65.0# \$ 3004
SMFT						
			A	B	C	

HOW TO ORDER

Indicate the following information on order form:

- Quantity of each item.
- Model number, including options. See “How To Build a Model Number”.
- Any special service required.

Note:

- The ☐ indicates that a choice is required.
- The absence of the ☐ indicates that no choice is required.
- Alpha-numeric characters in place of ☐ indicate that no other alternatives are available.

HOW TO BUILD A MODEL NUMBER

- A** Select basic model.
- B** Select base finish.
Refer to the **Product Color Options** page in this price list.
- C** Select nylon glide color.
- | | |
|-------------|-----------------------|
| NGFN | - Flannel (Dark Grey) |
| NGNT | - Natural (Cream) |

SPECIAL SERVICES

Special Carton Marking

With specially marked information N/C

Shipping
Ships **assembled, FOB High Point, NC 27263, freight prepaid.** Freight class 175

Specifications and prices are subject to change without prior notice.



1330 BELLEVUE STREET
GREEN BAY, WI 54302
800.424.2432 / KI.COM

KI is a trusted expert for furniture and wall systems around the globe.
USA | CANADA | MEXICO | UK | EUROPE | ASIA | MIDDLE EAST
© 2023 Krueger International, Inc. All Rights Reserved.