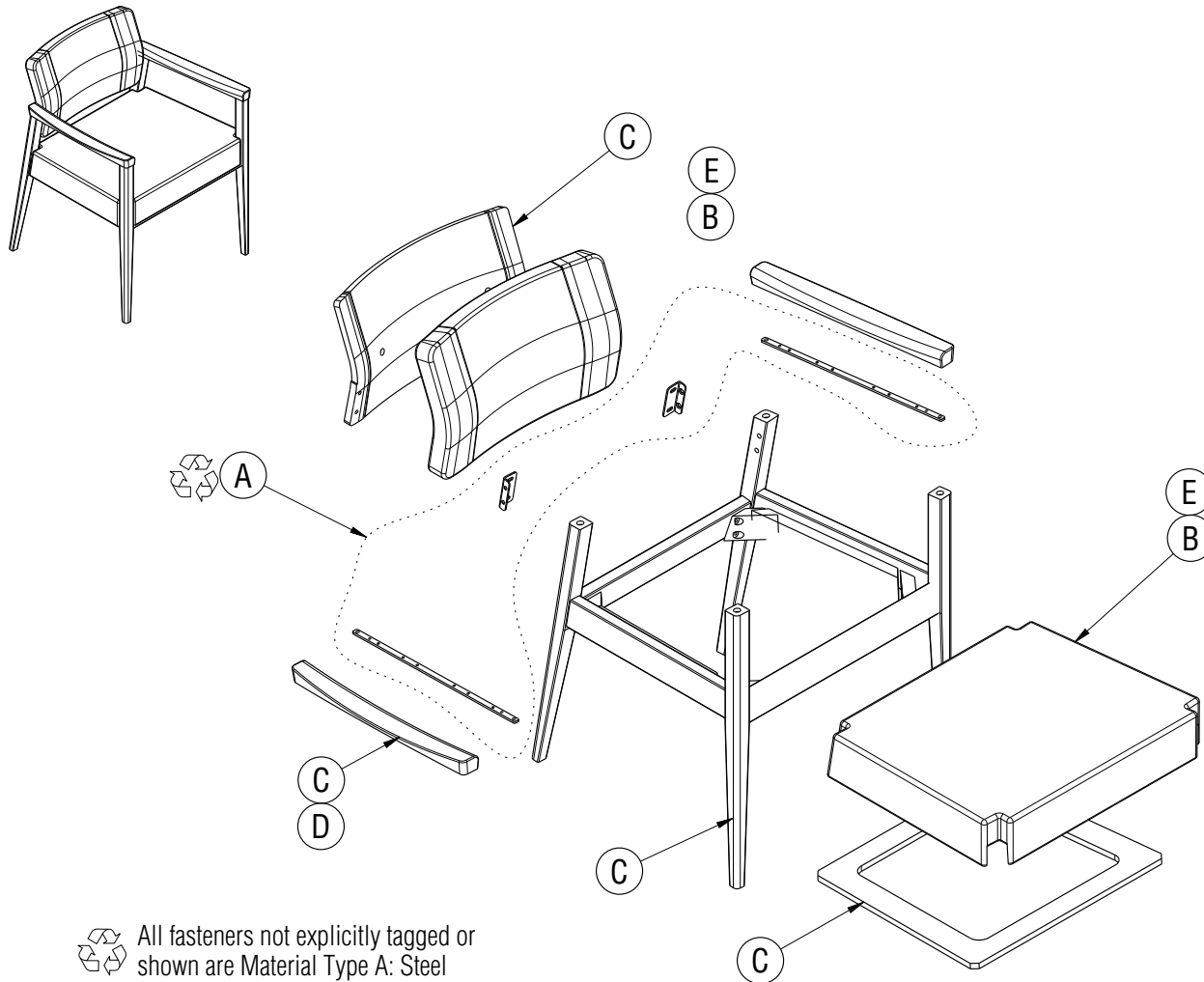


# Disassembly Instructions

Guest Seating: Aerdyn, Affina, Bantam, Soltice

Material Type:      A. Steel      B. Foam      C. Wood      D. Coated Steel      E. Fabric



All fasteners not explicitly tagged or shown are Material Type A: Steel

## Procedure:

1. Remove all hardware that attaches seat. Remove seat fabric, foam or complete seat assembly.
2. Remove any glides or pads from chair leg bottoms.
3. Remove any hardware that holds armcaps. If no hardware, strike armcap sharply upward to break any glue joints or to loosen compression dowels.
4. Cut and remove backrest fabric and scrape or remove foam from backrest board to expose fasteners to disassemble.
5. Remove any remaining metal brackets or hardware.
6. Cut and remove fabric and scrape foam from seat board.

## General Notes:

1. Disassembly time: 10-15 minutes
2. This procedure assumes basic familiarity with hand tools and furniture terminology: no specialized training is required
3. All materials removed and disassembled shall be sorted and segregated with like materials and disposed of or recycled according to recycling availability or waste acceptance
4. For items to be recycled, refer to KI's End of Life Recycling Matrix and KI's End of Life Recovery Options Matrix, available at [www.ki.com](http://www.ki.com)



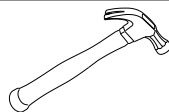
## Required Tools



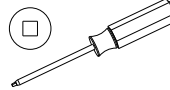
Safety Glasses



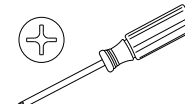
Gloves



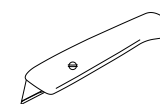
Claw Hammer



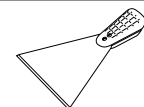
Robertson Screwdriver



Phillips Screwdriver



Utility Knife



Putty Knife