



JUBILEETM LOUNGE SEATING

PRICE LIST

EFFECTIVE APRIL 16, 2025
800.424.2432



Ordering Customer's Own Material (C.O.M.) Upholstery		
Information		2
Jubilee™		
General Information		4
Product Color Options		6
Lounge Chair		7
Loveseat		8
Replacement Seats		9

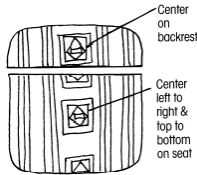


How to Specify

As a standard procedure, KI applies seating upholstery as swatched by the textile distributor. Reference distributor’s website. Upholstery that is required to be applied differently than is swatched, will need a Product Modification Request written specifying the direction the upholstery is to be applied.

Seating upholstery requiring specific positioning of intricate patterns or patterns repeats on seats and backrests, will need a Product Modification Request written including a sketch noting the specific requirements, as in Diagram A.

Diagram A



C.O.M. must be supplied in continuous yardage.

Yardage requirements listed in price list are based on plain goods 54” wide. Fabrics less than 54” wide, or those requiring matching (stripes, plaids, prints, large patterns) will require additional yardage based on the fabric used and the item ordered. Consult matrix below for additional yardage needed.

C.O.M. INCREASE MATRIX (yardage matrix is also applicable to any reservations of KI Ingrade, Pallas, or K.O.M. upholsteries).

This table is a general guide.

FABRIC REPEAT	INCREASE COM REQUIREMENT BY:
4.75" and under	0%
5" - 10.75"	12%
11" - 15.75"	18%
16" - 20.75"	25%
21" and over	40%

For upholstery fabrics that are less than 54” wide, please contact customer service for additional yardage(s) requirements. Specific models and quantities will determine final yardage amounts.

If fabric comes in on multiple rolls, one additional yard per roll needs to be added to the yardage requirement.

Leather hides must be a minimum of 50 square feet of usable material. The outer edges cannot be calculated as square feet or yardage. To determine square footage, multiply unit yardage by 18 square feet to obtain the total square footage required per unit.

For exact production yardage requirements, call 1-800-424-2432, ext. 2707.

Production

Customer’s upholstery must be approved prior to acceptance for production.

After approval, a memo swatch of the C.O.M. from the textile distributor must accompany the order. KI assumes no responsibility for wear, defects, or performance of C.O.M. or K.O.M. upholstery.

C.O.M. not received into the appropriate facility 3 weeks prior to acknowledged delivery date may go on hold. See KI C.O.M. Shipping Location listing for the correct facility address by product.

All C.O.M. must be labeled as follows:

1. Name and address
2. Your purchase order number
3. Our style number to which fabric is to be applied
4. Supplier name and fabric name, number, and color

All C.O.M. Shipments must be prepaid. Collect shipments will be refused.

Testing

When KI requires testing, actual yardage to upholster one chair may be required. The C.O.M. Specialist will confirm model and fabric testing requirements when applicable.

Approved test samples will be applied to the order or will be held for 6 months. After 6 months, the sample will no longer be applied to your order. For all product testing, send fabric samples to the manufacturing facility. See KI C.O.M. Shipping Location listing for the correct facility address by product.

All C.O.M. Shipments must be prepaid. Collect shipments will be refused.

Treated Materials

If C.O.M. requires processing such as a stain resistance treatment or acrylic backing, it may shrink. To prevent delays in delivery or back ordering due to shrinkage, please have your processor verify measurement after processing and assure adequate yardage shipped.

Split Orders

If a portion of the shipment which does not require C.O.M. application is to be processed and shipped early, KI will enter the order immediately at your request. These split shipments are subject to minimum order changes.

Excess Upholstery Material

KI will dispose of excess upholstery material at the time of shipment unless expressly requested to return it with the product shipment.

Cancelled or Changed Orders

KI assumes no responsibility for extra C.O.M. due to a change of upholstery or cancellation of an order. If it the customer’s responsibility to arrange for return of the material.

Contact the C.O.M. Specialist at 1-800-424-2432, ext. 2707, with questions or to request a split order.

C.O.M. SHIPPING LOCATION

Architectural Walls	
Evoke.....	MN
Genius.....	MN

Casegoods	
Aristotle.....	MN
Likha.....	MN

Classroom Furniture	
Cogni	GB
Intellect Wave	GB
Learn2.....	GB
Ruckus.....	GB

Desking	
700 Series	KP
Balance	MN
Genesis	MN
True	KP
Universal	MN
WorkZone	MN

Files & Storage	
700 Series.....	GB
Connection	BW
U-Series.....	GB
Tattoo.....	BW

Fixed Seating	
Concerto.....	BW
Single Pedestal	GB
Jury Base	GB
Lancaster	BW
Sequence	GB
University	GB

Panel Systems	
All Terrain.....	KP
Balance	MN
Universal	MN
Wireworks	MN
Unite.....	MN

Residence Hall Furniture	
RoomScape.....	MN

Screens	
All Terrain.....	KP
Connection Zone.....	BW
Tributaire.....	BW
True/Volition	KP
Genesis.....	KP
Tattoo.....	MN
Universal.....	BW

Seating	
600 Series.....	BW
Affina	HN
Altus	GB
Apply	GB
Calida	HN
Cascha	VT
Clamber	HN
Cogni	GB
Diem	OM
Doni	GB
Gladly	VQ
Grazie	GB
Hub	HN
Impress	OM
Impress Ultra	OM

Intellect Wave	GB
Jessa	HN
Jubilee	VQ
Katera.....	GB
Kurv Benches.....	HN
Learn2.....	GB
LimeLite.....	GB
Lyra	HN
Medical & Laboratory Stools.....	OM
MyPlace	HN
MyWay	HN
Oath	GB
Opt4	GB
Pilot	OM
Promenade.....	BW
Ruckus.....	GB
Sela	HN
Sift	GB
Signia.....	OM
Soltice Metal	HN
Soltice.....	HN
Sonrisa	HN
Strive	GB
Sway	BW
Tattoo.....	HN
Torsion-on-the-Go!	GB
Torsion Air	GB
Zeker	HN
Zoetry	HN



KI C.O.M. Manufacturing Site Addresses:

BW KI Bonduel Attn: COM Storage 204 West South St. Bonduel, WI 54107	HN KI High Point Attn: COM Storage 217 Feld Avenue High Point, NC 27263	MN KI Manitowoc Attn: COM Storage 1400 S. 41st St. Manitowoc, WI 54220	VQ KI Attn: COM Fabrics 6892 Marlin Circle La Palma, CA 90623
GB KI Green Bay Attn: COM Storage 1687 Westminster Drive - Gate 3 Green Bay, WI 54302	KP KI Pembroke Attn: COM Storage 1000 Olympic Dr. Pembroke, Ontario K8A6X7	OM KI Attn: COM Storage 1110 S. Mildred Ave. Ontario, CA 91761	VT KI Attn: COM Storage 2803 South Taylor Drive Sheboygan, WI 53081



Jubilee Lounge Chair
(JL271/NC and JL271/FC)



Jubilee Loveseat
(JL272/NC and JL272/FC)

General Dimensions		
Width	31.5"	54"
Depth	27"	27"
Height	31.5"	31.5"
Overall Dimensions		
Seat Width	22.5"	46"
Seat Depth	18"	18"
Seat Height	18"	18"

TECHNICAL SPECIFICATIONS

Interior Frame Construction

Interior frame and arms are constructed of ³/₄" thick, engineered hardwood. All inner frame components are CNC-machined (computer numerical control) to maintain accuracy of part dimensions and also to ensure that all connection joints are engineered to interlink with the other hardwood components. All joints are glued with poly vinyl acetate adhesive and further secured with ¹/₄" adhesive staples and 3" long # 10 wood screws. The corner sections of the frame are reinforced with corner braces that are glued and screwed into position.

Seat Construction

The seat utilizes upholstery springs that are affixed to the seat's machined-frame. A decking material is stapled over the springs to provide a barrier between the foam cushion and the structural components. The seat cushion is 5" thick high resilient (HR-36) and comprised of a 2.1 lb density, high-resilient polyurethane foam.

Back Construction

The inside back of the lounge unit utilizes upholstery straps that provide the contour of the inside back as well as supporting product comfort. Straps are covered with a webbing which allows separation from the foam cushion. The back foam is 2" thick high-resilient (180-24) polyurethane and comprised of 1.88 lb weight density that is shaped to the contour of the frame.

The outside portion of the unit utilizes the same webbing to maintain a smooth consistent shape around the perimeter. A 2" thick piece of polyurethane foam is glued to the webbing to form the padded interior.

Upholstery

Upholstery is available in non-contrasting or contrasting options on all models. When contrasting is chosen, the contrasting fabric will be applied to the seat cushion(s) as standard. A variety of KI In-Grades, Pallas, and COM/KOM materials have been approved for use on the Jubilee product line.

Legs

Legs are custom fabricated steel and are affixed to the plywood frame with hardened bolts (2 per leg) and threaded inserts. Steel legs are available in chrome, or a variety of KI standard paint colors.

Glides

All glides are adjustable with ¹/₂" of adjustment. Glides can be selected in plastic, non-skid, or felt. The hardness of plastic glides with high-density polyethylene glide surface is 90-95 durometer, while the hardness of the non-skid, PVC glide surface is 85 durometer. Reference Jubilee Lounge Seating - Glide Selection Guidelines (KI-PG-000027) for information on glide selection.

Electrical System Options

Byrne Mini-Tap® Power Module with 3-Prong Plug

Gladly lounge seating can be configured with optional Byrne Mini-Tap® power modules with 3-prong plug (a self-contained, UL listed single relocatable power tap). One 15-amp, 125 volt AC simplex receptacle, one 2.1-amp, 5 volt DC USB Type A connector port, and one 2.1-amp, 5 volt DC USB Type C connector port (2.0 and 3.0 compatible, no data), provide connection for device charging or direct AC power. Byrne Mini-Tap power module is standard with 72" long, 14 AWG, 15-amp NEMA rated 3-conductor SJT cord with a three-prong grounded plug. Power modules available in black or white. Cord is black.

One Byrne Mini-Tap® power module with 3-prong plug is available per model, and may be configurable for front power outlets. Power is routed at the back of the lounge unit with plastic cord managers that mount directly into the wooden frame.

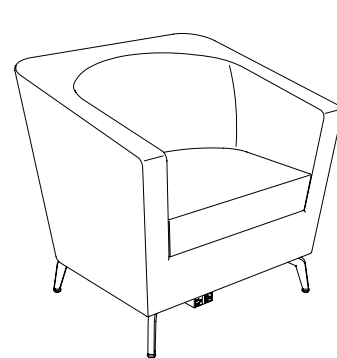
Compliance

This product has been tested according to the Business & Institutional Furniture Manufacturers Association (BIFMA) voluntary standards known as ANSI/BIFMA X5.4-2020 for Public and Lounge Seating, meeting or exceeding all applicable testing requirements of the standard.


This product meets third party certification for Indoor Air Quality as certified by SCS Global Services. The product meets all qualifications for Indoor Advantage Gold, the highest standard which conforms to the ANSI/BIFMA Furniture Emissions Standard (M7.1/X7.1-2011 R2016) and ANSI/BIFMA e3-2019 (Credits 7.6.1, 7.6.2) for seating parameters.

STATEMENT OF LINE

Jubilee Lounge Seating



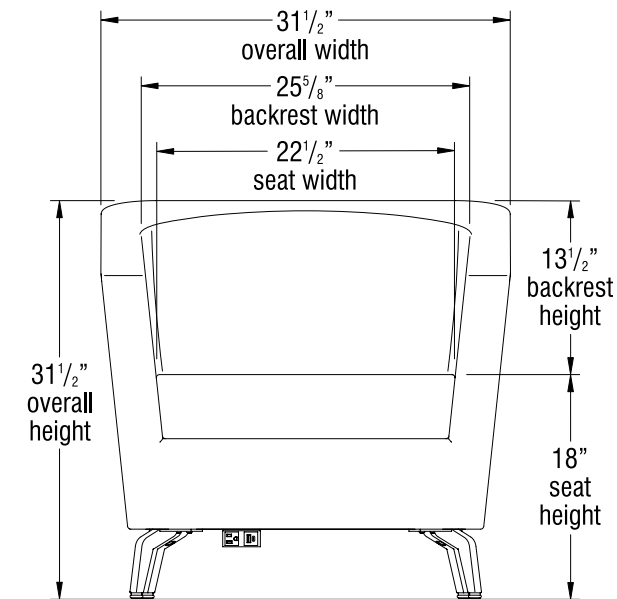
Lounge Chair
JL271



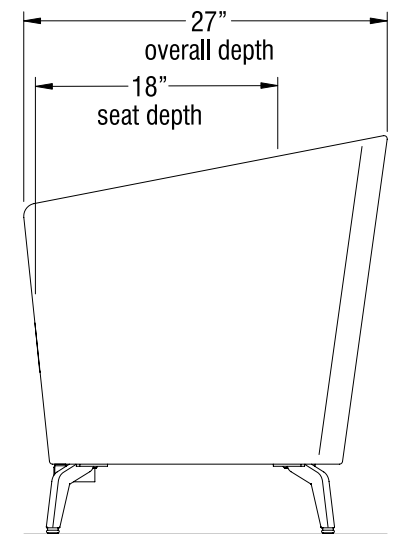
Loveseat
JL272

DIMENSIONS

Jubilee Lounge Chair

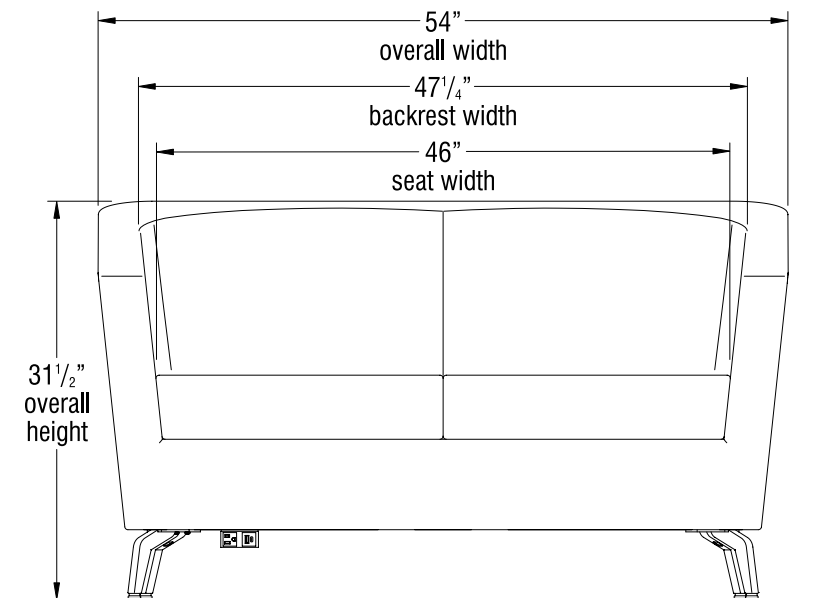


(front view)

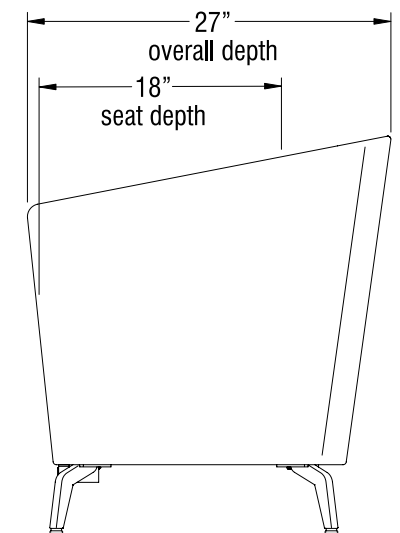


(side view)

Jubilee Loveseat



(front view)



(side view)



Metal Leg Finish Color

Black	BL
Chrome	CH
Cottonwood	CO
Starlight Silver Metallic	SX

Finish Cards

View color swatches for items listed within this document.

Paints

Wood/Veneer

Molded Edges

Hard Plastics

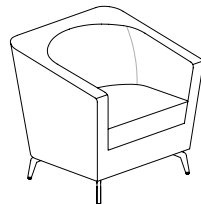

Plastics/Poly

Laminates

Edge Styles

Glass

Certain options referenced may not be available on GSA Schedule.

			MODEL NUMBER																					
			Basic Model	Fire Code	Non-Contrast or Fabric Contrast 1	Fabric Contrast 2	Power Option	Glide Option	Leg Finish															
MODEL			Features							Approx. Packaged Weight	Grade C.O.M.	Grade C	Grade D	Grade E & C.O.L.	Grade F	Grade G	Grade H	Grade I	Grade J	Grade K	Grade L Leather	Grade M Leather		
	Jubilee Lounge Chair, Non-contrast		Non-contrast	JL271/NC	NFR	<input type="checkbox"/> <input type="checkbox"/>		<input type="checkbox"/> <input type="checkbox"/>	<input type="checkbox"/> <input type="checkbox"/> <input type="checkbox"/>	<input type="checkbox"/> <input type="checkbox"/>	63.0#	\$ 2305	\$ 2511	\$ 2564	\$ 2629	\$ 2672	\$ 2759	\$ 2845	\$ 2967	\$ 3169	\$ 3386	\$ 3602	\$ 4034	
	<ul style="list-style-type: none">Fully upholsteredModerate footprintSteel legsAll glide types are adjustable 1/2"Field replaceable seatNon-contrast COM: 4.5 yds																							
	Overall dimensions:																							
	<ul style="list-style-type: none">W=31.5" D=27" H=31.5"																							
	Seat dimension:																							
	<ul style="list-style-type: none">W=22.5" D=18" H=18"																							
JL27																								
	Jubilee Lounge Chair, Contrast		Contrast	JL271/FC	NFR	<input type="checkbox"/> <input type="checkbox"/>	<input type="checkbox"/> <input type="checkbox"/> <input type="checkbox"/> <input type="checkbox"/>	<input type="checkbox"/> <input type="checkbox"/>	<input type="checkbox"/> <input type="checkbox"/> <input type="checkbox"/>	<input type="checkbox"/> <input type="checkbox"/>	63.0#	\$ 2460	\$ 2669	\$ 2725	\$ 2791	\$ 2835	\$ 2924	\$ 3012	\$ 3138	\$ 3344	\$ 3566	\$ 3788	\$ 4230	
	<ul style="list-style-type: none">Fully upholsteredModerate footprintSteel legsAll glide types are adjustable 1/2"Field replaceable seatContrasting fabric featured on seatFabric contrast 1 (back/arm/base) COM: 3.5 ydsFabric contrast 2 (seat) COM: 1 yd																							
	Overall dimensions:																							
	<ul style="list-style-type: none">W=31.5" D=27" H=31.5"																							
	Seat dimension:																							
	<ul style="list-style-type: none">W=22.5" D=18" H=18"																							
JL27																								
			A	B	C	D	E	F	G															

HOW TO ORDER

Indicate the following information on order form:

- Quantity of each item.
- Model number, including options. See “How To Build a Model Number”.
- Any special service required.

Note:

- The ☐ indicates that a choice is required.
- The absence of the ☐ indicates that no choice is required.
- Alpha-numeric characters in place of ☐ indicate that no other alternatives are available.

HOW TO BUILD A MODEL NUMBER

- A**Select basic model.
- B**Select fire code.

NFR- Compliance to TB 117-2013
- C**Select non-contrast or fabric contrast 1.

Refer to [ki.com/fabrics](#)
- D**Select fabric contrast 2.

Refer to [ki.com/fabrics](#)
- E**Select power option and color.

MPB- Black power module; add \$438

NP- No power

MPW- White Power Module; add \$438

Note: power module is located on left (when facing product), under seat, as standard
- F**Select glide type.

GFT- Felt glides; add \$22

GND- Non-skid glides; add \$22

GPL- Plastic glides

GSelect leg finish color.
Refer to the **Product Color Options** page in this price list.

SPECIAL SERVICES

Special Carton Marking


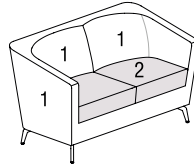
With specially marked informationN/C

Shipping

Ships **assembled, FOB La Palma, CA 90623, freight prepaid.** Freight class 175.

Specifications and prices are subject to change without prior notice.



			MODEL NUMBER																			
			Basic Model	Fire Code	Non-Contrast or Fabric Contrast 1	Fabric Contrast 2	Power Option	Glide Option	Leg Finish													
MODEL			Features							Approx. Packaged Weight	Grade C.O.M.	Grade C	Grade D	Grade E & C.O.L.	Grade F	Grade G	Grade H	Grade I	Grade J	Grade K	Grade L Leather	Grade M Leather
	Jubilee Loveseat, Non-contrast <ul style="list-style-type: none">Fully upholstered2-seat unitSteel legsAll glide types are adjustable 1/2"Field replaceable seatsNon-contrast COM: 6.25 yds Overall dimensions: <ul style="list-style-type: none">W=54" D=27" H=31.5" Seat dimension: <ul style="list-style-type: none">W=46" D=18" H=18"	Non-contrast	JL272/NC	NFR	<input type="checkbox"/> <input type="checkbox"/>		<input type="checkbox"/> <input type="checkbox"/>	<input type="checkbox"/> <input type="checkbox"/> <input type="checkbox"/>	<input type="checkbox"/> <input type="checkbox"/>	98.0#	\$ 3300	\$ 3601	\$ 3679	\$ 3775	\$ 3838	\$ 3965	\$ 4092	\$ 4271	\$ 4568	\$ 4884	\$ 5203	\$ 5837
JL27																						
	Jubilee Loveseat, Contrast <ul style="list-style-type: none">Fully upholstered2-seat unitSteel legsAll glide types are adjustable 1/2"Field replaceable seatsContrasting fabric featured on seatsFabric contrast 1 (back/arm/base) COM: 4.5 ydsFabric contrast 2 (seat) COM: 1.75 yds Overall dimensions: <ul style="list-style-type: none">W=54" D=27" H=31.5" Seat dimension: <ul style="list-style-type: none">W=46" D=18" H=18"	Contrast	JL272/FC	NFR	<input type="checkbox"/> <input type="checkbox"/>	<input type="checkbox"/> <input type="checkbox"/> <input type="checkbox"/> <input type="checkbox"/>	<input type="checkbox"/> <input type="checkbox"/>	<input type="checkbox"/> <input type="checkbox"/> <input type="checkbox"/>	<input type="checkbox"/> <input type="checkbox"/>	98.0#	\$ 3436	\$ 3737	\$ 3817	\$ 3912	\$ 3975	\$ 4102	\$ 4229	\$ 4409	\$ 4705	\$ 5023	\$ 5339	\$ 5973
JL27																						
			A	B	C	D	E	F	G													

HOW TO ORDER

Indicate the following information on order form:

- Quantity of each item.
- Model number, including options. See "How To Build a Model Number".
- Any special service required.

Note:

- The ☐ indicates that a choice is required.
- The absence of the ☐ indicates that no choice is required.
- Alpha-numeric characters in place of ☐ indicate that no other alternatives are available.

HOW TO BUILD A MODEL NUMBER

- A**Select basic model.
- B**Select fire code.

NFR - Compliance to TB 117-2013
- C**Select non-contrast or fabric contrast 1.

Refer to [ki.com/fabrics](#)
- D**Select fabric contrast 2.

Refer to [ki.com/fabrics](#)
- E**Select power option and color.

MPB - Black power module; add \$438

NP - No power

MPW - White Power Module; add \$438

Note: power module is located on left (when facing product), under seat, as standard
- F**Select glide type.

GFT - Felt glides; add \$22

GND - Non-skid glides; add \$22

GPL - Plastic glides

GSelect leg finish color.
Refer to the **Product Color Options** page in this price list.

SPECIAL SERVICES

Special Carton Marking

With specially marked information N/C

Shipping
Ships **assembled, FOB La Palma, CA 90623, freight prepaid.** Freight class 175.

Specifications and prices are subject to change without prior notice.



		MODEL NUMBER																
		Basic Model	Fire Code	Fabric	Approx. Packaged Weight	Grade C.O.M.	Grade C		Grade D	Grade E & C.O.L.	Grade F	Grade G	Grade H	Grade I	Grade J	Grade K	Grade L Leather	Grade M Leather
JL27R	Jubilee Lounge Chair Replacement Seat	JLST	NFR	□□□□	15.0#	\$ 618	\$ 669		\$ 682	\$ 697	\$ 708	\$ 728	\$ 750	\$ 780	\$ 829	\$ 882	\$ 934	\$ 1040
	• Field Replaceable																	
	• Basic Tools Required																	
	• COM: 1 yd																	
JL27R	Jubilee Loveseat Replacement Seat	JLSTL	NFR	□□□□	15.0#	\$ 618	\$ 669		\$ 682	\$ 697	\$ 708	\$ 728	\$ 750	\$ 780	\$ 829	\$ 882	\$ 934	\$ 1040
	• Field Replaceable																	
	• Basic Tools Required	JLSTR	NFR	□□□□	15.0#	618	669		682	697	708	728	750	780	829	882	934	1040
	• COM: 1 yd																	
	• Left or Right designation when standing in front and facing product																	

A

B

C

HOW TO ORDER

Indicate the following information on order form:

- Quantity of each item.
- Model number, including options. See “How To Build a Model Number”.
- Any special service required.

Note:

- The □ indicates that a choice is required.
- The absence of the □ indicates that no choice is required.
- Alpha-numeric characters in place of □ indicate that no other alternatives are available.

HOW TO BUILD A MODEL NUMBER

- A**Select basic model.
- B**Select fire code.
NFR - Compliance to TB 117-2013
- C**Select fabric.
Refer to [ki.com/fabrics](#)

SPECIAL SERVICES

Special Carton Marking

With specially marked information N/C

Shipping
Ships **assembled, FOB La Palma, CA 90623, freight prepaid.** Freight class 175.

Specifications and prices are subject to change without prior notice.



1330 BELLEVUE STREET
GREEN BAY, WI 54302
800.424.2432 / KI.COM

KI is a trusted expert for furniture and wall systems around the globe.
USA | CANADA | MEXICO | UK | EUROPE | ASIA | MIDDLE EAST
© 2023 Krueger International, Inc. All Rights Reserved.