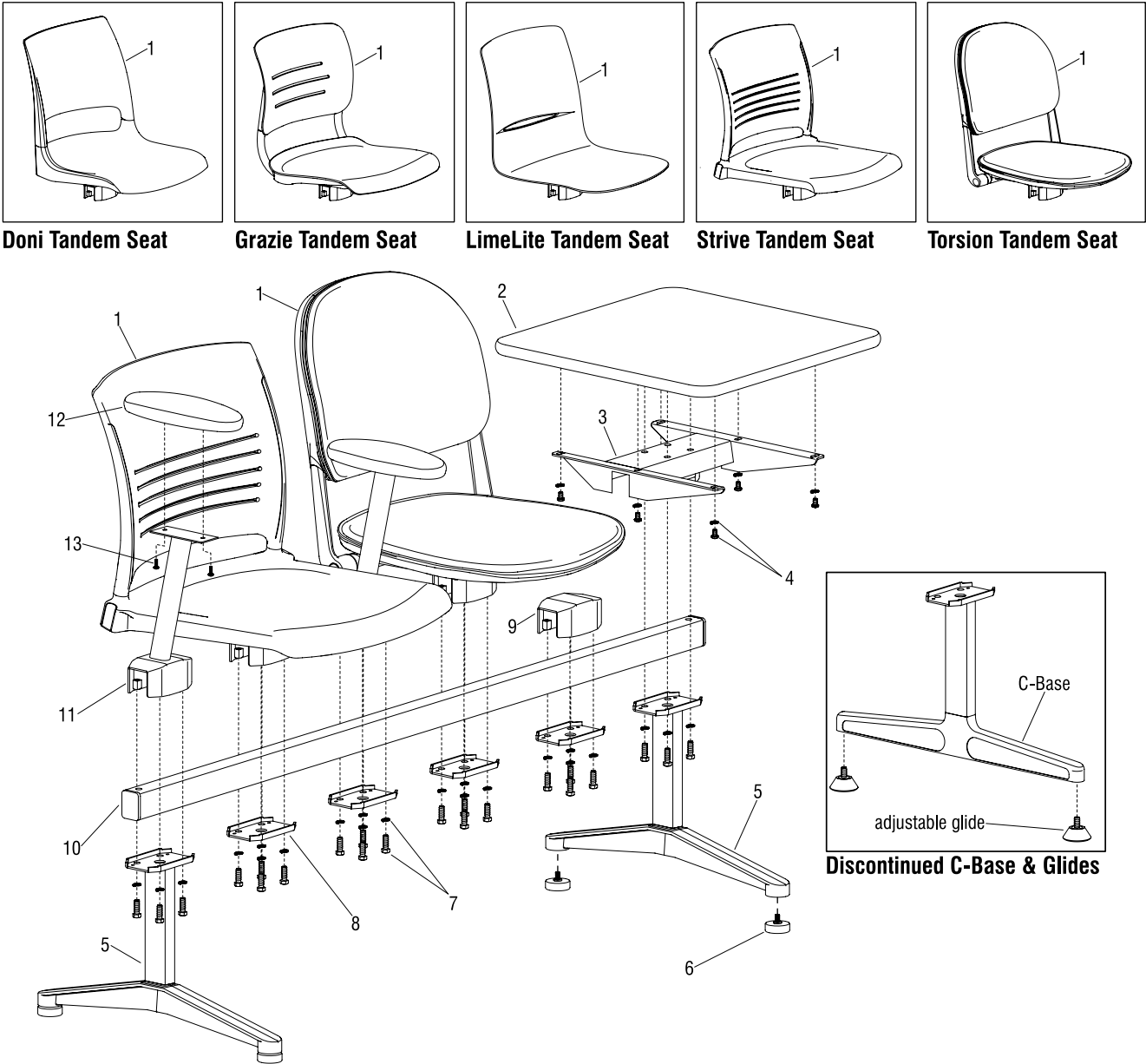


September 2023

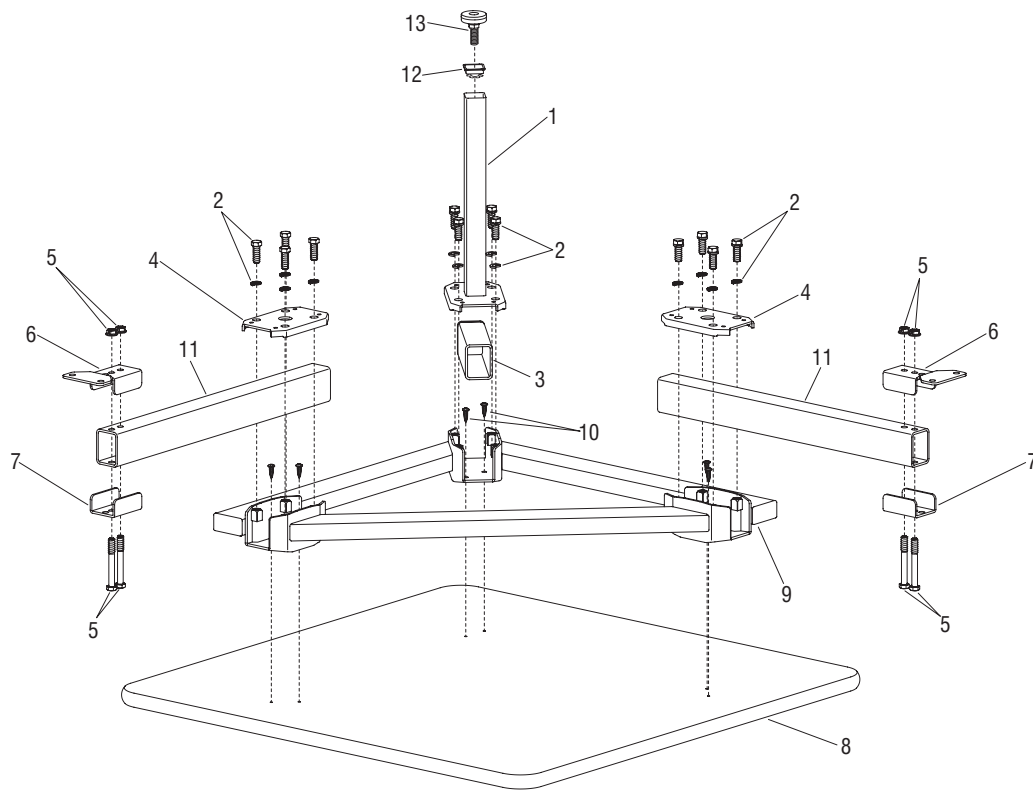


**■ Tandem Seating - In-Line Assembly**  
 Parts Diagram



.XX = Select Color

Item	Part Number	Item Description	Item	Part Number	Item Description
1	See page 6	Chair Assembly, Doni	10	87.5207.XX	Beam, 17" Length
	See page 7	Chair Assembly, Grazie		87.5208.XX	Beam, 28" Length
	See page 8	Chair Assembly, LimeLite		87.5201.XX	Beam, 44" Length
	See page 9	Chair Assembly, Strive		87.5209.XX	Beam, 50" Length
	See page 10	Chair Assembly, Torsion		87.5210.XX	Beam, 58" Length
2	Contact KI	Top, In-Line Table		87.5223.XX	Beam, 61" Length
3	87.5310.XX	Spider, In-Line Table		87.5202.XX	Beam, 66" Length
4	13.0207.X	Screw, 1/4-20 x 1/2" Phillips Head (includes lock washer)		87.5186.XX	Beam, 69" Length
5	46.4323.XX.P	D-Base with Glides		87.5189.XX	Beam, 72" Length
6	10.0027.X	Adjustable Glide, D-Base		87.5219.XX	Beam, 80" Length
7	13.0100	Kit, Hardware		87.5224.XX	Beam, 91" Length
		(5/16-18 x 1" hex head bolt & lock washer)		87.5220.XX	Beam, 94" Length
8	87.5010.XX.P	Plate, Yoke		87.5222.XX	Beam, 102" Length
			11	45.0092.XX.X	Weldment, Arm
			12	06.0814.XX.X	Assembly, Arm Pad
			13	12.0241.X	Screw, Arm Pad

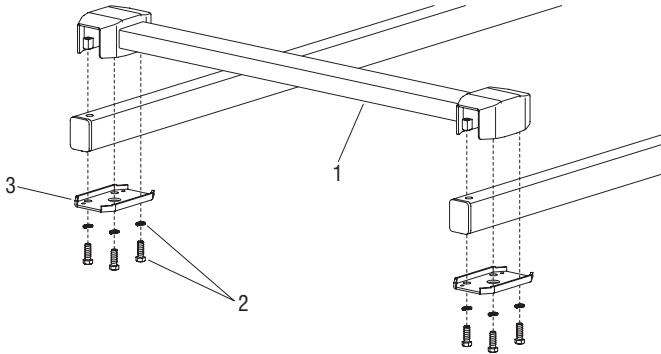


.XX = Select Color

Item	Part Number	Item Description
1	87.6820.XX.X	Leg, Corner Table
2	13.0100	Kit, Hardware ( $\frac{5}{16}$ -18 x 1" hex head bolt & lock washer)
3	87.6819.XX.X	Spacer, Corner Table
4	87.5010.XX.P	Plate, Yoke
5	13.1094.X	Kit, Hardware ( $\frac{5}{16}$ -18 x 2 $\frac{3}{4}$ " hex head bolt & hex nut) (Includes Hex Nut)
6	46.4287.XX.X	Bottom Bracket, Beam Joint
7	46.4288.XX.X	Top Bracket, Beam Joint
8	Contact KI	Top, Corner Table
9	87.6815.XX.P	Frame, Corner Table Assembly
10	13.0310.X	Kit, Hardware (six #10 x $\frac{3}{4}$ " Phillips screws)
11	46.4286.XX.X	Beam, Corner Table
12	10.0210.X	Threaded Insert, $\frac{3}{8}$ -16 x 1 $\frac{1}{8}$ " Square Glide
13	10.0205.X	Glide, $\frac{3}{8}$ -16 x 3 $\frac{1}{2}$ " Threaded Stem

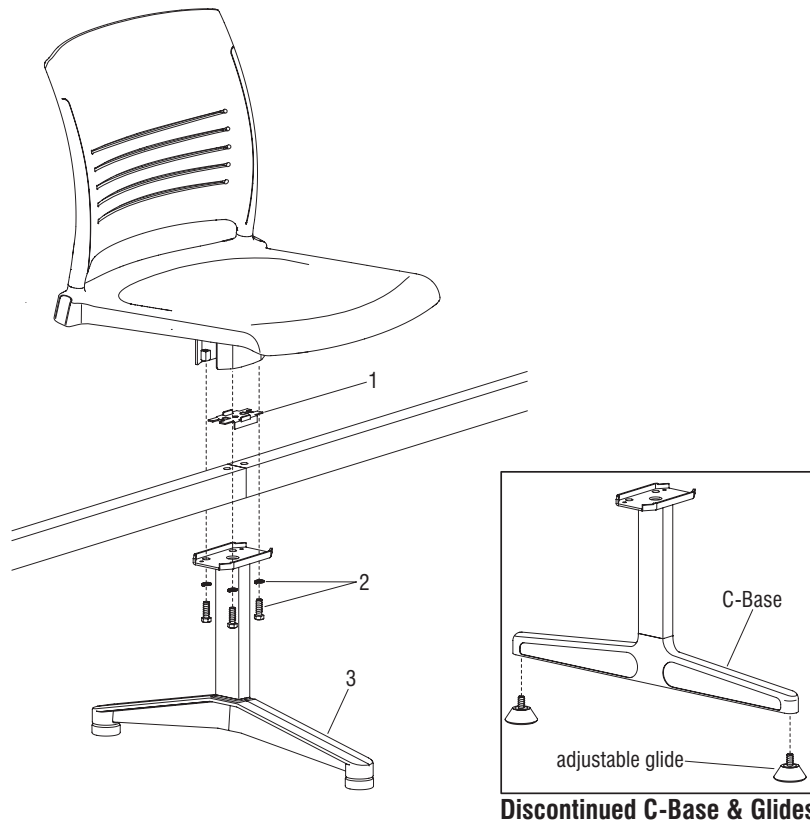
■ Tandem Seating - Back-To-Back Ganging

Parts Diagram



.XX = Select Color

Item	Part Number	Item Description
1	87.5325.XX	Ganging Bar, Back-to-back
2	13.0100	Kit, Hardware ( <sup>5</sup> / <sub>16</sub> -18 x 1" hex head bolt & lock washer)
3	87.5010.XX.P	Plate, Yoke



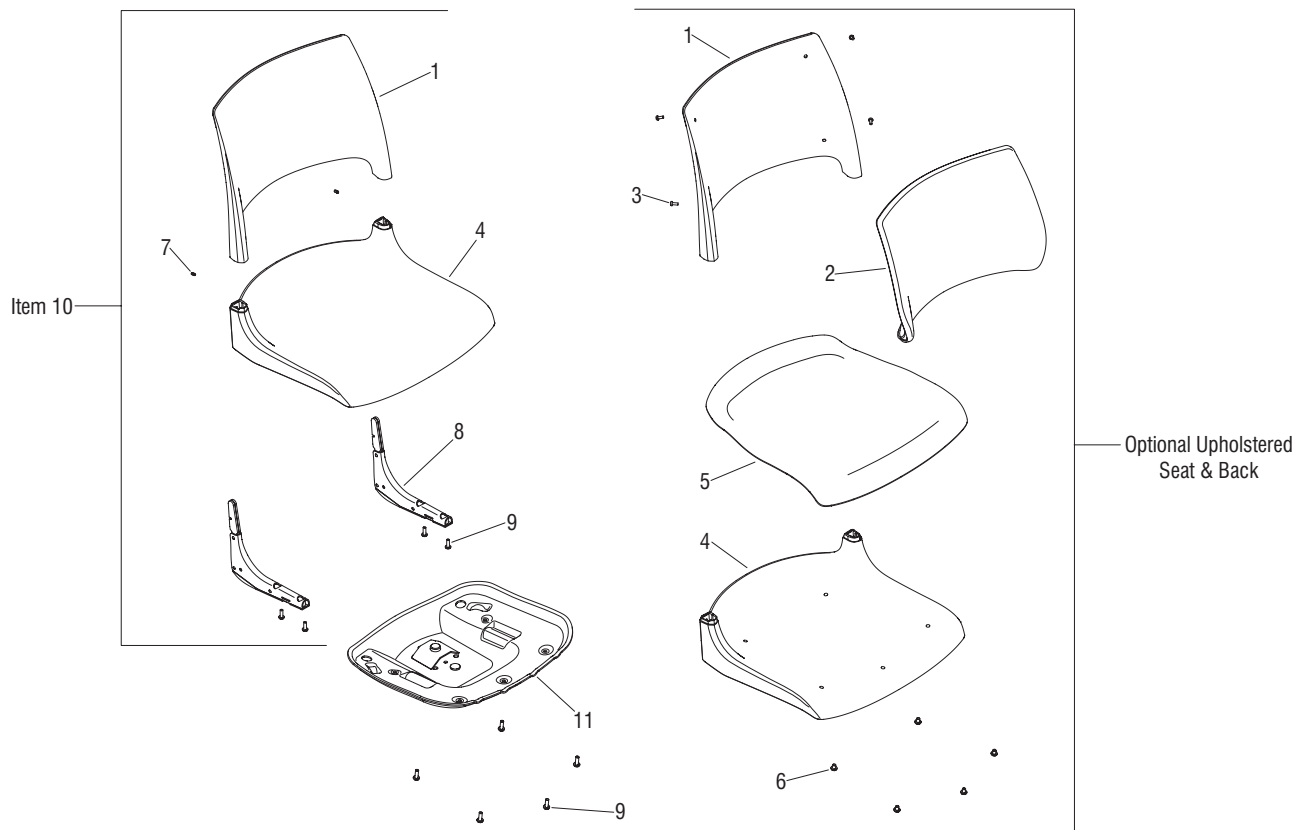
**Discontinued C-Base & Glides**

.XX = Select Color

Item	Part Number	Item Description
1	66.7025.BL.P	Plate, Ganging
2	13.0100	Kit, Hardware ( <sup>5</sup> / <sub>16</sub> -18 x 1" hex head bolt & lock washer)
3	46.4323.XX.P	D-Base with Glides

## ■ Tandem Seating - Doni Chairs

### Parts Diagram



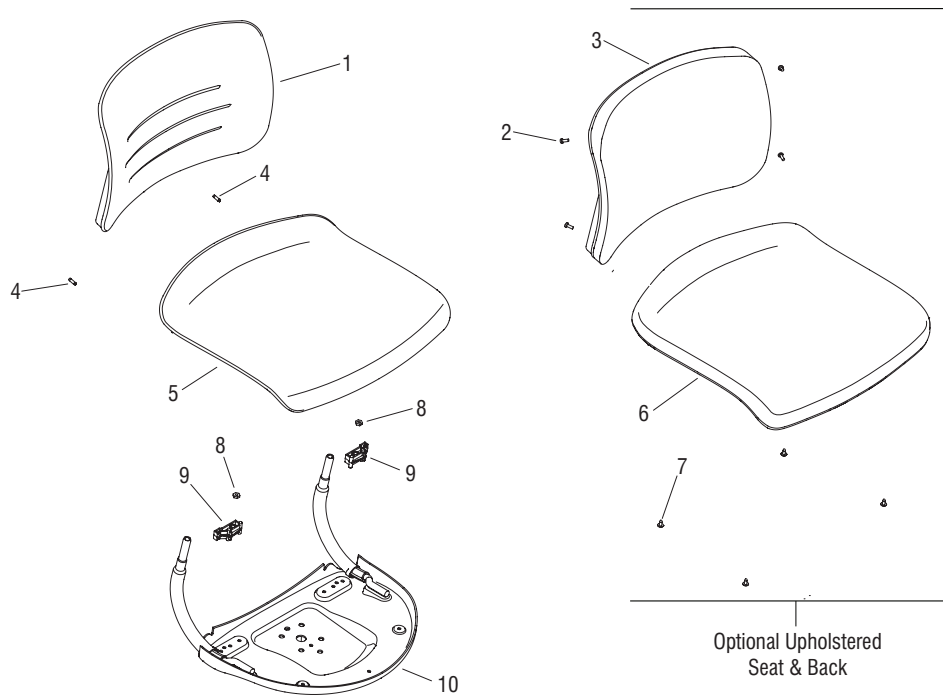
### Doni Tandem Seat Assembly

.XX = Select Color

Item 1 does not include Item 7 hardware.

Item 10 includes: Items 1, 4, 7, 8, & 9. When Item 9 is included in Item 10 assembly, a quantity of four will be shipped installed, and a quantity of eight will be shipped KD (knocked down) for the seat support. This is to accommodate the different Doni models.

Item	Part Number	Item Description	Req Qty
1	4206.XX.X	Backrest, Solid Poly Color (poly back only)	1
	4206.U.XX.X	Backrest, Solid Poly Color w/ Holes (upholstered back only)	1
	4201.OXX.IXX.X	Backrest, Two-Tone Poly Color (poly back only)	1
2	DNRBC	Cushion, Backrest (upholstered back only) (item 3 included)	1
3	12.0110.XX.X	Screw, 10-24 x 1/2" PTH (upholstered back only)	4
4	4205.XX.X	Seat, Solid Poly Color (poly seat only)	1
	4205.U.XX.X	Seat, Solid Poly Color w/ Holes (upholstered seat only)	1
	4200.OXX.IXX.X	Seat, Two-Tone Poly Color (poly seat only)	1
	4200.U.OXX.IXXX	Seat, Two-Tone Poly Color w/ Holes (upholstered seat only)	1
5	DNRSC	Cushion, Seat (upholstered seat only) Doni (item 6 included)	1
6	12.0511.X	Screw, #10-16 x 5/8" (upholstered seat only)	5
7	46.4230.X	Set Screw, M5 x 0.8 x 10 Hex Socket (2.5mm hex)	2
8	46.4202.X	Assembly, Backrest Support Mechanism	2
9	12.0011.X	Screw, M6 x 18 PPH BosScrew	9
10	4225.XX	Assembly, Seat & Back, Solid Poly Color (see note)	1
	4225.U.XX	Assembly, Seat & Back, Solid Poly Color, Uph. Seat (see note)	1
	4225.B.XX	Assembly, Seat & Back, Solid Poly Color, Uph. Seat & Back (see note)	1
	4225.OXX.IXX	Assembly, Seat & Back, Two-Tone Poly Color (see note)	1
	4225.U.OXX.IXX	Assembly, Seat & Back, Two-Tone Poly Color, Uph. Seat (see note)	1
11	87.0510.XX.X	Weldment, Doni Seat Support	1

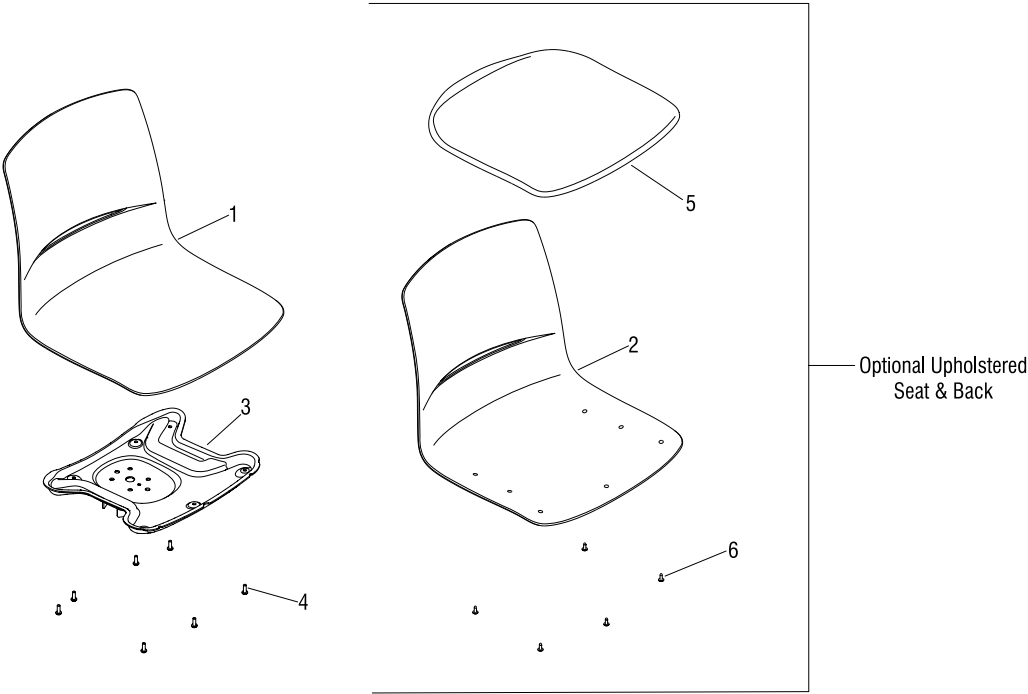


### Grazie Tandem Seat Assembly

.XX = Select Color

Item	Part Number	Item Description	Req Qty
1	46.5394.XX.X	Backrest, Chair with Liner	1
2	12.0110.XX.X	Screw, #10-24 x 1/2" PTH	4
3	GRBC	Upholstered Back, Grazie	1
4	PC.12.5055.X	Set-Screw, 5 x .80 x 14 Screw, Self Tap	2
5	46.5392.XX.X	Seat, Chair	1
6	GRSC	Upholstered Seat Grazie	1
7	12.0055.CZ.X	Screw, #10-16 x 1/2" PTH Type AB T/F ZC	4
8	32.12.7011.X	Lock Nut, #10-24	2
9	53.0212.X	Assembly, Pedestal Chair Spring Preload Retainer	2
10	GZRF	Assembly, Pedestal No Arm Chair Base Plate	1

■ Tandem Seating - LimeLite Chairs  
Parts Diagram

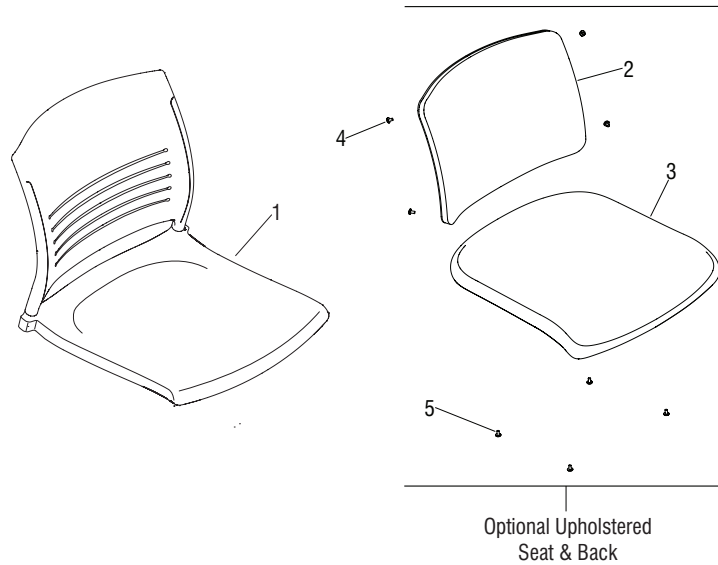


**LimeLite Tandem Seat Assembly**

.XX = Select Color

Item	Part Number	Item Description	Req Qty
1	46.6401.XX.X	Shell, Poly Seat and Back One Piece	1
2	46.6401.U.XX.X	Shell, Uph. Seat and Poly Back One Piece	1
3	LLRF	Assembly, LimeLite Seat Support	1
4	12.0011.X	Screw, M6 x 18mm Phillips Pan Head BosScrew	7
5	LLRSC	Seat, Upholstered	1
6	12.0511	Screw, #10-16 x 5/8" Phillips Truss Head	5





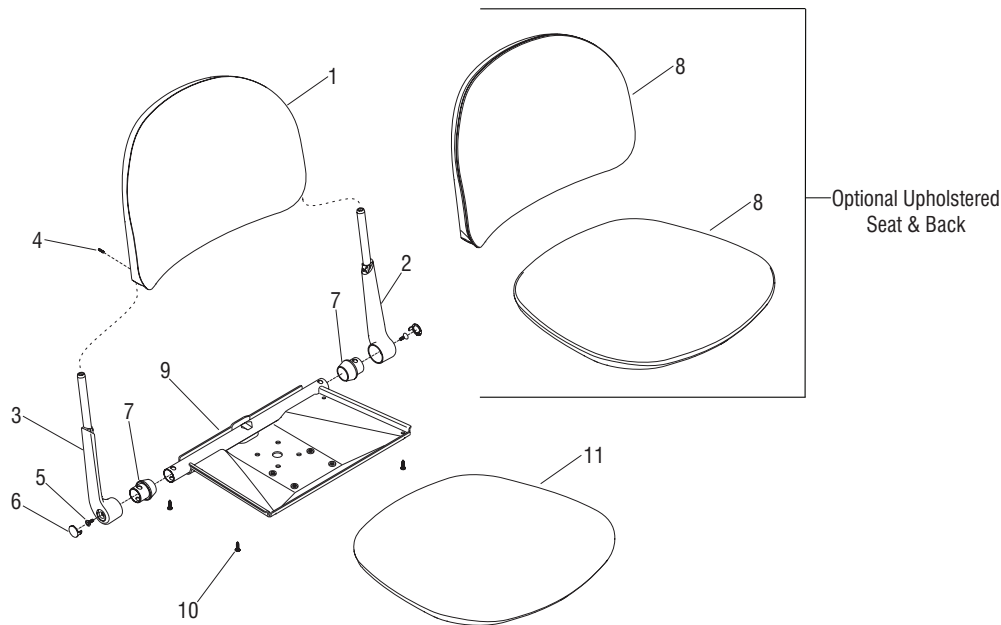
### Strive Tandem Seat Assembly

.XX = Select Color

Item	Part Number	Item Description	Req Qty
1	SRFP	Replacement Seat & Back, Poly Strive	1
	SRFU	Replacement Seat & Back, Upholstered Seat Strive	1
	SRFB	Replacement Seat & Back, Upholstered Seat & Back	1
2	STRBC	Assembly, Upholstered Backrest Cushion	1
3	STRRC	Assembly, Upholstered Seat Cushion	1
4	12.0055.CZ.X	Screw, #10-16 x 1/2" Type AB T/F BLK ZC	4
5	12.0111.XX.X	Screw, #10-24 x 3/8" PTH M/S ZC w/ PATCH	4

Tandem Seating - Torsion Chairs

Parts Diagram



Torsion Tandem Seat Assembly

.XX = Select Color

Item	Part Number	Item Description	Req Qty
1	46.5499.XX.X	Back, Torsion Poly	1
2	85.8752.L.XX.X	Back Support, Left-Hand	1
3	85.8752.R.XX.X	Back Support, Right-Hand	1
4	PC.12.5055.X	Set Screw, M5 x .8 x 17 mm	2
5	PC.12.5090.X	Screw, Back Support M6 x 1 x 18 mm	2
6	PT.06.6012.XX.X	Back Support Cap	2
7	46.2514.XX.X	Bushing, Torsion	2
8	PTRC	Complete Seat & Back, Torsion Poly with Upholstered Cushion	1
9	TORPF	Assembly, Torsion Seat Pan with Uprights (Includes Items 3, 5, 6 & 7)	1
10	12.0011.X	Screw, M6 x 18 PPH BosScrew	4
11	46.5500.XX.X	Seat, Torsion Poly	1

KI  
1330 Bellevue Street  
Green Bay, Wisconsin 54302  
1-800-424-2432  
[www.ki.com](http://www.ki.com)

KI is a registered trademark  
of Krueger International, Inc.

© 2023 Krueger International, Inc.  
All Rights Reserved  
Code KI-PD-000035R4/KI/PDF/0923

