

# PRODUCT SPECIFICATIONS

## Katera™ XL Bariatric Chairs

October 2022

### TECHNICAL SPECIFICATIONS

#### Frame

Legs of 1" O.D. x 16-gauge high-strength tubular steel. The "kick back" rear legs increase structural integrity and add to stability. Side members and cross tube members are constructed of 1" O.D. x 14-gauge tubular steel. 11-gauge steel gussets are located on the front legs to increase strength and rigidity. All joints are manually welded. Formed 11-gauge steel brackets welded to the rear legs are used to support the backrest.

#### Tube End Caps (armless chair)

End caps are made of molded plastic. The end cap will match the frame color. With chrome, the end cap will be black.

#### Floor Glides

Available in chrome-plated steel or monochromatic plastic for standard four leg. (Black plastic on chrome frames).

#### Upholstered Seat

Seat is flat, 5-ply,  $1\frac{5}{32}$ " thick, radiate Pine plywood (AraucoPly® or similar) fastened to the frame with four screws through T-nuts embedded in the wood seat. A  $2\frac{1}{2}$ " thick urethane foam cushion is glued to the seat.

#### Upholstered Backrest

Backrest is constructed from  $\frac{1}{2}$ " thick plywood with 1" thick urethane foam applied to the front, and  $\frac{1}{2}$ " thick urethane foam applied to the back. The backrest assembly attaches to the frame with eight steel screws that thread into T-nuts that are pressed into the wood backrest.

#### Armrests

Molded nylon pressed into the front and rear leg tubes. Armrests are monochromatic with frame. If the frame is chrome, colored armrests may be selected, otherwise if the frame is painted, the armrest color will match the frame.

#### Frame Finishes

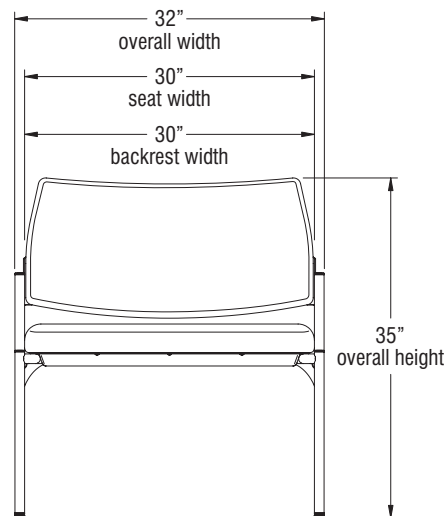
30-shen epoxy powder-coat paint is electrostatically applied. The dry coating is then fused and cured in a baking oven to form a smooth, continuous film. Finish is chemical resistant, hard, tough and mar resistant. Bright duplex nickel-chrome is applied to the frame in a twenty-two step process, making it impervious to staining, scuffing, scratching and corrosion.



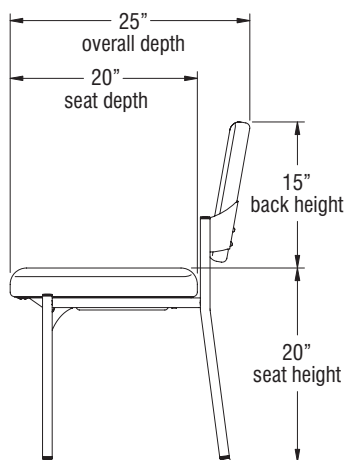
Furnishing Knowledge®

## DIMENSIONS

### Katera XL Bariatric Armless Chair

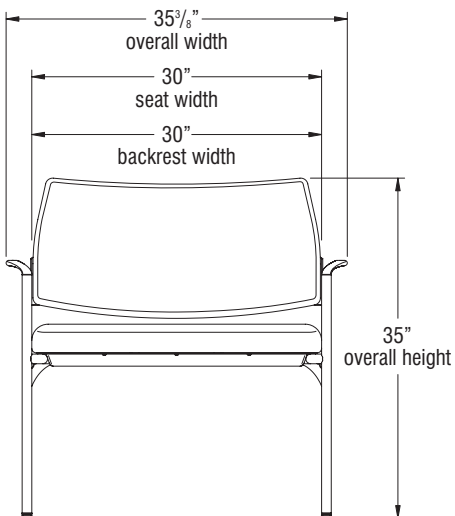


(front view)

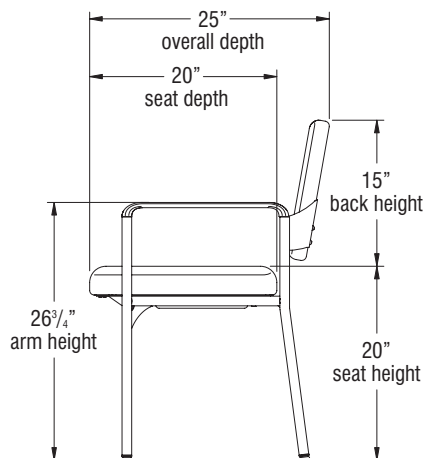


(side view)

### Katera XL Bariatric Armchair



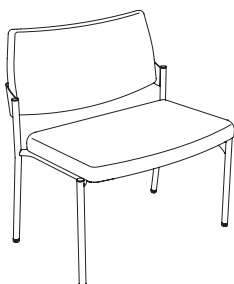
(front view)



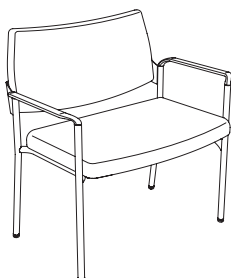
(side view)

## STATEMENT OF LINE

### Katera XL Bariatric Chairs



KTTX00



KTTX11

## CODE COMPLIANCE



Furnishing Knowledge®