



# AFFINA<sup>®</sup>

Recliners



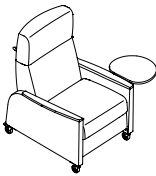
Affina recliners offer a supportive and intuitive solution for patient care. Affina recliners can be specified with a variety of options and accessories to meet the diverse needs of patients, family and staff. The comprehensive Affina collection also includes lounge seating, guest seating, multiple seating, occasional tables and sleepers.

# STATEMENT OF LINE

## AFFINA RECLINERS



Closed Arm  
W30" D35½" H47"



Side-Mounted Fold-Down Table  
Left- or Right-Facing  
W30" D35½" H47"  
Tablet W18" D13¾"

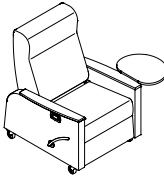


Top-Mounted Revolving Table  
Left- or Right-Facing  
W30" D35½" H47"  
Tablet W18" D10½"

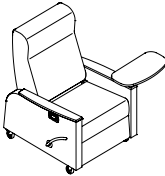
## AFFINA 1.5 RECLINERS



Closed Arm  
W33" D36½" H44"



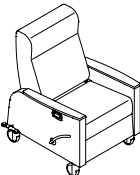
Side-Mounted Fold-Down Table  
Left- or Right-Facing  
W33" D36½" H44"  
Tablet W18" D13¾"



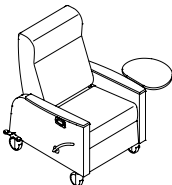
Top-Mounted Revolving Table  
Left- or Right-Facing  
W33" D36½" H44"  
Tablet W18" D10½"

## AFFINA II RECLINERS

### Standard Width



Closed Arm  
W33½" D36½" H46"



Side-Mounted Fold-Down Table  
Right-Facing  
W33½" D36½" H46"  
Tablet W18" D13¾"



Top-Mounted Revolving Table  
Left- or Right-Facing  
W33½" D36½" H46"  
Tablet W18" D10½"

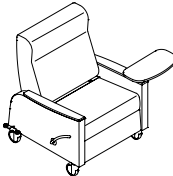
### Bariatric



Closed Arm  
W38" D36½" H46"



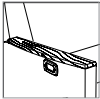
Side-Mounted Fold-Down Table  
Right-Facing  
W38" D36½" H46"  
Tablet W18" D13¾"



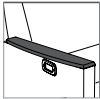
Top-Mounted Revolving Table  
Left- or Right-Facing  
W38" D36½" H46"  
Tablet W18" D10½"

OPTIONS

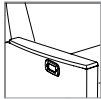
Armcaps



Wood



Poly



Solid Surface

Tablet Arm Surface

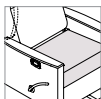


Laminate



Veneer

Upholstery



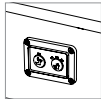
Contrast

Wingback



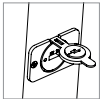
Available on  
1.5 and II

Heat and Massage



Available on  
1.5 and II

Power



USB-A Charging

Available on  
1.5 and II with Heat and Massage

Magazine Pouch



Available on  
1.5 and II

I.V. Pole





Available on  
1.5 and II

Catheter Bag Attachment



Available on  
1.5 and II

# AFFINA RECLINERS FEATURES



## A. Safe Mobility

Recliners feature soft touch back handles for ease of repositioning by caregivers. Handles are angled on the Affina recliner, vertical on recliner 1.5 and II (shown). Locking caster ensures unit remains stationary while patients are seated. Affina recliners have 3" manual rear locking casters, Affina I.5 recliners have 3" manual all locking casters and Affina II recliners have all central-locking 5" casters.

## B. Recharge and Relax

Available on Affina I.5 and II recliners, Heat/Massage and Heat/Massage + USB charging options provide maximum relaxation. Heat modules are located in the seat and back of the unit with three temperature levels and automatic shut off after four hours of operation. Massage is built into the back of the unit with four independent vibration levels and intensities. Massage has an automatic shut off after 15 minutes of operation. The control panel is located on the inner right-facing arm. LED light display indicates when the Heat/Massage features are in use and at which level. USB charging is available on Affina I.5 and II recliners when Heat/Massage is specified. Power module houses one 5V DC USB A (type 2.0 and type 3.0 compatible) charging plug-in receptacle with 1-AMP DC total power (no data). The power module is located on the right-facing arm and includes a cover. When open, an illuminated bulb shows when power is available.

## C. Supportive Surfaces

Select recliners come with top-mounted revolving or side-mounted fold-down tablet arms in veneer or laminate finishes. Side-mounted tablet arms are only available as right-facing on Affina I.5 and II recliners.

## D. Functional Add-Ons – Affina 1.5 and II

Options to add IV pole attachment, catheter attachment and magazine pouch support caregiver and patient needs. Wingback option offers privacy to patients while resting.

## E. Rest and Recline

Retractable footrest on compression-locking casters comes standard on Affina II recliner, offering supportive comfort even when the recliner is in the upright position. Affina 1.5 and II recliners feature infinite back-tilt recline; Affina recliner features 3-position recline (70°/60°/30°). Trendelenberg recline option available on all recliners.

## F. Material Options

Seam Saver™ protection is standard on 1.5 and II recliners. Choose from Pallas Textiles, KI ingrade or COM upholstery options. Specify as matching or contrasting fabric. Moisture barrier also available.

## G. Easy to Clean

When reclined, all recliners feature a push through to easily route dirt and debris to the floor.

# AFFINA RECLINERS LINKS

View full product details at [ki.com/affina-recliners](https://ki.com/affina-recliners).

## PHOTOGRAPHY

View all product photos.

## PRICE LIST

View list pricing and order details.

## SURFACE MATERIALS

View approved fabrics and finishes.

## CAD/REVIT SYMBOLS

View symbol library.

## TECH SPECS

View recliner technical specifications.

## TECH SPECS

View 1.5 recliner technical specifications.

## TECH SPECS

View II recliner technical specifications.

## FEATURES CHART

View feature comparison chart.

## SUSTAINABILITY

View recliner environmental data sheet.

## SUSTAINABILITY

View 1.5 recliner environmental data sheet.

## SUSTAINABILITY

View II recliner environmental data sheet.



1330 BELLEVUE STREET P.O. BOX 8100  
GREEN BAY, WI 54308-8100  
800.424.2432 / [KI.COM](https://ki.com)

KI is a trusted expert for furniture and wall systems around the globe.  
USA | CANADA | MEXICO | UK | EUROPE | ASIA | MIDDLE EAST  
© 2023 Krueger International, Inc. All Rights Reserved.  
[KI-CUT-000105/KI/PDF/0523](#)

### Warranty and Weight Rating

**Structural:** Lifetime (component exceptions)  
**Upholstery:** 3 years

**Recliner:** 400 lbs  
**1.5 Recliner:** 500 lbs  
**II Recliner:** 600 lbs