



# LIMELITE<sup>TM</sup> SEATING

---

## PRICE LIST

EFFECTIVE MAY 9, 2025  
800.424.2432



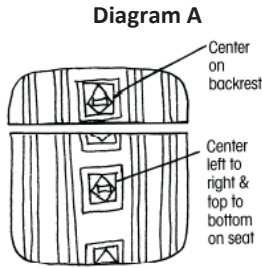
<b>Ordering Customer's Own Material (C.O.M.) Upholstery</b>	
Information	3
<b>LimeLite™ Seating</b>	
Guest Seating General Information	4
Guest Seating Color Options	5
Tapered Wood Leg Chairs	6
Stack/Nesting Seating General Information	7
Stack/Nesting Seating Color Page	16
Four-Leg Stack Chairs	17
Four-Leg Nesting Chairs	20
Sled Base Stack Chairs	22
Four-Leg Cafe Stools	23
HD Stack Chairs and Stools	24
Transport Dollies	25
Task Seating General Information	26
Task Seating Color Options	29
Task Chairs	30
Task Stools	32
Conference Seating General Information	33
Conference Seating Color Options	35
Conference Chairs	36
Conference Stools	38
Tandem Seating General Information	39
Tandem Seating Color Options	40
Tandem	41



How to Specify

As a standard procedure, KI applies seating upholstery as swatched by the textile distributor. Reference distributor’s website. Upholstery that is required to be applied differently than is swatched, will need a Product Modification Request written specifying the direction the upholstery is to be applied.

Seating upholstery requiring specific positioning of intricate patterns or patterns repeats on seats and backrests, will need a Product Modification Request written including a sketch noting the specific requirements, as in Diagram A.



When directional or patterned fabrics are used, they often require more yardage than solid colors.

C.O.M. must be supplied in continuous yardage.

C.O.M. yardage requirements accompanying products in the pricing section are for 10 chairs/seats or less, 54" wide nondirectional material. On larger orders, less material is required.

Leather hides must be a minimum of 50 square feet of usable material. The outer edges cannot be calculated as square feet or yardage. To determine square footage, multiply unit yardage by 18 square feet to obtain the total square footage required per unit.

For exact production yardage requirements, call 1-800-424-2432, ext. 2707.

Production

Customer’s upholstery must be approved prior to acceptance for production.

C.O.M. not received into the appropriate facility 3 weeks prior to acknowledged delivery date may go on hold. See KI C.O.M. Shipping Location listing for the correct facility address by product.

Testing

When KI requires testing, actual yardage to upholster one chair may be required. The C.O.M. Specialist will confirm model and fabric testing requirements when applicable.

Approved test samples will be applied to the order or will be held for 6 months. After 6 months, the sample will no longer be applied to your order. For all product testing, send fabric samples to the manufacturing facility. See KI C.O.M. Shipping Location listing for the correct facility address by product.

All C.O.M. must be labeled with the KI product order number and customer purchase order number.

Treated Materials

If C.O.M. requires processing such as a stain resistance treatment or acrylic backing, it may shrink. To prevent delays in delivery or back ordering due to shrinkage, please have your processor verify measurement after processing and assure adequate yardage shipped.

Split Orders

If a portion of the shipment which does not require C.O.M. application is to be processed and shipped early, KI will enter the order immediately at your request. These split shipments are subject to minimum order changes.

Excess Upholstery Material

KI will dispose of excess upholstery material at the time of shipment unless expressly requested to return it with the product shipment.

Cancelled or Changed Orders

KI assumes no responsibility for extra C.O.M. due to a change of upholstery or cancellation of an order. If it the customer’s responsibility to arrange for return of the material.

Contact the C.O.M. Specialist at 1-800-424-2432, ext. 2707, with questions or to request a split order.

C.O.M. SHIPPING LOCATION



Architectural Walls	Panel Systems	Intellect Wave .....GB
Evoke..... MN	All Terrain..... KP	Jessa .....HN
Genius..... MN	Balance ..... MN	Jubilee .....VQ
	Universal ..... MN	Katera..... GB
Casegoods	Wireworks ..... MN	Kurv Benches.....HN
Aristotle..... MN	Unite..... MN	Learn2.....GB
Likha..... MN		LimeLite..... GB
	Residence Hall Furniture	Lyra .....HN
Classroom Furniture	RoomScape ..... MN	Medical & Laboratory Stools.....OM
Cogni ..... GB		MyPlace .....HN
Intellect Wave ..... GB	Screens	MyWay .....HN
Learn2..... GB	All Terrain..... KP	Oath ..... GB
Ruckus..... GB	Connection Zone.....BW	Opt4 ..... GB
	Tributaire..... BW	Pilot ..... OM
Desking	True/Volition ..... KP	Promenade .....BW
700 Series ..... KP	Genesis..... KP	Ruckus..... GB
Balance ..... MN	Tattoo..... MN	Sela ..... HN
Genesis ..... MN	Universal..... BW	Sift ..... GB
True ..... KP		Signia..... OM
Universal ..... MN	Seating	Soltice Metal .....HN
WorkZone ..... MN	600 Series..... BW	Soltice.....HN
	Affina ..... HN	Sonrisa .....HN
Files & Storage	Altus ..... GB	Strive ..... GB
700 Series..... GB	Apply ..... GB	Sway ..... BW
Connection ..... BW	Calida ..... HN	Tattoo.....HN
U-Series..... GB	Cascha ..... VT	Torsion-on-the-Go! ..... GB
Tattoo..... BW	Clamber ..... HN	Torsion Air ..... GB
	Cogni ..... GB	Zeker ..... HN
Fixed Seating	Diem ..... OM	Zoetry ..... HN
Concerto..... BW	Doni ..... GB	
Single Pedestal ..... GB	Gladly ..... VQ	
Jury Base ..... GB	Grazie ..... GB	
Lancaster ..... BW	Hub ..... HN	
Sequence ..... GB	Impress ..... OM	
University ..... GB	Impress Ultra ..... OM	

KI C.O.M. Manufacturing Site Addresses:

<u>BW</u> KI Bonduel Attn: COM Storage 204 West South St. Bonduel, WI 54107	<u>HN</u> KI High Point Attn: COM Storage 217 Feld Avenue High Point, NC 27263	<u>MN</u> KI Manitowoc Attn: COM Storage 1400 S. 41st St. Manitowoc, WI 54220	<u>VQ</u> KI Attn: COM Fabrics 6892 Marlin Circle La Palma, CA 90623
<u>GB</u> KI Green Bay Attn: COM Storage 1687 Westminster Drive - Gate 3 Green Bay, WI 54302	<u>KP</u> KI Pembroke Attn: COM Storage 1000 Olympic Dr. Pembroke, Ontario K8A6X7	<u>OM</u> KI Attn: COM Storage 1110 S. Mildred Ave. Ontario, CA 91761	<u>VT</u> KI Attn: COM Storage 2803 South Taylor Drive Sheboygan, WI 53081



Tapered Wood Leg Armless Chair, Poly Seat/Back  
(LLW100)



Tapered Wood Leg Armless Chair, Uph Seat/Poly Back  
(LLW200)

General Dimensions		
Seat width	18-1/4"	18-1/4"
Seat depth	17-1/2"	17-1/2"
Seat height	17-1/2"	18-1/4"
Overall Dimensions		
Width	18-1/4"	18-1/4"
Depth	20"	20"
Height	33-1/4"	33-1/4"

### One-Piece Seat Shell

The seat and backrest are integrated into a single shell that is injection-molded in polypropylene, reinforced with glass fiber. The shell is ergonomically contoured and features a passive flex back movement for superior comfort.

### Upholstered Seat (optional)

Molded urethane foam is attached to an injection-molded polypropylene seat board, then is upholstered using a draw-string process. The assembled seat pad is attached to the seat by means of hidden fasteners. Seat foam is nominal 3/4" thickness.

### Upholstered Backrest (optional)

Molded urethane foam is attached to an injection-molded polypropylene upholstery liner, then is upholstered using a draw-string process. The assembled backrest pad is permanently attached to the backrest with no visible fasteners. Backrest foam is nominal 1/2" thickness.

### Wood Leg Base

The seat plate is die-cast aluminum, finished with baked-on electrostatically-applied epoxy powder-coat paint. Legs are turned from Beech, stained and finished with a clear coat. A steel insert with tapped end is inserted and pinned in each leg, then each leg assembly is attached to the seat plate with a cap screw.

### Glides

Three glide options are available; felt, plastic, and steel. A black nylon swivel glide body is press-fit into the end of the leg. Glide caps (felt, plastic, or steel) are snap-fit onto the glide body. These are field-replaceable and interchangeable.

### LimeLite Wood Leg Chairs



Poly Seat  
Armless Chair  
LLW100

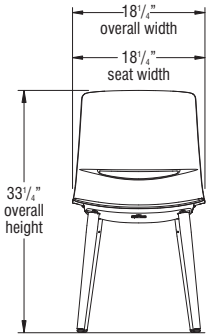


Upholstered Seat  
Armless Chair  
LLW200

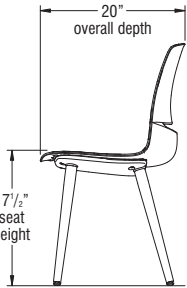


Upholstered Seat & Backrest  
Armless Chair  
LLW300

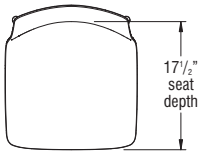
### LimeLite Wood Leg Chair - Armless - (model LLW100 shown)



(front view)



(side view)



(top view)

### INFORMATION

#### C.O.M. Testing and Production Requirements

Not all materials are suitable for upholstering this product. A 1 yd. x 54" sample must be submitted and approved prior to acceptance of an order. If the fabric is directional in pattern or weave, the direction must be indicated on the submitted sample, and additional yardage may be requested.

Test samples must be sent to:

KI  
Attn: C.O.M. Specialist  
1687 Westminster Drive - Gate 3  
Green Bay, WI 54302

#### Fabric Disclaimer

Fabric will be applied as swatched by the fabric manufacturer. Fabric that is required to be applied differently than is swatched will need a Modified Product Request written specifying the direction the fabric is to be applied.

#### KI Color Match Program

KI offers the additional option of color matching paint, polypropylene, or wood stain through Product Modification Requests. Contact Customer Service for details.

Whatever you imagine, whatever you require, KI's Color Match program lets you pick your color!

**Color Match Process - Poly Seating Information can be found here.**

#### Stacking Vinyl, Polyurethane, and Imitation Leather Upholstered Chairs

If stacking frequently and for long periods of time, it is recommended that upholstery other than vinyl, polyurethane or imitation leather be used to avoid impressions in the seat cushion. KI does not warrant the effects of stacking on stock or COM vinyl, polyurethane or imitation leather upholstery.

### INFORMATION

#### Warranty

Refer to KI Terms & Conditions document or visit [ki.com](http://ki.com)



Poly Color - Shell

Black	PBL
Blue Grey	PGR
Cayenne	PCY
Cool Grey	PCG
Cottonwood	PCO
Earthen Clay	PEY
Everglade Shade	PEV
Flannel	PFN
Hazy Jade	PHJ
Honey Bee	PHY
Light Tone	PLG
Mardi Gras	PMG
Misty Brown	PMY
Nemo (available on armless models only)	PNE
Nordic	PND
Poppy Red	PPR
Purple Haze	PPH
Rainforest	PRQ
Raw Jasper	PRJ
Rubber Ducky	PRK
Sand	PSA
Sky Blue	PSK
Surf's Up	PSP
Tarragon	PTQ
Twilight Shadow	PTI
Ultra Blue	PUB
Warm Grey	PWG
Zesty Lime (available on armless models only)	PZL

Nemo and Zesty Lime are only available as standard color options on armless models. If required on an arm model, a PRM can be submitted for approval, provided the client has visually approved the color variation.

Wood Leg Finish

Cherry Storm on Beech	BCX
Cinnamon on Beech	BCN
Cocoa on Beech	BCA
Eclipse Black on Beech	BEB
Florence Walnut on Beech	BFC
Monticello Maple on Beech	BMT
Natural on Beech	BNA
River Cherry on Beech	BRY

Finish Cards

View color swatches for items listed within this document.

Paints

Wood/Veneer

Molded Edges

Hard Plastics

Plastics/Poly


Laminates

Edge Styles

Glass

Certain options referenced may not be available on GSA Schedule.



		MODEL NUMBER														
		Basic Model	Fire Code	Shell Color	Wood Leg Finish	Glide Option	Upholstery Color									
MODEL	Features							Approx. Packaged Weight	Delivered Pricing	Delivered Pricing Fabric Grade 1 & C.O.M.	Delivered Pricing Fabric Grade 2	Delivered Pricing Fabric Grade 3 & Group 2V Vinyl	Delivered Pricing Pallas Fabric Group P0	Delivered Pricing Pallas Fabric Group P1	Delivered Pricing Pallas Fabric Group P2	Delivered Pricing Pallas Fabric Group P3
  LLW1 LLW2 LLW3	<b>Tapered Wood Leg Armless Chair</b>	Poly Seat/Back	LLW100	NFR	<input type="checkbox"/> <input type="checkbox"/> <input type="checkbox"/>	<input type="checkbox"/> <input type="checkbox"/> <input type="checkbox"/>	<input type="checkbox"/> <input type="checkbox"/> <input type="checkbox"/>	21.0#	\$ 698							
	• One-piece shell	Uph Seat/Poly Back	LLW200	NFR	<input type="checkbox"/> <input type="checkbox"/> <input type="checkbox"/>	<input type="checkbox"/> <input type="checkbox"/> <input type="checkbox"/>	<input type="checkbox"/> <input type="checkbox"/> <input type="checkbox"/> <input type="checkbox"/> <input type="checkbox"/>	23.0#	N/A	901	908	922	910	959	979	1001
	• Passive Flex	Uph Seat/Back	LLW300	NFR	<input type="checkbox"/> <input type="checkbox"/> <input type="checkbox"/>	<input type="checkbox"/> <input type="checkbox"/> <input type="checkbox"/>	<input type="checkbox"/> <input type="checkbox"/> <input type="checkbox"/> <input type="checkbox"/> <input type="checkbox"/>	24.0#	N/A	971	978	992	980	1029	1049	1071
	• Wood legs available in 8 finishes															
	• Expansive color options															
	• Large family															
	• 400 pound approved															
	• Non-stacking															

HOW TO ORDER

Indicate the following information on order form:

- Quantity of each item.
- Model number, including options. See “How To Build a Model Number”.
- Any special service required.

Note:

- The ☐ indicates that a choice is required.
- The absence of the ☐ indicates that no choice is required.
- Alpha-numeric characters in place of ☐ indicate that no other alternatives are available.

HOW TO BUILD A MODEL NUMBER

- A** Select basic model.
- B** Select fire code.

NFR - Compliance to TB 117-2013
- C** Select shell color.

Refer to the **Product Color Options** page in this price list.
- D** Select wood leg finish.

Refer to the **Product Color Options** page in this price list.
- E** Select glide option.

GFT - Felt glides

GPL - Plastic glides

GSL - Steel glides
- F** Select upholstery grade/color.

Refer to [ki.com/fabrics](#)

UPHOLSTERY INFORMATION

**C.O.M. Upholstery**  
C.O.M. requirement for 10 chairs or less with upholstered seat is 3/4 yard per chair of 54” wide nondirectional fabric. For orders of 11 or more with upholstered seat and for complete information on ordering C.O.M. see “Ordering Customer’s Own Material (C.O.M) Upholstery” section.

SPECIAL SERVICES

Special Carton Marking

With specially marked information N/C

**Shipping**  
Ships **assembled, FOB Green Bay, WI 54302, freight prepaid.** Freight class 125.

Specifications and prices are subject to change without prior notice.



Four-Leg Armless Chair with Glides  
(LL1100, LL1200)



Four-Leg Arm Chair with Glides  
(LL1111, LL1211)



Four-Leg Armless Chair with Casters  
(LL2100, LL2200)



Four-Leg Arm Chair with Casters  
(LL2111, LL2211)

Features				
Stackable	•	•	•	•
General Dimensions				
Seat width	18-1/4”	18-1/4”	18-1/4”	18-1/4”
Seat depth	17-1/2”	17-1/2”	17-1/2”	17-1/2”
Seat height (upholstered add 3/4”)	17-1/2”	17-1/2”	17-1/2”	17-1/2”
Clearance inside arms		20”		20”
Overall Dimensions				
Width	21-3/4’	23-1/2”	22-1/2”	23-1/2”
Depth	22-1/4”	22-1/4”	20”	20”
Height	33-1/4”	33-1/4”	33-1/4”	33-1/4”
Arms to floor		25-1/2”		25-1/2”
Stacking on Dolly				
Overall width	25-1/4”	25-1/4”		
Overall depth	39”	39”		
Quantity/Height - poly	15/61”	15/63”		
Quantity/Height - upholstered seat	8/51”	8/51”		
Stacking on Floor				
Overall Width	21-3/4”	23-1/2”	22-1/2”	23-1/2”
Overall Depth	29-3/4”	29-3/4”	27-1/2”	27-1/2”
Quantity/ Height - poly	7/43”	7/43”	7/43”	7/43”
Quantity/Height - upholstered seat	7/48”	7/48”	7/48”	7/48”



Four-Leg Oversize Tablet Arm Chair  
with Glides  
(LL114R, LL114L, LL124R, LL124L)



Four-Leg Oversize Tablet Arm Chair  
with Casters  
(LL214R, LL214L, LL224R, LL224L)



Four-Leg Tablet Arm Chair with  
Glides  
(LL113R, LL113L, LL123R, LL123L)



Four-Leg Tablet Arm Chair with  
Casters  
(LL213R, LL213L, LL223R, LL223L)

Features				
Stackable	•	•	•	•
General Dimensions				
Seat width	18-1/4”	18-1/4”	18-1/4”	18-1/4”
Seat depth	17-1/2”	17-1/2”	17-1/2”	17-1/2”
Seat height (upholstered add 3/4”)	17-1/2”	17-1/2”	17-1/2”	17-1/2”
Clearance inside arms				20”
Tablet to backrest clearance	15”	15”	15”	15”
Overall Dimensions				
Width	23-3/4”	23-3/4”	23-3/4”	24-3/4”
Depth	31”	31”	28”	28”
Height	33-1/4”	33-1/4”	33-1/4”	33-1/4”
Arms to floor				
Tablet surface to floor	28-1/4”	28-1/4”	28-1/4”	28-1/4”
Stacking on Floor				
Overall Width	23-3/4”	23-3/4”	23-3/4”	23-3/4”
Overall Depth	35-1/2”	35-1/2”	32-1/2”	32-1/2”
Quantity/Height - poly	4/38”	4/38”	4/38”	4/38”
Quantity/Height - upholstered seat	4/43”	4/43”	4/43”	4/43”

INFORMATION

C.O.M. Testing and Production Requirements

Not all materials are suitable for upholstering this product. A 1 yd. x 54” sample must be submitted and approved prior to acceptance of an order. If the fabric is directional in pattern or weave, the direction must be indicated on the submitted sample, and additional yardage may be requested.

Test samples must be sent to:

KI  
Attn: C.O.M. Specialist  
1687 Westminster Drive - Gate 3  
Green Bay, WI 54302

Fabric Disclaimer

Fabric will be applied as swatched by the fabric manufacturer. Fabric that is required to be applied differently than is swatched will need a Modified Product Request written specifying the direction the fabric is to be applied.

KI Color Match Program

KI offers the additional option of color matching paint, polypropylene, or wood stain through Product Modification Requests. Contact Customer Service for details.

Whatever you imagine, whatever you require, KI's Color Match program lets you pick your color!

**Color Match Process - Poly Seating Information can be found here.**

Stacking Vinyl, Polyurethane, and Imitation Leather Upholstered Chairs

If stacking frequently and for long periods of time, it is recommended that upholstery other than vinyl, polyurethane or imitation leather be used to avoid impressions in the seat cushion. KI does not warrant the effects of stacking on stock or COM vinyl, polyurethane or imitation leather upholstery.

INFORMATION

Warranty

Refer to KI Terms & Conditions document or visit [ki.com](http://ki.com)



High-Density Armless Chair  
(LL7100, LL7200)



Armless High-Density Stool,  
24" High  
(LLS200H24, LLS100H24)



Armless High-Density Stool,  
30" High  
(LLS100H30, LLS20H30)



Sled Base Armless Chair  
(LL3100, LL3200)



Sled Base Arm Chair  
(LL3111, LL3211)

Features					
Stackable	•	•	•	•	•
General Dimensions					
Seat width	18-1/4"	18-1/4"	18-1/4"	18-1/4"	18-1/4"
Seat depth	17-1/2"	17-1/2"	17-1/2"	17-1/2"	17-1/2"
Seat height (upholstered add 3/4")	17-1/2"	23-1/2"	29-1/2"	17-1/2"	17-1/2"
Tablet to backrest clearance					20"
Overall Dimensions					
Width	21-1/2"	20"	21-3/4"	24-3/4"	24-3/4"
Depth	20-3/4"	21"	23-1/4"	20"	20"
Height	33-1/4"	39-1/4"	45-1/4"	33-1/4"	33-1/4"
Tablet surface to floor					25-1/2"
Stacking on Dolly					
Overall width	23"	23-1/2"	23-1/2"	25-1/4"	25-1/4"
Overall depth	36"	38"	43"	39"	39"
Quantity/height - poly	25/71-1/2"	15/57"	15/63"	15/61"	15/63"
Quantity/height- upholstered seat	10/56-1/2"	8/52"	8/58"	8/51"	8/51"
Stacking on Floor					
Overall Width	21-1/2"	20"	21-3/4"	24-3/4"	24-3/4"
Overall Depth	28-1/4"	28-1/2"	30-3/4"	27-1/2"	27-1/2"
Quantity/height - poly	7/42"	7/48"	7/54"	7/43"	7/43"
Quantity/height - upholstered seat	7/47"	7/53"	7/59"	7/48"	7/48"



Four-Leg Nesting Armless Chair  
with Casters  
(LLA100, LLA200)



Four-Leg Nesting Arm Chair with  
Casters  
(LLA111, LLA211)



Four-Leg Armless Cafe Stool, 24" High  
(LL4100H24, LL4200H24)



Four-Leg Armless Cafe Stool, 30" High  
(LL4100H30, LL420H30)

Features				
Stackable				
General Dimensions				
Seat width	18-1/4"	18-1/4"	18-1/4"	18-1/4"
Seat depth	17-1/2"	17-1/2"	17-1/2"	17-1/2"
Seat height (upholstered add 3/4")	17-1/2"	17-1/2"	23-1/2"	29-1/2"
Clearance inside arms		20"		
Overall Dimensions				
Width	23"	23-1/2"	20"	20-1/2"
Depth	20"	20"	20"	21-3/4"
Height	33-1/4"	33-1/4"	39-1/4"	45-1/4"
Arms to floor		25-1/2"		



Dolly for Four-Leg and Sled Base  
Chairs, All-Poly  
(LLDTF)



Dolly for High-Density Chairs, All-Poly  
(LLDHD)



Dolly for High-Density Stools, All-Poly  
or with Upholstery  
(LLDHDS)



Dolly for High-Density, Four-Leg or  
Sled Base Chairs with Upholstery  
(LLDCU)

Overall Dimensions				
Width	25-1/4"	23"	23-1/2"	25-1/4"
Depth	30-3/4"	30"	30"	30"
Height	15-1/4"	15-1/4"	18"	13"





One-Piece Seat Shell

The seat and backrest are integrated into a single shell that is injection-molded in polypropylene, reinforced with glass fiber. The shell is ergonomically contoured and features a passive flex back movement for superior comfort.

Upholstered Seat (optional)

Molded urethane foam is attached to an injection-molded polypropylene seat board, then is upholstered using a draw-string process. The assembled seat pad is attached to the seat by means of hidden fasteners. Seat foam is nominal 3/4" thickness.

Upholstered Backrest (optional)

Molded urethane foam is attached to an injection-molded polypropylene upholstery liner, then is upholstered using a draw-string process. The assembled backrest pad is permanently attached to the backrest with no visible fasteners. Backrest foam is nominal 1/2" thickness.

Stack Chairs

Frames

Legs are made from 7/8" O.D. by 13-gauge tubular steel. A single ring of 1/2" diameter steel wire forms the crossmember. All joints are welded.

Frame Finishes

Frames are finished in either baked-on electrostatically-applied 30-degree gloss epoxy powder-coat paint, or bright nickel-chrome plating.

Armrests (optional)

When equipped with armrests, the support structure is a continuation of the rear leg, finished to match the frame color. The armrests are injection-molded glass-reinforced nylon with an internal structure of 3/8" diameter steel wire and are press-fit into the support tube. Armrest color matches the frame finish, (except chrome and metallic finishes; which match the shell poly color).

Glides

4-Leg Chairs

Three glide options are available; felt, plastic, and steel. A black nylon swivel glide body is press-fit into the end of the leg tube. Glide caps (felt, plastic, or steel) are snap-fit onto the glide body. These are field-replaceable and interchangeable.

Tubular Sled Base Chairs

In addition to "no glide", four glide options are available; non-skid, felt, plastic, and steel. A clear polycarbonate glide body is attached to the sled tube with a screw. Glide caps (non-skid, felt, plastic, or steel) have a black plastic structure and snap-fit onto the glide body. These are field-replaceable and interchangeable.

Casters

4-leg chairs may be ordered with dual surface casters, suitable for carpet or hard floors. Casters are 50 mm diameter, double-wheel, made of high-impact thermoplastic with softer elastomer over-molded on the wheel surfaces. Casters are available in Black, Warm Grey, or Cottonwood. (Cottonwood casters have Warm Grey elastomer on the surface that contacts the floor. All others are monochrome.)

Café Stools (non-stacking)

Frames

Legs are made from 3/4" O.D. by 13-gauge tubular steel. A single ring of 1/2" diameter steel wire forms the crossmember. The footring is formed of 1/2" diameter steel wire. All joints are welded. 4-leg cafe stools are available in 24" or 30" seat heights.

Frame Finishes

Frames are finished in either baked-on electrostatically-applied 30-degree gloss epoxy powder-coat paint, or bright nickel-chrome plating. Powder-coat paint may be specified in 30-degree gloss or select colors in a textured (matte) finish.

Glides (optional)

Three glide options are available; felt, plastic, and steel. A black nylon swivel glide body is press-fit into the end of the leg tube. Glide caps (felt, plastic, or steel) are snap-fit onto the glide body. These are field-replaceable and interchangeable.

High-Density Chairs & Stools

High-Density Frames

High-Density wire frames are sled-base style, made of 7/16" diameter solid steel rod with all joints welded. Stool frames also have a footrest made of 1/2" diameter solid steel rod. Stools are available in 24" or 30" seat heights.

Frame Finishes

Frames are finished in either bright nickel-chrome plating or baked-on electrostatically-applied gloss epoxy powder-coat paint. Powder-coat paint may be specified in 30-degree gloss or select colors in a textured (matte) finish.

Glides

In addition to "no glide", ganging glides and non-ganging glides are available. Four non-ganging glide options are available; non-skid, felt, plastic, and steel. A clear polycarbonate glide body snaps onto the wire frame and is held in location with ribs that nest into slots that are pressed into the wire frame. Glide caps (non-skid, felt, plastic, or steel) have a black plastic structure and snap-fit onto the glide body. These are field-replaceable and interchangeable.

Ganging glides snap onto the wire frame and are held in location with ribs that nest into slots that are pressed into the wire frame. Ganging glides (2-male and 2-female) slide together, allowing multiple chairs to be connected in a line. Ganging glides are either clear polycarbonate, or clear polycarbonate with a steel floor-contact insert.

Transport Dolly

Frame construction is welded tubular steel with black powder-coated finish and 5" wheels (two swivel and two fixed). The dolly has a capacity of twenty-five poly chairs, ten upholstered chairs, fifteen poly stools, or eight upholstered stools.

Transport Dolly

Frame construction is welded tubular steel with black powder-coated finish and 5" wheels (two swivel and two fixed). The dolly fits 4-leg or sled base chairs and has a capacity of fifteen poly chairs or eight upholstered.



Nesting Chairs

Nesting Shell Assembly

To facilitate nesting, the entire shell flips forward approximately 45° to the storage position. A die-cast aluminum seat plate supports the seat shell and houses the flip-up mechanism. The seat plate is painted to match the shell poly color, using baked-on electrostatically-applied epoxy powder-coat paint in 30-degree gloss. The shell assembly rotates around a pivot tube that is integral to the frame. The shell assembly is held in the storage position by a dual ball-detent mechanism. Simply pushing the shell down returns the shell to the use position. There are no locking levers or other secondary actions required.

Frames

Legs are made from 7⁄8" O.D. by 13-gauge tubular steel. The seat pivot tube is made of 3⁄4" O.D. by 13-gauge tubular steel and the crossmember is made of 1" O.D. by 13-gauge tubular steel. All joints are welded.

Frame Finishes

Frames are finished in either baked-on electrostatically-applied epoxy powder-coat paint, or bright nickel-chrome plating.

Armrests (optional)

When equipped with armrests, a support structure is made from 7⁄8" O.D. by 13-gauge tubular steel, finished to match frame color. The armrests are injection-molded glass-reinforced nylon with an internal structure of 3⁄8" diameter steel wire and are press-fit into the support tube. Armrest color matches the frame finish, (except chrome and metallic finishes; which match the shell poly color).

Casters

Nesting chairs are equipped with dual surface casters, suitable for carpet or hard floors. Casters are 50 mm diameter, double-wheel, made of high-impact thermoplastic with softer elastomer over-molded on the wheel surfaces. Casters are available in Black, Warm Grey, or Cottonwood. (Cottonwood casters have Warm Grey elastomer on the surface that contacts the floor. All others are monochrome.)

Flip-Up Tablet Arm

Tablets are available on left-hand or right-hand side. The standard tablet's main worksurface is nominally 15" wide by 11" deep, and the tablet has a total surface area of 172 square inches. The oversized tablet's main worksurface is nominally 17" wide by 14" deep, and the tablet has a total surface area of 227 square inches. The tablet support loop is a continuation of the rear leg. A formed steel hinge is welded to the top of the support structure and secured with screws to the underside of the writing surface. Writing surface has plywood core of 5⁄8" thick, 11-ply hardwood, surfaced with .030" high-pressure laminate top and plain backer undersurface. Edges are lacquered and sealed.

ChangeUp™ Tablet Arm

ChangeUp tablet support is integral to the chair frame and consists of a 7⁄8" diameter solid steel rod welded to the front and rear support tubes. A three-piece molded plastic armrest is included and attached to the chair frame using a #10 x 2 1⁄2" Phillips pan head tapping screw.

The tablet mechanism consists of a die-cast aluminum housing, upper and lower plastic bearings, and 11-gauge steel clamp and tablet board support plates. The tablet mechanism is clamped onto the chair frame over two plastic bushing halves and a 5⁄16" diameter by 1 3⁄4" hardened steel pin with a die-cast aluminum cap secured with two 1⁄4"-20 x 3⁄4" button socket head cap screws. The pin creates a solid 90° up/down pivot stop and the bushings provide a smooth, quiet operation. In the use position, the tablet mechanism rotates outward from the chair back an additional 20° and permits approximately 3 1⁄2" of adjustment for ingress/egress without stowing the tablet.

The tablet worksurface is 21" wide by 13 1⁄2" deep (235 square inches) is secured to the tablet board support plate with twelve #12 x 5⁄8" Phillips flat head tapping screws. The tablet board is made of 18 mm Baltic Birch plywood with .040" high-pressure laminate top surface and .02" thick phenolic backer surface for an overall board thickness of approximately 3⁄4". Edges are lacquered with a clear finish and sealed. The factory installed tablet assembly is not field installable and may not be removed.

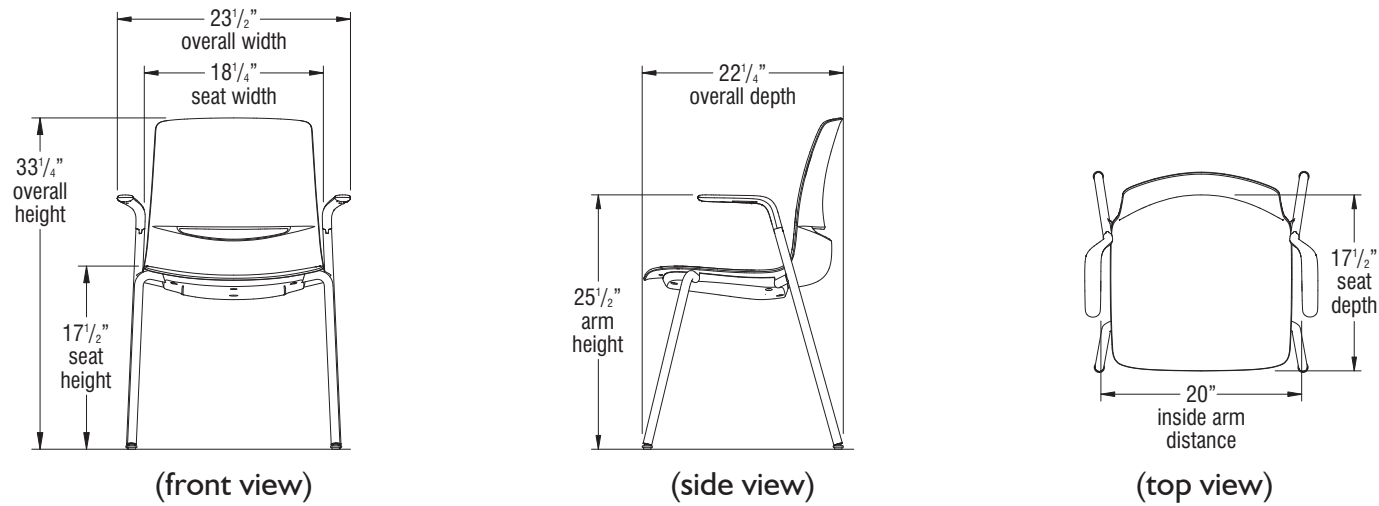
Compliance

Support frame, mechanism, and worksurface passes KI's internal testing for 250-pound weight capacity.

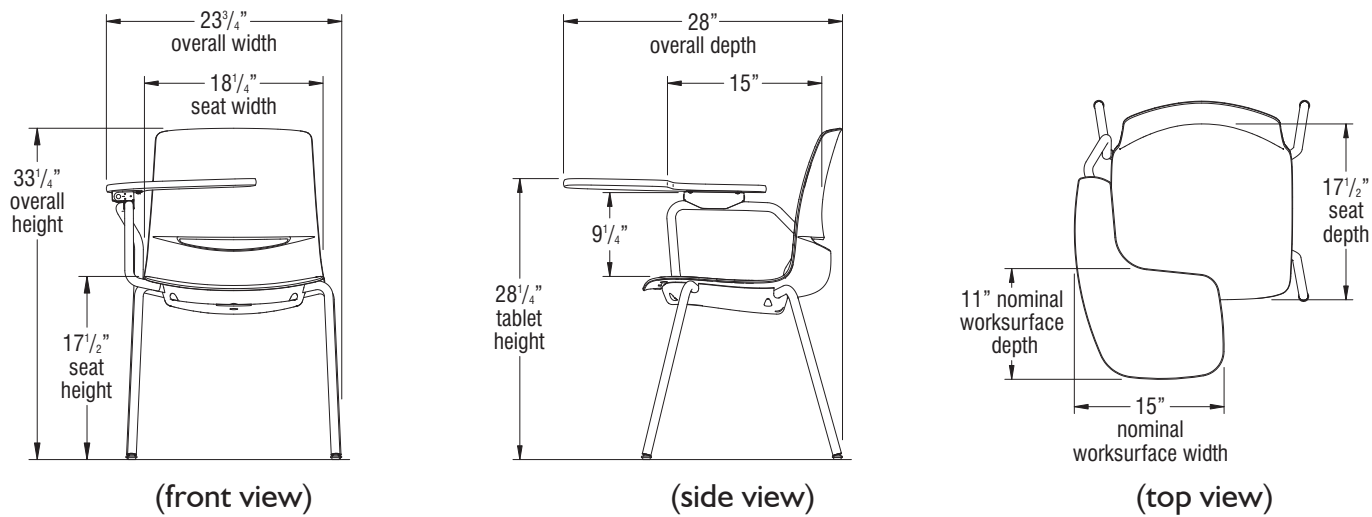


DIMENSIONS

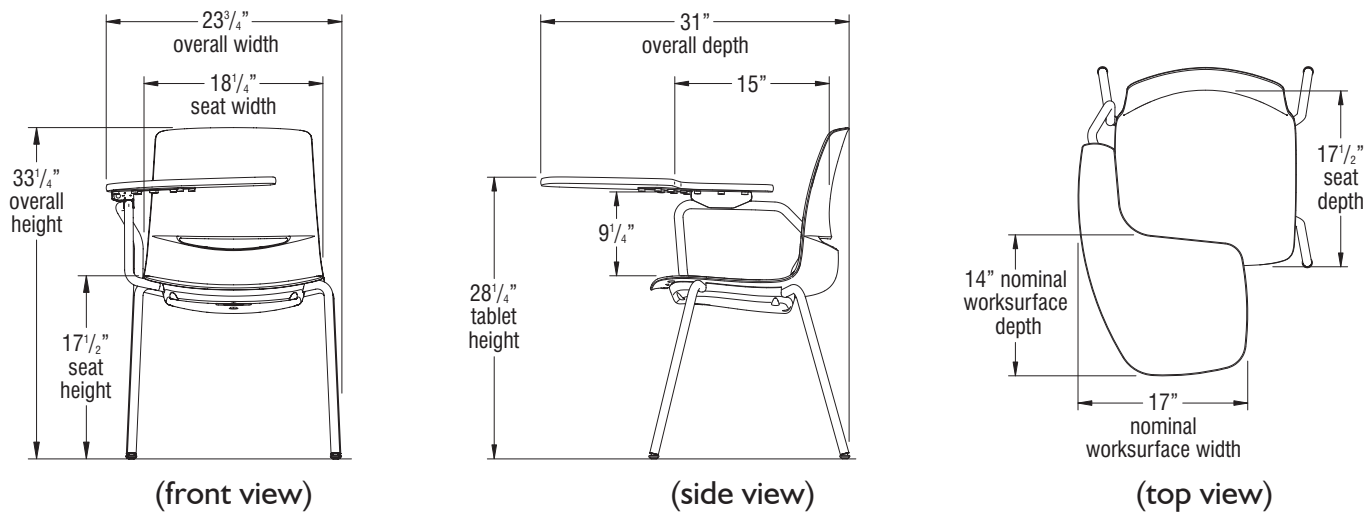
LimeLite 4-Leg Glide Stack Chair - Armchair - (model LL1111 shown)



LimeLite 4-Leg Glide Stack Chair - Flip-Up Tablet Armchair - (model LL113R shown)

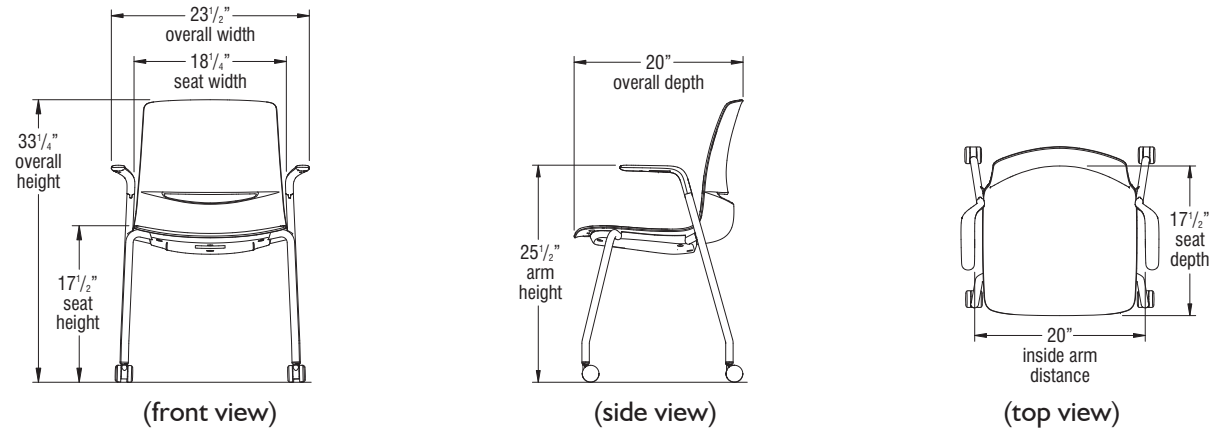


LimeLite 4-Leg Glide Stack Chair - Oversize Flip-Up Tablet Armchair - (model LL114R shown)

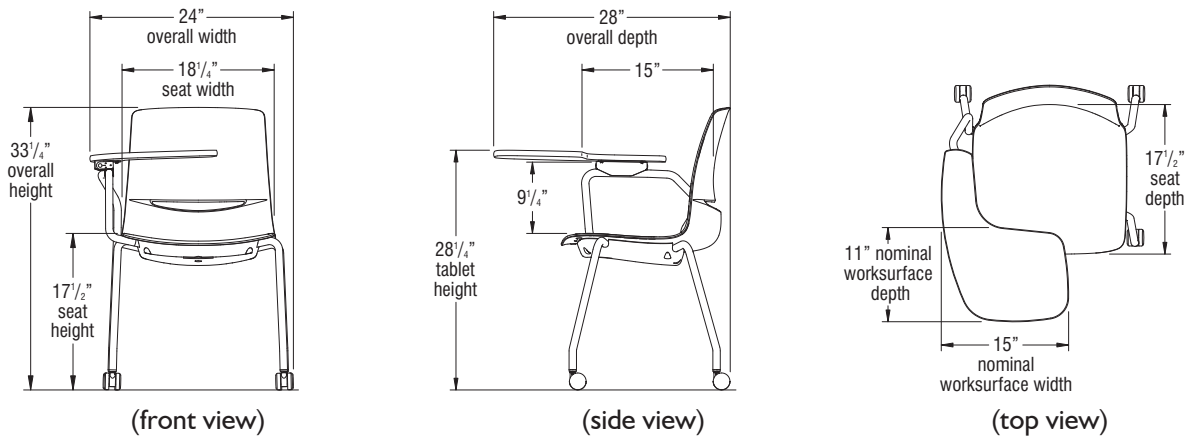


DIMENSIONS

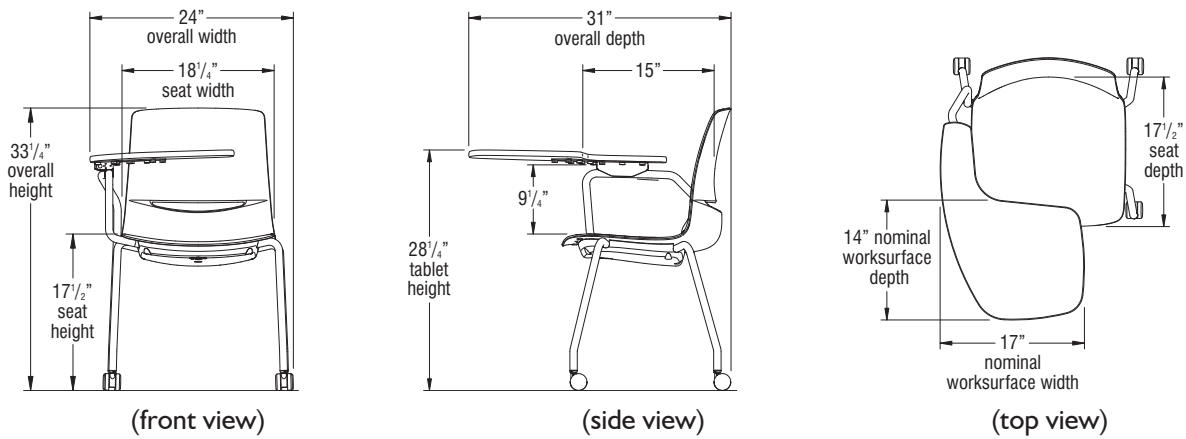
LimeLite 4-Leg Caster Stack Chair - Armchair - (model LL2111 shown)



LimeLite 4-Leg Caster Stack Chair - Flip-Up Tablet Armchair - (model LL213R shown)



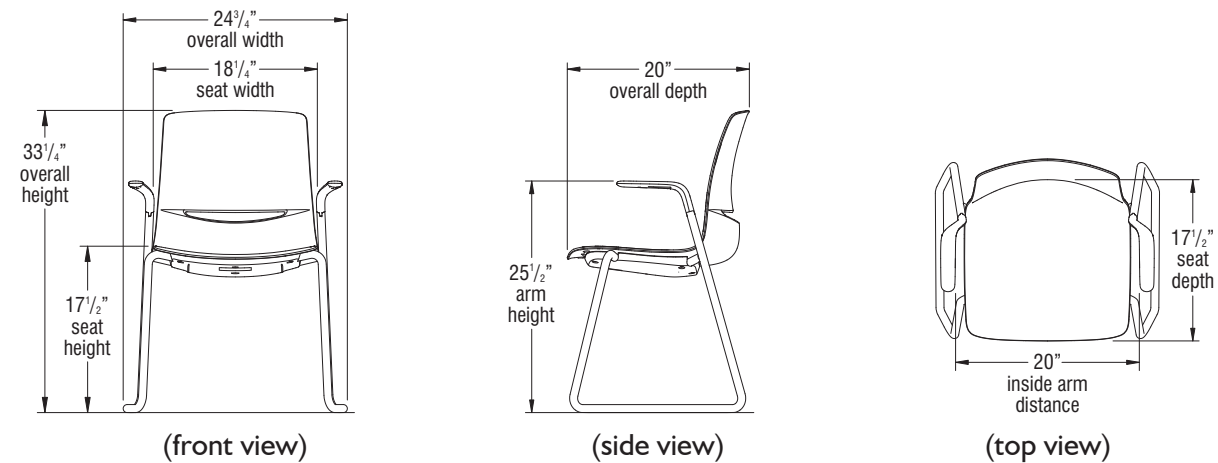
LimeLite 4-Leg Caster Stack Chair - Oversize Flip-Up Tablet Armchair - (model LL214R shown)



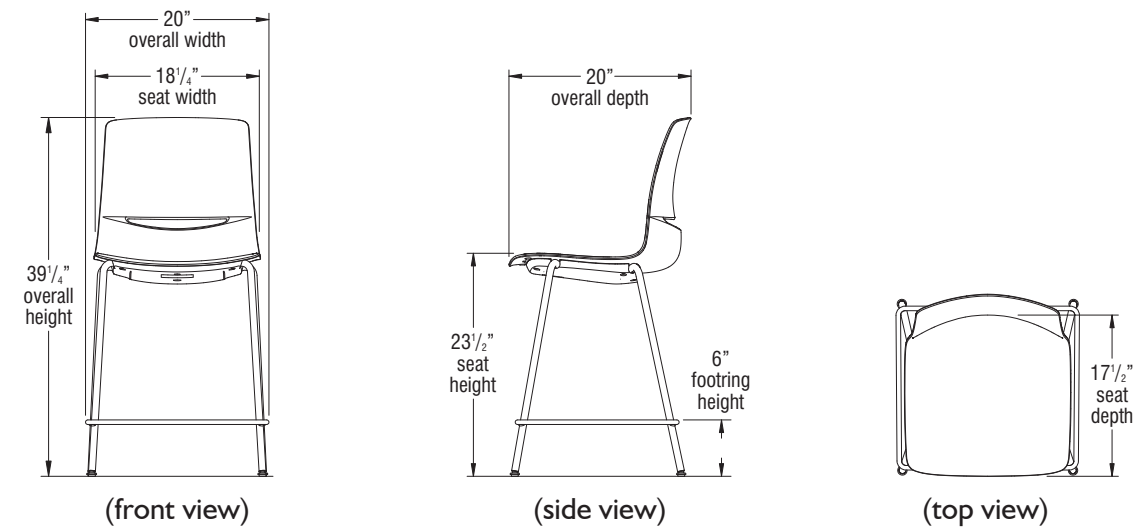


DIMENSIONS

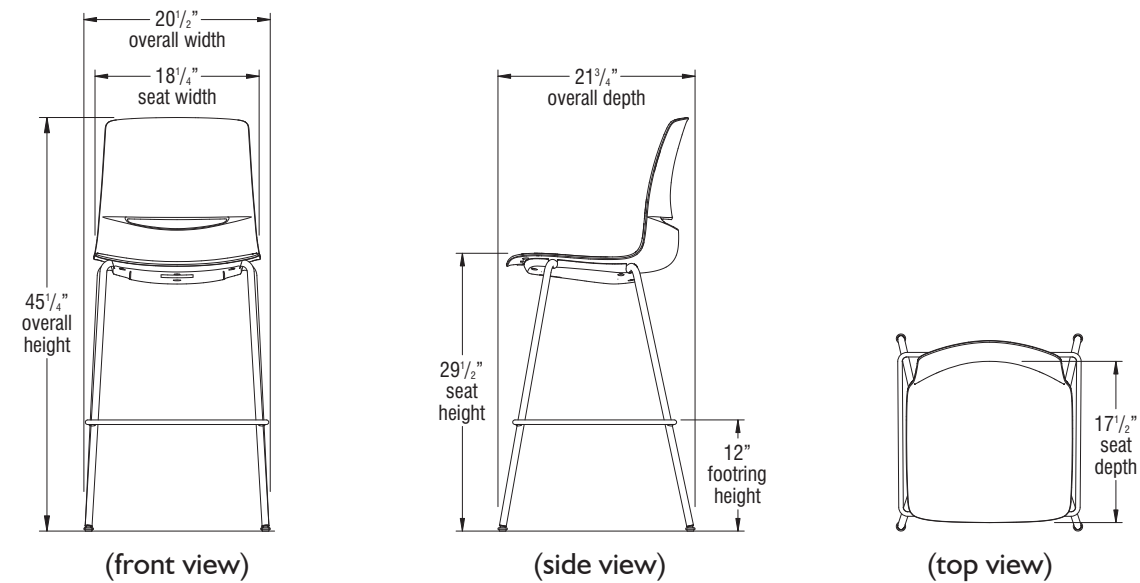
LimeLite Sled-Base Stack Chair - Armchair - (model LL3111 shown)



LimeLite 24" Café Stool (armless/non-stacking) - (model LL4100/24 shown)

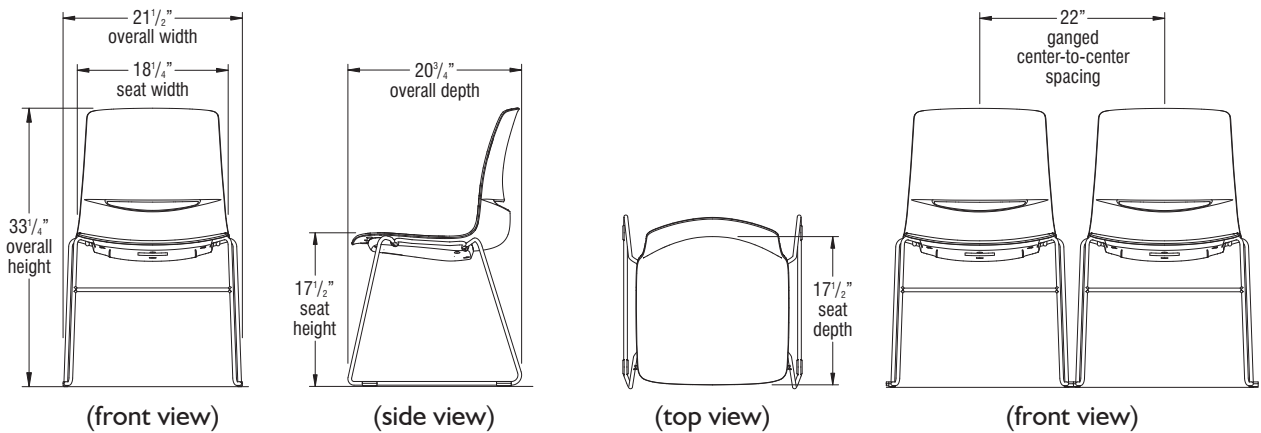


LimeLite 30" Café Stools (armless/non-stacking) - (model LL4100/30 shown)

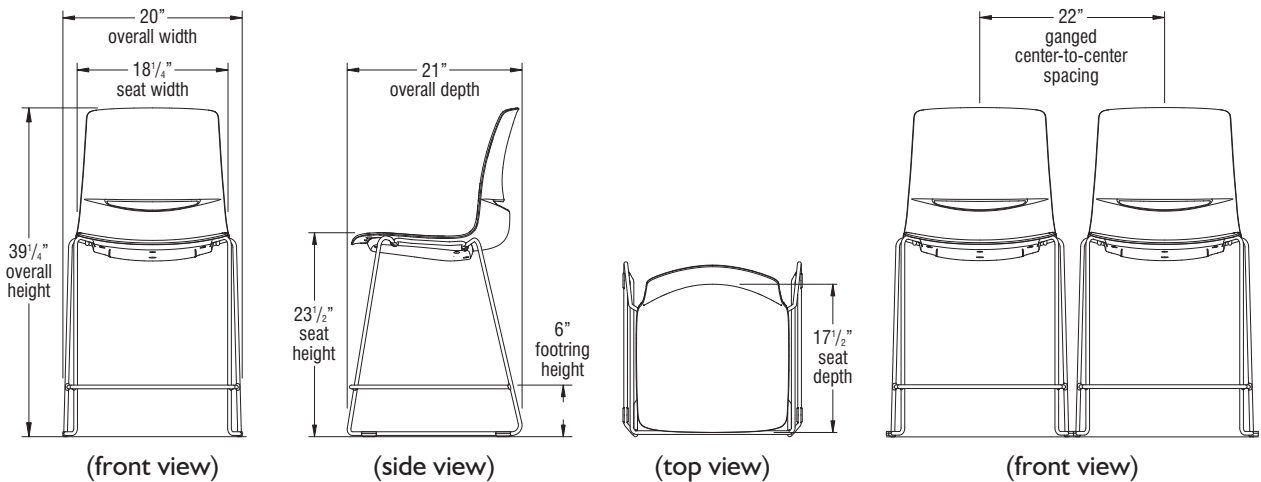


DIMENSIONS

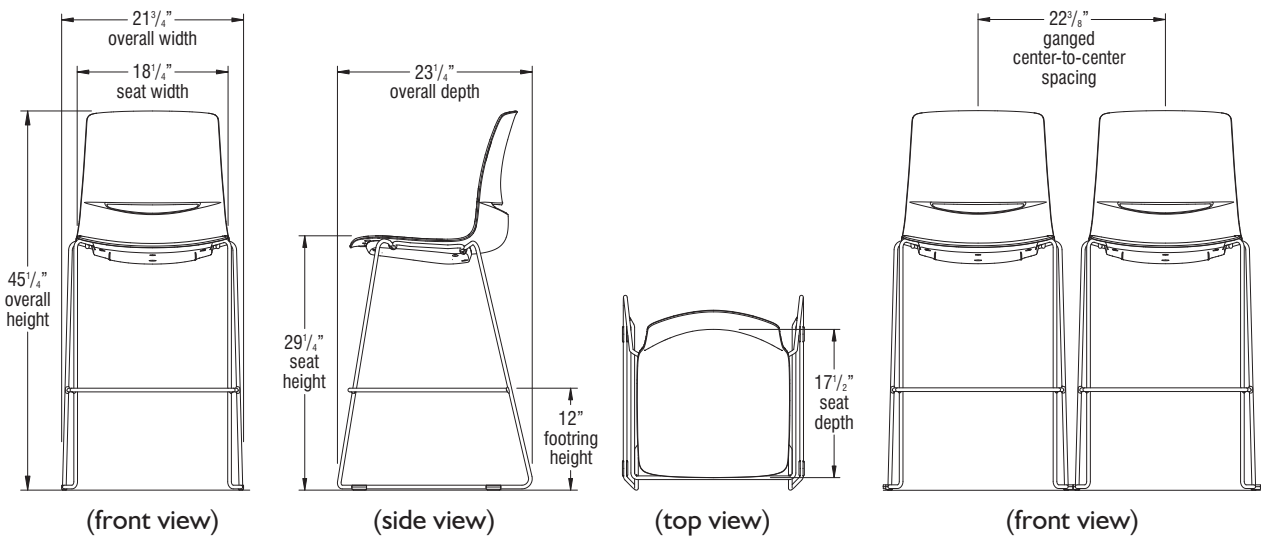
LimeLite High-Density Chair - Armless - (model LL7100 shown)



LimeLite 24" High-Density Stool - Armless - (model LLS100/24 shown)



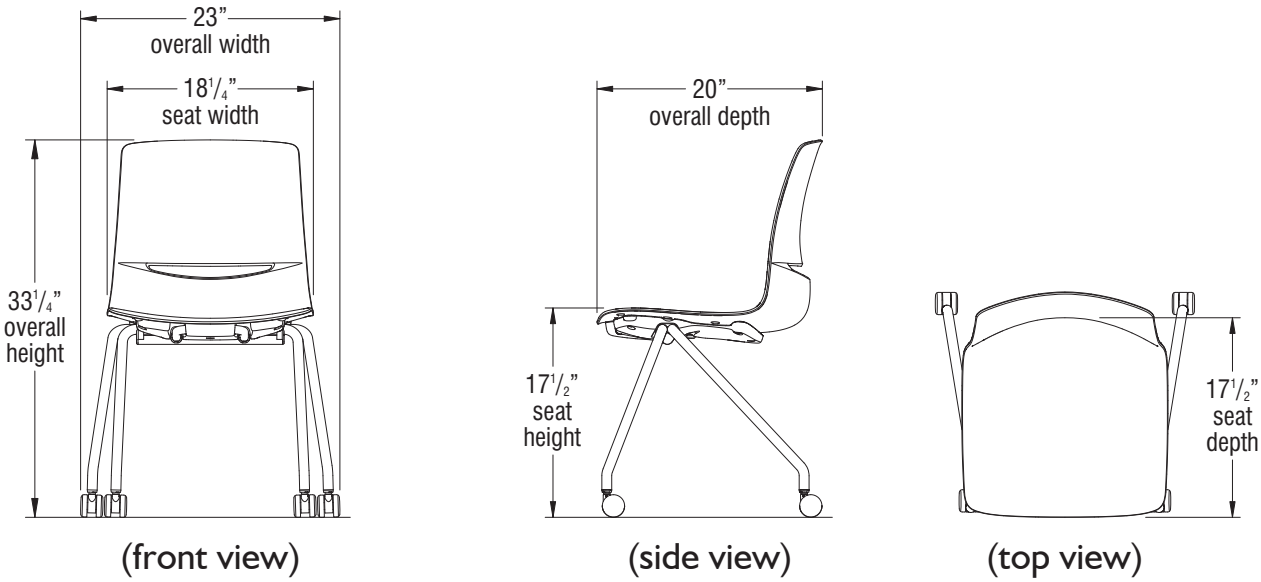
LimeLite 30" High-Density Stool - Armless - (model LLS100/30 shown)



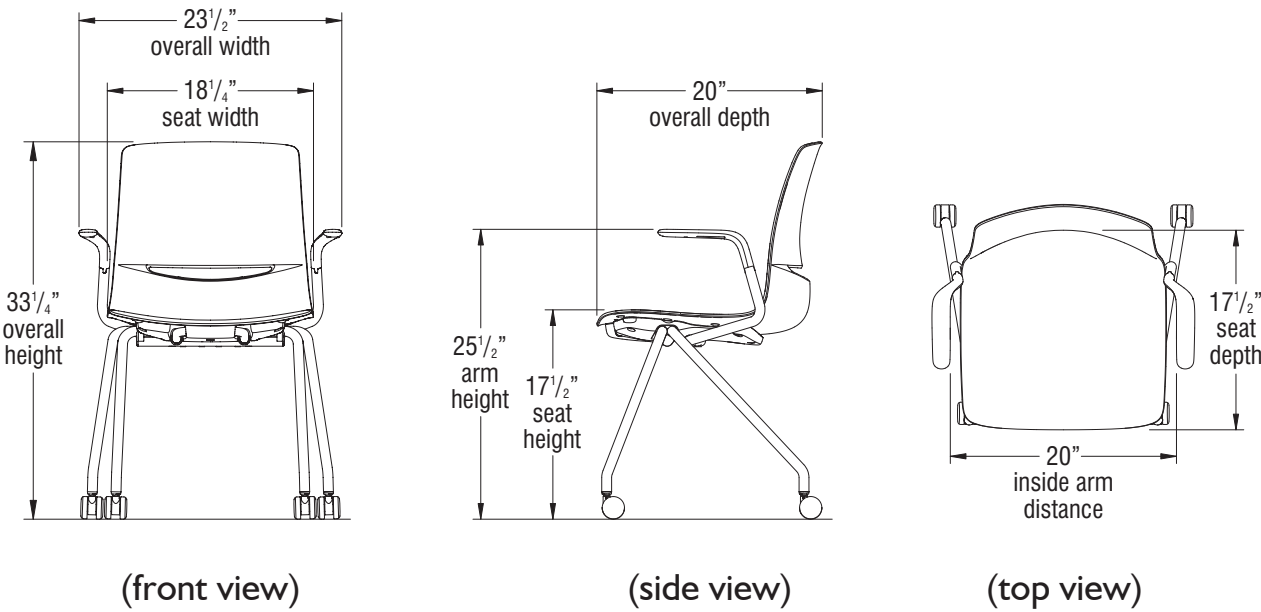


DIMENSIONS

LimeLite Nesting Chair - Armless Chair - (model LLA100 shown)



LimeLite Nesting Chair - Armchair - (model LLA111 shown)

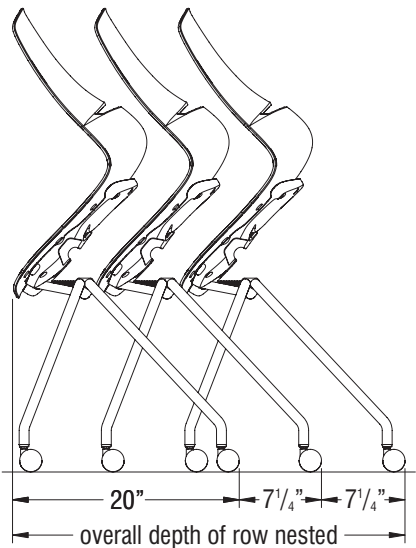
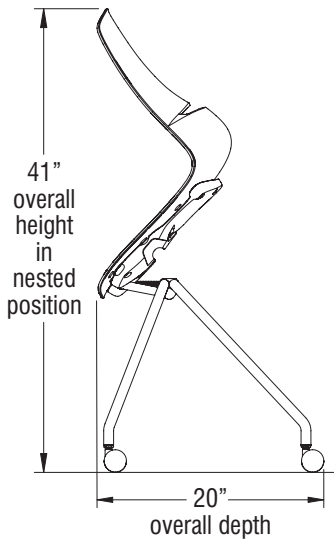


LimeLite Nesting Footprint Calculations

**Nesting Footprint Calculation:** Overall Depth of a Row = 20" for the first chair plus 7.25" for each additional chair.  
Examples: 2 chairs: 20" + (7.25" x 1) = 27.25"  
4 chairs: 20" + (7.25" x 3) = 41.75"

LimeLite Nesting Footprint Calculations

**Nesting Footprint Calculation:** Overall Depth of a Row = 20" for the first chair plus 7.25" for each additional chair.  
Examples: 2 chairs: 20" + (7.25" x 1) = 27.25"  
4 chairs: 20" + (7.25" x 3) = 41.75"



Nesting Chairs Footprint Examples	
Number of Chairs	Overall Depth of Nested Row
1	20"
2	27.25"
3	34.5"
4	41.75"
5+	Add 7.25" for each additional chair





STATEMENT OF LINE


LimeLite 4-Leg Glide Stack Chairs



Poly Seat  
Armless Chair  
LL1100



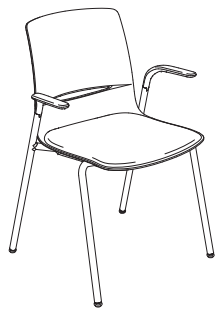
Upholstered Seat  
Armless Chair  
LL1200



Upholstered Seat & Backrest  
Armless Chair  
LL1300



Poly Seat  
Armchair  
LL1111



Upholstered Seat  
Armchair  
LL1211



Upholstered Seat & Backrest  
Armchair  
LL1311



Poly Seat  
Flip-Up Tablet Armchair RH  
LL113R



Upholstered Seat  
Flip-Up Tablet Armchair RH  
LL123R



Upholstered Seat & Backrest  
Flip-Up Tablet Armchair RH  
LL133R



Poly Seat  
Flip-Up Tablet Armchair LH  
LL113L



Upholstered Seat  
Flip-Up Tablet Armchair LH  
LL123L



Upholstered Seat & Backrest  
Flip-Up Tablet Armchair LH  
LL133L

STATEMENT OF LINE

LimeLite 4-Leg Glide Stack Chairs (cont.)



Poly Seat  
Oversize Flip-Up  
Tablet Armchair RH  
LL114R



Upholstered Seat  
Oversize Flip-Up  
Tablet Armchair RH  
LL124R



Upholstered Seat & Backrest  
Oversize Flip-Up  
Tablet Armchair RH  
LL134R



Poly Seat  
Oversize Flip-Up  
Tablet Armchair LH  
LL114L

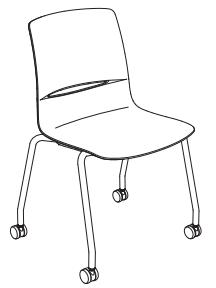


Upholstered Seat  
Oversize Flip-Up  
Tablet Armchair LH  
LL124L



Upholstered Seat & Backrest  
Oversize Flip-Up  
Tablet Armchair LH  
LL134L

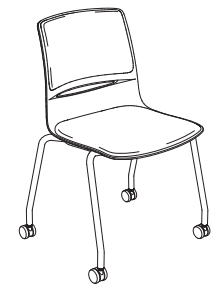
LimeLite 4-Leg Caster Stack Chairs



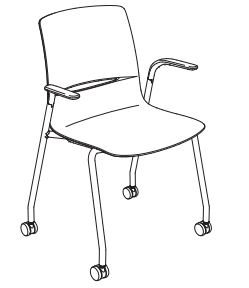
Poly Seat  
Armless Chair  
LL2100



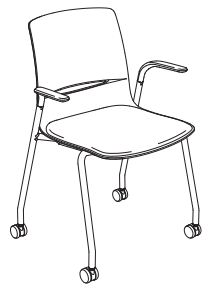
Upholstered Seat  
Armless Chair  
LL2200



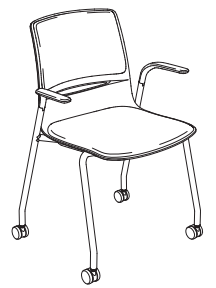
Upholstered Seat & Backrest  
Armless Chair  
LL2300



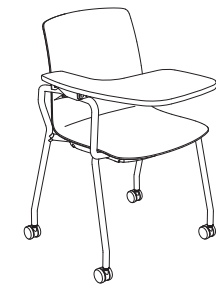
Poly Seat  
Armchair  
LL2111



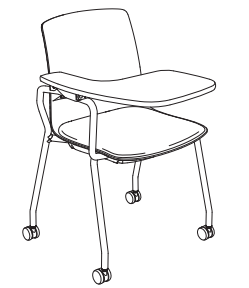
Upholstered Seat  
Armchair  
LL2211



Upholstered Seat & Backrest  
Armchair  
LL2311



Poly Seat  
Flip-Up Tablet Armchair RH  
LL213R

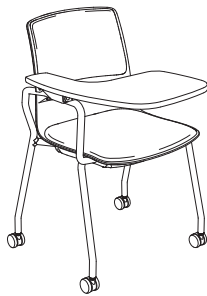


Upholstered Seat  
Flip-Up Tablet Armchair RH  
LL223R

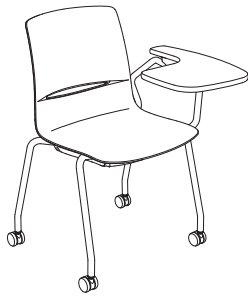


STATEMENT OF LINE

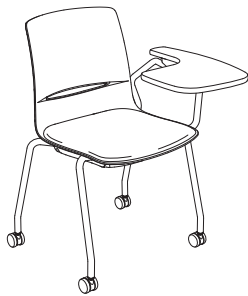
LimeLite 4-Leg Caster Stack Chairs (cont.)



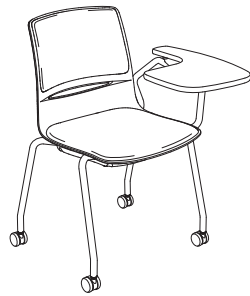
Upholstered Seat & Backrest  
Flip-Up Tablet Armchair RH  
LL233R



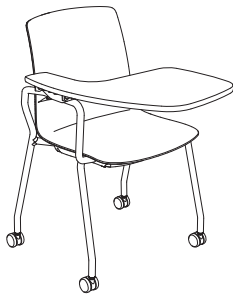
Poly Seat  
Flip-Up Tablet Armchair LH  
LL213L



Upholstered Seat  
Flip-Up Tablet Armchair LH  
LL223L



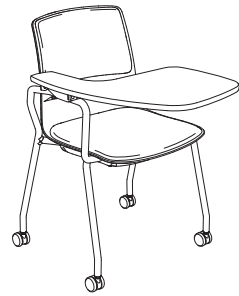
Upholstered Seat & Backrest  
Flip-Up Tablet Armchair LH  
LL233L



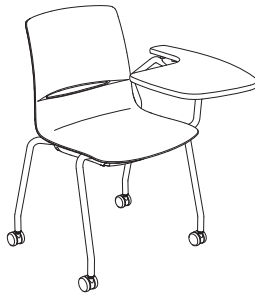
Poly Seat  
Oversize Flip-Up  
Tablet Armchair RH  
LL214R



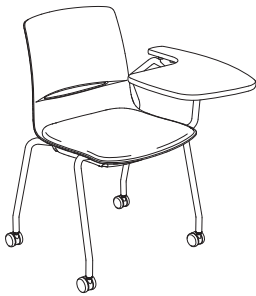
Upholstered Seat  
Oversize Flip-Up  
Tablet Armchair RH  
LL224R



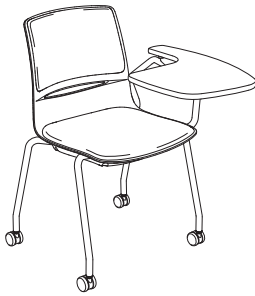
Upholstered Seat & Backrest  
Oversize Flip-Up  
Tablet Armchair RH  
LL234R



Poly Seat  
Oversize Flip-Up  
Tablet Armchair LH  
LL214L




Upholstered Seat  
Oversize Flip-Up  
Tablet Armchair LH  
LL224L



Upholstered Seat & Backrest  
Oversize Flip-Up  
Tablet Armchair LH  
LL234L


LimeLite Sled-Base Stack Chairs



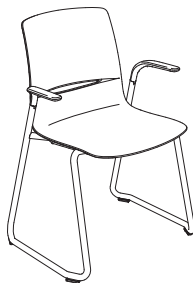
Poly Seat  
Armless Chair  
LL3100



Upholstered Seat  
Armless Chair  
LL3200



Upholstered Seat & Backrest  
Armless Chair  
LL3300



Poly Seat  
Armchair  
LL3111



Upholstered Seat  
Armchair  
LL3211



Upholstered Seat & Backrest  
Armchair  
LL3311

LimeLite Café Stools (armless/non-stacking)




24"  
Poly Seat  
LL4100/24




24"  
Upholstered Seat  
LL4200/24



24"  
Upholstered Seat & Backrest  
LL4300/24



30"  
Poly Seat  
LL4100/30



30"  
Upholstered Seat  
LL4200/30



30"  
Upholstered Seat & Backrest  
LL4300/30



<b>Stack/Nesting Seating Frame Color</b>		Hazy Jade	PHJ	White Nebula	LWL
Black	BL	Honey Bee	PHY	White Sand	LWN
Blue Grey	GR	Light Tone	PLG	Windsor Mahogany	LWY
Bronze Metallic	ZM	Mardi Gras	PMG		
Cayenne	CY	Misty Brown	PMY		
Champagne Metallic	CM	Nemo (available on armless models only)	PNE		
Chrome	CH	Nordic	PND		
Cool Grey	CG	Poppy Red	PPR		
Cottonwood	CO	Purple Haze	PPH		
Earthen Clay	EY	Rainforest	PRQ		
Espresso Metallic	EX	Raw Jasper	PRJ		
Everglade Shade	EV	Rubber Ducky	PRK		
Flannel	FN	Sand	PSA		
Glitz Metallic	GZ	Sky Blue	PSK		
Hazy Jade	HJ	Surf's Up	PSP		
Honey Bee	HY	Tarragon	PTQ		
Light Tone	LG	Twilight Shadow	PTI		
Mardi Gras	MG	Ultra Blue	PUB		
Misty Brown	MY	Warm Grey	PWG		
Nemo (available on armless models only)	NE	Zesty Lime (available on armless models only)	PZL		
Nordic	ND	Nemo and Zesty Lime are only available as standard color options on armless models. If required on an arm model, a PRM can be submitted for approval, provided the client has visually approved the color variation.			
Poppy Red	PR				
Purple Haze	PH				
Rainforest	RQ				
Raw Jasper	RJ	<b>Tablet Arm Color - Laminate</b>			
Rubber Ducky	RK	Beigewood	LBZ		
Sand	SA	Belair	LBQ		
Sky Blue	SK	Biltmore Cherry	LBT		
Starlight Silver Metallic	SX	Black	LBK		
Surf's Up	SP	Brighton Walnut	LBW		
Tarragon	TQ	Castle Oak	LCO		
Twilight Shadow	TI	Cherry Storm	LCX		
Ultra Blue	UB	Classic Linen	LCI		
Warm Grey	WG	Cocobala	LCC		
Zesty Lime (available on armless models only)	ZL	Crisp Linen	LRI		
Black Textured (Matte)	BLT	Designer White	LDR		
Cool Grey Textured (Matte)	CGT	Dove Grey	LDG		
Cottonwood Textured (Matte)	COT	Florence Walnut	LFC		
Flannel Textured (Matte)	FNT	Friston Ash	LFH		
Warm Grey Textured (Matte)	WGT	Frosty White	LFW		
Nemo and Zesty Lime are only available as standard color options on armless models. If required on an arm model, a PRM can be submitted for approval, provided the client has visually approved the color variation.		Graphite Nebula	LGN		
		Grey	LGE		
		High Rise	LHE		
		Hollyberry	LHY		
Armrest matches frame finish except for chrome, metallic, or hammertone, then arm matches poly pick. NOTE: Textured finishes are NOT available on Nesting Seating.		Island	LID		
		Italian Silver Ash	LIT		
		Kensington Maple	LKM		
		Lapis Blue	LLB		
<b>Poly Color - Shell</b>		Monticello Maple	LMT		
Black	PBL	North Sea	LNA		
Blue Grey	PGR	Ocean	LON		
Cayenne	PCY	Pinnacle Walnut	LPW		
Cool Grey	PCG	River Cherry	LRY		
Cottonwood	PCO	Shadow Zephyr	LSR		
Earthen Clay	PEY	Sterling Ash	LAZ		
Everglade Shade	PEV	Titanium Evolv	LTV		
Flannel	PFN				

Finish Cards



View color swatches for items listed within this document.

- Paints
- Plastics/Poly
- Wood/Veneer
- Laminates
- Molded Edges
- Edge Styles
- Hard Plastics
- Glass

Certain options referenced may not be available on GSA Schedule.





			MODEL NUMBER																
			Basic Model	Fire Code	Shell Color	Frame/ Armrest Finish*	Caster Color	Glide Option	Upholstery Color										
MODEL	Features									Approx. Packaged Weight	Delivered Pricing	Delivered Pricing Fabric Grade 1 & C.O.M.	Delivered Pricing Fabric Grade 2	Delivered Pricing Fabric Grade 3 & Group 2V Vinyl	Delivered Pricing Pallas Fabric Group P0	Delivered Pricing Pallas Fabric Group P1	Delivered Pricing Pallas Fabric Group P2	Delivered Pricing Pallas Fabric Group P3	
 LL11 LL12 LL13	<b>Four-Leg Armless Chair with Glides</b> <ul style="list-style-type: none"><li>• One-piece shell</li><li>• Passive Flex</li><li>• Expansive color options</li><li>• Large family</li><li>• 400 pound approved</li><li>• Stacking</li></ul>	Poly Seat/Back	LL1100	NFR	<input type="checkbox"/> <input type="checkbox"/>	<input type="checkbox"/> <input type="checkbox"/>		<input type="checkbox"/> <input type="checkbox"/> <input type="checkbox"/>		21.3#	\$ 260								
	Uph Seat/Poly Back	LL1200	NFR	<input type="checkbox"/> <input type="checkbox"/>	<input type="checkbox"/> <input type="checkbox"/>		<input type="checkbox"/> <input type="checkbox"/> <input type="checkbox"/> <input type="checkbox"/> <input type="checkbox"/> <input type="checkbox"/>		23.3#	N/A	463	470	484	472	521	541	563		
	Uph Seat Back	LL1300	NFR	<input type="checkbox"/> <input type="checkbox"/>	<input type="checkbox"/> <input type="checkbox"/>		<input type="checkbox"/> <input type="checkbox"/> <input type="checkbox"/> <input type="checkbox"/> <input type="checkbox"/> <input type="checkbox"/>		23.3#	N/A	533	540	554	542	591	611	633		
 LL21 LL22 LL23	<b>Four-Leg Armless Chair with Casters</b> <ul style="list-style-type: none"><li>• One-piece shell</li><li>• Passive Flex</li><li>• Expansive color options</li><li>• Large family</li><li>• 400 pound approved</li><li>• Dual surface casters</li><li>• Stacking on floor only</li></ul>	Poly Seat/Back	LL2100	NFR	<input type="checkbox"/> <input type="checkbox"/>	<input type="checkbox"/> <input type="checkbox"/>	<input type="checkbox"/> <input type="checkbox"/> <input type="checkbox"/> <input type="checkbox"/>			22.3#	\$ 309								
	Uph Seat/Poly Back	LL2200	NFR	<input type="checkbox"/> <input type="checkbox"/>	<input type="checkbox"/> <input type="checkbox"/>	<input type="checkbox"/> <input type="checkbox"/> <input type="checkbox"/> <input type="checkbox"/>	<input type="checkbox"/> <input type="checkbox"/> <input type="checkbox"/> <input type="checkbox"/> <input type="checkbox"/> <input type="checkbox"/>		24.3#	N/A	513	519	534	522	570	591	612		
	Uph Seat/Back	LL2300	NFR	<input type="checkbox"/> <input type="checkbox"/>	<input type="checkbox"/> <input type="checkbox"/>	<input type="checkbox"/> <input type="checkbox"/> <input type="checkbox"/> <input type="checkbox"/>	<input type="checkbox"/> <input type="checkbox"/> <input type="checkbox"/> <input type="checkbox"/> <input type="checkbox"/> <input type="checkbox"/>		22.3#	N/A	583	589	604	592	640	661	682		
			<b>A</b>	<b>B</b>	<b>C</b>	<b>D</b>	<b>E</b>	<b>F</b>	<b>G</b>										

HOW TO ORDER

Indicate the following information on order form:

1. Quantity of each item.
2. Model number, including options. See “How To Build a Model Number”.
3. Any special service required.

Note:

- The ☐ indicates that a choice is required.
- The absence of the ☐ indicates that no choice is required.
- Alpha-numeric characters in place of ☐ indicate that no other alternatives are available.

HOW TO BUILD A MODEL NUMBER

<b>A</b> Select basic model.
<b>B</b> Select fire code. NFR - Compliance to TB 117-2013
<b>C</b> Select shell color. Refer to the <b>Product Color Options</b> page in this price list.
<b>D</b> Select frame/armrest color. Refer to the <b>Product Color Options</b> page in this price list.
<b>E</b> Select caster color. UCBL - Dual Surface Casters, Black UCCO - Dual Surface Casters, Cottonwood; add \$27 UCWG - Dual Surface Casters, Warm Grey ; add \$27
<b>F</b> Select glide option. GFT - Felt glides GPL - Plastic glides GSL - Steel glides
<b>G</b> Select upholstery grade/color. Refer to <a href="#">ki.com/fabrics</a>

UPHOLSTERY INFORMATION

**C.O.M. Upholstery**  
C.O.M. requirement for 10 chairs or less with upholstered seat is 3/4 yard per chair of 54” wide nondirectional fabric. For orders of 11 or more with upholstered seat and for complete information on ordering C.O.M. see “Ordering Customer’s Own Material (C.O.M) Upholstery” section.

SPECIAL SERVICES



Special Carton Marking

With specially marked information N/C

**Shipping**  
Ships **assembled, FOB Green Bay, WI 54302, freight prepaid.** Freight class 125.

Specifications and prices are subject to change without prior notice.



			MODEL NUMBER																
	MODEL	Features	Basic Model	Fire Code	Shell Color	Frame/ Armrest Finish*	Caster Color	Glide Option	Upholstery Color		Approx. Packaged Weight	Delivered Pricing	Delivered Pricing Fabric Grade 1 & C.O.M.	Delivered Pricing Fabric Grade 2	Delivered Pricing Fabric Grade 3 & Group 2V Vinyl	Delivered Pricing Pallas Fabric Group P0	Delivered Pricing Pallas Fabric Group P1	Delivered Pricing Pallas Fabric Group P2	Delivered Pricing Pallas Fabric Group P3
 LL11 LL12 LL13	<b>Four-Leg Arm Chair with Glides</b> <ul style="list-style-type: none"><li>• One-piece shell</li><li>• Passive Flex</li><li>• Expansive color options</li><li>• Large family</li><li>• 400 pound approved</li><li>• Stacking</li><li>• Armrest matches frame finish except for chrome, metallic or hammertone, then the arm matches poly pick.</li></ul>	Poly Seat/Back	LL1111	NFR	<input type="checkbox"/> <input type="checkbox"/>	<input type="checkbox"/> <input type="checkbox"/>		<input type="checkbox"/> <input type="checkbox"/> <input type="checkbox"/>			24.0#	\$ 338							
		Uph Seat/Poly Back	LL1211	NFR	<input type="checkbox"/> <input type="checkbox"/>	<input type="checkbox"/> <input type="checkbox"/>		<input type="checkbox"/> <input type="checkbox"/> <input type="checkbox"/>	<input type="checkbox"/> <input type="checkbox"/> <input type="checkbox"/> <input type="checkbox"/>		26.0#	N/A	542	549	563	551	599	620	642
		Uph Seat/Back	LL1311	NFR	<input type="checkbox"/> <input type="checkbox"/>	<input type="checkbox"/> <input type="checkbox"/>		<input type="checkbox"/> <input type="checkbox"/> <input type="checkbox"/>	<input type="checkbox"/> <input type="checkbox"/> <input type="checkbox"/> <input type="checkbox"/>		24.0#	N/A	612	619	633	621	669	690	712
 LL21 LL22 LL23	<b>Four-Leg Arm Chair with Casters</b> <ul style="list-style-type: none"><li>• One-piece shell</li><li>• Passive Flex</li><li>• Expansive color options</li><li>• Large family</li><li>• 400 pound approved</li><li>• Dual surface casters</li><li>• Stacking on floor only</li><li>• Armrest matches frame finish except for chrome, metallic or hammertone, then the arm matches poly pick.</li></ul>	Poly Seat/Back	LL2111	NFR	<input type="checkbox"/> <input type="checkbox"/>	<input type="checkbox"/> <input type="checkbox"/>	<input type="checkbox"/> <input type="checkbox"/> <input type="checkbox"/>			25.0#	\$ 388								
		Uph Seat/Poly Back	LL2211	NFR	<input type="checkbox"/> <input type="checkbox"/>	<input type="checkbox"/> <input type="checkbox"/>	<input type="checkbox"/> <input type="checkbox"/> <input type="checkbox"/>		<input type="checkbox"/> <input type="checkbox"/> <input type="checkbox"/> <input type="checkbox"/>	27.0#	N/A	591	597	611	599	648	669	690	
		Uph Seat/Back	LL2311	NFR	<input type="checkbox"/> <input type="checkbox"/>	<input type="checkbox"/> <input type="checkbox"/>	<input type="checkbox"/> <input type="checkbox"/> <input type="checkbox"/>		<input type="checkbox"/> <input type="checkbox"/> <input type="checkbox"/> <input type="checkbox"/>	22.3#	N/A	661	667	681	669	718	739	760	
			<b>A</b>	<b>B</b>	<b>C</b>	<b>D</b>	<b>E</b>	<b>F</b>	<b>G</b>										

HOW TO ORDER

Indicate the following information on order form:

1. Quantity of each item.
2. Model number, including options. See “How To Build a Model Number”.
3. Any special service required.

Note:

- The ☐ indicates that a choice is required.
- The absence of the ☐ indicates that no choice is required.
- Alpha-numeric characters in place of ☐ indicate that no other alternatives are available.

HOW TO BUILD A MODEL NUMBER

- A** Select basic model.  
**B** Select fire code.  
NFR - Compliance to TB 117-2013  
**C** Select shell color.  
Refer to the **Product Color Options** page in this price list.  
**D** Select frame/armrest color.  
Refer to the **Product Color Options** page in this price list.  
\*See NOTE.  
**E** Select caster color.  
UCBL - Dual Surface Casters, Black  
UCCO - Dual Surface Casters, Cottonwood  
add \$27  
UCWG - Dual Surface Casters, Warm Grey ;  
add \$27

- F** Select glide option.  
GFT - Felt glides  
GPL - Plastic glides  
GSL - Steel glides  
**G** Select upholstery grade/color.  
Refer to [ki.com/fabrics](https://www.ki.com/fabrics)

**NOTE**  
\*Armrest matches frame finish except for chrome, metallic or hammertone, then arm matches poly pick.

UPHOLSTERY INFORMATION

**C.O.M. Upholstery**  
C.O.M. requirement for 10 chairs or less with upholstered seat is 3/4 yard per chair of 54” wide nondirectional fabric. For orders of 11 or more with upholstered seat and for complete information on ordering C.O.M. see “Ordering Customer’s Own Material (C.O.M) Upholstery” section.

SPECIAL SERVICES

Special Carton Marking

With specially marked information N/C

**Shipping**  
Ships **assembled, FOB Green Bay, WI 54302, freight prepaid.** Freight class 125.

Specifications and prices are subject to change without prior notice.



		MODEL NUMBER																		

HOW TO ORDER

Indicate the following information on order form:  
1. Quantity of each item.  
2. Model number, including options. See “How To Build a Model Number”.  
3. Any special service required.

Note: • The ☐ indicates that a choice is required.  
• The absence of the ☐ indicates that no choice is required.  
• Alpha-numeric characters in place of ☐ indicate that no other alternatives are available.

HOW TO BUILD A MODEL NUMBER

- A**Select basic model.  
**B**Select fire code.  
**C**Select shell color.  
**D**Select frame/armrest color.  
**E**Select caster color.
- UCBL

- Dual Surface Casters, Black

UCCO

- Dual Surface Casters, Cottonwood;

add \$27

UCWG

- Dual Surface Casters, Warm Grey ;

add \$27

- Compliance to TB 117-2013
- F**Select glide option.  
**G**Select tablet arm color.  
**H**Select upholstery grade/color.
- GFT

- Felt glides

GPL

- Plastic glides

GSL

- Steel glides

Refer to the **Product Color Options** page in this price list.

Refer to [ki.com/fabrics](https://www.ki.com/fabrics)

UPHOLSTERY INFORMATION

**C.O.M. Upholstery**  
C.O.M. requirement for 10 chairs or less with upholstered seat is 3/4 yard per chair of 54” wide nondirectional fabric. For orders of 11 or more with upholstered seat and for complete information on ordering C.O.M. see “Ordering Customer’s Own Material (C.O.M) Upholstery” section.

SPECIAL SERVICES

Special Carton Marking

With specially marked information N/C

Shipping

Ships **assembled, FOB Green Bay, WI 54302, freight prepaid.** Freight class 125.

Specifications and prices are subject to change without prior notice.

LimeLite™ Seating  
Four-Leg Stack Chairs



LimeLite™ Seating  
Four-Leg Stack Chairs

		MODEL NUMBER																	
		</																	

**A** **B** **C** **D** **E** **F** **G** **H**

HOW TO ORDER

Indicate the following information on order form:  
1. Quantity of each item.  
2. Model number, including options. See “How To Build a Model Number”.  
3. Any special service required.

Note: • The ☐ indicates that a choice is required.  
• The absence of the ☐ indicates that no choice is required.  
• Alpha-numeric characters in place of ☐ indicate that no other alternatives are available.

HOW TO BUILD A MODEL NUMBER

- A** Select basic model.
- B** Select fire code.  
NFR - Compliance to TB 117-2013
- C** Select shell color.  
Refer to the **Product Color Options** page in this price list.
- D** Select frame/armrest color.  
Refer to the **Product Color Options** page in this price list.
- E** Select caster color.  
UCBL - Dual Surface Casters, Black  
UCCO - Dual Surface Casters, Cottonwood  
add \$27  
UCWG - Dual Surface Casters, Warm Grey ;  
add \$27
- F** Select glide option.  
GFT - Felt glides  
GPL - Plastic glides  
GSL - Steel glides
- G** Select tablet arm color.  
Refer to the **Product Color Options** page in this price list.
- H** Select upholstery grade/color.  
Refer to [ki.com/fabrics](https://www.ki.com/fabrics)

UPHOLSTERY INFORMATION

**C.O.M. Upholstery**  
C.O.M. requirement for 10 chairs or less with upholstered seat is 3/4 yard per chair of 54” wide nondirectional fabric. For orders of 11 or more with upholstered seat and for complete information on ordering C.O.M. see “Ordering Customer’s Own Material (C.O.M) Upholstery” section.

SPECIAL SERVICES

Special Carton Marking

With specially marked information N/C



**Shipping**  
Ships **assembled, FOB Green Bay, WI 54302, freight prepaid.** Freight class 125.

Specifications and prices are subject to change without prior notice.

LimeLite™ Seating  
Four-Leg Nesting Chairs



LimeLite™ Seating  
Four-Leg Nesting Chairs

			MODEL NUMBER														
			Basic Model	Fire Code	Shell Color	Frame/ Armrest Finish*	Caster Color	Upholstery Color									
MODEL	Features								Approx. Packaged Weight	Delivered Pricing	Delivered Pricing Fabric Grade 1 & C.O.M.	Delivered Pricing Fabric Grade 2	Delivered Pricing Fabric Grade 3 & Group 2V Vinyl	Delivered Pricing Pallas Fabric Group P0	Delivered Pricing Pallas Fabric Group P1	Delivered Pricing Pallas Fabric Group P2	Delivered Pricing Pallas Fabric Group P3
  LLA1 LLA2 LLA3	<b>Four-Leg Nesting Armless Chair with Casters</b> <ul style="list-style-type: none"><li>• One-piece shell</li><li>• Passive Flex</li><li>• Expansive color options</li><li>• Large family</li><li>• 400 pound approved</li><li>• Non-stacking</li></ul>	Poly Seat/Back	LLA100	NFR	<input type="checkbox"/> <input type="checkbox"/>	<input type="checkbox"/> <input type="checkbox"/>	<input type="checkbox"/> <input type="checkbox"/> <input type="checkbox"/>		19.5#	\$ 556							
		Uph Seat/Poly Back	LLA200	NFR	<input type="checkbox"/> <input type="checkbox"/>	<input type="checkbox"/> <input type="checkbox"/>	<input type="checkbox"/> <input type="checkbox"/> <input type="checkbox"/> <input type="checkbox"/>		22.0#	N/A	759	766	780	768	817	837	859
		Uph Seat/Back	LLA300	NFR	<input type="checkbox"/> <input type="checkbox"/>	<input type="checkbox"/> <input type="checkbox"/>	<input type="checkbox"/> <input type="checkbox"/> <input type="checkbox"/> <input type="checkbox"/>		21.5#	N/A	829	836	850	838	887	907	929
  LLA1 LLA2 LLA3	<b>Four-Leg Nesting Arm Chair with Casters</b> <ul style="list-style-type: none"><li>• One-piece shell</li><li>• Passive Flex</li><li>• Expansive color options</li><li>• Large family</li><li>• 400 pound approved</li><li>• Non-stacking</li></ul>	Poly Seat/Back	LLA111	NFR	<input type="checkbox"/> <input type="checkbox"/>	<input type="checkbox"/> <input type="checkbox"/>	<input type="checkbox"/> <input type="checkbox"/> <input type="checkbox"/> <input type="checkbox"/>		21.5#	\$ 631							
		Uph Seat/Poly Back	LLA211	NFR	<input type="checkbox"/> <input type="checkbox"/>	<input type="checkbox"/> <input type="checkbox"/>	<input type="checkbox"/> <input type="checkbox"/> <input type="checkbox"/> <input type="checkbox"/> <input type="checkbox"/> <input type="checkbox"/>		24.0#	N/A	834	841	855	843	892	912	934
		Uph Seat/Back	LLA311	NFR	<input type="checkbox"/> <input type="checkbox"/>	<input type="checkbox"/> <input type="checkbox"/>	<input type="checkbox"/> <input type="checkbox"/> <input type="checkbox"/> <input type="checkbox"/> <input type="checkbox"/> <input type="checkbox"/>		21.5#	N/A	904	911	925	913	962	982	1004
			<b>A</b>	<b>B</b>	<b>C</b>	<b>D</b>	<b>E</b>	<b>F</b>									

HOW TO ORDER

Indicate the following information on order form:

1. Quantity of each item.
2. Model number, including options. See “How To Build a Model Number”.
3. Any special service required.

Note:

- The ☐ indicates that a choice is required.
- The absence of the ☐ indicates that no choice is required.
- Alpha-numeric characters in place of ☐ indicate that no other alternatives are available.

HOW TO BUILD A MODEL NUMBER

- A**Select basic model.
- B**Select fire code.  
NFR - Compliance to TB 117-2013
- C**Select shell color.  
Refer to the **Product Color Options** page in this price list.
- D**Select frame/armrest color.  
Refer to the **Product Color Options** page in this price list.  
\*See NOTE.
- E**Select caster color.  
UCBL - Dual Surface Casters, Black  
UCCO - Dual Surface Casters, Cotton-wood; add \$27  
UCWG - Dual Surface Casters, Warm Grey ; add \$27
- F**Select upholstery grade/color.  
Refer to [ki.com/fabrics](https://www.ki.com/fabrics)

NOTE

\*Armrest matches frame finish except for chrome, metallic or hammertone, then arm matches poly pick.

UPHOLSTERY INFORMATION

**C.O.M. Upholstery**  
C.O.M. requirement for 10 chairs or less with upholstered seat is 3/4 yard per chair of 54” wide nondirectional fabric. For orders of 11 or more with upholstered seat and for complete information on ordering C.O.M. see “Ordering Customer’s Own Material (C.O.M) Upholstery” section.

SPECIAL SERVICES



Special Carton Marking

With specially marked information N/C

**Shipping**  
Ships **assembled, FOB Green Bay, WI 54302, freight prepaid.** Freight class 125.

Specifications and prices are subject to change without prior notice.



			MODEL NUMBER														
			Basic Model	Fire Code	Shell Color	Frame/ Armrest Finish*	Glide Option	Upholstery Color	Approx. Packaged Weight	Delivered Pricing	Delivered Pricing Fabric Grade 1 & C.O.M.	Delivered Pricing Fabric Grade 2	Delivered Pricing Fabric Grade 3 & Group 2V Vinyl	Delivered Pricing Pallas Fabric Group P0	Delivered Pricing Pallas Fabric Group P1	Delivered Pricing Pallas Fabric Group P2	Delivered Pricing Pallas Fabric Group P3
  LL31 LL32 LL33	<b>Sled Base Armless Chair</b> <ul style="list-style-type: none"><li>• One-piece shell</li><li>• Passive Flex</li><li>• Expansive color options</li><li>• Large family</li><li>• 400 pound approved</li><li>• Stacking</li></ul>	Poly Seat/Back	LL3100	NFR	<input type="checkbox"/> <input type="checkbox"/>	<input type="checkbox"/> <input type="checkbox"/>	<input type="checkbox"/> <input type="checkbox"/> <input type="checkbox"/>		24.3#	\$ 295							
		Uph Seat/Poly Back	LL3200	NFR	<input type="checkbox"/> <input type="checkbox"/>	<input type="checkbox"/> <input type="checkbox"/>	<input type="checkbox"/> <input type="checkbox"/> <input type="checkbox"/> <input type="checkbox"/> <input type="checkbox"/> <input type="checkbox"/>		26.3#	N/A	499	505	519	508	556	577	598
		Uph Seat/Back	LL3300	NFR	<input type="checkbox"/> <input type="checkbox"/>	<input type="checkbox"/> <input type="checkbox"/>	<input type="checkbox"/> <input type="checkbox"/> <input type="checkbox"/> <input type="checkbox"/> <input type="checkbox"/> <input type="checkbox"/>		24.3#	N/A	569	575	589	578	626	647	668
  LL31 LL32 LL33	<b>Sled Base Arm Chair</b> <ul style="list-style-type: none"><li>• One-piece shell</li><li>• Passive Flex</li><li>• Expansive color options</li><li>• Large family</li><li>• 400 pound approved</li><li>• Stacking</li><li>• Armrest matches frame finish except for chrome, metallic or hammertone, then the arm matches poly pick.</li></ul>	Poly Seat/Back	LL3111	NFR	<input type="checkbox"/> <input type="checkbox"/>	<input type="checkbox"/> <input type="checkbox"/>	<input type="checkbox"/> <input type="checkbox"/> <input type="checkbox"/>		27.0#	\$ 374							
		Uph Seat/Poly Back	LL3211	NFR	<input type="checkbox"/> <input type="checkbox"/>	<input type="checkbox"/> <input type="checkbox"/>	<input type="checkbox"/> <input type="checkbox"/> <input type="checkbox"/> <input type="checkbox"/> <input type="checkbox"/> <input type="checkbox"/>		29.0#	N/A	578	584	598	586	635	656	677
		Uph Seat/Back	LL3311	NFR	<input type="checkbox"/> <input type="checkbox"/>	<input type="checkbox"/> <input type="checkbox"/>	<input type="checkbox"/> <input type="checkbox"/> <input type="checkbox"/> <input type="checkbox"/> <input type="checkbox"/> <input type="checkbox"/>		26.3#	N/A	648	654	668	656	705	726	747
			<b>A</b>	<b>B</b>	<b>C</b>	<b>D</b>	<b>E</b>	<b>F</b>									

HOW TO ORDER

Indicate the following information on order form:

1. Quantity of each item.
2. Model number, including options. See “How To Build a Model Number”.
3. Any special service required.

Note:

- The ☐ indicates that a choice is required.
- The absence of the ☐ indicates that no choice is required.
- Alpha-numeric characters in place of ☐ indicate that no other alternatives are available.

HOW TO BUILD A MODEL NUMBER

<b>A</b> Select basic model.
<b>B</b> Select fire code. NFR - Compliance to TB 117-2013
<b>C</b> Select shell color. Refer to the <b>Product Color Options</b> page in this price list.
<b>D</b> Select frame/armrest color. Refer to the <b>Product Color Options</b> page in this price list. *See NOTE.
<b>E</b> Select glide option. GFT - Felt glides GNG - No glides GNS - Non-skid glides GPL - Plastic glides GSL - Steel glides
<b>F</b> Select upholstery grade/color. Refer to <a href="#">ki.com/fabrics</a>

**NOTE**  
\*Armrest matches frame finish except for chrome, metallic or hammertone, then arm matches poly pick.

UPHOLSTERY INFORMATION

**C.O.M. Upholstery**  
C.O.M. requirement for 10 chairs or less with upholstered seat is 3/4 yard per chair of 54” wide nondirectional fabric. For orders of 11 or more with upholstered seat and for complete information on ordering C.O.M. see “Ordering Customer’s Own Material (C.O.M) Upholstery” section.



SPECIAL SERVICES

**Special Carton Marking**  
With specially marked information N/C

**Shipping**  
Ships **assembled, FOB Green Bay, WI 54302, freight prepaid.** Freight class 125.

Specifications and prices are subject to change without prior notice.



			MODEL NUMBER															
			Basic Model	Fire Code	Shell Color	Frame/ Armrest Finish*	Glide Option	Upholstery Color										
MODEL	Features								Approx. Packaged Weight	Delivered Pricing	Delivered Pricing Fabric Grade 1 & C.O.M.	Delivered Pricing Fabric Grade 2	Delivered Pricing Fabric Grade 3 & Group 2V Vinyl	Delivered Pricing Pallas Fabric Group P0	Delivered Pricing Pallas Fabric Group P1	Delivered Pricing Pallas Fabric Group P2	Delivered Pricing Pallas Fabric Group P3	
	<b>Four-Leg Armless Cafe Stool, 24” High</b>	Poly Seat/Back	LL4100H24	NFR	<input type="checkbox"/> <input type="checkbox"/>	<input type="checkbox"/> <input type="checkbox"/>	<input type="checkbox"/> <input type="checkbox"/> <input type="checkbox"/>		30.0#	\$ 388								
	<ul style="list-style-type: none"><li>• One-piece shell</li><li>• Passive Flex</li><li>• Expansive color options</li><li>• Large family</li><li>• 400 pound approved</li><li>• Non-stacking</li></ul>	Uph Seat/Poly Back	LL4200H24	NFR	<input type="checkbox"/> <input type="checkbox"/>	<input type="checkbox"/> <input type="checkbox"/>	<input type="checkbox"/> <input type="checkbox"/> <input type="checkbox"/> <input type="checkbox"/> <input type="checkbox"/> <input type="checkbox"/>		32.0#	N/A	591	597	611	599	648	669	690	
		Uph Seat/Back	LL4300H24	NFR	<input type="checkbox"/> <input type="checkbox"/>	<input type="checkbox"/> <input type="checkbox"/>	<input type="checkbox"/> <input type="checkbox"/> <input type="checkbox"/> <input type="checkbox"/> <input type="checkbox"/> <input type="checkbox"/>		32.0#	N/A	661	667	681	669	718	739	760	
LL41																		
LL42																		
LL43																		
	<b>Four-Leg Armless Cafe Stool, 30” High</b>	Poly Seat/Back	LL4100H30	NFR	<input type="checkbox"/> <input type="checkbox"/>	<input type="checkbox"/> <input type="checkbox"/>	<input type="checkbox"/> <input type="checkbox"/> <input type="checkbox"/>		31.2#	\$ 388								
	<ul style="list-style-type: none"><li>• One-piece shell</li><li>• Passive Flex</li><li>• Expansive color options</li><li>• Large family</li><li>• 400 pound approved</li><li>• Non-stacking</li></ul>	Uph Seat/Poly Back	LL4200H30	NFR	<input type="checkbox"/> <input type="checkbox"/>	<input type="checkbox"/> <input type="checkbox"/>	<input type="checkbox"/> <input type="checkbox"/> <input type="checkbox"/> <input type="checkbox"/> <input type="checkbox"/> <input type="checkbox"/>		33.2#	N/A	591	597	611	599	648	669	690	
		Uph Seat/Back	LL4300H30	NFR	<input type="checkbox"/> <input type="checkbox"/>	<input type="checkbox"/> <input type="checkbox"/>	<input type="checkbox"/> <input type="checkbox"/> <input type="checkbox"/> <input type="checkbox"/> <input type="checkbox"/> <input type="checkbox"/>		31.2#	N/A	661	667	681	669	718	739	760	
LL41																		
LL42																		
LL43																		
			<b>A</b>	<b>B</b>	<b>C</b>	<b>D</b>	<b>E</b>	<b>F</b>										

HOW TO ORDER

Indicate the following information on order form:

1. Quantity of each item.
2. Model number, including options. See “How To Build a Model Number”.
3. Any special service required.

Note:

- The ☐ indicates that a choice is required.
- The absence of the ☐ indicates that no choice is required.
- Alpha-numeric characters in place of ☐ indicate that no other alternatives are available.

HOW TO BUILD A MODEL NUMBER

- A** Select basic model.
- B** Select fire code.

NFR - Compliance to TB 117-2013
- C** Select shell color.

Refer to the **Product Color Options** page in this price list.
- D** Select frame/armrest color.

Refer to the **Product Color Options** page in this price list.
- E** Select glide option.

GFT - Felt glides

GPL - Plastic glides

GSL - Steel glides
- F** Select upholstery grade/color.

Refer to [ki.com/fabrics](#)

UPHOLSTERY INFORMATION

**C.O.M. Upholstery**  
C.O.M. requirement for 10 chairs or less with upholstered seat is 3/4 yard per chair of 54” wide nondirectional fabric. For orders of 11 or more with upholstered seat and for complete information on ordering C.O.M. see “Ordering Customer’s Own Material (C.O.M) Upholstery” section.

SPECIAL SERVICES




Special Carton Marking

With specially marked information N/C

**Shipping**  
Ships **assembled, FOB Green Bay, WI 54302, freight prepaid**. Freight class 125.

Specifications and prices are subject to change without prior notice.



			MODEL NUMBER														
			Basic Model	Fire Code	Shell Color	Frame/ Armrest Finish*	Glide Option	Upholstery Color									
  LL71 LL72 LL73	<b>High Density Armless Chair</b> <ul style="list-style-type: none"><li>• One-piece shell</li><li>• Passive Flex</li><li>• Expansive color options</li><li>• Large family</li><li>• 400 pound approved</li><li>• Stacking</li></ul>	Poly Seat/Back	LL7100	NFR	<input type="checkbox"/>	<input type="checkbox"/>	<input type="checkbox"/>		20.0#	\$ 255							
		Uph Seat/Poly Back	LL7200	NFR	<input type="checkbox"/>	<input type="checkbox"/>	<input type="checkbox"/>	<input type="checkbox"/>	22.0#	N/A	459	465	480	468	516	537	558
		Uph Seat/Back	LL7300	NFR	<input type="checkbox"/>	<input type="checkbox"/>	<input type="checkbox"/>	<input type="checkbox"/>	20.0#	N/A	529	535	550	538	586	607	628
  LLS1 LLS2 LLS3	<b>High Density Armless Stool, 24” High</b> <ul style="list-style-type: none"><li>• One-piece shell</li><li>• Passive Flex</li><li>• Expansive color options</li><li>• Large family</li><li>• 400 pound approved</li><li>• Stacking</li></ul>	Poly Seat/Back	LLS100H24	NFR	<input type="checkbox"/>	<input type="checkbox"/>	<input type="checkbox"/>		23.1#	\$ 381							
		Uph Seat/Poly Back	LLS200H24	NFR	<input type="checkbox"/>	<input type="checkbox"/>	<input type="checkbox"/>	<input type="checkbox"/>	25.1#	N/A	585	592	606	594	643	663	685
		Uph Seat/Back	LLS300H24	NFR	<input type="checkbox"/>	<input type="checkbox"/>	<input type="checkbox"/>	<input type="checkbox"/>	23.1#	N/A	655	662	676	664	713	733	755
  LLS1 LLS2 LLS3	<b>Hig Density Armless Stool, 30” High</b> <ul style="list-style-type: none"><li>• One-piece shell</li><li>• Passive Flex</li><li>• Expansive color options</li><li>• Large family</li><li>• 400 pound approved</li><li>• Stacking</li></ul>	Poly Seat/Back	LLS100H30	NFR	<input type="checkbox"/>	<input type="checkbox"/>	<input type="checkbox"/>		25.1#	\$ 381							
		Uph Seat/Poly Back	LLS200H30	NFR	<input type="checkbox"/>	<input type="checkbox"/>	<input type="checkbox"/>	<input type="checkbox"/>	27.1#	N/A	585	592	606	594	643	663	685
		Uph Seat/Back	LLS300H30	NFR	<input type="checkbox"/>	<input type="checkbox"/>	<input type="checkbox"/>	<input type="checkbox"/>	25.1#	N/A	655	662	676	664	713	733	755

**A** **B** **C** **D** **E** **F**

HOW TO ORDER

Indicate the following information on order form:  
1. Quantity of each item.  
2. Model number, including options. See “How To Build a Model Number”.  
3. Any special service required.

Note: • The ☐ indicates that a choice is required.  
• The absence of the ☐ indicates that no choice is required.  
• Alpha-numeric characters in place of ☐ indicate that no other alternatives are available.

HOW TO BUILD A MODEL NUMBER

- A** Select basic model.
- B** Select fire code.  
**NFR** - Compliance to TB 117-2013
- C** Select shell color.  
Refer to the **Product Color Options** page in this price list.
- D** Select frame/armrest color.  
Refer to the **Product Color Options** page in this price list.
- E** Select glide option.  
**GFT** - Felt glides  
**GNG** - No glides  
**GNS** - Non-skid glides  
**GPL** - Plastic glides  
**GSL** - Steel glides  
**G** - Ganging polycarbonate glides  
**GGS** - Ganging steel glides

**F** Select upholstery grade/color.  
Refer to [ki.com/fabrics](https://www.ki.com/fabrics)

UPHOLSTERY INFORMATION

**C.O.M. Upholstery**  
C.O.M. requirement for 10 chairs or less with upholstered seat is 3/4 yard per chair of 54” wide nondirectional fabric. For orders of 11 or more with upholstered seat and for complete information on ordering C.O.M. see “Ordering Customer’s Own Material (C.O.M) Upholstery” section.

SPECIAL SERVICES

Special Carton Marking

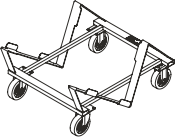
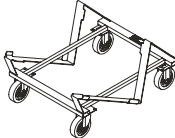
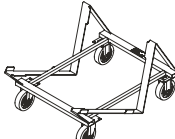
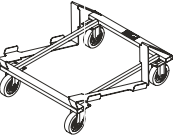
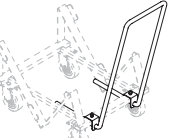
With specially marked information N/C

**Shipping**  
Ships **assembled, FOB Green Bay, WI 54302, freight prepaid**. Freight class 125.

Specifications and prices are subject to change without prior notice.





MODEL	MODEL NUMBER		
	Basic Model	Approx. Packaged Weight	Delivered Pricing
 HRDPT	LLDTF.BL	29.00#	\$ 570
 HRDPT	LLDHD.BL	27.50#	\$ 570
 HRDPT	LLDHDS.BL	29.00#	\$ 570
 HRDPT	LLDCU.BL	27.50#	\$ 570
 HRDPT	UDH.BL	9.00#	\$ 199
	<b>A</b>		

HOW TO ORDER

Indicate the following information on order form:

1. Quantity of each item.
2. Model number, including options. See “How To Build a Model Number”.
3. Any special service required.

Note:

- The ☐ indicates that a choice is required.
- The absence of the ☐ indicates that no choice is required.
- Alpha-numeric characters in place of ☐ indicate that no other alternatives are available.

HOW TO BUILD A MODEL NUMBER

**A** Select basic model.

SPECIAL SERVICES

Special Carton Marking

With specially marked information      N/C

**Shipping**  
Ships **assembled, FOB Green Bay, WI 54302, freight prepaid.** Freight class 125.

Specifications and prices are subject to change without prior notice.



Armless Task Chair  
(LL5100, LL5200)



Arm Task Chair  
(LL5111, LL5211)



Change-Up Tablet Arm Task Chair  
(LL519R, LL519L, LL529R, LL529L)



Armless Task Stool  
(LL6100, LL6200)



Arm Task Stool  
(LL6111, LL6211)

General Dimensions					
Seat width	18-1/4"	18-1/4"	18-1/4"	18-1/4"	18-1/4"
Seat depth	17-1/2"	17-1/2"	17-1/2"	17-1/2"	17-1/2"
Seat height (upholstered add 3/4")	16-1/2" - 21-1/2"	16-1/2" - 21-1/2"	16-1/2" - 21-1/2"	22" - 32"	22" - 32"
Clearance inside arms	20"				20"
Overall Dimensions					
Width	28"	28"	28"	28"	28"
Depth	28"	28"	28"	28	28
Height	32-1/4" - 37-1/4"	32-1/4" - 37-1/4"	32-1/4" - 37-1/4"	37-3/4" - 47-3/4"	37-3/4" - 47-3/4"
Arms/tablet surface to floor	24-1/2" - 29-1/2"		28" - 33"		30" - 40"
Footring to floor				12-1/2" - 17-1/2"	12-1/2" - 17-1/2"

Under-Seat Structure

Support structure is a die-drawn 12-gauge steel plate. Structure is finished with baked-on electrostatically-applied epoxy powder-coat paint.

Armrests (optional)

When equipped with armrests, a support structure of 7/8" O.D. by 13-gauge tubular steel is welded directly to the seat structure plate. The armrests are injection-molded glass-reinforced nylon with an internal structure of 3/8" diameter steel wire and are press-fit into the support tube. Armrest color matches the structure's finish, (except metallic finishes, which match the shell poly color).

Base

The base is a 27" injection-molded glass-reinforced nylon 5-blade base. A single paddle under the seat operates the height-adjusting pneumatic cylinder. An optional die-cast aluminum 5-blade base is also available on both chairs and stools. The aluminum base is available in polished aluminum or selected paint colors. Finish is baked-on elctrostatically-applied epoxy powder-coat paint and may be specified in 30-degree gloss or textured (matte) finish. Cylinders are available in Black, Warm Grey, or Cottonwood. Nominal seat height range is 16 1/2" to 21 1/2" for chairs, and 22" to 32" for stools.

Casters

Task chairs and stools are equipped with dual surface casters, suitable for carpet or hard floors. Casters are 60 mm diameter, double-wheel, made of high-impact thermoplastic with softer elastomer over-molded on the wheel surfaces. Casters are available in Black, Warm Grey, or Cottonwood. (Cottonwood casters have Warm Grey elastomer on the surface that contacts the floor. All others are monochrome.)

Foot Ring

Task stools are equipped with a twist-to-lock, adjustable-height, 20" diameter chrome-plated steel foot ring with black, die-cast aluminum hub and spokes.

INFORMATION

C.O.M. Testing and Production Requirements

Not all materials are suitable for upholstering this product. A 1 yd. x 54" sample must be submitted and approved prior to acceptance of an order. If the fabric is directional in pattern or weave, the direction must be indicated on the submitted sample, and additional yardage may be requested.

Test samples must be sent to:

KI  
Attn: C.O.M. Specialist  
1687 Westminster Drive - Gate 3  
Green Bay, WI 54302

Fabric Disclaimer

Fabric will be applied as swatched by the fabric manufacturer. Fabric that is required to be applied differently than is swatched will need a Modified Product Request written specifying the direction the fabric is to be applied.

KI Color Match Program

KI offers the additional option of color matching paint, polypropylene, or wood stain through Product Modification Requests. Contact Customer Service for details.

Whatever you imagine, whatever you require, KI's Color Match program lets you pick your color!

**Color Match Process - Poly Seating Information can be found here.**

Stacking Vinyl, Polyurethane, and Imitation Leather Upholstered Chairs

If stacking frequently and for long periods of time, it is recommended that upholstery other than vinyl, polyurethane or imitation leather be used to avoid impressions in the seat cushion. KI does not warrant the effects of stacking on stock or COM vinyl, polyurethane or imitation leather upholstery.

INFORMATION

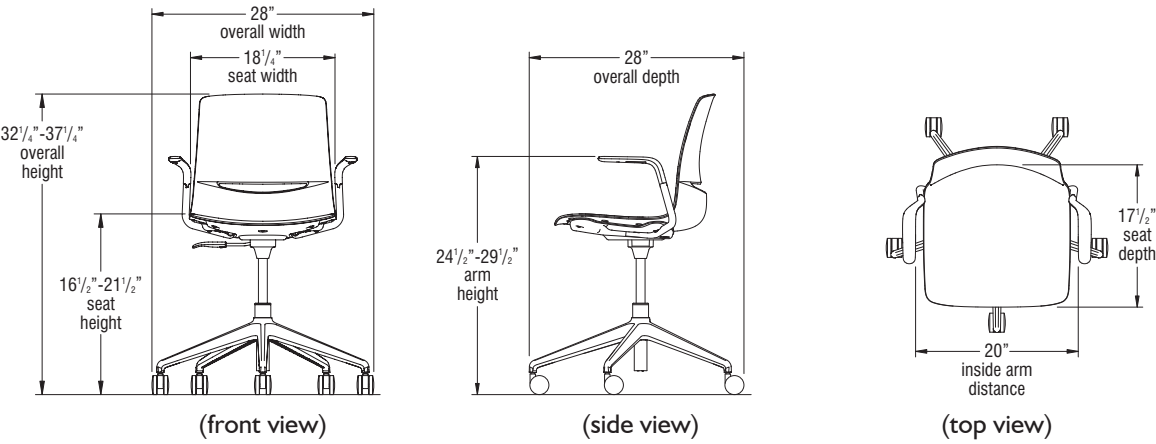
Warranty

Refer to KI Terms & Conditions document or visit [ki.com](http://ki.com)

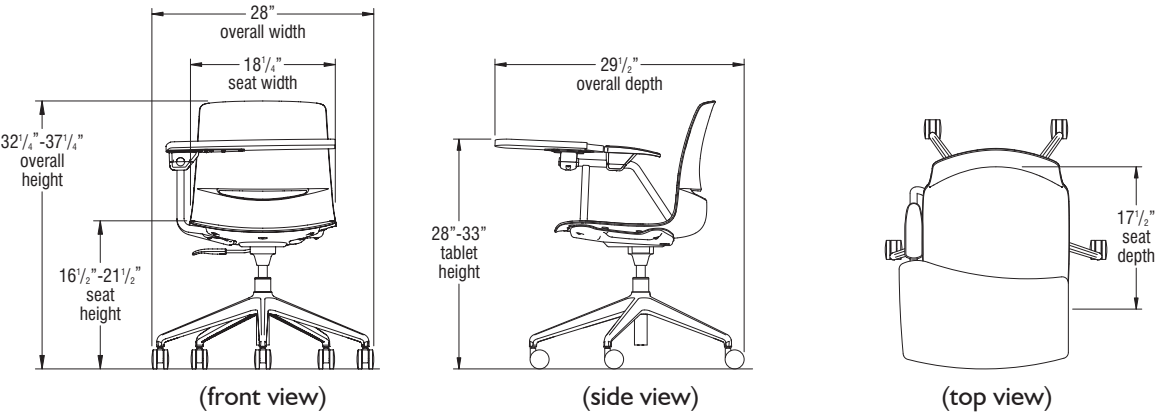


DIMENSIONS

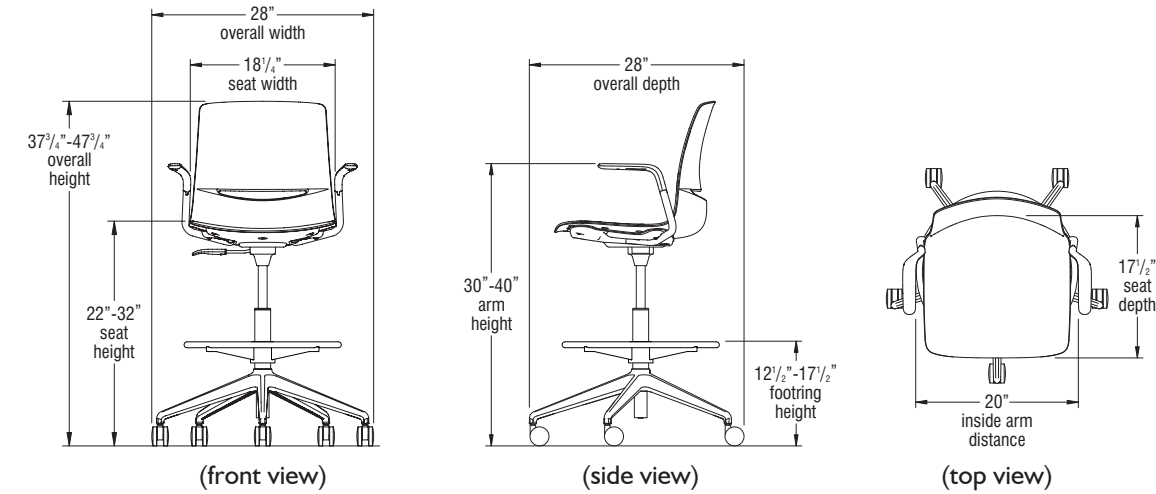
LimeLite Task Chair - Armchair - (model LL5111 shown)



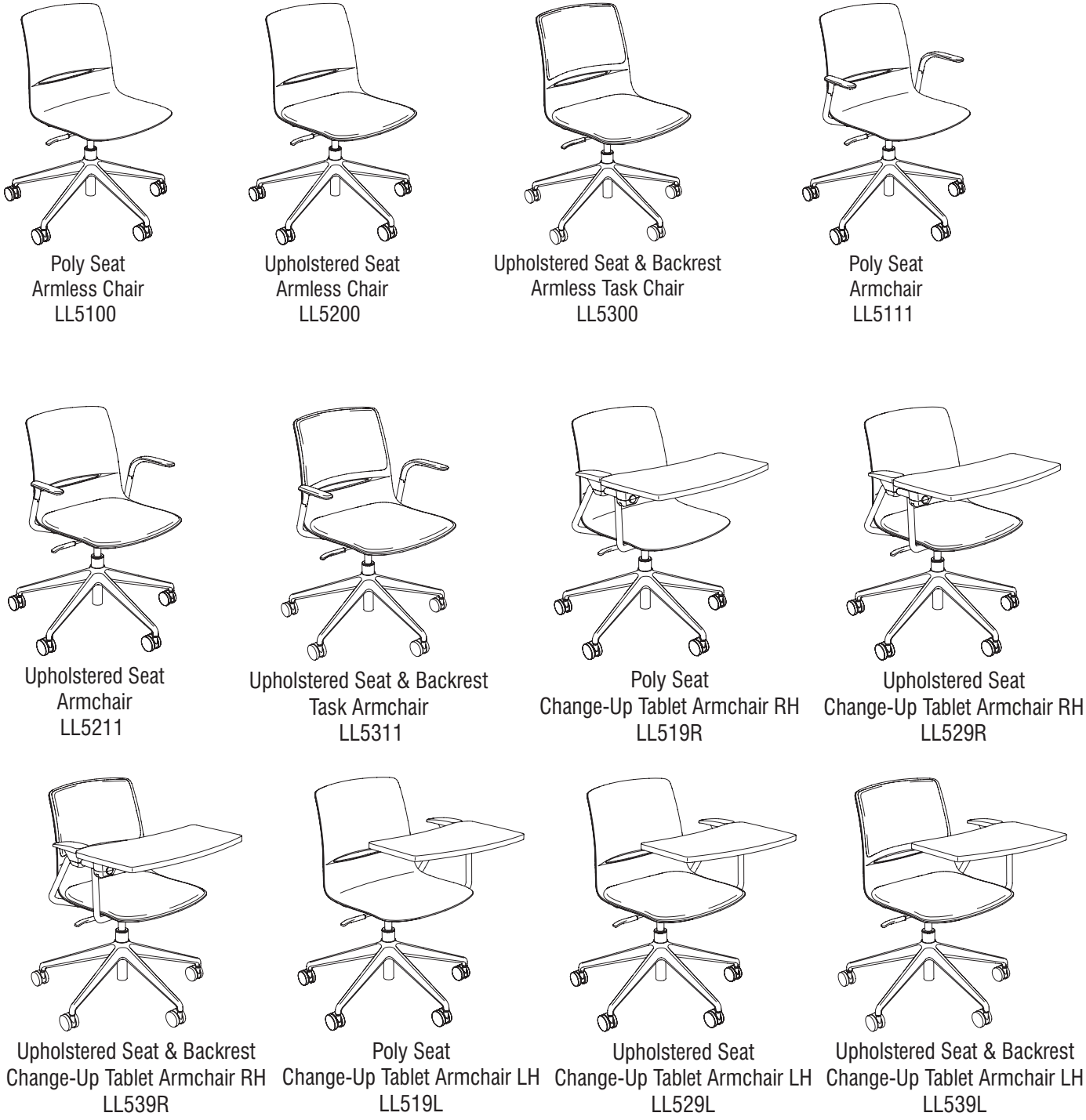
LimeLite Task Chair - ChangeUp Tablet Armchair - (model LL519R shown)



LimeLite Task Stool - Armstool - (model LL6111 shown)



LimeLite Task Chair





LimeLite Task Stool



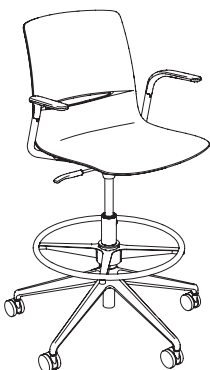
Poly Seat  
Armless Stool  
LL6100



Upholstered Seat  
Armless Stool  
LL6200



Upholstered Seat & Backrest  
Armless Stool  
LL6300



Poly Seat  
Armstool  
LL6111



Upholstered Seat  
Armstool  
LL6211



Upholstered Seat & Backrest  
Armstool  
LL6311

ChangeUp™ Tablet Arm

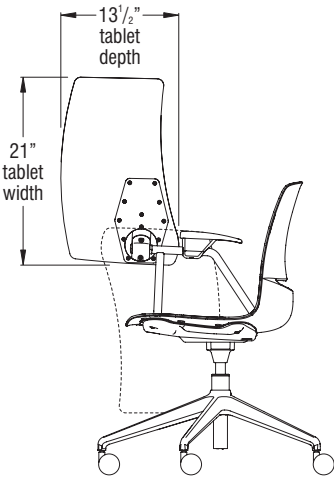
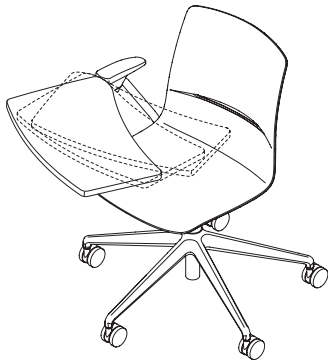
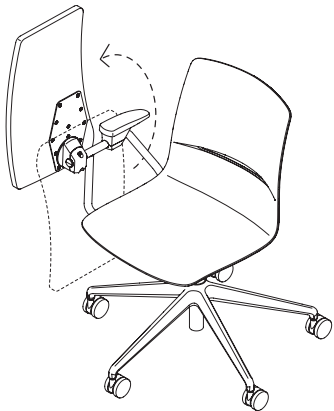
ChangeUp tablet support is integral to the chair frame and consists of a 7/8" diameter solid steel rod welded to the front and rear support tubes. A three-piece molded plastic armrest is included and attached to the chair frame using a #10 x 2 1/2" Phillips pan head tapping screw.

The tablet mechanism consists of a die-cast aluminum housing, upper and lower plastic bearings, and 11-gauge steel clamp and tablet board support plates. The tablet mechanism is clamped onto the chair frame over two plastic bushing halves and a 5/16" diameter by 1 3/4" hardened steel pin with a die-cast aluminum cap secured with two 1/4"-20 x 3/4" button socket head cap screws. The pin creates a solid 90° up/down pivot stop and the bushings provide a smooth, quiet operation. In the use position, the tablet mechanism rotates outward from the chair back an additional 20° and permits approximately 3 1/2" of adjustment for ingress/egress without stowing the tablet.

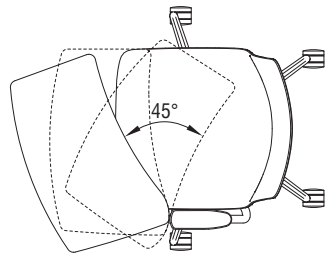
The tablet worksurface is 21" wide by 13 1/2" deep (235 square inches) is secured to the tablet board support plate with twelve #12 x 5/8" Phillips flat head tapping screws. The tablet board is made of 18 mm Baltic Birch plywood with .040" high-pressure laminate top surface and .02" thick phenolic backer surface for an overall board thickness of approximately 3/4". Edges are lacquered with a clear finish and sealed. The factory installed tablet assembly is not field installable and may not be removed.

DIMENSIONS

ChangeUp Tablet Arm



(side view)



(top view)



Task Seating Frame Color		Light Tone	PLG	High Rise	LHE
Black	BL	Mardi Gras	PMG	Hollyberry	LHY
Blue Grey	GR	Misty Brown	PMY	Island	LID
Bronze Metallic	ZM	Nemo (available on armless models only)	PNE	Italian Silver Ash	LIT
Cayenne	CY	Nordic	PND	Kensington Maple	LKM
Champagne Metallic	CM	Poppy Red	PPR	Lapis Blue	LLB
Cool Grey	CG	Purple Haze	PPH	Monticello Maple	LMT
Cottonwood	CO	Rainforest	PRQ	North Sea	LNA
Earthen Clay	EY	Raw Jasper	PRJ	Ocean	LON
Espresso Metallic	EX	Rubber Ducky	PRK	Pinnacle Walnut	LPW
Everglade Shade	EV	Sand	PSA	River Cherry	LRY
Flannel	FN	Sky Blue	PSK	Shadow Zephyr	LSR
Glitz Metallic	GZ	Surf's Up	PSP	Sterling Ash	LAZ
Hazy Jade	HJ	Tarragon	PTQ	Titanium Evolv	LTV
Honey Bee	HY	Twilight Shadow	PTI	White Nebula	LWL
Light Tone	LG	Ultra Blue	PUB	White Sand	LWN
Mardi Gras	MG	Warm Grey	PWG	Windsor Mahogany	LWY
Misty Brown	MY	Zesty Lime (available on armless models only)	PZL		
Nordic	ND	Nemo and Zesty Lime are only available as standard color options on armless models. If required on an arm model, a PRM can be submitted for approval, provided the client has visually approved the color variation.			
Poppy Red	PR				
Purple Haze	PH				
Rainforest	RQ				
Raw Jasper	RJ	Dual Surface Caster Color			
Rubber Ducky	RK	Dual surface casters, Black	UCBL		
Sand	SA	Dual surface casters, Cottonwood	UCCO		
Sky Blue	SK	Dual surface casters, Warm Grey	UCWG		
Starlight Silver Metallic	SX				
Surf's Up	SP	Five-Star Task Base Color			
Tarragon	TQ	Black plastic	BBL		
Twilight Shadow	TI	Black Textured (Matte)	BBLT		
Ultra Blue	UB	Cottonwood	BCO		
Warm Grey	WG	Cottonwood Textured (Matte)	BCOT		
Black Textured (Matte)	BLT	Polished Aluminum	BPA		
Cool Grey Textured (Matte)	CGT	Warm Grey	BWG		
Cottonwood Textured (Matte)	COT	Warm Grey Textured (Matte)	BWGT		
Flannel Textured (Matte)	FNT				
Warm Grey Textured (Matte)	WGT	When base is Black, Cottonwood, or Warm Grey, casters/cylinders match. When base is Polished Aluminum, a caster/cylinder color must be selected.			

Nemo and Zesty Lime are only available as standard color options on armless models. If required on an arm model, a PRM can be submitted for approval, provided the client has visually approved the color variation.

Armrest/Height Adjust Lever color applies to height adjust lever and seat shroud. If metallic or hammertone colors are selected, then arm matches poly pick.

NOTE: Chrome is NOT available on Task Seating

Poly Color - Shell

Black	PBL	Beigewood	LBZ
Blue Grey	PGR	Belair	LBQ
Cayenne	PCY	Biltmore Cherry	LBT
Cool Grey	PCG	Black	LBK
Cottonwood	PCO	Brighton Walnut	LBW
Earthen Clay	PEY	Castle Oak	LCO
Everglade Shade	PEV	Cherry Storm	LCX
Flannel	PFN	Classic Linen	LCI
Hazy Jade	PHJ	Cocobala	LCC
Honey Bee	PHY	Crisp Linen	LRI
		Designer White	LDR
		Dove Grey	LDG
		Florence Walnut	LFC
		Friston Ash	LFH
		Frosty White	LFW
		Graphite Nebula	LGN
		Grey	LGE



Finish Cards

View color swatches for items listed within this document.

<u>Paints</u>	<u>Wood/Veneer</u>	<u>Molded Edges</u>	<u>Hard Plastics</u>
<u>Plastics/Poly</u>	<u>Laminates</u>	<u>Edge Styles</u>	<u>Glass</u>

Certain options referenced may not be available on GSA Schedule.



			MODEL NUMBER																
			Basic Model	Fire Code	Shell Color	*Armrest/ Height Adj Lever Color	Base Color	Caster/ Cylinder Color	Upholstery Color										
MODEL			Features																
	Armless Task Chair	Poly Seat/Back	LL5100	NFR	□□□	□□	□□□	□□□□		31.7#	\$ 440								
		Uph Seat/Poly Back	LL5200	NFR	□□□	□□	□□□	□□□□	□□□□□	33.7#	N/A	643	649	663	651	700	720	742	
		Uph Seat/Back	LL5300	NFR	□□□	□□	□□□	□□□□	□□□□□	31.7#	N/A	713	719	733	721	770	790	812	
LL51																			
LL52																			
LL53																			
	Task Arm Chair	Poly Seat/Back	LL5111	NFR	□□□	□□	□□□	□□□□		35.0#	\$ 522								
		Uph Seat/Poly Back	LL5211	NFR	□□□	□□	□□□	□□□□	□□□□□	37.0#	N/A	725	731	745	733	782	802	824	
		Uph Seat/Back	LL5311	NFR	□□□	□□	□□□	□□□□	□□□□□	35.0#	N/A	795	801	815	803	852	872	894	
LL51																			
LL52																			
LL53																			
			A	B	C	D	E	F	G										

HOW TO ORDER

Indicate the following information on order form:

1. Quantity of each item.
2. Model number, including options. See “How To Build a Model Number”.
3. Any special service required.

Note:

- The □ indicates that a choice is required.
- The absence of the □ indicates that no choice is required.
- Alpha-numeric characters in place of □ indicate that no other alternatives are available.

HOW TO BUILD A MODEL NUMBER

- A**Select basic model.  
**B**Select fire code.  
NFR - Compliance to TB 117-2013  
**C**Select shell color.  
Refer to the **Product Color Options** page in this price list.  
**D**Select armrest/height adjust lever color.  
Refer to the **Product Color Options** page in this price list.  
Armrest/Height Adjust Lever color applies to height adjust lever and seat shroud.  
**E**Select base color.  
BBL - Black Plastic  
BBLT - Black Textured (Matte); add \$96  
BCOT - Cottonwood Textured (Matte); add \$96  
BWGT - Warm Grey Textured (Matte); add \$96  
BCO - Cottonwood ; add \$96  
BPA - Polished Aluminum; add \$96  
BWG - Warm Grey; add \$96

When base is Black, Cottonwood, or Warm Grey, casters/cylinders match. When base is Polished Aluminum, a caster/cylinder color must be selected.

- F**Select caster/cylinder color for Polished Aluminum Base.  
UCBL - Dual Surface Casters, Black  
UCCO - Dual Surface Casters, Cottonwood  
UCWG - Dual Surface Casters, Warm Grey

- G**Select upholstery grade/color.  
Refer to [ki.com/fabrics](#)

UPHOLSTERY INFORMATION

**C.O.M. Upholstery**  
C.O.M. requirement for 10 chairs or less with upholstered seat is 3/4 yard per chair of 54” wide nondirectional fabric. For orders of 11 or more with upholstered seat and for complete information on ordering C.O.M. see “Ordering Customer’s Own Material (C.O.M) Upholstery” section.

SPECIAL SERVICES

Special Carton Marking

With specially marked information N/C

Shipping

Ships **knocked down, FOB Green Bay, WI 54302, freight prepaid.** Freight class 100.

Specifications and prices are subject to change without prior notice.



- One-piece shell
- Expansive color options
- Large family
- Dual surface caster
- 400 pound approved
- Change-Up Tablet arm option
- C = Poly Seat and/or Back Color
- D = Armrest/Height Adj. Lever Color applies to height adjust lever and seat shroud color
- E = Base Color
- F = Casters/Cylinder Color
- When base is Black, Cottonwood or Warm Grey, casters/cylinders match. When base is Polished Aluminum, a caster/cylinder color must be selected.

Indicate the following information on order form:

1. Quantity of each item.
2. Model number, including options. See "How To Build a Model Number".
3. Any special service required.

Note:

- The ☐ indicates that a choice is required.
- The absence of the ☐ indicates that no choice is required.
- Alpha-numeric characters in place of ☐ indicate that no other alternatives are available.

**A** Select basic model.

**B** Select fire code.  
NFR - Compliance to TB 117-2013

**C** Select shell color.  
Refer to the **Product Color Options** page in this price list.

**D** Select armrest/height adjust lever color.  
Refer to the **Product Color Options** page in this price list.  
Armrest/Height Adjust Lever color applies to height adjust lever and and seat shroud.

**E** Select base color.

<b>BBL</b>	- Black Plastic
<b>BBLT</b>	- Black Textured (Matte); add \$96
<b>BCOT</b>	- Cottonwood Textured (Matte); add \$96
<b>BWGT</b>	- Warm Grey Textured (Matte); add \$96
<b>BCO</b>	- Cottonwood; add \$96
<b>BPA</b>	- Polished Aluminum; add \$96
<b>BWG</b>	- Warm Grey; add \$96

When base is Black, Cottonwood, or Warm Grey, casters/cylinders match. When base is Polished Aluminum, a caster/cylinder color must be selected.

**F** Select caster/cylinder color for Polished Aluminum Base.

<b>UCCO</b>	- Dual Surface Casters, Cottonwood
<b>UCWG</b>	- Dual Surface Casters, Warm Grey
<b>UCBL</b>	- Dual Surface Casters, Black

**G** Select tablet arm color.  
Refer to the **Product Color Options** page in this price list.

**H** Select upholstery grade/color.  
Refer to [ki.com/fabrics](http://ki.com/fabrics)

**C.O.M. Upholstery**  
C.O.M. requirement for 10 chairs or less with upholstered seat is 3/4 yard per chair of 54" wide nondirectional fabric. For orders of 11 or more with upholstered seat and for complete information on ordering C.O.M. see "Ordering Customer's Own Material (C.O.M) Upholstery" section.

## Special Carton Marking

With specially marked information N/C

## Shipping

**Ships knocked down, FOB Green Bay, WI 54302, freight prepaid. Freight class 100.**

Specifications and prices are subject to change without prior notice.

[illegible]

## HOW TO ORDER

Indicate the following information on order form:

1. Quantity of each item.
2. Model number, including options. See "How To Build a Model Number".
3. Any special service required.

Note:

- The ☐ indicates that a choice is required.
- The absence of the ☐ indicates that no choice is required.
- Alpha-numeric characters in place of ☐ indicate that no other alternatives are available.

## HOW TO BUILD A MODEL NUMBER

- A** Select basic model.
- B** Select fire code.  
NFR - Compliance to TB 117-2013
- C** Select shell color.  
Refer to the **Product Color Options** page in this price list.
- D** Select armrest/height adjust lever color.  
Refer to the **Product Color Options** page in this price list.  
Armrest/Height Adjust Lever color applies to height adjust lever and and seat shroud.
- E** Select base color.
- |             |   |
|-------------|---|
| <b>BBL</b>  | - Black Plastic                         |
| <b>BLTL</b> | - Black Textured (Matte); add \$96      |
| <b>BCOT</b> | - Cottonwood Textured (Matte); add \$96 |
| <b>BWGT</b> | - Warm Grey Textured (Matte); add \$96  |
| <b>BCO</b>  | - Cottonwood ; add \$96                 |
| <b>BPA</b>  | - Polished Aluminum; add \$96           |
| <b>BWG</b>  | - Warm Grey; add \$96                   |

When base is Black, Cottonwood, or Warm Grey, casters/cylinders match. When base is Polished Aluminum, a caster/cylinder color must be selected.

- F** Select caster/cylinder color for Polished Aluminum Base.
- |             |                                    |
|-------------|------------------------------------|
| <b>UCBL</b> | - Dual Surface Casters, Black      |
| <b>UCCO</b> | - Dual Surface Casters, Cottonwood |
| <b>UCWG</b> | - Dual Surface Casters, Warm Grey  |
- G** Select upholstery grade/color.  
Refer to [ki.com/fabrics](http://ki.com/fabrics)

## UPHOLSTERY INFORMATION

## C.O.M. Upholstery

C.O.M. requirement for 10 chairs or less with upholstered seat is 3/4 yard per chair of 54" wide nondirectional fabric. For orders of 11 or more with upholstered seat and for complete information on ordering C.O.M. see "Ordering Customer's Own Material (C.O.M) Upholstery" section.

## SPECIAL SERVICES

### Special Carton Marking

With specially marked information N/C

## Shipping

**Ships knocked down, FOB Green Bay, WI 54302, freight prepaid. Freight class 100.**

Specifications and prices are subject to change without prior notice.





Conference Armless Chair  
with Enhanced Motion  
(LLM100/LLM200)



Conference Arm Chair  
with Enhanced Motion  
(LLM111/LLM211)



Fixed Height Conference Armless  
Chair with Enhanced Motion  
(LLP100/LLP200)



Fixed Height Conference Arm  
Chair with Enhanced Motion  
(LLP111/LLP211)



Conference Armless Stool  
with Enhanced Motion  
(LLN100/LLN200)



Conference Arm Stool  
with Enhanced Motion  
(LLN111/LN211)

General Dimensions						
Seat width	18-1/4"	18-1/4"	18-1/4"	18-1/4"	18-1/4"	18-1/4"
Seat depth	17-1/2"	17-1/2"	17-1/2"	17-1/2"	17-1/2"	17-1/2"
Seat height (upholstered add 3/4")	16-3/4" - 20-1/4"	16-3/4" - 20-1/4"	17-1/2"	17-1/2"	23-1/2" - 32-3/4"	23-1/2" - 32-3/4"
Clearance inside arms		19-1/2"		19-1/2"		19-1/2"
Overall Dimensions						
Width	27"	27"	27"	27"	28"	28"
Depth	27"	27"	27"	27"	28"	28"
Height (glides reduce height by 3/8")	32-1/2" - 36"	32-1/2" - 36"	33-1/4"	33-1/4"	39-1/4" - 48-1/2"	39-1/4" - 48-1/2"
Arms to floor		24-3/4"-28-1/4"		25-1/2"		31-1/2" - 40-3/4"
Footring to floor					11" - 16"	11" - 16"

## Conference Seating with Enhanced Motion

### Under-Seat Structure & Tilt Mechanism

The seat support plate is die-cast aluminum, mounted to a steel weldment, and supported by a composite spring. This allows the seat shell to recline as the occupant leans back. The internal steel weldment is mounted to a die-cast aluminum yoke that is mounted on top of a pneumatic cylinder, allowing the chair to swivel. The seat plate is powder-coat painted to match the shell poly color.

### Armrests

Optional armrests are die-cast aluminum with polypropylene arm caps, inset flush on the top surface. Arm caps are available in Black, Warm Grey, or Cottonwood. Armrests are fixed position and mounted to the yoke.

### Base

The die-cast aluminum 5-blade base is 26" diameter on chairs and 27" diameter on stools. For all except the fixed-height chairs, a single lever on the side of the seat yoke operates the height-adjusting pneumatic cylinder. Standard chair cylinders are available in Black, Warm Grey, or Cottonwood. Stool cylinders and fixed-height chair cylinders are chrome. Nominal seat height ranges are 16<sup>3</sup>/<sub>4</sub>" to 20<sup>1</sup>/<sub>4</sub>" for chairs, fixed at 17<sup>1</sup>/<sub>2</sub>" for fixed-height chairs, and 23<sup>1</sup>/<sub>2</sub>" to 32<sup>3</sup>/<sub>4</sub>" for stools.

### Frame Finishes

The base, yoke, and optional armrests are available in polished aluminum or baked-on electrostatically-applied epoxy powder-coat paint. Paint may be specified in 30-degree gloss or textured (matte) finish.

### Casters & Glides

Task chairs and stools are equipped with dual-surface casters, suitable for carpet or hard floors. Casters are 60 mm diameter, double-wheel, made of high-impact thermoplastic with softer elastomer over-molded on the wheel surfaces. Casters are available in Black, Warm Grey, or Cottonwood. (Cottonwood casters have Warm Grey elastomer on the surface that contacts the floor. All others are monochrome.) Black bell glides are also available instead of casters.

### Foot Ring

Task stools are equipped with an adjustable-height foot ring. The foot ring has a die-cast aluminum hub and spokes (black with a polished top surface), and a 20" diameter chrome-plated tubular steel ring.

## INFORMATION

### C.O.M. Testing and Production Requirements

Not all materials are suitable for upholstering this product. A 1 yd. x 54" sample must be submitted and approved prior to acceptance of an order. If the fabric is directional in pattern or weave, the direction must be indicated on the submitted sample, and additional yardage may be requested.

Test samples must be sent to:

KI  
Attn: C.O.M. Specialist  
1687 Westminster Drive - Gate 3  
Green Bay, WI 54302

### Fabric Disclaimer

Fabric will be applied as swatched by the fabric manufacturer. Fabric that is required to be applied differently than is swatched will need a Modified Product Request written specifying the direction the fabric is to be applied.

### KI Color Match Program

KI offers the additional option of color matching paint, polypropylene, or wood stain through Product Modification Requests. Contact Customer Service for details.

Whatever you imagine, whatever you require, KI's Color Match program lets you pick your color!

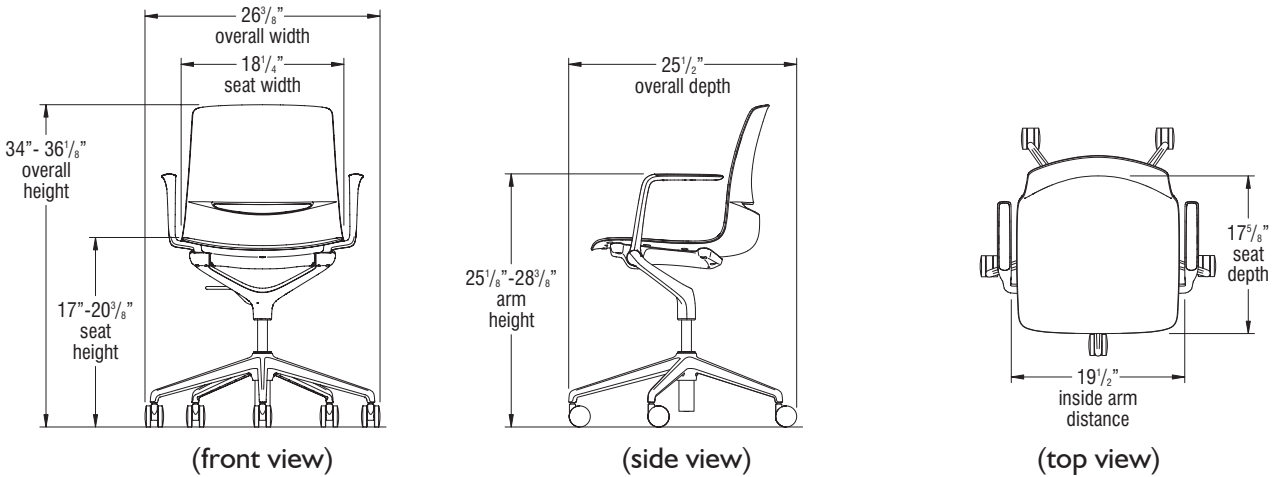
[Color Match Process - Poly Seating Information can be found here.](#)

### Stacking Vinyl, Polyurethane, and Imitation Leather Upholstered Chairs

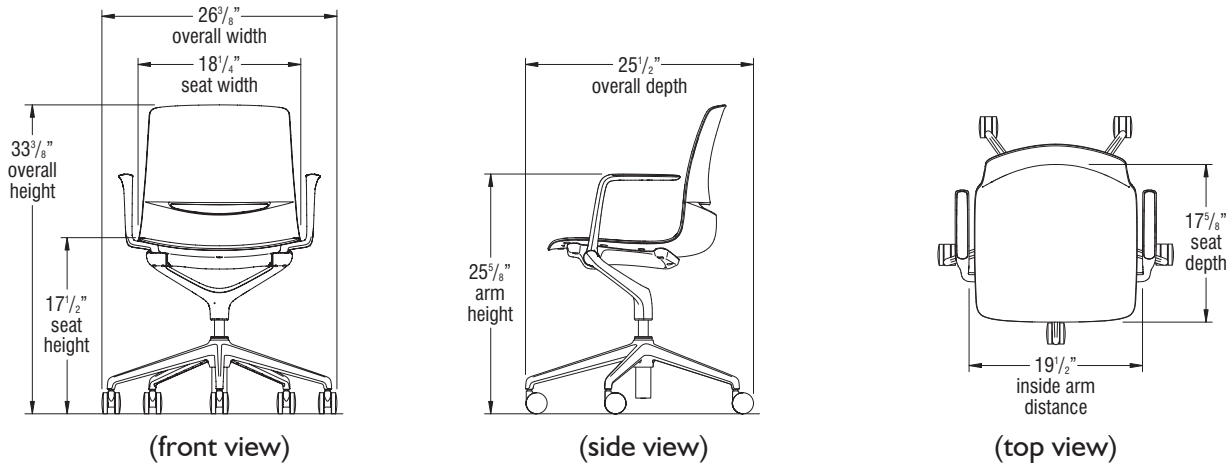
If stacking frequently and for long periods of time, it is recommended that upholstery other than vinyl, polyurethane or imitation leather be used to avoid impressions in the seat cushion. KI does not warrant the effects of stacking on stock or COM vinyl, polyurethane or imitation leather upholstery.



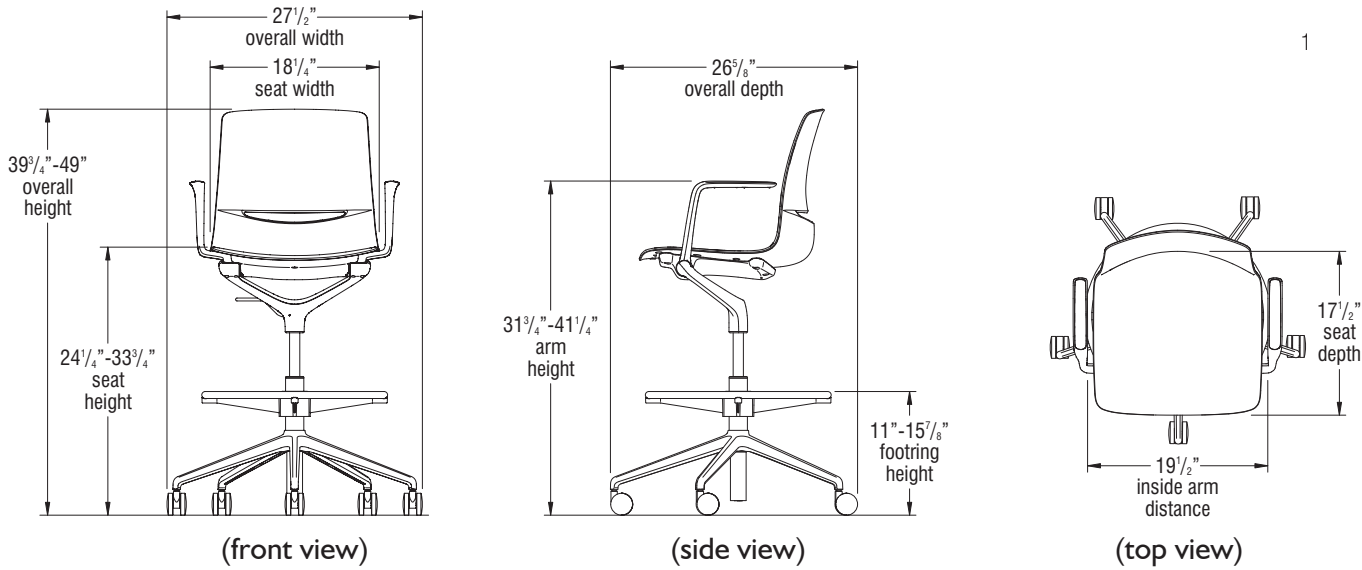
LimeLite Conference Chair with Enhanced Motion - Armchair - Adjustable-Height - (model LLMI111 shown)




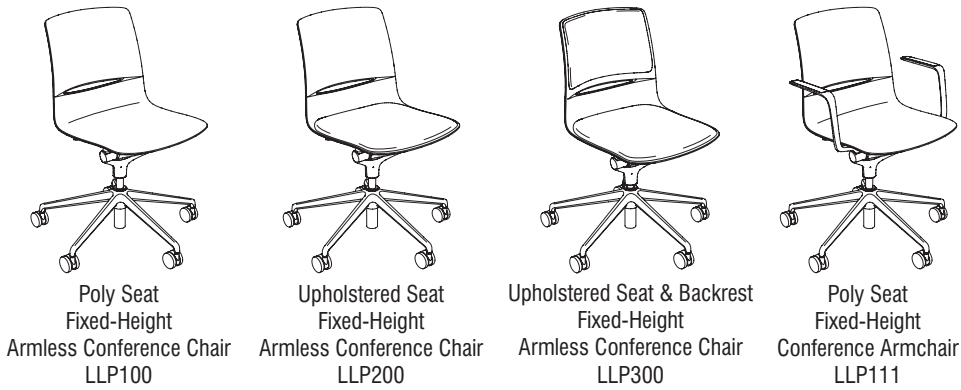
LimeLite Conference Chair with Enhanced Motion - Armchair - Fixed-Height - (model LLP111 shown)



LimeLite Conference Stool with Enhanced Motion - Armstool - (model LLN111 shown)



LimeLite Conference Chair with Enhanced Motion



LimeLite Conference Stool with Enhanced Motion





Poly Color - Shell		Armrest/Yoke Frame/Five-Star Base/Height Adjust Lever Color		Arm Cap color	
Black	PBL	Black	BL	Black	ABL
Blue Grey	PGR	Blue Grey	GR	Cottonwood	ACO
Cayenne	PCY	Bronze Metallic	ZM	Warm Grey	AWG
Cool Grey	PCG	Cayenne	CY	<b>Glide or Caster/Cylinder Color*</b>	
Cottonwood	PCO	Champagne Metallic	CM	Bell glide (black only)	GBG
Earthen Clay	PEY	Cool Grey	CG	Dual surface casters, Black	UCBL
Everglade Shade	PEV	Cottonwood	CO	Dual surface casters, Cottonwood	UCCO
Flannel	PFN	Earthen Clay	EY	Dual surface casters, Warm Grey	UCWG
Hazy Jade	PHJ	Espresso Metallic	EX	*NOTE: Bell Glides are always black *NOTE: Fixed Height Chairs always have a chrome cylinder. *NOTE: Stools always have a chrome cylinder. Foot ring is always black with polished spokes and a chrome ring.	
Honey Bee	PHY	Everglade Shade	EV		
Light Tone	PLG	Flannel	FN		
Mardi Gras	PMG	Glitz Metallic	GZ		
Misty Brown	PMY	Hazy Jade	HJ		
Nemo (available on armless models only)	PNE	Honey Bee	HY		
Nordic	PND	Light Tone	LG		
Poppy Red	PPR	Mardi Gras	MG		
Purple Haze	PPH	Misty Brown	MY		
Rainforest	PRQ	Nemo (available on armless models only)	NE		
Raw Jasper	PRJ	Nordic	ND		
Rubber Ducky	PRK	Polished Aluminum	PA		
Sand	PSA	Poppy Red	PR		
Sky Blue	PSK	Purple Haze	PH		
Surf's Up	PSP	Rainforest	RQ		
Tarragon	PTQ	Raw Jasper	RJ		
Twilight Shadow	PTI	Rubber Ducky	RK		
Ultra Blue	PUB	Sand	SA		
Warm Grey	PWG	Sky Blue	SK		
Zesty Lime (available on armless models only)	PZL	Starlight Silver Metallic	SX		
Nemo and Zesty Lime are only available as standard color options on armless models. If required on an arm model, a PRM can be submitted for approval, provided the client has visually approved the color variation.		Surf's Up	SP		
		Tarragon	TQ		
		Twilight Shadow	TI		
		Ultra Blue	UB		
		Warm Grey	WG		
		Zesty Lime (available on armless models only)	ZL		
		Black Textured (Matte)	BLT		
		Cool Grey Textured (Matte)	CGT		
		Cottonwood Textured (Matte)	COT		
		Flannel Textured (Matte)	FNT		
		Warm Grey Textured (Matte)	WGT		
		Nemo and Zesty Lime are only available as standard color options on armless models. If required on an arm model, a PRM can be submitted for approval, provided the client has visually approved the color variation.			
		*Armrest, yoke frame, five-star base and height adjust lever will all be the same color.			
*Polished aluminum requires an upcharge.					
*NOTE: Height adjust lever is chrome when polished aluminum is selected.					

Finish Cards

View color swatches for items listed within this document.

Paints

Wood/Veneer

Molded Edges

Hard Plastics

Plastics/Poly



Laminates

Edge Styles

Glass

Certain options referenced may not be available on GSA Schedule.



		MODEL NUMBER																
MODEL	Features																	
		Basic Model	Fire Code	Shell Color	Armrest/ Yoke Frame/ Five-Star Base Color	Armcap Color	Caster/ Cylinder Color or Glide	Upholstery Color	Approx. Packaged Weight	Delivered Pricing	Delivered Pricing Fabric Grade 1 & C.O.M.	Delivered Pricing Fabric Grade 2	Delivered Pricing Fabric Grade 3 & Group 2V Vinyl	Delivered Pricing Pallas Fabric Group P0	Delivered Pricing Pallas Fabric Group P1	Delivered Pricing Pallas Fabric Group P2	Delivered Pricing Pallas Fabric Group P3	
  LLM1 LLM2 LLM3	<b>Conference Armless Chair with Enhanced Motion</b>	Poly Seat/Back	LLM100	NFR	<input type="checkbox"/> <input type="checkbox"/> <input type="checkbox"/>	<input type="checkbox"/> <input type="checkbox"/> <input type="checkbox"/>		<input type="checkbox"/> <input type="checkbox"/> <input type="checkbox"/> <input type="checkbox"/>		34.5#	\$ 630							
	• Enhanced articulation (13 degrees total)	Uph Seat/Poly Back	LLM200	NFR	<input type="checkbox"/> <input type="checkbox"/> <input type="checkbox"/>	<input type="checkbox"/> <input type="checkbox"/> <input type="checkbox"/>		<input type="checkbox"/> <input type="checkbox"/> <input type="checkbox"/> <input type="checkbox"/>	<input type="checkbox"/> <input type="checkbox"/> <input type="checkbox"/> <input type="checkbox"/> <input type="checkbox"/>	36.5#	N/A	731	737	750	738	787	807	829
	• Choice of polished aluminum or painted yoke frame, height adj lever, and base	Uph Seat/Back	LLM300	NFR	<input type="checkbox"/> <input type="checkbox"/> <input type="checkbox"/>	<input type="checkbox"/> <input type="checkbox"/> <input type="checkbox"/>		<input type="checkbox"/> <input type="checkbox"/> <input type="checkbox"/> <input type="checkbox"/>	<input type="checkbox"/> <input type="checkbox"/> <input type="checkbox"/> <input type="checkbox"/> <input type="checkbox"/>	34.5#	N/A	801	807	820	808	857	877	899
	• Cylinder and casters in three colors																	
	• Bell glide available																	
	• 3.5" seat height range																	
	• 400 pound approved																	
	• C = Poly Seat and/or Back Color																	
	• D = Armrest/Yoke Frame/Five-Star Base Color																	
	• F = Caster/Cylinder Color or Glide																	
  LLM1 LLM2 LLM3	<b>Conference Arm Chair with Enhanced Motion</b>	Poly Seat/Back	LLM111	NFR	<input type="checkbox"/> <input type="checkbox"/> <input type="checkbox"/>	<input type="checkbox"/> <input type="checkbox"/> <input type="checkbox"/>	<input type="checkbox"/> <input type="checkbox"/> <input type="checkbox"/>	<input type="checkbox"/> <input type="checkbox"/> <input type="checkbox"/> <input type="checkbox"/>		37.0#	\$ 737							
	• Enhanced articulation (13 degrees total)	Uph Seat/Poly Back	LLM211	NFR	<input type="checkbox"/> <input type="checkbox"/> <input type="checkbox"/>	<input type="checkbox"/> <input type="checkbox"/> <input type="checkbox"/>	<input type="checkbox"/> <input type="checkbox"/> <input type="checkbox"/>	<input type="checkbox"/> <input type="checkbox"/> <input type="checkbox"/> <input type="checkbox"/>	<input type="checkbox"/> <input type="checkbox"/> <input type="checkbox"/> <input type="checkbox"/> <input type="checkbox"/>	39.0#	N/A	838	844	857	845	894	914	936
	• Choice of polished aluminum or painted armrest, yoke frame, height adj lever, and base	Uph Seat/Back	LLM311	NFR	<input type="checkbox"/> <input type="checkbox"/> <input type="checkbox"/>	<input type="checkbox"/> <input type="checkbox"/> <input type="checkbox"/>	<input type="checkbox"/> <input type="checkbox"/> <input type="checkbox"/>	<input type="checkbox"/> <input type="checkbox"/> <input type="checkbox"/> <input type="checkbox"/>	<input type="checkbox"/> <input type="checkbox"/> <input type="checkbox"/> <input type="checkbox"/> <input type="checkbox"/>	37.0#	N/A	908	914	927	915	964	984	1006
	• Arm cap in three colors																	
	• Cylinder and casters in three colors																	
	• Bell glide available																	
	• 3.5" seat height range																	
	• 400 pound approved																	
	• C = Poly Seat and/or Back Color																	
	• D = Armrest/Yoke Frame/Five-Star Base Color																	
• E = Armcap Color																		
• F = Caster/Cylinder Color or Glide																		
			<b>A</b>	<b>B</b>	<b>C</b>	<b>D</b>	<b>E</b>	<b>F</b>	<b>G</b>									

HOW TO ORDER

Indicate the following information on order form:

- Quantity of each item.
- Model number, including options. See “How To Build a Model Number”.
- Any special service required.

Note:

- The ☐ indicates that a choice is required.
- The absence of the ☐ indicates that no choice is required.
- Alpha-numeric characters in place of ☐ indicate that no other alternatives are available.

HOW TO BUILD A MODEL NUMBER

- A** Select basic model.
- B** Select fire code.

NFR - Compliance to TB 117-2013
- C** Select shell color.

Refer to the **Product Color Options** page in this price list.
- D** Select armrest/yoke frame/five-star base/height ajust lever color.

Refer to the **Product Color Options** page in this price list.

\*Add \$150 for polished aluminum.
- E** Select Arm Cap color.

ABL - Black

ACO - Cottonwood

AWG - Warm Grey
- F** Select caster/cylinder color or glide.

UCBL - Dual Surface Casters, Black

UCCO - Dual Surface Casters, Cottonwood

UCWG - Dual Surface Casters, Warm Grey

GBG - Bell glide (black only)
- G** Select upholstery grade/color.

Refer to [ki.com/fabrics](https://www.ki.com/fabrics)

SPECIAL SERVICES



Special Carton Marking

With specially marked information      N/C

**Shipping**  
Ships **knocked down, FOB Green Bay, WI 54302, freight prepaid.** Freight class 100.

Specifications and prices are subject to change without prior notice.



			MODEL NUMBER																
MODEL	Features		Basic Model	Fire Code	Shell Color	Armrest/ Yoke Frame/ Five-Star Base Color	Armcap Color	Caster Color or Glide	Upholstery Color		Approx. Packaged Weight	Delivered Pricing	Delivered Pricing Fabric Grade 1 & C.O.M.	Delivered Pricing Fabric Grade 2	Delivered Pricing Fabric Grade 3 & Group 2V Vinyl	Delivered Pricing Pallas Fabric Group P0	Delivered Pricing Pallas Fabric Group P1	Delivered Pricing Pallas Fabric Group P2	Delivered Pricing Pallas Fabric Group P3
  LLP1 LLP2 LLP3	<b>Fixed Height Conference Armless Chair with Enhanced Motion</b>	Poly Seat/Back	LLP100	NFR	<input type="checkbox"/> <input type="checkbox"/> <input type="checkbox"/> <input type="checkbox"/>	<input type="checkbox"/> <input type="checkbox"/> <input type="checkbox"/> <input type="checkbox"/>		<input type="checkbox"/> <input type="checkbox"/> <input type="checkbox"/> <input type="checkbox"/>			34.0#	\$ 666							
		Uph Seat/Poly Back	LLP200	NFR	<input type="checkbox"/> <input type="checkbox"/> <input type="checkbox"/> <input type="checkbox"/>	<input type="checkbox"/> <input type="checkbox"/> <input type="checkbox"/> <input type="checkbox"/>		<input type="checkbox"/> <input type="checkbox"/> <input type="checkbox"/> <input type="checkbox"/>	<input type="checkbox"/> <input type="checkbox"/> <input type="checkbox"/> <input type="checkbox"/> <input type="checkbox"/> <input type="checkbox"/>		36.0#	N/A	767	773	786	774	823	843	865
		Uph Seat/Back	LLP300	NFR	<input type="checkbox"/> <input type="checkbox"/> <input type="checkbox"/> <input type="checkbox"/>	<input type="checkbox"/> <input type="checkbox"/> <input type="checkbox"/> <input type="checkbox"/>		<input type="checkbox"/> <input type="checkbox"/> <input type="checkbox"/> <input type="checkbox"/>	<input type="checkbox"/> <input type="checkbox"/> <input type="checkbox"/> <input type="checkbox"/> <input type="checkbox"/> <input type="checkbox"/>		34.0#	N/A	837	843	856	844	893	913	935
  LLP1 LLP2 LLP3	<b>Fixed Height Conference Arm Chair with Enhanced Motion</b>	Poly Seat/Back	LLP111	NFR	<input type="checkbox"/> <input type="checkbox"/> <input type="checkbox"/> <input type="checkbox"/>	<input type="checkbox"/> <input type="checkbox"/> <input type="checkbox"/> <input type="checkbox"/>	<input type="checkbox"/> <input type="checkbox"/> <input type="checkbox"/> <input type="checkbox"/>	<input type="checkbox"/> <input type="checkbox"/> <input type="checkbox"/> <input type="checkbox"/>			36.5#	\$ 773							
		Uph Seat/Poly Back	LLP211	NFR	<input type="checkbox"/> <input type="checkbox"/> <input type="checkbox"/> <input type="checkbox"/>	<input type="checkbox"/> <input type="checkbox"/> <input type="checkbox"/> <input type="checkbox"/>	<input type="checkbox"/> <input type="checkbox"/> <input type="checkbox"/> <input type="checkbox"/>	<input type="checkbox"/> <input type="checkbox"/> <input type="checkbox"/> <input type="checkbox"/>	<input type="checkbox"/> <input type="checkbox"/> <input type="checkbox"/> <input type="checkbox"/> <input type="checkbox"/> <input type="checkbox"/>		38.5#	N/A	874	880	893	881	930	950	972
		Uph Seat/Back	LLP311	NFR	<input type="checkbox"/> <input type="checkbox"/> <input type="checkbox"/> <input type="checkbox"/>	<input type="checkbox"/> <input type="checkbox"/> <input type="checkbox"/> <input type="checkbox"/>		<input type="checkbox"/> <input type="checkbox"/> <input type="checkbox"/> <input type="checkbox"/>	<input type="checkbox"/> <input type="checkbox"/> <input type="checkbox"/> <input type="checkbox"/> <input type="checkbox"/> <input type="checkbox"/>		36.5#	N/A	944	950	936	951	1000	1020	1042
			A	B	C	D	E	F	G										

HOW TO ORDER

Indicate the following information on order form:  
1. Quantity of each item.  
2. Model number, including options. See “How To Build a Model Number”.  
3. Any special service required.

Note: • The ☐ indicates that a choice is required.  
• The absence of the ☐ indicates that no choice is required.  
• Alpha-numeric characters in place of ☐ indicate that no other alternatives are available.

HOW TO BUILD A MODEL NUMBER

- A** Select basic model.  
**B** Select fire code.  
NFR - Compliance to TB 117-2013  
**C** Select shell color.  
Refer to the **Product Color Options** page in this price list.  
**D** Select armrest/yoke frame/five-star base/height adjust lever color.  
Refer to the **Product Color Options** page in this price list.  
\*Add \$150 for polished aluminum.  
**E** Select Arm Cap color.  
ABL - Black  
ACO - Cottonwood  
AWG - Warm Grey

- F** Select caster color or glide.  
UCBL - Dual Surface Casters, Black  
UCCO - Dual Surface Casters, Cottonwood  
UCWG - Dual Surface Casters, Warm Grey  
GBG - Bell glide (black only)  
\*Cylinder is always chrome

- G** Select upholstery grade/color.  
Refer to [ki.com/fabrics](https://www.ki.com/fabrics)

SPECIAL SERVICES



Special Carton Marking

With specially marked information N/C

**Shipping**  
Ships **knocked down, FOB Green Bay, WI 54302, freight prepaid.** Freight class 100.

Specifications and prices are subject to change without prior notice.



			MODEL NUMBER																
			Basic Model	Fire Code	Shell Color	Armrest/ Yoke Frame/ Five-Star Base Color	Armcap Color	Caster Color or Glide	Upholstery Color										
MODEL	Features									Approx. Packaged Weight	Delivered Pricing	Delivered Pricing Fabric Grade 1 & C.O.M.	Delivered Pricing Fabric Grade 2	Delivered Pricing Fabric Grade 3 & Group 2V Vinyl	Delivered Pricing Pallas Fabric Group P0	Delivered Pricing Pallas Fabric Group P1	Delivered Pricing Pallas Fabric Group P2	Delivered Pricing Pallas Fabric Group P3	
  LLN1 LLN2 LLN3	<b>Conference Armless Stool with Enhanced Motion</b>	Poly Seat/Back	LLN100	NFR	<input type="checkbox"/> <input type="checkbox"/> <input type="checkbox"/>	<input type="checkbox"/> <input type="checkbox"/> <input type="checkbox"/>		<input type="checkbox"/> <input type="checkbox"/> <input type="checkbox"/> <input type="checkbox"/>		39.0#	\$ 754								
	<ul style="list-style-type: none"><li>Enhanced articulation (13 degrees total)</li><li>Choice of polished aluminum or painted yoke frame, height adj lever, and base</li><li>Casters in three colors</li><li>Cylinder always chrome</li><li>9.25" seat height range</li><li>20" diameter adjustable foot ring</li><li>400 pound approved</li><li>C = Poly Seat and/or Back Color</li><li>D = Armrest/Yoke Frame/Five-Star Base Color</li><li>F = Caster Color or Glide (cylinder is always chrome)</li></ul>	Uph Seat/Poly Back	LLN200	NFR	<input type="checkbox"/> <input type="checkbox"/> <input type="checkbox"/>	<input type="checkbox"/> <input type="checkbox"/> <input type="checkbox"/>		<input type="checkbox"/> <input type="checkbox"/> <input type="checkbox"/> <input type="checkbox"/>	<input type="checkbox"/> <input type="checkbox"/> <input type="checkbox"/> <input type="checkbox"/> <input type="checkbox"/>	41.0#	N/A	855	861	874	862	911	931	953	
		Uph Seat/Back	LLN300	NFR	<input type="checkbox"/> <input type="checkbox"/> <input type="checkbox"/>	<input type="checkbox"/> <input type="checkbox"/> <input type="checkbox"/>		<input type="checkbox"/> <input type="checkbox"/> <input type="checkbox"/> <input type="checkbox"/>	<input type="checkbox"/> <input type="checkbox"/> <input type="checkbox"/> <input type="checkbox"/> <input type="checkbox"/>	39.0#	N/A	925	931	944	932	981	1001	1023	
  LLN1 LLN2 LLN3	<b>Conference Arm Stool with Enhanced Motion</b>	Poly Seat/Back	LLN111	NFR	<input type="checkbox"/> <input type="checkbox"/> <input type="checkbox"/>	<input type="checkbox"/> <input type="checkbox"/> <input type="checkbox"/>	<input type="checkbox"/> <input type="checkbox"/> <input type="checkbox"/>	<input type="checkbox"/> <input type="checkbox"/> <input type="checkbox"/> <input type="checkbox"/>		41.5#	\$ 861								
	<ul style="list-style-type: none"><li>Enhanced articulation (13 degrees total)</li><li>Choice of polished aluminum or painted armrest, yoke frame, height adj lever, and base</li><li>Arm cap in three colors</li><li>Casters in three colors</li><li>Cylinder always chrome</li><li>9.25" seat height range</li><li>20" diameter adjustable foot ring</li><li>400 pound approved</li><li>C = Poly Seat and/or Back Color</li><li>D = Armrest/Yoke Frame/Five-Star Base Color</li><li>E = Armcap Color</li><li>F = Caster Color or Glide (cylinder is always chrome)</li></ul>	Uph Seat/Poly Back	LLN211	NFR	<input type="checkbox"/> <input type="checkbox"/> <input type="checkbox"/>	<input type="checkbox"/> <input type="checkbox"/> <input type="checkbox"/>	<input type="checkbox"/> <input type="checkbox"/> <input type="checkbox"/>	<input type="checkbox"/> <input type="checkbox"/> <input type="checkbox"/> <input type="checkbox"/>	<input type="checkbox"/> <input type="checkbox"/> <input type="checkbox"/> <input type="checkbox"/> <input type="checkbox"/>	43.5#	N/A	962	968	981	969	1018	1038	1060	
		Uph Seat/Back	LLN311	NFR	<input type="checkbox"/> <input type="checkbox"/> <input type="checkbox"/>	<input type="checkbox"/> <input type="checkbox"/> <input type="checkbox"/>	<input type="checkbox"/> <input type="checkbox"/> <input type="checkbox"/>	<input type="checkbox"/> <input type="checkbox"/> <input type="checkbox"/> <input type="checkbox"/>	<input type="checkbox"/> <input type="checkbox"/> <input type="checkbox"/> <input type="checkbox"/> <input type="checkbox"/>	41.5#	N/A	1032	1038	1051	1039	1088	1108	1130	
			A	B	C	D	E	F	G										

HOW TO ORDER

Indicate the following information on order form:  
1. Quantity of each item.  
2. Model number, including options. See “How To Build a Model Number”.  
3. Any special service required.

Note: • The ☐ indicates that a choice is required.  
• The absence of the ☐ indicates that no choice is required.  
• Alpha-numeric characters in place of ☐ indicate that no other alternatives are available.

HOW TO BUILD A MODEL NUMBER

- A** Select basim model.  
**B** Select fire code.  
NFR - Compliance to TB 117-2013  
**C** Select shell color.  
Refer to the **Product Color Options** page in this price list.  
**D** Select armrest/yoke frame/five-star base/height ajust lever color.  
Refer to the **Product Color Options** page in this price list.  
\*Add \$150 for polished aluminum.  
**E** Select Arm Cap color.  
ABL - Black  
ACO - Cottonwood  
AWG - Warm Grey

- F** Select caster color or glide.  
UCBL - Dual Surface Casters, Black  
UCCO - Dual Surface Casters, Cottonwood  
UCWG - Dual Surface Casters, Warm Grey  
GBG - Bell glide (black only)  
\*Cylinder is always chrome.

- G** Select upholstery grade/color.  
Refer to [ki.com/fabrics](https://www.ki.com/fabrics)

SPECIAL SERVICES

Special Carton Marking

With specially marked information N/C

**Shipping**  
Ships **knocked down, FOB Green Bay, WI 54302, freight prepaid**. Freight class 100.

Specifications and prices are subject to change without prior notice.





Features				
Corner tables	•	•	•	•
In-line tables	•	•	•	•
Poly seat/back, upholstereded seat/poly back, Upholstered Seat/Back	•	•	•	•
General Dimensions				
Seat width	18-1/4"	18-1/4"	18-1/4"	18-1/4"
Seat depth	17-1/2"	17-1/2"	17-1/2"	17-1/2"
Seat height	17"	17"	17"	17"
Unit width	20"	44"	66"	86"
Unit height	33"	33"	33"	33"
Corner table top	30" x 30"	30" x 30"	30" x 30"	30" x 30"
In-line table	20" x 20"	20" x 20"	20" x 20"	20" x 20"
Table height (all table models)	17"	17"	17"	17"

## <sup>1</sup>Tandem Seating

### TECHNICAL SPECIFICATIONS

#### One-Piece Seat Shell

The seat and backrest are integrated into a single shell that is injection-molded in polypropylene, reinforced with glass fiber. The shell is ergonomically contoured and features a passive flex back movement for superior comfort.

#### Upholstered Seat (optional)

Molded urethane foam is attached to an injection-molded polypropylene seat board, then is upholstered using a draw-string process. The assembled seat pad is attached to the seat by means of hidden fasteners. Seat foam is nominal <sup>3</sup>/<sub>4</sub>" thickness.

#### Upholstered Backrest (optional)

Molded urethane foam is attached to an injection-molded polypropylene upholstery liner, then is upholstered using a draw-string process. The assembled backrest pad is permanently attached to the backrest with no visible fasteners. Backrest foam is nominal <sup>1</sup>/<sub>2</sub>" thickness.

#### Under-seat Structure

Support structure is a die-drawn 12-gauge steel plate. Structure is finished with baked-on electrostatically-applied 30-degree gloss epoxy powder-coat paint.

#### Tandem Base

Cast aluminum alloy foot section. Leg upright is 14-gauge 1" x 2" seamless steel column. Upright and foot are painted monochromatic with beam and yoke. Leg upright column is welded to a plate which clamps onto the beam with a yoke.

#### In-Line Table

Solid core top is 20" x 20" x <sup>7</sup>/<sub>8</sub>" with a vinyl bullnose edge.

#### Corner Table

Solid core top is 30" x 30" x <sup>7</sup>/<sub>8</sub>" with a vinyl bullnose edge.



Tandem Seating Frame Color		Surf's Up	PSP	High Rise	LHE
Black	BL	Tarragon	PTQ	Hollyberry	LHY
Blue Grey	GR	Twilight Shadow	PTI	Island	LID
Cayenne	CY	Ultra Blue	PUB	Italian Silver Ash	LIT
Cool Grey	CG	Warm Grey	PWG	Kensington Maple	LKM
Cottonwood	CO	Zesty Lime (available on armless models only)	PZL	Lapis Blue	LLB
Earthen Clay	EY	Nemo and Zesty Lime are only available as standard color options on armless models. If required on an arm model, a PRM can be submitted for approval, provided the client has visually approved the color variation.		Monticello Maple	LMT
Everglade Shade	EV			North Sea	LNA
Flannel	FN			Ocean	LON
Hazy Jade	HJ			Pinnacle Walnut	LPW
Honey Bee	HY			River Cherry	LRY
Light Tone	LG	Table Edge Color		Shadow Zephyr	LSR
Mardi Gras	MG	Black	EBL	Sterling Ash	LAZ
Misty Brown	MY	Blue Grey	EGR	Titanium Evolv	LTV
Nemo (available on armless models only)	NE	Cayenne	ECY	White Nebula	LWL
Nordic	ND	Cool Grey	ECG	White Sand	LWN
Poppy Red	PR	Earthen Clay	EEY	Windsor Mahogany	LWY
Purple Haze	PH	Everglade Shade	EEV		
Rainforest	RQ	Flannel	EFN		
Raw Jasper	RJ	Frosty White	EFW		
Rubber Ducky	RK	Hazy Jade	EHJ		
Sky Blue	SK	Honey Bee	EHY		
Surf's Up	SP	Light Tone	ELG		
Tarragon	TQ	Mardi Gras	EMG		
Twilight Shadow	TI	Misty Brown	EMY		
Ultra Blue	UB	Nemo	ENE		
Warm Grey	WG	Nordic	END		
Zesty Lime (available on armless models only)	ZL	Poppy Red	EPR		
Nemo and Zesty Lime are only available as standard color options on armless models. If required on an arm model, a PRM can be submitted for approval, provided the client has visually approved the color variation.		Purple Haze	EPH		
		Rubber Ducky	ERK		
		Sand	ESA		
		Sky Blue	ESK		
		Sterling Ash	EAZ		
NOTE: Textured finishes are NOT available on Tandem Seating		Surf's Up	ESP		
Poly Color - Shell		Twilight Shadow	ETI		
		Ultra Blue	EUB		
		Warm Grey	EWG		
		Zesty Lime	EZL		
		Table Surface Color - Laminate			
Black	PBL	Beigewood	LBZ		
Blue Grey	PGR	Belair	LBQ		
Cayenne	PCY	Biltmore Cherry	LBT		
Cool Grey	PCG	Black	LBK		
Cottonwood	PCO	Brighton Walnut	LBW		
Earthen Clay	PEY	Castle Oak	LCO		
Everglade Shade	PEV	Cherry Storm	LCX		
Flannel	PFN	Classic Linen	LCI		
Hazy Jade	PHJ	Cocobala	LCC		
Honey Bee	PHY	Crisp Linen	LRI		
Light Tone	PLG	Designer White	LDR		
Mardi Gras	PMG	Dove Grey	LDG		
Misty Brown	PMY	Florence Walnut	LFC		
Nemo (available on armless models only)	PNE	Friston Ash	LFH		
Nordic	PND	Frosty White	LFW		
Poppy Red	PPR	Graphite Nebula	LGN		
Purple Haze	PPH	Grey	LGE		
Rainforest	PRQ				
Raw Jasper	PRJ				
Rubber Ducky	PRK				
Sand	PSA				
Sky Blue	PSK				

Finish Cards


View color swatches for items listed within this document.

- Paints
- Plastics/Poly
- Wood/Veneer
- Laminates
- Molded Edges
- Edge Styles
- Hard Plastics
- Glass

Certain options referenced may not be available on GSA Schedule.





			MODEL NUMBER							
			Basic Model	Frame Color	Fire Code	Shell Color	Surface Finish	Edge Color	Approx. Packaged Weight	Delivered Pricing
  LLD1	MODEL	Features								
	Poly Seat/Back - No Arm	1 Seat, 0 In-Line Table	LLD10S1T0	<input type="checkbox"/> <input type="checkbox"/>	NFR	<input type="checkbox"/> <input type="checkbox"/> <input type="checkbox"/>			22.0#	\$ 516
	• Optional in-line tables	1 Seat, 1 In-Line Table	LLD10S1T1	<input type="checkbox"/> <input type="checkbox"/>	NFR	<input type="checkbox"/> <input type="checkbox"/> <input type="checkbox"/>	<input type="checkbox"/> <input type="checkbox"/> <input type="checkbox"/>		34.0#	1093
	• 1 seat, 0 in-line table models must connect to a corner table	2 Seats, 0 In-Line Table	LLD10S2T0	<input type="checkbox"/> <input type="checkbox"/>	NFR	<input type="checkbox"/> <input type="checkbox"/> <input type="checkbox"/>			37.0#	1031
	• Corner table is ordered separately	2 Seat, 2 In-Line Table	LLD10S2T1	<input type="checkbox"/> <input type="checkbox"/>	NFR	<input type="checkbox"/> <input type="checkbox"/> <input type="checkbox"/>	<input type="checkbox"/> <input type="checkbox"/> <input type="checkbox"/>		51.0#	1609
		3 Seats, 0 In-Line Table	LLD10S3T0	<input type="checkbox"/> <input type="checkbox"/>	NFR	<input type="checkbox"/> <input type="checkbox"/> <input type="checkbox"/>			54.0#	1548
		3 Seats, 1 In-Line Table	LLD10S3T1	<input type="checkbox"/> <input type="checkbox"/>	NFR	<input type="checkbox"/> <input type="checkbox"/> <input type="checkbox"/>	<input type="checkbox"/> <input type="checkbox"/> <input type="checkbox"/>		68.0#	2127
		4 Seats, 0 In-Line Table	LLD10S4T0	<input type="checkbox"/> <input type="checkbox"/>	NFR	<input type="checkbox"/> <input type="checkbox"/> <input type="checkbox"/>			75.0#	2065
		3 Seats, 2 In-Line Tables	LLD10S3T2	<input type="checkbox"/> <input type="checkbox"/>	NFR	<input type="checkbox"/> <input type="checkbox"/> <input type="checkbox"/>	<input type="checkbox"/> <input type="checkbox"/> <input type="checkbox"/>		87.0#	2704
		4 Seats, 1 In-Line Table	LLD10S4T1	<input type="checkbox"/> <input type="checkbox"/>	NFR	<input type="checkbox"/> <input type="checkbox"/> <input type="checkbox"/>	<input type="checkbox"/> <input type="checkbox"/> <input type="checkbox"/>		91.0#	2641
		5 Seats, 0 In-Line Table	LLD10S5T0	<input type="checkbox"/> <input type="checkbox"/>	NFR	<input type="checkbox"/> <input type="checkbox"/> <input type="checkbox"/>			93.0#	2581
			A	B	C	D	E	F		

HOW TO ORDER

Indicate the following information on order form:

1. Quantity of each item.
2. Model number, including options. See “How To Build a Model Number”.
3. Any special service required.

Note:

- The ☐ indicates that a choice is required.
- The absence of the ☐ indicates that no choice is required.
- Alpha-numeric characters in place of ☐ indicate that no other alternatives are available.

HOW TO BUILD A MODEL NUMBER

- A** Select basic model.
- B** Select frame color.  
Refer to the **Product Color Options** page in this price list.
- C** Select fire code.  
**NFR** - Compliance to TB 117-2013
- D** Select shell color.  
Refer to the **Product Color Options** page in this price list.
- E** Select surface finish for table.  
Refer to the **Product Color Options** page in this price list.
- F** Select table edge color.  
Refer to the **Product Color Options** page in this price list.

SPECIAL SERVICES


Special Carton Marking

With specially marked information      N/C

**Shipping**  
Ships **knocked down, FOB Green Bay, WI 54302, freight prepaid.** Freight class 70.

Specifications and prices are subject to change without prior notice.



			MODEL NUMBER														
MODEL	Features	Basic Model	Frame Color	Fire Code	Shell Color	Upholstery Color	Surface Finish	Edge Color	Approx. Packaged Weight	Delivered Pricing Fabric Grade 1 & C.O.M.	Delivered Pricing Fabric Grade 2	Delivered Pricing Fabric Grade 3 & Group 2V Vinyl	Delivered Pricing Pallas Fabric Group P0	Delivered Pricing Pallas Fabric Group P1	Delivered Pricing Pallas Fabric Group P2	Delivered Pricing Pallas Fabric Group P3	
  LLD2	<b>Upholstered Seat/Poly Back - No Arm</b> <ul style="list-style-type: none"><li>• Optional in-line tables</li><li>• 1 seat, 0 in-line table models must connect to a corner table</li><li>• Corner table is ordered separately</li></ul>	1 Seat, 0 In-Line Table	LLD20S1T0	<input type="checkbox"/>	NFR	<input type="checkbox"/>	<input type="checkbox"/>		25.0#	\$ 719	\$ 726	\$ 741	\$ 729	\$ 778	\$ 798	\$ 820	
		1 Seat, 1 In-Line Table	LLD20S1T1	<input type="checkbox"/>	NFR	<input type="checkbox"/>	<input type="checkbox"/>	<input type="checkbox"/>	<input type="checkbox"/>	36.0#	1296	1303	1318	1306	1355	1375	1397
		2 Seats, 0 In-Line Table	LLD20S2T0	<input type="checkbox"/>	NFR	<input type="checkbox"/>	<input type="checkbox"/>		42.0#	1234	1241	1256	1244	1293	1313	1335	
		2 Seats, 1 In-Line Table	LLD20S2T1	<input type="checkbox"/>	NFR	<input type="checkbox"/>	<input type="checkbox"/>	<input type="checkbox"/>	<input type="checkbox"/>	56.0#	1812	1819	1834	1822	1871	1891	1913
		3 Seats, 0 In-Line Table	LLD20S3T0	<input type="checkbox"/>	NFR	<input type="checkbox"/>	<input type="checkbox"/>		59.0#	1751	1758	1773	1761	1810	1830	1852	
		3 Seats, 1 In-Line Table	LLD20S3T1	<input type="checkbox"/>	NFR	<input type="checkbox"/>	<input type="checkbox"/>	<input type="checkbox"/>	<input type="checkbox"/>	73.0#	2330	2337	2352	2340	2389	2409	2431
		4 Seats, 0 In-Line Table	LLD20S4T0	<input type="checkbox"/>	NFR	<input type="checkbox"/>	<input type="checkbox"/>		80.0#	2268	2275	2290	2278	2327	2347	2369	
		4 Seats, 1 In-Line Table	LLD20S4T1	<input type="checkbox"/>	NFR	<input type="checkbox"/>	<input type="checkbox"/>	<input type="checkbox"/>	<input type="checkbox"/>	89.0#	2844	2851	2866	2854	2903	2923	2945
		3 Seats, 2 In-Line Tables	LLD20S3T2	<input type="checkbox"/>	NFR	<input type="checkbox"/>	<input type="checkbox"/>	<input type="checkbox"/>	<input type="checkbox"/>	92.0#	2907	2914	2929	2917	2966	2986	3008
5 Seats, 0 In-Line Table	LLD20S5T0	<input type="checkbox"/>	NFR	<input type="checkbox"/>	<input type="checkbox"/>		98.0#	2784	2791	2806	2794	2843	2863	2885			
LLD3	<b>Upholstered Seat/Back - No Arm</b> <ul style="list-style-type: none"><li>• Optional in-line tables</li><li>• 1 seat, 0 in-line table models must connect to a corner table</li><li>• Corner table is ordered separately</li></ul>	1 Seat, 0 In-Line Table	LLD30S1T0	<input type="checkbox"/>	NFR	<input type="checkbox"/>	<input type="checkbox"/>		25.0#	\$ 789	\$ 796	\$ 811	\$ 779	\$ 848	\$ 868	\$ 890	
		1 Seat, 1 In-Line Table	LLD30S1T1	<input type="checkbox"/>	NFR	<input type="checkbox"/>	<input type="checkbox"/>	<input type="checkbox"/>	<input type="checkbox"/>	25.0#	1366	1373	1388	1376	1425	1445	1437
		2 Seats, 0 In-Line Table	LLD30S2T0	<input type="checkbox"/>	NFR	<input type="checkbox"/>	<input type="checkbox"/>		42.0#	1304	1311	1326	1314	1363	1383	1405	
		2 Seats, 1 In-Line Table	LLD30S2T1	<input type="checkbox"/>	NFR	<input type="checkbox"/>	<input type="checkbox"/>	<input type="checkbox"/>	<input type="checkbox"/>	56.0#	1882	1889	1904	1892	1941	1961	1983
		3 Seats, 0 In-Line Table	LLD30S3T0	<input type="checkbox"/>	NFR	<input type="checkbox"/>	<input type="checkbox"/>		59.0#	1821	1828	1843	1831	1880	1900	1922	
		3 Seats, 1 In-Line Table	LLD30S3T1	<input type="checkbox"/>	NFR	<input type="checkbox"/>	<input type="checkbox"/>	<input type="checkbox"/>	<input type="checkbox"/>	73.0#	2400	2407	2422	2410	2459	2479	2501
		4 Seats, 0 In-Line Table	LLD30S4T0	<input type="checkbox"/>	NFR	<input type="checkbox"/>	<input type="checkbox"/>		80.0#	2338	2345	2360	2348	2397	2417	2439	
		4 Seats, 1 In-Line Table	LLD30S4T1	<input type="checkbox"/>	NFR	<input type="checkbox"/>	<input type="checkbox"/>	<input type="checkbox"/>	<input type="checkbox"/>	89.0#	2914	2921	2936	2924	2973	2993	3015
		3 Seats, 2 In-Line Tables	LLD30S3T2	<input type="checkbox"/>	NFR	<input type="checkbox"/>	<input type="checkbox"/>	<input type="checkbox"/>	<input type="checkbox"/>	92.0#	2977	2984	2999	2987	3036	3056	3078
5 Seats, 0 In-Line Table	LLD30S5T0	<input type="checkbox"/>	NFR	<input type="checkbox"/>	<input type="checkbox"/>		98.0#	2854	2861	2876	2864	2913	2933	2955			
		A	B	C	D	E	F	G									

HOW TO ORDER

Indicate the following information on order form:  
1. Quantity of each item.  
2. Model number, including options. See “How To Build a Model Number”.  
3. Any special service required.

Note: • The ☐ indicates that a choice is required.  
• The absence of the ☐ indicates that no choice is required.  
• Alpha-numeric characters in place of ☐ indicate that no other alternatives are available.

HOW TO BUILD A MODEL NUMBER

- A** Select basic model.
- B** Select frame color.  
Refer to the **Product Color Options** page in this price list.
- C** Select fire code.  
**NFR** - Compliance to TB 117-2013
- D** Select shell color.  
Refer to the **Product Color Options** page in this price list.
- E** Select upholstery grade/color.  
Refer to [ki.com/fabrics](http://ki.com/fabrics)
- F** Select surface finish for table.  
Refer to the **Product Color Options** page in this price list.
- G** Select table edge color.  
Refer to the **Product Color Options** page in this price list.

UPHOLSTERY INFORMATION

**C.O.M. Upholstery**  
C.O.M. requirement for 10 chairs or less with upholstered seat is 3/4 yard per chair of 54” wide nondirectional fabric. For orders of 11 or more with upholstered seat and for complete information on ordering C.O.M. see “Ordering Customer’s Own Material (C.O.M) Upholstery” section.

SPECIAL SERVICES

Special Carton Marking


With specially marked information N/C

Shipping

Ships **knocked down, FOB Green Bay, WI 54302, freight prepaid**. Freight class 70.

Specifications and prices are subject to change without prior notice.



			MODEL NUMBER															
			Basic Model	Frame Color	Fire Code	Shell Color	Upholstery Color	Surface Finish	Edge Color									
MODEL	Features									Approx. Packaged Weight	Delivered Pricing Fabric Grade 1 & C.O.M.	Delivered Pricing Fabric Grade 2	Delivered Pricing Fabric Grade 3 & Group 2V Vinyl	Delivered Pricing Pallas Fabric Group P0	Delivered Pricing Pallas Fabric Group P1	Delivered Pricing Pallas Fabric Group P2	Delivered Pricing Pallas Fabric Group P3	
  LLD2	<b>Upholstered Seat/Poly Back - No Arm</b> <ul style="list-style-type: none"><li>• Optional in-line tables</li><li>• 1 seat, 0 in-line table models must connect to a corner table</li><li>• Corner table is ordered separately</li></ul>	1 Seat, 0 In-Line Table	LLD20S1T0	<input type="checkbox"/>	NFR	<input type="checkbox"/>	<input type="checkbox"/>			25.0#	\$ 719	\$ 726	\$ 741	\$ 729	\$ 778	\$ 798	\$ 820	
		1 Seat, 1 In-Line Table	LLD20S1T1	<input type="checkbox"/>	NFR	<input type="checkbox"/>	<input type="checkbox"/>	<input type="checkbox"/>	<input type="checkbox"/>		36.0#	1296	1303	1318	1306	1355	1375	1397
		2 Seats, 0 In-Line Table	LLD20S2T0	<input type="checkbox"/>	NFR	<input type="checkbox"/>	<input type="checkbox"/>			42.0#	1234	1241	1256	1244	1293	1313	1335	
		2 Seats, 1 In-Line Table	LLD20S2T1	<input type="checkbox"/>	NFR	<input type="checkbox"/>	<input type="checkbox"/>	<input type="checkbox"/>	<input type="checkbox"/>	56.0#	1812	1819	1834	1822	1871	1891	1913	
		3 Seats, 0 In-Line Table	LLD20S3T0	<input type="checkbox"/>	NFR	<input type="checkbox"/>	<input type="checkbox"/>			59.0#	1751	1758	1773	1761	1810	1830	1852	
		3 Seats, 1 In-Line Table	LLD20S3T1	<input type="checkbox"/>	NFR	<input type="checkbox"/>	<input type="checkbox"/>	<input type="checkbox"/>	<input type="checkbox"/>	73.0#	2330	2337	2352	2340	2389	2409	2431	
		4 Seats, 0 In-Line Table	LLD20S4T0	<input type="checkbox"/>	NFR	<input type="checkbox"/>	<input type="checkbox"/>			80.0#	2268	2275	2290	2278	2327	2347	2369	
		4 Seats, 1 In-Line Table	LLD20S4T1	<input type="checkbox"/>	NFR	<input type="checkbox"/>	<input type="checkbox"/>	<input type="checkbox"/>	<input type="checkbox"/>	89.0#	2844	2851	2866	2854	2903	2923	2945	
		3 Seats, 2 In-Line Tables	LLD20S3T2	<input type="checkbox"/>	NFR	<input type="checkbox"/>	<input type="checkbox"/>	<input type="checkbox"/>	<input type="checkbox"/>	92.0#	2907	2914	2929	2917	2966	2986	3008	
5 Seats, 0 In-Line Table	LLD20S5T0	<input type="checkbox"/>	NFR	<input type="checkbox"/>	<input type="checkbox"/>			98.0#	2784	2791	2806	2794	2843	2863	2885			
LLD3	<b>Upholstered Seat/Back - No Arm</b> <ul style="list-style-type: none"><li>• Optional in-line tables</li><li>• 1 seat, 0 in-line table models must connect to a corner table</li><li>• Corner table is ordered separately</li></ul>	1 Seat, 0 In-Line Table	LLD30S1T0	<input type="checkbox"/>	NFR	<input type="checkbox"/>	<input type="checkbox"/>			25.0#	\$ 789	\$ 796	\$ 811	\$ 779	\$ 848	\$ 868	\$ 890	
		1 Seat, 1 In-Line Table	LLD30S1T1	<input type="checkbox"/>	NFR	<input type="checkbox"/>	<input type="checkbox"/>	<input type="checkbox"/>	<input type="checkbox"/>	25.0#	1366	1373	1388	1376	1425	1445	1437	
		2 Seats, 0 In-Line Table	LLD30S2T0	<input type="checkbox"/>	NFR	<input type="checkbox"/>	<input type="checkbox"/>			42.0#	1304	1311	1326	1314	1363	1383	1405	
		2 Seats, 1 In-Line Table	LLD30S2T1	<input type="checkbox"/>	NFR	<input type="checkbox"/>	<input type="checkbox"/>	<input type="checkbox"/>	<input type="checkbox"/>	56.0#	1882	1889	1904	1892	1941	1961	1983	
		3 Seats, 0 In-Line Table	LLD30S3T0	<input type="checkbox"/>	NFR	<input type="checkbox"/>	<input type="checkbox"/>			59.0#	1821	1828	1843	1831	1880	1900	1922	
		3 Seats, 1 In-Line Table	LLD30S3T1	<input type="checkbox"/>	NFR	<input type="checkbox"/>	<input type="checkbox"/>	<input type="checkbox"/>	<input type="checkbox"/>	73.0#	2400	2407	2422	2410	2459	2479	2501	
		4 Seats, 0 In-Line Table	LLD30S4T0	<input type="checkbox"/>	NFR	<input type="checkbox"/>	<input type="checkbox"/>			80.0#	2338	2345	2360	2348	2397	2417	2439	
		4 Seats, 1 In-Line Table	LLD30S4T1	<input type="checkbox"/>	NFR	<input type="checkbox"/>	<input type="checkbox"/>	<input type="checkbox"/>	<input type="checkbox"/>	89.0#	2914	2921	2936	2924	2973	2993	3015	
		3 Seats, 2 In-Line Tables	LLD30S3T2	<input type="checkbox"/>	NFR	<input type="checkbox"/>	<input type="checkbox"/>	<input type="checkbox"/>	<input type="checkbox"/>	92.0#	2977	2984	2999	2987	3036	3056	3078	
		5 Seats, 0 In-Line Table	LLD30S5T0	<input type="checkbox"/>	NFR	<input type="checkbox"/>	<input type="checkbox"/>			98.0#	2854	2861	2876	2864	2913	2933	2955	
			<b>A</b>	<b>B</b>	<b>C</b>	<b>D</b>	<b>E</b>	<b>F</b>	<b>G</b>									

HOW TO ORDER

Indicate the following information on order form:

- Quantity of each item.
- Model number, including options. See “How To Build a Model Number”.
- Any special service required.

Note:

- The ☐ indicates that a choice is required.
- The absence of the ☐ indicates that no choice is required.
- Alpha-numeric characters in place of ☐ indicate that no other alternatives are available.

HOW TO BUILD A MODEL NUMBER

- A** Select basic model.
- B** Select frame color.  
Refer to the **Product Color Options** page in this price list.
- C** Select fire code.  
**NFR** - Compliance to TB 117-2013
- D** Select shell color.  
Refer to the **Product Color Options** page in this price list.
- E** Select upholstery grade/color.  
Refer to [ki.com/fabrics](https://www.ki.com/fabrics)
- F** Select surface finish for table.  
Refer to the **Product Color Options** page in this price list.
- G** Select table edge color.  
Refer to the **Product Color Options** page in this price list.

SPECIAL SERVICES

Special Carton Marking

With specially marked information N/C

**Shipping**  
Ships **knocked down, FOB Green Bay, WI 54302, freight prepaid.** Freight class 70.

Specifications and prices are subject to change without prior notice.



			MODEL NUMBER						
			Basic Model	Frame Color	Surface Finish	Edge Color			
MODEL			Features	Basic Model	Frame Color	Surface Finish	Edge Color	Approx. Packaged Weight	Delivered Pricing
<div><div></div></div> <div>MSCT</div>	<div><div>Corner Table</div><div><div>• Number of tables per arrangement</div><div>• Plastic laminate with vinyl bullnose edge</div><div>• For mounting modular units at a 90° angle</div><div>• Two required for U-shaped configuration</div><div>• One required for L-shaped configuration</div></div></div>		Connects 2 units	TCT	<div><div></div><div></div></div>	<div><div></div><div></div><div></div></div>	<div><div></div><div></div><div></div></div>	14.0#	\$ 760
HRDPT	<div><div>Back Ganging Bar</div><div><div>• Connects 2 units back-to-back</div><div>• Powder coated to match base</div><div>• Sold in pairs</div></div></div>			DOP.GANG	<div><div></div><div></div></div>			8.0#	\$ 254
			<div>A</div>	<div>B</div>	<div>C</div>	<div>D</div>			

HOW TO ORDER

Indicate the following information on order form:

- Quantity of each item.
- Model number, including options. See “How To Build a Model Number”.
- Any special service required.

Note:

- The ☐ indicates that a choice is required.
- The absence of the ☐ indicates that no choice is required.
- Alpha-numeric characters in place of ☐ indicate that no other alternatives are available.

HOW TO BUILD A MODEL NUMBER

- A** Select basic model.
- B** Select frame color.  
Refer to the **Product Color Options** page in this price list.
- C** Select surface finish for table.  
Refer to the **Product Color Options** page in this price list.
- D** Select table edge color.  
Refer to the **Product Color Options** page in this price list.

SPECIAL SERVICES

Special Carton Marking

With specially marked information      N/C

Shipping

Ships **knocked down, FOB Green Bay, WI 54302, freight prepaid.** Freight class 70.

Specifications and prices are subject to change without prior notice.



1330 BELLEVUE STREET  
GREEN BAY, WI 54302  
800.424.2432 / KI.COM

KI is a trusted expert for furniture and wall systems around the globe.  
USA | CANADA | MEXICO | UK | EUROPE | ASIA | MIDDLE EAST  
© 2023 Krueger International, Inc. All Rights Reserved.