



GRAZIE[®] SEATING

PRICE LIST

EFFECTIVE MAY 8, 2025
800.424.2432



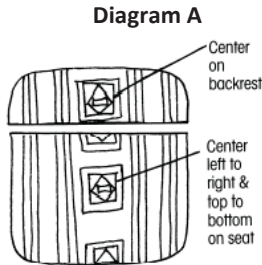
Ordering Customer's Own Material (C.O.M.) Upholstery		
Information		3
Grazie® Stack Seating		
General Information		4
Color Options		7
Stack Chairs		8
Dolly		14
Cafe Stools		15
Grazie® Tandem Seating		
General Information		16
Color Options		17
Tandem Seating		18
Grazie® Task Seating		
General Information		23
Technical Specifications		24
Color Options		25
Task Chairs		26
Task Stools		27



How to Specify

As a standard procedure, KI applies seating upholstery as swatched by the textile distributor. Reference distributor’s website. Upholstery that is required to be applied differently than is swatched, will need a Product Modification Request written specifying the direction the upholstery is to be applied.

Seating upholstery requiring specific positioning of intricate patterns or patterns repeats on seats and backrests, will need a Product Modification Request written including a sketch noting the specific requirements, as in Diagram A.



When directional or patterned fabrics are used, they often require more yardage than solid colors.

C.O.M. must be supplied in continuous yardage.

C.O.M. yardage requirements accompanying products in the pricing section are for 10 chairs/seats or less, 54" wide nondirectional material. On larger orders, less material is required.

Leather hides must be a minimum of 50 square feet of usable material. The outer edges cannot be calculated as square feet or yardage. To determine square footage, multiply unit yardage by 18 square feet to obtain the total square footage required per unit.

For exact production yardage requirements, call 1-800-424-2432, ext. 2707.

Production

Customer’s upholstery must be approved prior to acceptance for production.

C.O.M. not received into the appropriate facility 3 weeks prior to acknowledged delivery date may go on hold. See KI C.O.M. Shipping Location listing for the correct facility address by product.

Testing

When KI requires testing, actual yardage to upholster one chair may be required. The C.O.M. Specialist will confirm model and fabric testing requirements when applicable.

Approved test samples will be applied to the order or will be held for 6 months. After 6 months, the sample will no longer be applied to your order. For all product testing, send fabric samples to the manufacturing facility. See KI C.O.M. Shipping Location listing for the correct facility address by product.

All C.O.M. must be labeled with the KI product order number and customer purchase order number.

Treated Materials

If C.O.M. requires processing such as a stain resistance treatment or acrylic backing, it may shrink. To prevent delays in delivery or back ordering due to shrinkage, please have your processor verify measurement after processing and assure adequate yardage shipped.

Split Orders

If a portion of the shipment which does not require C.O.M. application is to be processed and shipped early, KI will enter the order immediately at your request. These split shipments are subject to minimum order changes.

Excess Upholstery Material

KI will dispose of excess upholstery material at the time of shipment unless expressly requested to return it with the product shipment.

Cancelled or Changed Orders

KI assumes no responsibility for extra C.O.M. due to a change of upholstery or cancellation of an order. If it the customer’s responsibility to arrange for return of the material.

Contact the C.O.M. Specialist at 1-800-424-2432, ext. 2707, with questions or to request a split order.

C.O.M. SHIPPING LOCATION

Architectural Walls	
Evoke.....	MN
Genius.....	MN
Casegoods	
Aristotle.....	MN
Likha.....	MN

Classroom Furniture	
Cogni	GB
Intellect Wave	GB
Learn2.....	GB
Ruckus.....	GB

Desking	
700 Series	KP
Balance	MN
Genesis	MN
True	KP
Universal	MN
WorkZone	MN

Files & Storage	
700 Series.....	GB
Connection	BW
U-Series.....	GB
Tattoo.....	BW

Fixed Seating	
Concerto.....	BW
Single Pedestal	GB
Jury Base	GB
Lancaster	BW
Sequence	GB
University	GB

Panel Systems	
All Terrain.....	KP
Balance	MN
Universal	MN
Wireworks	MN
Unite.....	MN

Residence Hall Furniture	
RoomScape	MN

Screens	
All Terrain.....	KP
Connection Zone.....	BW
Tributaire.....	BW
True/Volition	KP
Genesis.....	KP
Tattoo.....	MN
Universal.....	BW

Seating	
600 Series.....	BW
Affina	HN
Altus	GB
Apply	GB
Calida	HN
Cascha	VT
Clamber	HN
Cogni	GB
Diem	OM
Doni	GB
Gladly	VQ
Grazie	GB
Hub	HN
Impress	OM
Impress Ultra	OM

Intellect Wave	GB
Jessa	HN
Jubilee	VQ
Katera.....	GB
Kurv Benches.....	HN
Learn2.....	GB
LimeLite.....	GB
Lyra	HN
Medical & Laboratory Stools.....	OM
MyPlace	HN
MyWay	HN
Oath	GB
Opt4	GB
Pilot	OM
Promenade	BW
Ruckus.....	GB
Sela	HN
Sift	GB
Signia.....	OM
Soltice Metal	HN
Soltice.....	HN
Sonrisa	HN
Strive	GB
Sway	BW
Tattoo.....	HN
Torsion-on-the-Go!	GB
Torsion Air	GB
Zeker	HN
Zoetry	HN

KI C.O.M. Manufacturing Site Addresses:

<u>BW</u> KI Bonduel Attn: COM Storage 204 West South St. Bonduel, WI 54107	<u>HN</u> KI High Point Attn: COM Storage 217 Feld Avenue High Point, NC 27263	<u>MN</u> KI Manitowoc Attn: COM Storage 1400 S. 41st St. Manitowoc, WI 54220	<u>VQ</u> KI Attn: COM Fabrics 6892 Marlin Circle La Palma, CA 90623
<u>GB</u> KI Green Bay Attn: COM Storage 1687 Westminster Drive - Gate 3 Green Bay, WI 54302	<u>KP</u> KI Pembroke Attn: COM Storage 1000 Olympic Dr. Pembroke, Ontario K8A6X7	<u>OM</u> KI Attn: COM Storage 1110 S. Mildred Ave. Ontario, CA 91761	<u>VT</u> KI Attn: COM Storage 2803 South Taylor Drive Sheboygan, WI 53081

Grazie® Stack Seating

General Information



Features					
Stackable	•	•			
Poly, upholstered seat, or upholstered seat/back	•	•	•	•	•
Ergonomic articulation (Perfect Pivot)	•	•	•	•	•
General Dimensions					
Seat width	18-1/2"	18-1/2"	18-1/2"	18-1/2"	18-1/2"
Seat depth	18-5/16"	18-5/16"	18-5/16"	18-5/16"	18-5/16"
Seat height (upholstered add 1")	17-3/4"	17-3/4"	17-3/4"	17-3/4"	17-3/4"
Tablet to chair back clearance			14-1/2"	14-1/2"	14-1/2"
Overall Dimensions					
Width	22-3/16"	25-7/8"	23-1/2"	23-1/2"	23-1/2"
Depth	21-5/16"	21-5/16"	27-3/8"	31"	26-3/4"
Height	32-5/8"	32-5/8"	32-5/8"	32-5/8"	32-5/8"
Top of arm to floor		26-1/4"	26-3/4"	26-3/4"	26-3/4"
Stacking on Dolly					
Overall width	25"	25-7/8"			
Overall depth	36"	36"			
Quantity/height	12 Poly Chairs/60" High (6 Uph Chairs)	12 Poly Chairs/60" High (6 Uph Chairs)			
Stacking on Floor					
Width	22-3/16"	25-7/8"			
Depth	28"	28"			
Quantity/height	5 Chairs/43" High	5 Chairs/43" High			

INFORMATION

Fabric Disclaimer

Fabric will be applied as swatched by the fabric manufacturer. Fabric that is required to be applied differently than is swatched will need a Special Cost Request written specifying the direction the fabric is to be applied. The posted standard lead time will apply to the Special Cost Request. Inc. under license from Pro-Cord S.p.A

C. O. M. Testing and Production Requirements

Not all materials are suitable for upholstering this product. A 1 yd. x 54" sample must be submitted and approved prior to acceptance of an order. If the fabric is directional in pattern or weave, the direction must be indicated on the submitted sample, and additional yardage may be requested. Test samples must be sent to:

KI
Attn: C.O.M. Specialist
1687 Westminster Drive - Gate 3
Green Bay, WI 54302

Design

Designed by Giancarlo Piretti and manu-fac-tured in the USA by Krueger International, Inc. under license from Pro-Cord S.p.A

KI Color Match Program

KI offers the additional option of color matching paint, polypropylene, or wood stain through Product Modification Requests, contact Customer Service for details.

Whatever you imagine, whatever you require. KI's Color Match program lets you pick your color!

Color Match Process - Poly Seating information can be found here.



Grazie® Stack Seating

General Information



Features						
Stackable	•	•				
Poly, upholstered seat, or upholstered seat/back	•	•	•	•	•	
Ergonomic articulation (Perfect Pivot)	•	•	•	•	•	
General Dimensions						
Seat width	18-1/2"	18-1/2"	18-1/2"	18-1/2"	18-1/2"	
Seat depth	18-5/16"	18-5/16"	18-5/16"	18-5/16"	18-5/16"	
Seat height (upholstered add 1")	17-3/4"	17-3/4"	17-3/4"	17-3/4"	17-3/4"	
Tablet to chair back clearance			14-1/2"	14-1/2"	14-1/2"	
Overall Dimensions						
Width	22"	25-7/8"	23-1/2"	23-1/2"	23-1/2"	25"
Depth	21-1/4"	21-1/4"	27-3/8"	31"	26-3/4"	29"
Height	32-5/8"	32-5/8"	32-5/8"	32-5/8"	32-5/8"	15-3/4"
Arms to floor		26-1/4"				
Stacking on Dolly						
Overall width	25"	25-7/8"				
Overall depth	36"	36"				
Quantity/height	12 Poly Chairs/60" High (6 Uph Chairs)	12 Poly Chairs/60" High (6 Uph Chairs)				
Stacking on Floor						
Width	22-3/16"	25-7/8"				
Depth	28"	28"				
Quantity/height	5 Chairs/43" High	5 Chairs/43" High				

INFORMATION

Warranty

Refer to KI Terms & Conditions document or visit ki.com

Grazie® Stack Seating

General Information



Grazie® Stack Seating

General Information



Features					
Stackable	•	•			
Poly, upholstered seat, or upholstered seat/back	•	•	•	•	•
Ergonomic articulation (Perfect Pivot)	•	•	•	•	•
General Dimensions					
Seat width	18-1/2"	18-1/2"	18-1/2"	18-1/2"	18-1/2"
Seat depth	18-5/16"	18-5/16"	18-5/16"	18-5/16"	18-5/16"
Seat height (upholstered add 1")	17-3/4"	17-3/4"	17-3/4"	17-3/4"	17-3/4"
Tablet to chair back clearance			14-1/2"	14-1/2"	14-1/2"
Overall Dimensions					
Width	23"	25-7/8"	24"	24"	24"
Depth	21-5/16"	21-5/16"	27-3/8"	31"	26-3/4"
Height	32-5/8"	32-5/8"	32-5/8"	32-5/8"	32-5/8"
Arms to floor		26-1/4"			
Stacking on Floor					
Width	23"	25-7/8"			
Depth	28"	28"			
Quantity/height	5 Chairs/43" High	5 Chairs/43" High			



Features		
Stackable	•	•
Poly, upholstered seat, or upholstered seat/back	•	•
Ergonomic articulation (Perfect Pivot)	•	•
General Dimensions		
Seat width	18-1/2"	18-1/2"
Seat depth	18-5/16"	18-5/16"
Seat height (upholstered add 1")	23-3/4" or 29-3/4"	23-3/4" or 29-3/4"
Overall Dimensions		
Width	22-3/16"	25-7/8"
Depth	21-5/16"	21-5/16"
Height	38-5/8" or 44-5/8"	38-5/8" or 44-5/8"
Arms to floor		32-1/4" or 38-1/4"
Stacking on Floor		
Width	22-3/16"	25-7/8"
Depth	28"	28"
Quantity/height	4 Chairs/48" or 54" High	4 Chairs/48" or 54" High

INFORMATION

Fabric Disclaimer

Fabric will be applied as swatched by the fabric manufacturer. Fabric that is required to be applied differently than is swatched will need a Special Cost Request written specifying the direction the fabric is to be applied. The posted standard lead time will apply to the Special Cost Request.
Inc. under license from Pro-Cord S.p.A

C.O.M. Testing and Production Requirements

Not all materials are suitable for upholstering this product. A 1 yd. x 54" sample must be submitted and approved prior to acceptance of an order. If the fabric is directional in pattern or weave, the direction must be indicated on the submitted sample, and additional yardage may be requested.
Test samples must be sent to:

KI
Attn: C.O.M. Specialist
1687 Westminster Drive - Gate 3
Green Bay, WI 54302

Design

Designed by Giancarlo Piretti and manu-fac-tured in the USA by Krueger International, Inc. under license from Pro-Cord S.p.A

KI Color Match Program

KI offers the additional option of color matching paint, polypropylene, or wood stain through Product Modification Requests, contact Customer Service for details.

Whatever you imagine, whatever you require. KI's Color Match program lets you pick your color!

Color Match Process - Poly Seating information can be found here.

INFORMATION

Warranty

Refer to KI Terms & Conditions document or visit ki.com



Backrest, Seat, and Shroud

Injection-molded polypropylene.

Optional Upholstered Seat and Back

Urethane foam is attached to an injection-molded polypropylene liner board, then upholstered using a draw-string process. Seat foam is molded nominal 1" thickness, and back foam is nominal 1/2" thickness. The flush-head fasteners that attach the back pad are color-matched to the polypropylene.

4-leg and Caster Frames

Legs are made from 7/8" OD x 13-gauge tubular steel. A double ring of 7/16" diameter steel wire forms the crossmember. The fixed backrest mechanism structure is formed of 1/2" diameter steel wire. All joints are welded.

Sled Frames

Sled side frames are made from 3/4" OD x 13-gauge tubular steel. A double ring of 7/16" diameter steel wire forms the crossmember. The fixed backrest mechanism structure is formed of 1/2" diameter steel wire. All joints are welded.

Frame Finishes

Frames are finished in either baked-on electrostatically-applied 30-degree gloss epoxy powder-coat paint, or bright nickel-chrome plating.

Backrest Articulation Mechanism

Two outer backrest supports formed from 1" diameter tubular steel are inserted into sockets molded into the backrest, and secured with screws. The backrest assembly moves over molded thermoplastic slide bushings and is supported by steel coil springs. This mechanism allows the backrest to move through 15 degrees of movement, about an axis of rotation that is through the hips of the occupant.

Arms

Optional cantilever arms are available. When equipped with arms, the support structure is a continuation of the rear leg, finished to match the frame color. The armrests are injection-molded glass-reinforced nylon. Arm color matches the frame finish, (except chrome, hammertone, and metallic finishes; which match the poly color). Diamond translucent poly has Light Tone arms. Pewter translucent poly has Flannel arms. The steel frame tube is inserted into a socket molded into the armrest, and secured with a screw.

Glides

4-Leg Chairs

The bottom ends of the tubes are formed to be vertical where they meet the floor, and the glides are pressed into them. Three glide options are available; felt, plastic, and steel. Felt and plastic glides have a swivel base and have easy-on/easy-off replaceable caps, which makes field replacement simple and efficient (plastic & felt caps are interchangeable). Steel glides have a non-swivel base and do not have interchangeable caps. No color options are available for glides.

Sled Base Chairs

Four glide options are available; non-skid, plastic, steel, and felt. Glides are attached to the chair frame with one screw each. All glides have easy-on/easy-off replaceable caps, which makes field replacement simple and efficient. All caps are interchangeable. No color options are available for the glides. Sled base chairs may also be ordered without glides.

Casters

4-leg chairs may be ordered with casters instead of glides. Casters are double-wheel high-impact thermoplastic, available with hard or soft wheel surface, in black only.

Transport Dolly

Frame construction is welded tubular steel with black powder-coated finish and 5" wheels (two swivel and two fixed). The dolly fits 4-leg or sled base chairs and has a capacity of twelve poly chairs or six upholstered chairs.

Flip-up Tablet Arms

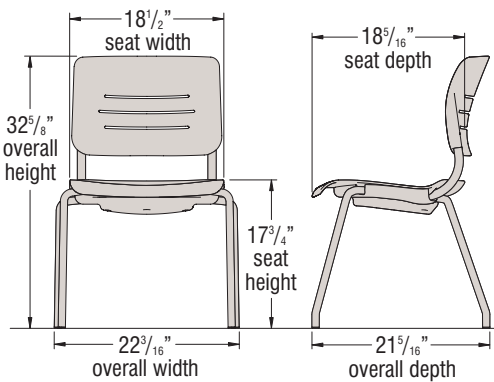
Tablet arm support loop is a continuation of the rear leg and is available in left- or right-handed models. A formed steel hinge is welded to the top of the support structure, and secured with screws to the underside of the writing surface. Worksurface for standard tablet is 9 1/2" x 20 3/4" x 12 1/2" and optional oversized tablet is 15 1/2" x 22 1/2" x 14". Tablets have a plywood core of 5/8" thick, 11-ply hardwood, surfaced with .030" high-pressure laminate top and plain backer undersurface. Edges are lacquered and sealed.

Flip & Store Tablet Arms (G2)

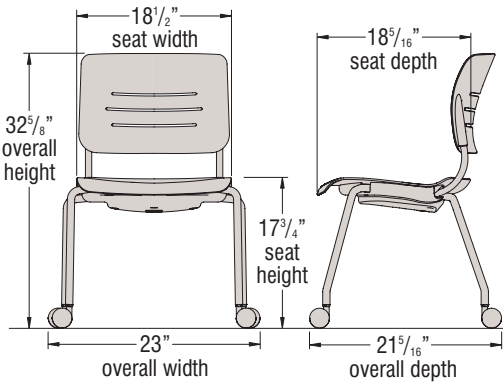
The pivot mechanism consists of two pivot cams, two steel hinge barrels, a pivot shaft, and a hinged steel support plate which fastens to the tablet board. Available in right- and left-hand models. The tablet is 13 3/4" wide by 18 1/8" deep.

DIMENSIONS

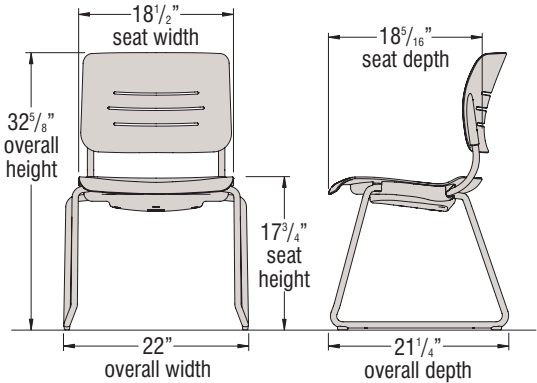
Armless 4-Leg Chair



Armless 4-Leg Chair with Casters



Armless Sled Base Chair





Frame Color		Honey Bee	PHY	Monticello Maple	LMT
Black	BL	Light Tone	PLG	North Sea	LNA
Blue Grey	GR	Mardi Gras	PMG	Ocean	LON
Bronze Metallic	ZM	Misty Brown	PMY	Pinnacle Walnut	LPW
Cayenne	CY	Nemo (available on armless models only)	PNE	River Cherry	LRY
Champagne Metallic	CM	Nordic	PND	Shadow Zephyr	LSR
Chrome	CH	Pewter Translucent	PPT	Sterling Ash	LAZ
Cool Grey	CG	Poppy Red	PPR	Titanium Evolv	LTV
Cottonwood	CO	Purple Haze	PPH	White Nebula	LWL
Earthen Clay	EY	Rainforest	PRQ	White Sand	LWN
Espresso Metallic	EX	Raw Jasper	PRJ	Windsor Mahogany	LWY
Everglade Shade	EV	Rubber Ducky	PRK		
Flannel	FN	Sand	PSA		
Glitz Metallic	GZ	Sky Blue	PSK		
Hazy Jade	HJ	Surf's Up	PSP		
Honey Bee	HY	Tarragon	PTQ		
Light Tone	LG	Twilight Shadow	PTI		
Mardi Gras	MG	Ultra Blue	PUB		
Misty Brown	MY	Warm Grey	PWG		
Nemo (available on armless models only)	NE	Zesty Lime (available on armless models only)	PZL		
Nordic	ND	Nemo and Zesty Lime are only available as standard color options on armless models. If required on an arm model, a PRM can be submitted for approval, provided the client has visually approved the color variation.			
Poppy Red	PR				
Purple Haze	PH				
Rainforest	RQ				
Raw Jasper	RJ	Diamond Translucent and Pewter Translucent are only available on upholstered seat models.			
Rubber Ducky	RK				
Sand	SA	Seat and Back Color - Polypropylene Flame-Retardant			
Sky Blue	SK				
Starlight Silver Metallic	SX	Black	PBL		
Surf's Up	SP	The above seating product can be manufactured using the appropriate flame-retardant materials for compliance to California Technical Bulletin 133.			
Tarragon	TQ				
Twilight Shadow	TI				
Ultra Blue	UB				
Warm Grey	WG	Tablet Arm Color - Laminat			
Zesty Lime (available on armless models only)	ZL				
Nemo and Zesty Lime are only available as standard color options on armless models. If required on an arm model, a PRM can be submitted for approval, provided the client has visually approved the color variation.		Beigewood	LBZ		
		Belair	LBQ		
		Biltmore Cherry	LBT		
		Black	LBK		
		Brighton Walnut	LBW		
		Castle Oak	LCO		
		Cherry Storm	LCX		
		Classic Linen	LCI		
		Cocobala	LCC		
		Crisp Linen	LRI		
		Designer White	LDR		
		Dove Grey	LDG		
		Florence Walnut	LFC		
		Friston Ash	LFH		
		Frosty White	LFW		
		Graphite Nebula	LGN		
Armcaps and glides match the frame color with the following exceptions: -When frame color is chrome or metallic, the armcaps and glides will match poly color. -When back is diamond translucent, armcaps are light tone. -When back is pewter translucent, armcaps are flannel.		Grey	LGE		
		High Rise	LHE		
		Hollyberry	LHY		
		Island	LID		
		Italian Silver Ash	LIT		
		Kensington Maple	LKM		
		Lapis Blue	LLB		
Casters for four-leg chairs are always black.					
Poly Color - Seat and/or Back					
Black	PBL				
Blue Grey	PGR				
Cayenne	PCY				
Cool Grey	PCG				
Cottonwood	PCO				
Diamond Translucent	PDT				
Earthen Clay	PEY				
Everglade Shade	PEV				
Flannel	PFN				
Hazy Jade	PHJ				

Finish Cards

View color swatches for items listed within this document.

Paints

Wood/Veneer

Molded Edges

Hard Plastics



Plastics/Poly

Laminates

Edge Styles

Glass

Certain options referenced may not be available on GSA Schedule.

		MODEL NUMBER																		
MODEL	Features	Basic Model	Frame Color	Seat & Back Color	Caster Type	Glide Option	Fire Code	Upholstery Color	Approx. Packaged Weight	Delivered Pricing Unupholstered	Delivered Pricing Fabric Grade 1 & C.O.M.	Delivered Pricing Fabric Grade 2	Delivered Pricing Fabric Grade 3	Delivered Pricing Vinyl Group 2V	Delivered Pricing Pallas Fabric Group P0	Delivered Pricing Pallas Fabric Group P1	Delivered Pricing Pallas Fabric Group P2	Delivered Pricing Pallas Fabric Group P3	Delivered Pricing Pallas Fabric Group P4	
	Four-Leg Armless Chair	Polypropylene	GLNAP	□□	□□□		□	□□□	23.0#	\$ 421										
	• Ergonomic articulation (Perfect Pivot)	Upholstered Seat	GLNAU	□□	□□□		□	□□□	26.0#	N/A	572	583	602	602	612	662	681	706	741	
	• Stacking	Upholstered Seat/Back	GLNAUB	□□	□□□		□	□□□	28.0#	N/A	607	618	639	639	649	698	718	743	775	
GLP																				
GLU																				
GLUB																				
	Four-Leg Armless Chair with Casters	Polypropylene, Casters	GLNAPC	□□	□□□	□		□□□	24.0#	\$ 449										
	• Ergonomic articulation (Perfect Pivot)	Uph. Seat, Casters	GLNAUC	□□	□□□	□		□□□	27.0#	N/A	599	610	631	631	640	689	711	734	768	
	• Stacking. Caution should be exercised to prevent casters from marring components such as frames, fabric, etc., and to prevent casters from becoming “hung up” underneath the seat of the chair	Uph. Seat/Back, Casters	GLNAUBC	□□	□□□	□		□□□	28.0#	N/A	635	645	666	666	676	725	745	769	806	
	• Stacking on dollies is NOT recommended																			
GLP																				
GLU																				
GLUB																				
		A	B	C	D	E	F	G												

Indicate the following information on order form:

1. Quantity of each item.
2. Model number, including options. See "How To Build a Model Number".
3. Any special service required.

- The ☐ indicates that a choice is required.
- The absence of the ☐ indicates that no choice is required.
- Alpha-numeric characters in place of ☐ indicate that no other alternatives are available.

G Select upholstery grade/color.
Refer to ki.com/fabrics

- A** Select basic model.
- B** Select frame color.
Refer to the **Product Color Options** page in this price list.
- C** Select poly seat and back color.
Refer to the **Product Color Options** page in this price list.
- D** Select casters.
- | | |
|----------|-----------------------------------|
| C | - Carpet casters (black only) |
| S | - Hard floor casters (black only) |
- E** Select glide option.
- | | |
|----------|------------------|
| F | - Felt Glides |
| P | - Plastic glides |
| S | - Steel glides |
- F** Select fire code.
- | | |
|------------|-----------------------------|
| NFR | - Compliance to TB 117-2013 |
| FR | - Compliance to TB 133 |
- See Upholstery Information for TB133 upcharge

C.O.M. Upholstery

C.O.M. requirement for less than ten chairs is 1 yard of 54" wide nondirectional fabric. For ten or more chairs with an upholstered seat and back, the requirement is 3/4 yards. For an upholstered seat only, the requirement is 1/2 yards. For complete information on ordering C.O.M. see "Ordering Customer's Own Material (C.O.M) Upholstery." section.

California TB133 Fire Safety Code

For California Technical Bulletin 133 compliant models, add the following upcharge:
Model=Polypropylene
Added List Price=\$13
Model=Upholstered Seat
Added List Price=\$87
Model=Upholstered Seat and Back
Added List Price=\$123

Special Carton Marking

With specially marked information N/C

Shipping

Ships assembled, FOB Green Bay, WI 54302, freight prepaid. Freight class 125.

Specifications and prices are subject to change without prior notice.



GLP
GLU
GLUB



Indicate the following information on order form:

1. Quantity of each item.
2. Model number, including options. See "How To Build a Model Number".
3. Any special service required.

Note:

- The ☐ indicates that a choice is required.
- The absence of the ☐ indicates that no choice is required.
- Alpha-numeric characters in place of ☐ indicate that no other alternatives are available.

G Select upholstery grade/color.
Refer to ki.com/fabrics

- A** Select basic model.
- B** Select frame color.
Refer to the **Product Color Options** page in this price list.
- C** Select poly seat and back color.
Refer to the **Product Color Options** page in this price list.
- D** Select casters.
- | | |
|----------|-----------------------------------|
| C | - Carpet casters |
| S | - Hard floor casters (black only) |
- E** Select glide option.
- | | |
|----------|------------------|
| F | - Felt Glides |
| P | - Plastic glides |
| S | - Steel glides |
- F** Select fire code.
- | | |
|------------|-----------------------------|
| NFR | - Compliance to TB 117-2013 |
| FR | - Compliance to TB 133 |
- See Upholstery Information for TB133 upcharge

C.O.M. Upholstery

C.O.M. requirement for less than ten chairs is 1 yard of 54" wide nondirectional fabric. For ten or more chairs with an upholstered seat and back, the requirement is 3/4 yards. For an upholstered seat only, the requirement is 1/2 yards. For complete information on ordering C.O.M. see "Ordering Customer's Own Material (C.O.M) Upholstery." section.

California TB133 Fire Safety Code

For California Technical Bulletin 133 compliant models, add the following upcharge:

Model=Polypropylene
Added List Price=\$13

Model=Upholstered Seat
Added List Price=\$87

Model=Upholstered Seat and Back
Added List Price=\$123

Special Carton Marking




With specially marked information N/C

Shipping

Ships assembled, FOB Green Bay, WI 54302, freight prepaid. Freight class 125.

Specifications and prices are subject to change without prior notice.



			MODEL NUMBER																				
			Basic Model	Frame Color	Seat & Back Color	Glide Option	Tablet Arm Color	Fire Code	Uph. Color														
MODEL	Features									Approx. Packaged Weight	Delivered Pricing Unupholstered	Delivered Pricing Fabric Grade 1 & C.O.M.	Delivered Pricing Fabric Grade 2	Delivered Pricing Fabric Grade 3	Delivered Pricing Vinyl Group 2V	Delivered Pricing Pallas Fabric Group P0	Delivered Pricing Pallas Fabric Group P1	Delivered Pricing Pallas Fabric Group P2	Delivered Pricing Pallas Fabric Group P3	Delivered Pricing Pallas Fabric Group P4			
 GLP GLU GLUB	Four-Leg Flip-up Tablet Arm Chair <ul style="list-style-type: none">Ergonomic articulation (Perfect Pivot)NONSTACKING	Polypropylene, Left Hand	GLTAPLH	<input type="checkbox"/> <input type="checkbox"/>	<input type="checkbox"/> <input type="checkbox"/> <input type="checkbox"/>	<input type="checkbox"/>	<input type="checkbox"/> <input type="checkbox"/>	<input type="checkbox"/>		29.0#	\$ 689												
		Polypropylene, Right Hand	GLTAPRH	<input type="checkbox"/> <input type="checkbox"/>	<input type="checkbox"/> <input type="checkbox"/> <input type="checkbox"/>	<input type="checkbox"/>	<input type="checkbox"/> <input type="checkbox"/>	<input type="checkbox"/>		29.0#	689												
		Uph. Seat, Left Hand	GLTAULH	<input type="checkbox"/> <input type="checkbox"/>	<input type="checkbox"/> <input type="checkbox"/> <input type="checkbox"/>	<input type="checkbox"/>	<input type="checkbox"/> <input type="checkbox"/>	<input type="checkbox"/> <input type="checkbox"/>	<input type="checkbox"/> <input type="checkbox"/>	32.0#	N/A	838	849	867	867	879	929	949	972	1007			
		Uph. Seat, Right Hand	GLTAURH	<input type="checkbox"/> <input type="checkbox"/>	<input type="checkbox"/> <input type="checkbox"/> <input type="checkbox"/>	<input type="checkbox"/>	<input type="checkbox"/> <input type="checkbox"/>	<input type="checkbox"/> <input type="checkbox"/>	<input type="checkbox"/> <input type="checkbox"/>	32.0#	N/A	838	849	867	867	879	929	949	972	1007			
		Uph. Seat/Back, Left Hand	GLTAUBLH	<input type="checkbox"/> <input type="checkbox"/>	<input type="checkbox"/> <input type="checkbox"/> <input type="checkbox"/>	<input type="checkbox"/>	<input type="checkbox"/> <input type="checkbox"/>	<input type="checkbox"/> <input type="checkbox"/>	<input type="checkbox"/> <input type="checkbox"/>	34.0#	N/A	874	886	905	905	914	963	986	1007	1042			
		Uph. Seat/Back, Right Hand	GLTAUBRH	<input type="checkbox"/> <input type="checkbox"/>	<input type="checkbox"/> <input type="checkbox"/> <input type="checkbox"/>	<input type="checkbox"/>	<input type="checkbox"/> <input type="checkbox"/>	<input type="checkbox"/> <input type="checkbox"/>	<input type="checkbox"/> <input type="checkbox"/>	34.0#	N/A	874	886	905	905	914	963	986	1007	1042			
 GLP GLU GLUB	Four-Leg Flip-up Oversize Tablet Arm Chair <ul style="list-style-type: none">Oversized tabletErgonomic articulation (Perfect Pivot)NONSTACKING	Polypropylene, Left Hand	GLOVTAPLH	<input type="checkbox"/> <input type="checkbox"/>	<input type="checkbox"/> <input type="checkbox"/> <input type="checkbox"/>	<input type="checkbox"/>	<input type="checkbox"/> <input type="checkbox"/>	<input type="checkbox"/>		31.0#	\$ 760												
		Polypropylene, Right Hand	GLOVTAPRH	<input type="checkbox"/> <input type="checkbox"/>	<input type="checkbox"/> <input type="checkbox"/> <input type="checkbox"/>	<input type="checkbox"/>	<input type="checkbox"/> <input type="checkbox"/>	<input type="checkbox"/> <input type="checkbox"/>		31.0#	760												
		Uph. Seat, Left Hand	GLOVTAULH	<input type="checkbox"/> <input type="checkbox"/>	<input type="checkbox"/> <input type="checkbox"/> <input type="checkbox"/>	<input type="checkbox"/>	<input type="checkbox"/> <input type="checkbox"/>	<input type="checkbox"/> <input type="checkbox"/>	<input type="checkbox"/> <input type="checkbox"/>	34.0#	N/A	908	920	940	940	950	998	1020	1042	1080			
		Uph. Seat, Right Hand	GLOVTAURH	<input type="checkbox"/> <input type="checkbox"/>	<input type="checkbox"/> <input type="checkbox"/> <input type="checkbox"/>	<input type="checkbox"/>	<input type="checkbox"/> <input type="checkbox"/>	<input type="checkbox"/> <input type="checkbox"/>	<input type="checkbox"/> <input type="checkbox"/>	34.0#	N/A	908	920	940	940	950	998	1020	1042	1080			
		Uph. Seat/Back, Left Hand	GLOVTAUBLH	<input type="checkbox"/> <input type="checkbox"/>	<input type="checkbox"/> <input type="checkbox"/> <input type="checkbox"/>	<input type="checkbox"/>	<input type="checkbox"/> <input type="checkbox"/>	<input type="checkbox"/> <input type="checkbox"/>	<input type="checkbox"/> <input type="checkbox"/>	35.0#	N/A	944	956	975	975	986	1035	1055	1080	1113			
		Uph. Seat/Back, Right Hand	GLOVTAUBRH	<input type="checkbox"/> <input type="checkbox"/>	<input type="checkbox"/> <input type="checkbox"/> <input type="checkbox"/>	<input type="checkbox"/>	<input type="checkbox"/> <input type="checkbox"/>	<input type="checkbox"/> <input type="checkbox"/>	<input type="checkbox"/> <input type="checkbox"/>	35.0#	N/A	944	956	975	975	986	1035	1055	1080	1113			
 GLP GLU GLUB	Four-Leg Flip-and-Store (G2) Tablet Arm Chair <ul style="list-style-type: none">Ergonomic articulation (Perfect Pivot)NONSTACKING	Polypropylene, Left Hand	GLG2APLH	<input type="checkbox"/> <input type="checkbox"/>	<input type="checkbox"/> <input type="checkbox"/> <input type="checkbox"/>	<input type="checkbox"/>	<input type="checkbox"/> <input type="checkbox"/>	<input type="checkbox"/>		30.0#	\$ 728												
		Polypropylene, Right Hand	GLG2APRH	<input type="checkbox"/> <input type="checkbox"/>	<input type="checkbox"/> <input type="checkbox"/> <input type="checkbox"/>	<input type="checkbox"/>	<input type="checkbox"/> <input type="checkbox"/>	<input type="checkbox"/>		30.0#	728												
		Uph. Seat, Left Hand	GLG2AULH	<input type="checkbox"/> <input type="checkbox"/>	<input type="checkbox"/> <input type="checkbox"/> <input type="checkbox"/>	<input type="checkbox"/>	<input type="checkbox"/> <input type="checkbox"/>	<input type="checkbox"/> <input type="checkbox"/>	<input type="checkbox"/> <input type="checkbox"/>	33.0#	N/A	878	889	907	907	919	968	989	1013	1048			
		Uph. Seat, Right Hand	GLG2AURH	<input type="checkbox"/> <input type="checkbox"/>	<input type="checkbox"/> <input type="checkbox"/> <input type="checkbox"/>	<input type="checkbox"/>	<input type="checkbox"/> <input type="checkbox"/>	<input type="checkbox"/> <input type="checkbox"/>	<input type="checkbox"/> <input type="checkbox"/>	33.0#	N/A	878	889	907	907	919	968	989	1013	1048			
		Uph. Seat/Back, Left Hand	GLG2AUBLH	<input type="checkbox"/> <input type="checkbox"/>	<input type="checkbox"/> <input type="checkbox"/> <input type="checkbox"/>	<input type="checkbox"/>	<input type="checkbox"/> <input type="checkbox"/>	<input type="checkbox"/> <input type="checkbox"/>	<input type="checkbox"/> <input type="checkbox"/>	35.0#	N/A	913	924	944	944	955	1003	1023	1048	1083			
		Uph. Seat/Back, Right Hand	GLG2AUBRH	<input type="checkbox"/> <input type="checkbox"/>	<input type="checkbox"/> <input type="checkbox"/> <input type="checkbox"/>	<input type="checkbox"/>	<input type="checkbox"/> <input type="checkbox"/>	<input type="checkbox"/> <input type="checkbox"/>	<input type="checkbox"/> <input type="checkbox"/>	35.0#	N/A	913	924	944	944	955	1003	1023	1048	1083			

A **B** **C** **D** **E** **F** **G**

HOW TO ORDER

Indicate the following information on order form:
1. Quantity of each item.
2. Model number, including options. See “How To Build a Model Number”.
3. Any special service required.

Note: • The ☐ indicates that a choice is required.
• The absence of the ☐ indicates that no choice is required.
• Alpha-numeric characters in place of ☐ indicate that no other alternatives are available.

HOW TO BUILD A MODEL NUMBER

- A** Select basic model.
- B** Select frame color.
Refer to the **Product Color Options** page in this price list.
- C** Select poly seat and back color.
Refer to the **Product Color Options** page in this price list.
- D** Select glide option.
F - Felt Glides
P - Plastic glides
S - Steel glides
- E** Select tablet arm color.
Refer to the **Product Color Options** page in this price list.

- F** Select fire code.
NFR - Compliance to TB 117-2013
FR - Compliance to TB 133
See Upholstery Information for TB133 upcharge.

- G** Select upholstery grade/color.
Refer to [ki.com/fabrics](https://www.ki.com/fabrics)

UPHOLSTERY INFORMATION

C.O.M. Upholstery

C.O.M. requirement for less than ten chairs is 1 yard of 54” wide nondirectional fabric. For ten or more chairs with an upholstered seat and back, the requirement is 3/4 yards. For an upholstered seat only, the requirement is 1/2 yards. For complete information on ordering C.O.M. see “Ordering Customer’s Own Material (C.O.M) Upholstery.” section.

California TB133 Fire Safety Code

For California Technical Bulletin 133 compliant models, add the following upcharge:
Model=Polypropylene
Added List Price=\$13
Model=Upholstered Seat
Added List Price=\$87
Model=Upholstered Seat and Back
Added List Price=\$123

SPECIAL SERVICES

Special Carton Marking

With specially marked information N/C

Shipping
Ships **assembled, FOB Green Bay, WI 54302, freight prepaid.** Freight class 125.

Specifications and prices are subject to change without prior notice.



		MODEL NUMBER																		
		Basic Model	Frame Color	Seat & Back Color	Caster Type	Tablet Arm Color	Fire Code	Uph. Color												
MODEL	Features									Approx. Packaged Weight	Delivered Pricing Unupholstered	Delivered Pricing Fabric Grade 1 & C.O.M.	Delivered Pricing Fabric Grade 2	Delivered Pricing Fabric Grade 3	Delivered Pricing Vinyl Group 2V	Delivered Pricing Pallas Fabric Group P0	Delivered Pricing Pallas Fabric Group P1	Delivered Pricing Pallas Fabric Group P2	Delivered Pricing Pallas Fabric Group P3	Delivered Pricing Pallas Fabric Group P4
	Four-Leg Flip-up Tablet Arm Chair with Casters <ul style="list-style-type: none">Ergonomic articulation (Perfect Pivot)NONSTACKING	Poly, Left Hand, Casters	GLTAPCLH	<input type="checkbox"/> <input type="checkbox"/>	<input type="checkbox"/> <input type="checkbox"/> <input type="checkbox"/>	<input type="checkbox"/>	<input type="checkbox"/> <input type="checkbox"/>	<input type="checkbox"/> <input type="checkbox"/>		30.0#	\$ 716									
		Poly, Right Hand, Casters	GLTAPCRH	<input type="checkbox"/> <input type="checkbox"/>	<input type="checkbox"/> <input type="checkbox"/> <input type="checkbox"/>	<input type="checkbox"/>	<input type="checkbox"/> <input type="checkbox"/>	<input type="checkbox"/> <input type="checkbox"/>		30.0#	716									
		Uph. Seat, Left Hand, Cast.	GLTAUCLH	<input type="checkbox"/> <input type="checkbox"/>	<input type="checkbox"/> <input type="checkbox"/> <input type="checkbox"/>	<input type="checkbox"/>	<input type="checkbox"/> <input type="checkbox"/>	<input type="checkbox"/> <input type="checkbox"/>		33.0#	N/A	865	876	895	895	906	956	977	998	1035
		Uph. Seat, Right Hand, Cast.	GLTAUCRH	<input type="checkbox"/> <input type="checkbox"/>	<input type="checkbox"/> <input type="checkbox"/> <input type="checkbox"/>	<input type="checkbox"/>	<input type="checkbox"/> <input type="checkbox"/>	<input type="checkbox"/> <input type="checkbox"/>		33.0#	N/A	865	876	895	895	906	956	977	998	1035
		Uph. Seat/Back, Left Hand, Cast.	GLTAUBCLH	<input type="checkbox"/> <input type="checkbox"/>	<input type="checkbox"/> <input type="checkbox"/> <input type="checkbox"/>	<input type="checkbox"/>	<input type="checkbox"/> <input type="checkbox"/>	<input type="checkbox"/> <input type="checkbox"/>		34.0#	N/A	901	912	932	932	943	993	1013	1036	1069
		Uph. Seat/Back, Right Hand, Cast.	GLTAUBCRH	<input type="checkbox"/> <input type="checkbox"/>	<input type="checkbox"/> <input type="checkbox"/> <input type="checkbox"/>	<input type="checkbox"/>	<input type="checkbox"/> <input type="checkbox"/>	<input type="checkbox"/> <input type="checkbox"/>		34.0#	N/A	901	912	932	932	943	993	1013	1036	1069
GLP																				
GLU																				
GLUB																				
	Four-Leg Flip-up Oversize Tablet Arm Chair with Casters <ul style="list-style-type: none">Oversized tabletErgonomic articulation (Perfect Pivot)NONSTACKING	Poly, Left Hand, Casters	GLOVTAPCLH	<input type="checkbox"/> <input type="checkbox"/>	<input type="checkbox"/> <input type="checkbox"/> <input type="checkbox"/>	<input type="checkbox"/>	<input type="checkbox"/> <input type="checkbox"/>	<input type="checkbox"/> <input type="checkbox"/>		31.0#	\$ 786									
		Poly, Right Hand, Casters	GLOVTAPCRH	<input type="checkbox"/> <input type="checkbox"/>	<input type="checkbox"/> <input type="checkbox"/> <input type="checkbox"/>	<input type="checkbox"/>	<input type="checkbox"/> <input type="checkbox"/>	<input type="checkbox"/> <input type="checkbox"/>		31.0#	786									
		Uph. Seat, Left Hand, Cast.	GLOVTAUCLH	<input type="checkbox"/> <input type="checkbox"/>	<input type="checkbox"/> <input type="checkbox"/> <input type="checkbox"/>	<input type="checkbox"/>	<input type="checkbox"/> <input type="checkbox"/>	<input type="checkbox"/> <input type="checkbox"/>		34.0#	N/A	936	946	966	966	977	1026	1047	1069	1104
		Uph. Seat, Right Hand, Cast.	GLOVTAUCRH	<input type="checkbox"/> <input type="checkbox"/>	<input type="checkbox"/> <input type="checkbox"/> <input type="checkbox"/>	<input type="checkbox"/>	<input type="checkbox"/> <input type="checkbox"/>	<input type="checkbox"/> <input type="checkbox"/>		34.0#	N/A	936	946	966	966	977	1026	1047	1069	1104
		Uph. Seat/Back, Left Hand, Cast.	GLOVTAUBCLH	<input type="checkbox"/> <input type="checkbox"/>	<input type="checkbox"/> <input type="checkbox"/> <input type="checkbox"/>	<input type="checkbox"/>	<input type="checkbox"/> <input type="checkbox"/>	<input type="checkbox"/> <input type="checkbox"/>		36.0#	N/A	971	984	1002	1002	1015	1063	1083	1107	1139
		Uph. Seat/Back, Right Hand, Cast.	GLOVTAUBCRH	<input type="checkbox"/> <input type="checkbox"/>	<input type="checkbox"/> <input type="checkbox"/> <input type="checkbox"/>	<input type="checkbox"/>	<input type="checkbox"/> <input type="checkbox"/>	<input type="checkbox"/> <input type="checkbox"/>		36.0#	N/A	971	984	1002	1002	1015	1063	1083	1107	1139
GLP																				
GLU																				
GLUB																				
	Four-Leg Flip-and-Store (G2) Tablet Arm Chair with Casters <ul style="list-style-type: none">Ergonomic articulation (Perfect Pivot)NONSTACKING	Poly, Left Hand, Casters	GLG2APCLH	<input type="checkbox"/> <input type="checkbox"/>	<input type="checkbox"/> <input type="checkbox"/> <input type="checkbox"/>	<input type="checkbox"/>	<input type="checkbox"/> <input type="checkbox"/>	<input type="checkbox"/> <input type="checkbox"/>		31.0#	\$ 757									
		Poly, Right Hand, Casters	GLG2APCRH	<input type="checkbox"/> <input type="checkbox"/>	<input type="checkbox"/> <input type="checkbox"/> <input type="checkbox"/>	<input type="checkbox"/>	<input type="checkbox"/> <input type="checkbox"/>	<input type="checkbox"/> <input type="checkbox"/>		31.0#	757									
		Uph. Seat, Left Hand, Cast.	GLG2AUCLH	<input type="checkbox"/> <input type="checkbox"/>	<input type="checkbox"/> <input type="checkbox"/> <input type="checkbox"/>	<input type="checkbox"/>	<input type="checkbox"/> <input type="checkbox"/>	<input type="checkbox"/> <input type="checkbox"/>		34.0#	N/A	905	915	934	934	945	995	1016	1038	1074
		Uph. Seat, Right Hand, Cast.	GLG2AUCRH	<input type="checkbox"/> <input type="checkbox"/>	<input type="checkbox"/> <input type="checkbox"/> <input type="checkbox"/>	<input type="checkbox"/>	<input type="checkbox"/> <input type="checkbox"/>	<input type="checkbox"/> <input type="checkbox"/>		34.0#	N/A	905	915	934	934	945	995	1016	1038	1074
		Uph. Seat/Back, Left Hand, Cast.	GLG2AUBCLH	<input type="checkbox"/> <input type="checkbox"/>	<input type="checkbox"/> <input type="checkbox"/> <input type="checkbox"/>	<input type="checkbox"/>	<input type="checkbox"/> <input type="checkbox"/>	<input type="checkbox"/> <input type="checkbox"/>		35.0#	N/A	941	953	971	971	984	1032	1047	1076	1110
		Uph. Seat/Back, Right Hand, Cast.	GLG2AUBCRH	<input type="checkbox"/> <input type="checkbox"/>	<input type="checkbox"/> <input type="checkbox"/> <input type="checkbox"/>	<input type="checkbox"/>	<input type="checkbox"/> <input type="checkbox"/>	<input type="checkbox"/> <input type="checkbox"/>		35.0#	N/A	941	953	971	971	984	1032	1047	1076	1110
GLP																				
GLU																				
GLUB																				
		A	B	C	D	E	F	G												

HOW TO ORDER

Indicate the following information on order form:

- Quantity of each item.
- Model number, including options. See “How To Build a Model Number”.
- Any special service required.

Note:

- The ☐ indicates that a choice is required.
- The absence of the ☐ indicates that no choice is required.
- Alpha-numeric characters in place of ☐ indicate that no other alternatives are available.

HOW TO BUILD A MODEL NUMBER

- A**Select basic model.
- B**Select frame color.
Refer to the **Product Color Options** page in this price list.
- C**Select poly seat and back color.
Refer to the **Product Color Options** page in this price list.
- D**Select casters.

C_____ - Carpet casters

S_____ - Hard floor casters (black only)
- E**Select tablet arm color.
Refer to the **Product Color Options** page in this price list.
- F**Select fire code.

NFR_____ - Compliance to TB 117-2013

FR_____ - Compliance to TB 133

See Upholstery Information for TB133 upcharge.

GSelect upholstery grade/color.
Refer to [ki.com/fabrics](https://www.ki.com/fabrics)

UPHOLSTERY INFORMATION

C.O.M. Upholstery

C.O.M. requirement for less than ten chairs is 1 yard of 54” wide nondirectional fabric. For ten or more chairs with an upholstered seat and back, the requirement is 3/4 yards. For an upholstered seat only, the requirement is 1/2 yards. For complete information on ordering C.O.M. see “Ordering Customer’s Own Material (C.O.M) Upholstery.” section.

California TB133 Fire Safety Code

For California Technical Bulletin 133 compliant models, add the following upcharge:
Model=Polypropylene
Added List Price=\$13
Model=Upholstered Seat
Added List Price=\$87
Model=Upholstered Seat and Back
Added List Price=\$123

SPECIAL SERVICES



Special Carton Marking

With specially marked information N/C

Shipping
Ships **assembled, FOB Green Bay, WI 54302, freight prepaid.** Freight class 125.

Specifications and prices are subject to change without prior notice.



		MODEL NUMBER																	
		Basic Model	Frame Color	Seat & Back Color	Glide Option	Fire Code	Upholstery Color												
MODEL	Features							Approx. Packaged Weight	Delivered Pricing Unupholstered	Delivered Pricing Fabric Grade 1 & C.O.M.	Delivered Pricing Fabric Grade 2	Delivered Pricing Fabric Grade 3	Delivered Pricing Vinyl Group 2V	Delivered Pricing Pallas Fabric Group P0	Delivered Pricing Pallas Fabric Group P1	Delivered Pricing Pallas Fabric Group P2	Delivered Pricing Pallas Fabric Group P3	Delivered Pricing Pallas Fabric Group P4	
 GSP GSU GSUB	Sled Base Armless Chair <ul style="list-style-type: none">Ergonomic articulation (Perfect Pivot)Stacking	Polypropylene	GSNAP	□□	□□□	□□□	□□□	25.0#	\$ 436										
		Upholstered Seat	GSNAU	□□	□□□	□□□	□□□	□□□□□	28.0#	N/A	585	598	615	615	625	676	696	719	757
		Upholstered Seat/Back	GSNAUB	□□	□□□	□□□	□□□	□□□□□	30.0#	N/A	620	633	651	651	664	714	733	758	791
 GSP GSU GSUB	Sled Base Cantilever Arm Chair <ul style="list-style-type: none">Ergonomic articulation (Perfect Pivot)Stacking	Polypropylene	GSCAP	□□	□□□	□□□	□□□	27.0#	\$ 576										
		Upholstered Seat	GSCAU	□□	□□□	□□□	□□□	□□□□□	30.0#	N/A	725	737	757	757	768	815	837	862	895
		Upholstered Seat/Back	GSCAUB	□□	□□□	□□□	□□□	□□□□□	32.0#	N/A	761	771	793	793	801	850	872	895	930
		A	B	C	D	E	F												

A B C D E F

HOW TO ORDER

Indicate the following information on order form:

- Quantity of each item.
- Model number, including options. See “How To Build a Model Number”.
- Any special service required.

Note:

- The ☐ indicates that a choice is required.
- The absence of the ☐ indicates that no choice is required.
- Alpha-numeric characters in place of ☐ indicate that no other alternatives are available.

HOW TO BUILD A MODEL NUMBER

- A** Select basic model.
- B** Select frame color.
Refer to the **Product Color Options** page in this price list.
- C** Select poly seat and back color.
Refer to the **Product Color Options** page in this price list.
- D** Select glide option.
- NGL

- No glides
- GFT

- Felt glides
- GNM

- Non-marring glides
- GNS

- Non-skid glides
- GSS

- Stainless steel glide
- E** Select fire code.
- NFR

- Compliance to TB 117-2013
- FR

- Compliance to TB 133
- See Upholstery Information for TB133 upcharge.

F Select upholstery grade/color.
Refer to [ki.com/fabrics](https://www.ki.com/fabrics)

UPHOLSTERY INFORMATION

C.O.M. Upholstery

C.O.M. requirement for less than ten chairs is 1 yard of 54” wide nondirectional fabric. For ten or more chairs with an upholstered seat and back, the requirement is 3/4 yards. For an upholstered seat only, the requirement is 1/2 yards. For complete information on ordering C.O.M. see “Ordering Customer’s Own Material (C.O.M) Upholstery.” section.

California TB133 Fire Safety Code

For California Technical Bulletin 133 compliant models, add the following upcharge:

Model=Polypropylene
Added List Price=\$13

Model=Upholstered Seat
Added List Price=\$87

Model=Upholstered Seat and Back
Added List Price=\$123

SPECIAL SERVICES




Special Carton Marking

With specially marked information N/C

Shipping
Ships **assembled, FOB Green Bay, WI 54302, freight prepaid.** Freight class 125.

Specifications and prices are subject to change without prior notice.



			MODEL NUMBER																		
			Basic Model	Frame Color	Seat & Back Color	Glide Option	Tablet Arm Color	Fire Code	Uph. Color												
MODEL	Features									Approx. Packaged Weight	Delivered Pricing Unupholstered	Delivered Pricing Fabric Grade 1 & C.O.M.	Delivered Pricing Fabric Grade 2	Delivered Pricing Fabric Grade 3	Delivered Pricing Vinyl Group 2V	Delivered Pricing Pallas Fabric Group P0	Delivered Pricing Pallas Fabric Group P1	Delivered Pricing Pallas Fabric Group P2	Delivered Pricing Pallas Fabric Group P3	Delivered Pricing Pallas Fabric Group P4	
	Sled Base Flip-up Tablet Arm Chair <ul style="list-style-type: none">Ergonomic articulation (Perfect Pivot)NONSTACKING	Polypropylene, Left Hand	GSTAPLH	<input type="checkbox"/>	<input type="checkbox"/>	<input type="checkbox"/>	<input type="checkbox"/>	<input type="checkbox"/>		31.0#	\$ 702										
		Polypropylene, Right Hand	GSTAPRH	<input type="checkbox"/>	<input type="checkbox"/>	<input type="checkbox"/>	<input type="checkbox"/>	<input type="checkbox"/>	<input type="checkbox"/>		31.0#	702									
		Uph. Seat, Left Hand	GSTAULH	<input type="checkbox"/>	<input type="checkbox"/>	<input type="checkbox"/>	<input type="checkbox"/>	<input type="checkbox"/>	<input type="checkbox"/>		34.0#	N/A	853	864	881	881	894	943	962	988	1022
		Uph. Seat, Right Hand	GSTAURH	<input type="checkbox"/>	<input type="checkbox"/>	<input type="checkbox"/>	<input type="checkbox"/>	<input type="checkbox"/>	<input type="checkbox"/>		34.0#	N/A	853	864	881	881	894	943	962	988	1022
		Uph. Seat/Back, Left Hand	GSTAUBLH	<input type="checkbox"/>	<input type="checkbox"/>	<input type="checkbox"/>	<input type="checkbox"/>	<input type="checkbox"/>	<input type="checkbox"/>		36.0#	N/A	888	900	919	919	929	978	998	1022	1057
		Uph. Seat/Back, Right Hand	GSTAUBRH	<input type="checkbox"/>	<input type="checkbox"/>	<input type="checkbox"/>	<input type="checkbox"/>	<input type="checkbox"/>	<input type="checkbox"/>		36.0#	N/A	888	900	919	919	929	978	998	1022	1057
GSP																					
GSU																					
GSUB																					
	Sled Base Flip-up Oversize Tablet Arm Chair <ul style="list-style-type: none">Oversized tabletErgonomic articulation (Perfect Pivot)NONSTACKING	Polypropylene, Left Hand	GSOVTAPLH	<input type="checkbox"/>	<input type="checkbox"/>	<input type="checkbox"/>	<input type="checkbox"/>	<input type="checkbox"/>		33.0#	\$ 772										
		Polypropylene, Right Hand	GSOVTAPRH	<input type="checkbox"/>	<input type="checkbox"/>	<input type="checkbox"/>	<input type="checkbox"/>	<input type="checkbox"/>	<input type="checkbox"/>		33.0#	772									
		Uph. Seat, Left Hand	GSOVTAULH	<input type="checkbox"/>	<input type="checkbox"/>	<input type="checkbox"/>	<input type="checkbox"/>	<input type="checkbox"/>	<input type="checkbox"/>		36.0#	N/A	923	934	954	954	963	1015	1034	1057	1093
		Uph. Seat, Right Hand	GSOVTAURH	<input type="checkbox"/>	<input type="checkbox"/>	<input type="checkbox"/>	<input type="checkbox"/>	<input type="checkbox"/>	<input type="checkbox"/>		36.0#	N/A	923	934	954	954	963	1015	1034	1057	1093
		Uph. Seat/Back, Left Hand	GSOVTAUBLH	<input type="checkbox"/>	<input type="checkbox"/>	<input type="checkbox"/>	<input type="checkbox"/>	<input type="checkbox"/>	<input type="checkbox"/>		37.0#	N/A	958	970	990	990	998	1049	1068	1093	1129
		Uph. Seat/Back, Right Hand	GSOVTAUBRH	<input type="checkbox"/>	<input type="checkbox"/>	<input type="checkbox"/>	<input type="checkbox"/>	<input type="checkbox"/>	<input type="checkbox"/>		37.0#	N/A	958	970	990	990	998	1049	1068	1093	1129
GSP																					
GSU																					
GSUB																					
	Sled Base Flip-and-Store (G2) Tablet Arm Chair <ul style="list-style-type: none">Ergonomic articulation (Perfect Pivot)NONSTACKING	Polypropylene, Left Hand	GSG2APLH	<input type="checkbox"/>	<input type="checkbox"/>	<input type="checkbox"/>	<input type="checkbox"/>	<input type="checkbox"/>		32.0#	\$ 743										
		Polypropylene, Right Hand	GSG2APRH	<input type="checkbox"/>	<input type="checkbox"/>	<input type="checkbox"/>	<input type="checkbox"/>	<input type="checkbox"/>	<input type="checkbox"/>		32.0#	743									
		Uph. Seat, Left Hand	GSG2AULH	<input type="checkbox"/>	<input type="checkbox"/>	<input type="checkbox"/>	<input type="checkbox"/>	<input type="checkbox"/>	<input type="checkbox"/>		35.0#	N/A	892	904	921	921	933	984	1002	1026	1062
		Uph. Seat, Right Hand	GSG2AURH	<input type="checkbox"/>	<input type="checkbox"/>	<input type="checkbox"/>	<input type="checkbox"/>	<input type="checkbox"/>	<input type="checkbox"/>		35.0#	N/A	892	904	921	921	933	984	1002	1026	1062
		Uph. Seat/Back, Left Hand	GSG2AUBLH	<input type="checkbox"/>	<input type="checkbox"/>	<input type="checkbox"/>	<input type="checkbox"/>	<input type="checkbox"/>	<input type="checkbox"/>		37.0#	N/A	928	940	958	958	968	1018	1037	1062	1096
		Uph. Seat/Back, Right Hand	GSG2AUBRH	<input type="checkbox"/>	<input type="checkbox"/>	<input type="checkbox"/>	<input type="checkbox"/>	<input type="checkbox"/>	<input type="checkbox"/>		37.0#	N/A	928	940	958	958	968	1018	1037	1062	1096
GSP																					
GSU																					
GSUB																					

A **B** **C** **D** **E** **F** **G**

HOW TO ORDER

Indicate the following information on order form:

- Quantity of each item.
- Model number, including options. See “How To Build a Model Number”.
- Any special service required.

Note:

- The ☐ indicates that a choice is required.
- The absence of the ☐ indicates that no choice is required.
- Alpha-numeric characters in place of ☐ indicate that no other alternatives are available.

HOW TO BUILD A MODEL NUMBER

- A**Select basic model.
- B**Select frame color.
Refer to the **Product Color Options** page in this price list.
- C**Select poly seat and back color.
Refer to the **Product Color Options** page in this price list.
- D**Select glide option.
NGL - No glides
GFT - Felt glides
GNM - Non-marring glides
GNS - Non-skid glides
GSS - Stainless steel glide
- E**Select tablet arm color.
Refer to the **Product Color Options** page in this price list.

- F**Select fire code.
NFR - Compliance to TB 117-2013
FR - Compliance to TB 133
See Upholstery Information for TB133 upcharge.

- G**Select upholstery grade/color.
Refer to [ki.com/fabrics](https://www.ki.com/fabrics)

UPHOLSTERY INFORMATION

C.O.M. Upholstery

C.O.M. requirement for less than ten chairs is 1 yard of 54” wide nondirectional fabric. For ten or more chairs with an upholstered seat and back, the requirement is 3/4 yards. For an upholstered seat only, the requirement is 1/2 yards. For complete information on ordering C.O.M. see “Ordering Customer’s Own Material (C.O.M) Upholstery.” section.

California TB133 Fire Safety Code

For California Technical Bulletin 133 compliant models, add the following upcharge:
Model=Polypropylene
Added List Price=\$13
Model=Upholstered Seat
Added List Price=\$87
Model=Upholstered Seat and Back
Added List Price=\$123

SPECIAL SERVICES


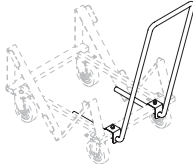
Special Carton Marking

With specially marked information N/C

Shipping
Ships **assembled, FOB Green Bay, WI 54302, freight prepaid.** Freight class 125.

Specifications and prices are subject to change without prior notice.



	MODEL	MODEL NUMBER		
		Basic Model	Approx. Packaged Weight	Delivered Pricing
 HRDPT	Transport Dolly <ul style="list-style-type: none">• Easy maneuverability with 5" casters: two fixed, two swivel• Rugged weld tubular steel frame• Black powder-coat finish	GCD.BL	32.0#	\$ 536
 HRDPT	Universal Dolly Handle <ul style="list-style-type: none">• Field installable• Provides convenient handle for relocating dolly when empty or loaded• Overall dolly height with handle is 37"	UDH.BL	8.0#	\$ 199

A

HOW TO ORDER

Indicate the following information on order form:

1. Quantity of each item.
2. Model number, including options. See "How To Build a Model Number".
3. Any special service required.

Note:

- The ☐ indicates that a choice is required.
- The absence of the ☐ indicates that no choice is required.
- Alpha-numeric characters in place of ☐ indicate that no other alternatives are available.

HOW TO BUILD A MODEL NUMBER

A Select basic model.

SPECIAL SERVICES



Special Carton Marking

With specially marked information N/C

Shipping
Ships **assembled, FOB Green Bay, WI 54302, freight prepaid.** Freight class 125.

Specifications and prices are subject to change without prior notice.



		MODEL NUMBER																		
		Basic Model	Seat Height	Frame Color	Seat & Back Color	Glide Option	Fire Code	Upholstery Color												
<div></div> <div>GLSP GLSU GLSUB</div>	MODEL																			
	Features																			
	Four-Leg Armless Cafe Stool <ul style="list-style-type: none">Ergonomic articulation (Perfect Pivot)StackingTwo seat heights	Polypropylene	GLSNAP	<input type="checkbox"/> <input type="checkbox"/>	<input type="checkbox"/> <input type="checkbox"/>	<input type="checkbox"/> <input type="checkbox"/> <input type="checkbox"/> <input type="checkbox"/>	<input type="checkbox"/>	<input type="checkbox"/> <input type="checkbox"/>		Approx. Packaged Weight	Delivered Pricing Unupholstered	Delivered Pricing Fabric Grade 1 & C.O.M.	Delivered Pricing Fabric Grade 2	Delivered Pricing Fabric Grade 3	Delivered Pricing Vinyl Group 2V	Delivered Pricing Pallas Fabric Group P0	Delivered Pricing Pallas Fabric Group P1	Delivered Pricing Pallas Fabric Group P2	Delivered Pricing Pallas Fabric Group P3	Delivered Pricing Pallas Fabric Group P4
		Upholstered Seat	GLSNAU	<input type="checkbox"/> <input type="checkbox"/>	<input type="checkbox"/> <input type="checkbox"/>	<input type="checkbox"/> <input type="checkbox"/> <input type="checkbox"/> <input type="checkbox"/>	<input type="checkbox"/>	<input type="checkbox"/> <input type="checkbox"/>	<input type="checkbox"/> <input type="checkbox"/> <input type="checkbox"/> <input type="checkbox"/> <input type="checkbox"/> <input type="checkbox"/>	32.0#	\$ 577									
		Upholstered Seat/Back	GLSNAUB	<input type="checkbox"/> <input type="checkbox"/>	<input type="checkbox"/> <input type="checkbox"/>	<input type="checkbox"/> <input type="checkbox"/> <input type="checkbox"/> <input type="checkbox"/>	<input type="checkbox"/>	<input type="checkbox"/> <input type="checkbox"/>	<input type="checkbox"/> <input type="checkbox"/> <input type="checkbox"/> <input type="checkbox"/> <input type="checkbox"/> <input type="checkbox"/>	35.0#	N/A	727	738	758	758	768	815	837	862	897
										37.0#	N/A	762	772	794	794	806	854	874	899	932
<div></div> <div>GLSP GLSU GLSUB</div>	MODEL																			
	Features																			
	Four-Leg Cantilever Arm Cafe Stool <ul style="list-style-type: none">Ergonomic articulation (Perfect Pivot)StackingTwo seat heights	Polypropylene	GLSCAP	<input type="checkbox"/> <input type="checkbox"/>	<input type="checkbox"/> <input type="checkbox"/>	<input type="checkbox"/> <input type="checkbox"/> <input type="checkbox"/> <input type="checkbox"/>	<input type="checkbox"/>	<input type="checkbox"/> <input type="checkbox"/>		35.0#	\$ 717									
		Upholstered Seat	GLSCAU	<input type="checkbox"/> <input type="checkbox"/>	<input type="checkbox"/> <input type="checkbox"/>	<input type="checkbox"/> <input type="checkbox"/> <input type="checkbox"/> <input type="checkbox"/>	<input type="checkbox"/>	<input type="checkbox"/> <input type="checkbox"/>	<input type="checkbox"/> <input type="checkbox"/> <input type="checkbox"/> <input type="checkbox"/> <input type="checkbox"/> <input type="checkbox"/>	38.0#	N/A	866	878	897	897	908	958	978	1002	1036
		Upholstered Seat/Back	GLSCAUB	<input type="checkbox"/> <input type="checkbox"/>	<input type="checkbox"/> <input type="checkbox"/>	<input type="checkbox"/> <input type="checkbox"/> <input type="checkbox"/> <input type="checkbox"/>	<input type="checkbox"/>	<input type="checkbox"/> <input type="checkbox"/>	<input type="checkbox"/> <input type="checkbox"/> <input type="checkbox"/> <input type="checkbox"/> <input type="checkbox"/> <input type="checkbox"/>	40.0#	N/A	903	913	933	933	943	993	1013	1036	1070
			A	B	C	D	E	F	G											

HOW TO ORDER

Indicate the following information on order form:

- Quantity of each item.
- Model number, including options. See “How To Build a Model Number”.
- Any special service required.

Note:

- The ☐ indicates that a choice is required.
- The absence of the ☐ indicates that no choice is required.
- Alpha-numeric characters in place of ☐ indicate that no other alternatives are available.

HOW TO BUILD A MODEL NUMBER

- A**Select basic model.
- B**Select seat height.

24

- 24” Seat Height

30

- 30” Seat Height
- C**Select frame color.

Refer to the **Product Color Options** page in this price list.
- D**Select poly seat and back color.

Refer to the **Product Color Options** page in this price list.
- E**Select glide option.

F

- Felt Glides

P

- Plastic glides

S

- Steel glides
- F**Select fire code.

NFR

- Compliance to TB 117-2013

FR

- Compliance to TB 133

See Upholstery Information for TB133 upcharge.
- G**Select upholstery grade/color.

Refer to [ki.com/fabrics](#)

UPHOLSTERY INFORMATION

C.O.M. Upholstery

C.O.M. requirement for less than ten chairs is 1 yard of 54” wide nondirectional fabric. For ten or more chairs with an upholstered seat and back, the requirement is 3/4 yards. For an upholstered seat only, the requirement is 1/2 yards. For complete information on ordering C.O.M. see “Ordering Customer’s Own Material (C.O.M) Upholstery.” section.

California TB133 Fire Safety Code

For California Technical Bulletin 133 compliant models, add the following upcharge:

Model=Polypropylene
Added List Price=\$13

Model=Upholstered Seat
Added List Price=\$87

Model=Upholstered Seat and Back
Added List Price=\$123

SPECIAL SERVICES

Special Carton Marking

With specially marked information N/C

Shipping
Ships **assembled, FOB Green Bay, WI 54302, freight prepaid.** Freight class 125.

Specifications and prices are subject to change without prior notice.



Features				
Arms	•	•	•	•
Corner tables	•	•	•	•
In-line tables	•	•	•	•
Poly, upholstered seat, or upholstered seat/back	•	•	•	•
General Dimensions				
Seat width	18-1/2"	18-1/2"	18-1/2"	18-1/2"
Seat depth	18-5/16"	18-5/16"	18-5/16"	18-5/16"
Seat height	17"	17"	17"	17"
Unit width (with arms)	28"	50"	72"	94"
Unit width (no arms)	28"	50"	72"	88"
Unit height		33"	33"	33"
Corner table top	30" x 30"	30" x 30"	30" x 30"	30" x 30"
In-line table	20" x 20"	20" x 20"	20" x 20"	20" x 20"
Table height (all table models)	17"	17"	17"	17"
Width between arms (inside arm)	18"	18"	18"	18"
Arm height from floor	25-3/4"	25-3/4"	25-3/4"	25-3/4"

INFORMATION

Fabric Disclaimer

Fabric will be applied as swatched by the fabric manufacturer. Fabric that is required to be applied differently than is swatched will need a Special Cost Request written specifying the direction the fabric is to be applied. The posted standard lead time will apply to the Special Cost Request. Inc. under license from Pro-Cord S.p.A

C.O.M. Testing and Production Requirements

Not all materials are suitable for upholstering this product. A 1 yd. x 54" sample must be submitted and approved prior to acceptance of an order. If the fabric is directional in pattern or weave, the direction must be indicated on the submitted sample, and additional yardage may be requested. Test samples must be sent to:

KI
Attn: C.O.M. Specialist
1687 Westminster Drive - Gate 3
Green Bay, WI 54302

Design

Designed by Giancarlo Piretti and manufac-tured in the USA by Krueger International, Inc. under license from Pro-Cord S.p.A

KI Color Match Program

KI offers the additional option of color matching paint, polypropylene, or wood stain through Product Modification Requests, contact Customer Service for details.

Whatever you imagine, whatever you require. KI's Color Match program lets you pick your color!

Color Match Process - Poly Seating
information can be found here.

Backrest, Seat, and Shroud

Injection-molded polypropylene.

Optional Upholstered Seat and Back

Urethane foam is attached to an injection-molded polypropylene liner board, then upholstered using a draw-string process. Seat foam is molded nominal 1" thickness, and back foam is nominal 1/2" thickness. The flush-head fasteners that attach the back pad are color-matched to the polypropylene.

Underseat Structure

Support structure is a die-drawn 12-gauge steel plate. Fixed backrest mechanism structures are made from 1/2" diameter steel wire and attached by welding. Structure is finished with baked-on electrostatically-applied 30-degree gloss epoxy powder-coating.

Backrest Articulation Mechanism

Two outer backrest supports formed from 1" diameter tubular steel are inserted into sockets molded into the backrest, and secured with screws. The backrest assembly moves over molded thermoplastic slide bushings and is supported by steel coil springs. This mechanism allows the backrest to move through 15 degrees of movement, about an axis of rotation that is through the hips of the occupant.

Tandem Base

Cast aluminum alloy foot section. Leg upright is 14-gauge 1" x 2" seamless steel column. Upright and foot are painted monochromatic with beam and yoke. Leg upright column is welded to a plate which clamps onto the beam with a yoke.

Tandem Arm

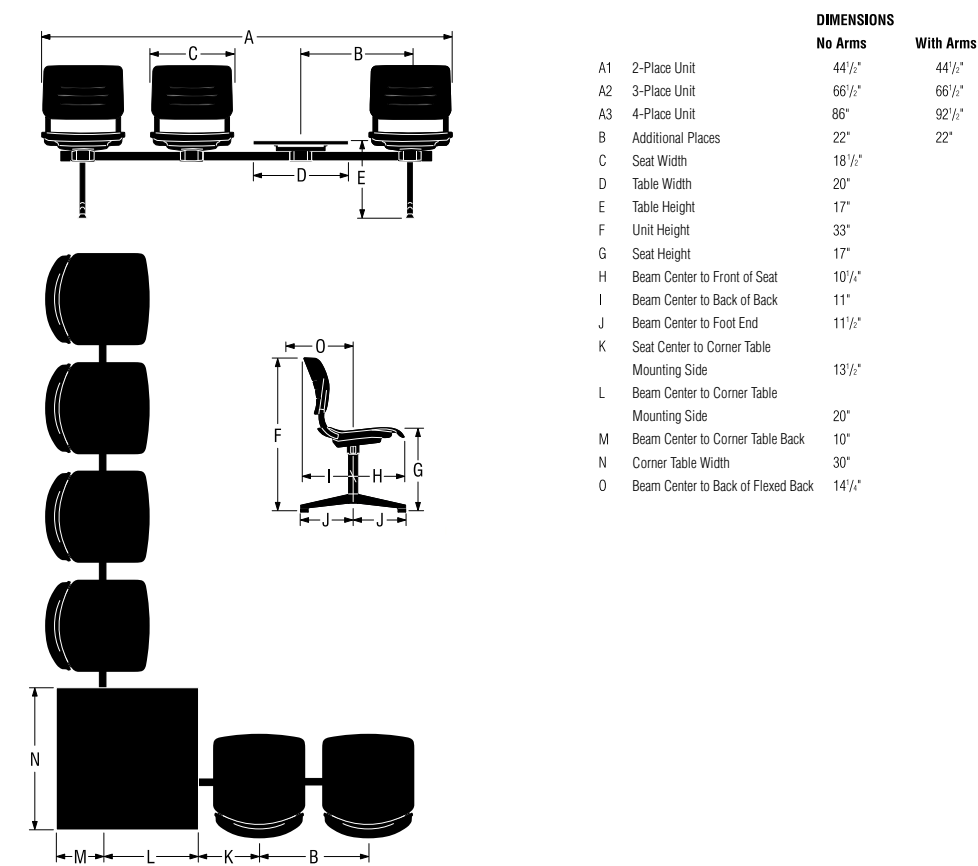
Oval tubular steel arm support with self-skinning urethane armrests measuring 10 1/4" long x 4" wide. The tubular arm support is welded to a yoke and then fastened to the beam via a coverplate.

In-Line Table

Solid core top is 20" x 20" x 7/8" with a vinyl bullnose edge.

Corner Table

Solid core top is 30" x 30" x 7/8" with a vinyl bullnose edge.





Frame Color		Poppy Red	EPR	Seat and Back Color - Polypropylene	
Black	BL	Purple Haze	EPH	Flame-Retardant	
Blue Grey	GR	Rubber Ducky	ERK	Black	PBL
Bronze Metallic	ZM	Sand	ESA	Arm pad matches seat and back color for black, blue grey, sand and warm grey. Otherwise it is always black.	
Cayenne	CY	Sky Blue	ESK		
Champagne Metallic	CM	Sterling Ash	EAZ		
Chrome	CH	Surf's Up	ESP		
Cool Grey	CG	Twilight Shadow	ETI	The above seating product can be manufactured using the appropriate flame-retardant materials for compliance to California Technical Bulletin 133.	
Cottonwood	CO	Ultra Blue	EUB		
Earthen Clay	EY	Warm Grey	EWG		
Espresso Metallic	EX	Zesty Lime	EZL		
Everglade Shade	EV	Seat and Back Color - Polypropylene		Surface Finish - Laminate	
Flannel	FN	Non Flame-Retardant		Beigewood	LBZ
Glitz Metallic	GZ	Black	PBL	Belair	LBQ
Hazy Jade	HJ	Blue Grey	PGR	Biltmore Cherry	LBT
Honey Bee	HY	Cayenne	PCY	Black	LBK
Light Tone	LG	Cool Grey	PCG	Brighton Walnut	LBW
Mardi Gras	MG	Cottonwood	PCO	Castle Oak	LCO
Misty Brown	MY	Earthen Clay	PEY	Cherry Storm	LCX
Nemo (available on armless models only)	NE	Everglade Shade	PEV	Classic Linen	LCI
Nordic	ND	Flannel	PFN	Cocobala	LCC
Poppy Red	PR	Hazy Jade	PHJ	Crisp Linen	LRI
Purple Haze	PH	Honey Bee	PHY	Designer White	LDR
Rainforest	RQ	Light Tone	PLG	Dove Grey	LDG
Raw Jasper	RJ	Mardi Gras	PMG	Florence Walnut	LFC
Rubber Ducky	RK	Misty Brown	PMY	Friston Ash	LFH
Sand	SA	Nemo	PNE	Frosty White	LFW
Sky Blue	SK	Nordic	PND	Graphite Nebula	LGN
Starlight Silver Metallic	SX	Poppy Red	PPR	Grey	LGE
Surf's Up	SP	Purple Haze	PPH	High Rise	LHE
Tarragon	TQ	Rainforest	PRQ	Hollyberry	LHY
Twilight Shadow	TI	Raw Jasper	PRJ	Island	LID
Ultra Blue	UB	Rubber Ducky	PRK	Italian Silver Ash	LIT
Warm Grey	WG	Sand	PSA	Kensington Maple	LKM
Zesty Lime (available on armless models only)	ZL	Sky Blue	PSK	Lapis Blue	LLB
Nemo and Zesty Lime are only available as standard color options on armless models. If required on an arm model, a PRM can be submitted for approval, provided the client has visually approved the color variation.		Surf's Up	PSL	Monticello Maple	LMT
		Twilight Shadow	PSP	North Sea	LNA
		Ultra Blue	PTQ	Ocean	LON
		Warm Grey	PTI	Pinnacle Walnut	LPW
Edge Color		Zesty Lime	PUB	River Cherry	LRY
Belair	EBQ	Nemo and Zesty Lime are only available as standard color options on armless models. If required on an arm model, a PRM can be submitted for approval, provided the client has visually approved the color variation.	PWG	Shadow Zephyr	LSR
Black	EBL		PZL	Sterling Ash	LAZ
Blue Grey	EGR			Titanium Evolv	LTV
Cayenne	ECY			White Nebula	LWL
Cool Grey	ECG	Arm pad matches seat and back color for black, blue grey, sand and warm grey. Otherwise it is always black.		White Sand	LWN
Earthen Clay	EEY			Windsor Mahogany	LWY
Everglade Shade	EEV				
Flannel	EFN				
Friston Ash	EFH	TRANSLUCENT colors are available on the upholstered seat models only.			
Frosty White	EFW				
Hazy Jade	EHJ				
Honey Bee	EHY				
Light Tone	ELG				
Mardi Gras	EMG				
Misty Brown	EMY				
Nemo	ENE				
Nordic	END				




Finish Cards

View color swatches for items listed within this document.

<u>Paints</u>	<u>Wood/Veneer</u>	<u>Molded Edges</u>	<u>Hard Plastics</u>
<u>Plastics/Poly</u>	<u>Laminates</u>	<u>Edge Styles</u>	<u>Glass</u>

Certain options referenced may not be available on GSA Schedule.



		MODEL NUMBER							
		Basic Model	Frame Color	Fire Code	Seat & Back Color	Surface Finish	Edge Color		
MODEL	Features							Approx. Packaged Weight	Delivered Pricing
 GT1P GT2P GT3P GT4P GT5P	Polypropylene - No Arms <ul style="list-style-type: none">Optional in-line tables1 seat, 0 in-line table models must connect to a corner tableCorner table is ordered separately	1 Seat, 0 In-Line Table	GT1NAP/S1/IT0	<input type="checkbox"/>	<input type="checkbox"/>	<input type="checkbox"/>		30.0#	\$ 839
		1 Seat, 1 In-Line Table	GT2NAP/S1/IT1	<input type="checkbox"/>	<input type="checkbox"/>	<input type="checkbox"/>	<input type="checkbox"/>	44.0#	1780
		2 Seat, 0 In-Line Table	GT2NAP/S2/IT0	<input type="checkbox"/>	<input type="checkbox"/>	<input type="checkbox"/>		50.0#	1677
		2 Seat, 1 In-Line Table	GT3NAP/S2/IT1	<input type="checkbox"/>	<input type="checkbox"/>	<input type="checkbox"/>	<input type="checkbox"/>	64.0#	2617
		3 Seat, 0 In-Line Table	GT3NAP/S3/IT0	<input type="checkbox"/>	<input type="checkbox"/>	<input type="checkbox"/>		70.0#	2515
		3 Seat, 1 In-Line Table	GT4NAP/S3/IT1	<input type="checkbox"/>	<input type="checkbox"/>	<input type="checkbox"/>	<input type="checkbox"/>	84.0#	3457
		4 Seat, 0 In-Line Table	GT4NAP/S4/IT0	<input type="checkbox"/>	<input type="checkbox"/>	<input type="checkbox"/>		94.0#	3360
		3 Seat, 2 In-Line Tables	GT5NAP/S3/IT2	<input type="checkbox"/>	<input type="checkbox"/>	<input type="checkbox"/>	<input type="checkbox"/>	103.0#	4397
		4 Seat, 1 In-Line Table	GT5NAP/S4/IT1	<input type="checkbox"/>	<input type="checkbox"/>	<input type="checkbox"/>	<input type="checkbox"/>	109.0#	4297
		5 Seat, 0 In-Line Table	GT5NAP/S5/IT0	<input type="checkbox"/>	<input type="checkbox"/>	<input type="checkbox"/>		115.0#	4199
 GT1P GT2P GT3P GT4P GT5P	Polypropylene - End Arms Only <ul style="list-style-type: none">Optional in-line tables1 seat, 0 in-line table models must connect to a corner tableCorner table is ordered separately	1 Seat, 0 In-Line Table	GT1EAP/S1/IT0	<input type="checkbox"/>	<input type="checkbox"/>	<input type="checkbox"/>		35.0#	\$ 1153
		1 Seat, 1 In-Line Table	GT2EAP/S1/IT1	<input type="checkbox"/>	<input type="checkbox"/>	<input type="checkbox"/>	<input type="checkbox"/>	49.0#	1934
		2 Seat, 0 In-Line Table	GT2EAP/S2/IT0	<input type="checkbox"/>	<input type="checkbox"/>	<input type="checkbox"/>		52.0#	1990
		2 Seat, 1 In-Line Table	GT3EAP/S2/IT1	<input type="checkbox"/>	<input type="checkbox"/>	<input type="checkbox"/>	<input type="checkbox"/>	60.0#	2927
		3 Seat, 0 In-Line Table	GT3EAP/S3/IT0	<input type="checkbox"/>	<input type="checkbox"/>	<input type="checkbox"/>		69.0#	2831
		3 Seat, 1 In-Line Table	GT4EAP/S3/IT1	<input type="checkbox"/>	<input type="checkbox"/>	<input type="checkbox"/>	<input type="checkbox"/>	75.0#	3766
		4 Seat, 0 In-Line Table	GT4EAP/S4/IT0	<input type="checkbox"/>	<input type="checkbox"/>	<input type="checkbox"/>		86.0#	3667
		3 Seat, 2 In-Line Tables	GT5EAP/S3/IT2	<input type="checkbox"/>	<input type="checkbox"/>	<input type="checkbox"/>	<input type="checkbox"/>	94.0#	4707
		4 Seat, 1 In-Line Table	GT5EAP/S4/IT1	<input type="checkbox"/>	<input type="checkbox"/>	<input type="checkbox"/>	<input type="checkbox"/>	105.0#	4606
		5 Seat, 0 In-Line Table	GT5EAP/S5/IT0	<input type="checkbox"/>	<input type="checkbox"/>	<input type="checkbox"/>		110.0#	4513
 GT1P GT2P GT3P GT4P GT5P	Polypropylene - Arms <ul style="list-style-type: none">Optional in-line tablesIn-line tables must be placed between seats with shared arm application1 seat, 0 in-line table models must connect to a corner tableCorner table is ordered separately	1 Seat, 0 In-Line Table	GT1AAP/S1/IT0	<input type="checkbox"/>	<input type="checkbox"/>	<input type="checkbox"/>		35.0#	\$ 1153
		1 Seat, 1 In-Line Table	GT2AAP/S1/IT1	<input type="checkbox"/>	<input type="checkbox"/>	<input type="checkbox"/>	<input type="checkbox"/>	49.0#	2091
		2 Seat, 0 In-Line Table	GT2AAP/S2/IT0	<input type="checkbox"/>	<input type="checkbox"/>	<input type="checkbox"/>		60.0#	2147
		2 Seat, 1 In-Line Table	GT3AAP/S2/IT1	<input type="checkbox"/>	<input type="checkbox"/>	<input type="checkbox"/>	<input type="checkbox"/>	74.0#	3242
		3 Seat, 0 In-Line Table	GT3AAP/S3/IT0	<input type="checkbox"/>	<input type="checkbox"/>	<input type="checkbox"/>		85.0#	3143
		3 Seat, 1 In-Line Table	GT4AAP/S3/IT1	<input type="checkbox"/>	<input type="checkbox"/>	<input type="checkbox"/>	<input type="checkbox"/>	99.0#	4237
		4 Seat, 0 In-Line Table	GT4AAP/S4/IT0	<input type="checkbox"/>	<input type="checkbox"/>	<input type="checkbox"/>		110.0#	4143
		3 Seat, 2 In-Line Tables	GT5AAP/S3/IT2	<input type="checkbox"/>	<input type="checkbox"/>	<input type="checkbox"/>	<input type="checkbox"/>	118.0#	5331
		4 Seat, 1 In-Line Table	GT5AAP/S4/IT1	<input type="checkbox"/>	<input type="checkbox"/>	<input type="checkbox"/>	<input type="checkbox"/>	129.0#	5236
		5 Seat, 0 In-Line Table	GT5AAP/S5/IT0	<input type="checkbox"/>	<input type="checkbox"/>	<input type="checkbox"/>		140.0#	5133

A **B** **C** **D** **E** **F**

HOW TO ORDER

Indicate the following information on order form:
1. Quantity of each item.
2. Model number, including options. See “How To Build a Model Number”.
3. Any special service required.

Note: • The ☐ indicates that a choice is required.
• The absence of the ☐ indicates that no choice is required.
• Alpha-numeric characters in place of ☐ indicate that no other alternatives are available.

HOW TO BUILD A MODEL NUMBER

- A**Select basic model.
- B**Select frame color.
Refer to the **Product Color Options** page in this price list.
- C**Select fire code.

FR	- Compliance to TB 133
NFR	- No Fire Retardant

See pricing column for TB133 upcharge.
- D**Select seat/back color.
Refer to the **Product Color Options** page in this price list.
- E**Select surface finish for table.
Refer to the **Product Color Options** page in this price list.
- F**Select table edge color.
Refer to the **Product Color Options** page in this price list.

OPTIONS

California TB133 Fire Safety Code
For California Technical Bulletin 133 compliant models, a Product Modification Request is required. Contact Customer Service for details.

SPECIAL SERVICES

Special Carton Marking

With specially marked information N/C



Shipping
Ships **knocked down, FOB Green Bay, WI 54302, freight prepaid.** Freight class 70.

Specifications and prices are subject to change without prior notice.

Grazie® Tandem Seating



Grazie® Tandem Seating

		MODEL NUMBER																	
		Basic Model	Frame Color	Seat & Back Color	Surface Finish	Edge Color	Fire Code	Upholstery Color											
MODEL	Features								Approx. Packaged Weight	Delivered Pricing Fabric Grade 1 & C.O.M.	Delivered Pricing Fabric Grade 2	Delivered Pricing Fabric Grade 3	Delivered Pricing Vinyl Group 2V	Delivered Pricing Pallas Fabric Group P0	Delivered Pricing Pallas Fabric Group P1	Delivered Pricing Pallas Fabric Group P2	Delivered Pricing Pallas Fabric Group P3	TB133 add to list price	
 GT1U GT2U GT3U GT4U GT5U	Upholstered Seat - No Arms <ul style="list-style-type: none">• Optional in-line tables• 1 seat, 0 in-line table models must connect to a corner table• Corner table is ordered separately	1 Seat, 0 In-Line Table	GT1NAU/S1/IT0	<input type="checkbox"/> <input type="checkbox"/>	<input type="checkbox"/> <input type="checkbox"/> <input type="checkbox"/>			<input type="checkbox"/> <input type="checkbox"/> <input type="checkbox"/>	<input type="checkbox"/> <input type="checkbox"/> <input type="checkbox"/> <input type="checkbox"/>	35.0#	\$ 989	\$ 999	\$ 1019	\$ 1019	\$ 1032	\$ 1079	\$ 1099	\$ 1124	\$ 91
		1 Seat, 1 In-Line Table	GT2NAU/S1/IT1	<input type="checkbox"/> <input type="checkbox"/>	<input type="checkbox"/> <input type="checkbox"/> <input type="checkbox"/>	<input type="checkbox"/> <input type="checkbox"/>	<input type="checkbox"/> <input type="checkbox"/>	<input type="checkbox"/> <input type="checkbox"/> <input type="checkbox"/>	<input type="checkbox"/> <input type="checkbox"/> <input type="checkbox"/> <input type="checkbox"/>	46.0#	1930	1940	1960	1960	1973	2020	2040	2065	91
		2 Seat, 0 In-Line Table	GT2NAU/S2/IT0	<input type="checkbox"/> <input type="checkbox"/>	<input type="checkbox"/> <input type="checkbox"/> <input type="checkbox"/>			<input type="checkbox"/> <input type="checkbox"/> <input type="checkbox"/>	<input type="checkbox"/> <input type="checkbox"/> <input type="checkbox"/> <input type="checkbox"/>	55.0#	1977	1997	2037	2037	2063	2157	2197	2247	181
		2 Seat, 1 In-Line Table	GT3NAU/S2/IT1	<input type="checkbox"/> <input type="checkbox"/>	<input type="checkbox"/> <input type="checkbox"/> <input type="checkbox"/>	<input type="checkbox"/> <input type="checkbox"/>	<input type="checkbox"/> <input type="checkbox"/>	<input type="checkbox"/> <input type="checkbox"/> <input type="checkbox"/>	<input type="checkbox"/> <input type="checkbox"/> <input type="checkbox"/> <input type="checkbox"/>	69.0#	2917	2937	2977	2977	3003	3097	3137	3187	181
		3 Seat, 0 In-Line Table	GT3NAU/S3/IT0	<input type="checkbox"/> <input type="checkbox"/>	<input type="checkbox"/> <input type="checkbox"/> <input type="checkbox"/>			<input type="checkbox"/> <input type="checkbox"/> <input type="checkbox"/>	<input type="checkbox"/> <input type="checkbox"/> <input type="checkbox"/> <input type="checkbox"/>	75.0#	2965	2995	3055	3055	3094	3235	3295	3370	271
		3 Seat, 1 In-Line Table	GT4NAU/S3/IT1	<input type="checkbox"/> <input type="checkbox"/>	<input type="checkbox"/> <input type="checkbox"/> <input type="checkbox"/>	<input type="checkbox"/> <input type="checkbox"/>	<input type="checkbox"/> <input type="checkbox"/>	<input type="checkbox"/> <input type="checkbox"/> <input type="checkbox"/>	<input type="checkbox"/> <input type="checkbox"/> <input type="checkbox"/> <input type="checkbox"/>	89.0#	3907	3937	3997	3997	4036	4177	4237	4312	271
		4 Seat, 0 In-Line Table	GT4NAU/S4/IT0	<input type="checkbox"/> <input type="checkbox"/>	<input type="checkbox"/> <input type="checkbox"/> <input type="checkbox"/>			<input type="checkbox"/> <input type="checkbox"/> <input type="checkbox"/>	<input type="checkbox"/> <input type="checkbox"/> <input type="checkbox"/> <input type="checkbox"/>	99.0#	3960	4000	4080	4080	4132	4320	4400	4500	361
		3 Seat, 2 In-Line Tables	GT5NAU/S3/IT2	<input type="checkbox"/> <input type="checkbox"/>	<input type="checkbox"/> <input type="checkbox"/> <input type="checkbox"/>	<input type="checkbox"/> <input type="checkbox"/>	<input type="checkbox"/> <input type="checkbox"/>	<input type="checkbox"/> <input type="checkbox"/> <input type="checkbox"/>	<input type="checkbox"/> <input type="checkbox"/> <input type="checkbox"/> <input type="checkbox"/>	108.0#	4847	4877	4937	4937	4976	5117	5177	5252	271
		4 Seat, 1 In-Line Table	GT5NAU/S4/IT1	<input type="checkbox"/> <input type="checkbox"/>	<input type="checkbox"/> <input type="checkbox"/> <input type="checkbox"/>	<input type="checkbox"/> <input type="checkbox"/>	<input type="checkbox"/> <input type="checkbox"/>	<input type="checkbox"/> <input type="checkbox"/> <input type="checkbox"/>	<input type="checkbox"/> <input type="checkbox"/> <input type="checkbox"/> <input type="checkbox"/>	114.0#	4897	4937	5017	5017	5069	5257	5337	5437	361
		5 Seat, 0 In-Line Table	GT5NAU/S5/IT0	<input type="checkbox"/> <input type="checkbox"/>	<input type="checkbox"/> <input type="checkbox"/> <input type="checkbox"/>			<input type="checkbox"/> <input type="checkbox"/> <input type="checkbox"/>	<input type="checkbox"/> <input type="checkbox"/> <input type="checkbox"/> <input type="checkbox"/>	120.0#	4949	4999	5099	5099	5164	5399	5499	5624	450
 GT1U GT2U GT3U GT4U GT5U	Upholstered Seat - End Arms Only <ul style="list-style-type: none">• Optional in-line tables• 1 seat, 0 in-line table models must connect to a corner table• Corner table is ordered separately	1 Seat, 0 In-Line Table	GT1EAU/S1/IT0	<input type="checkbox"/> <input type="checkbox"/>	<input type="checkbox"/> <input type="checkbox"/> <input type="checkbox"/>			<input type="checkbox"/> <input type="checkbox"/> <input type="checkbox"/>	<input type="checkbox"/> <input type="checkbox"/> <input type="checkbox"/> <input type="checkbox"/>	40.0#	\$ 1303	\$ 1313	\$ 1333	\$ 1333	\$ 1346	\$ 1393	\$ 1413	\$ 1438	\$ 91
		1 Seat, 1 In-Line Table	GT2EAU/S1/IT1	<input type="checkbox"/> <input type="checkbox"/>	<input type="checkbox"/> <input type="checkbox"/> <input type="checkbox"/>	<input type="checkbox"/> <input type="checkbox"/>	<input type="checkbox"/> <input type="checkbox"/>	<input type="checkbox"/> <input type="checkbox"/> <input type="checkbox"/>	<input type="checkbox"/> <input type="checkbox"/> <input type="checkbox"/> <input type="checkbox"/>	54.0#	2084	2094	2114	2114	2127	2174	2194	2219	91
		2 Seat, 0 In-Line Table	GT2EAU/S2/IT0	<input type="checkbox"/> <input type="checkbox"/>	<input type="checkbox"/> <input type="checkbox"/> <input type="checkbox"/>			<input type="checkbox"/> <input type="checkbox"/> <input type="checkbox"/>	<input type="checkbox"/> <input type="checkbox"/> <input type="checkbox"/> <input type="checkbox"/>	57.0#	2290	2310	2350	2350	2376	2470	2510	2560	181
		2 Seat, 1 In-Line Table	GT3EAU/S2/IT1	<input type="checkbox"/> <input type="checkbox"/>	<input type="checkbox"/> <input type="checkbox"/> <input type="checkbox"/>	<input type="checkbox"/> <input type="checkbox"/>	<input type="checkbox"/> <input type="checkbox"/>	<input type="checkbox"/> <input type="checkbox"/> <input type="checkbox"/>	<input type="checkbox"/> <input type="checkbox"/> <input type="checkbox"/> <input type="checkbox"/>	65.0#	3227	3247	3287	3287	3313	3407	3447	3497	181
		3 Seat, 0 In-Line Table	GT3EAU/S3/IT0	<input type="checkbox"/> <input type="checkbox"/>	<input type="checkbox"/> <input type="checkbox"/> <input type="checkbox"/>			<input type="checkbox"/> <input type="checkbox"/> <input type="checkbox"/>	<input type="checkbox"/> <input type="checkbox"/> <input type="checkbox"/> <input type="checkbox"/>	74.0#	3281	3311	3371	3371	3410	3551	3611	3686	271
		3 Seat, 1 In-Line Table	GT4EAU/S3/IT1	<input type="checkbox"/> <input type="checkbox"/>	<input type="checkbox"/> <input type="checkbox"/> <input type="checkbox"/>	<input type="checkbox"/> <input type="checkbox"/>	<input type="checkbox"/> <input type="checkbox"/>	<input type="checkbox"/> <input type="checkbox"/> <input type="checkbox"/>	<input type="checkbox"/> <input type="checkbox"/> <input type="checkbox"/> <input type="checkbox"/>	80.0#	4216	4246	4306	4306	4345	4486	4546	4621	271
		4 Seat, 0 In-Line Table	GT4EAU/S4/IT0	<input type="checkbox"/> <input type="checkbox"/>	<input type="checkbox"/> <input type="checkbox"/> <input type="checkbox"/>			<input type="checkbox"/> <input type="checkbox"/> <input type="checkbox"/>	<input type="checkbox"/> <input type="checkbox"/> <input type="checkbox"/> <input type="checkbox"/>	91.0#	4267	4307	4387	4387	4439	4627	4707	4807	361
		3 Seat, 2 In-Line Tables	GT5EAU/S3/IT2	<input type="checkbox"/> <input type="checkbox"/>	<input type="checkbox"/> <input type="checkbox"/> <input type="checkbox"/>	<input type="checkbox"/> <input type="checkbox"/>	<input type="checkbox"/> <input type="checkbox"/>	<input type="checkbox"/> <input type="checkbox"/> <input type="checkbox"/>	<input type="checkbox"/> <input type="checkbox"/> <input type="checkbox"/> <input type="checkbox"/>	99.0#	5157	5187	5247	5247	5286	5427	5487	5562	271
		4 Seat, 1 In-Line Table	GT5EAU/S4/IT1	<input type="checkbox"/> <input type="checkbox"/>	<input type="checkbox"/> <input type="checkbox"/> <input type="checkbox"/>	<input type="checkbox"/> <input type="checkbox"/>	<input type="checkbox"/> <input type="checkbox"/>	<input type="checkbox"/> <input type="checkbox"/> <input type="checkbox"/>	<input type="checkbox"/> <input type="checkbox"/> <input type="checkbox"/> <input type="checkbox"/>	110.0#	5206	5246	5326	5326	5378	5566	5646	5746	361
		5 Seat, 0 In-Line Table	GT5EAU/S5/IT0	<input type="checkbox"/> <input type="checkbox"/>	<input type="checkbox"/> <input type="checkbox"/> <input type="checkbox"/>			<input type="checkbox"/> <input type="checkbox"/> <input type="checkbox"/>	<input type="checkbox"/> <input type="checkbox"/> <input type="checkbox"/> <input type="checkbox"/>	115.0#	5263	5313	5413	5413	5478	5713	5813	5938	450
			A	B	C	D	E	F	G										

HOW TO ORDER

- Indicate the following information on order form:
- Quantity of each item.
 - Model number, including options. See “How To Build a Model Number”.
 - Any special service required.

Note:

- The ☐ indicates that a choice is required.
- The absence of the ☐ indicates that no choice is required.
- Alpha-numeric characters in place of ☐ indicate that no other alternatives are available.

HOW TO BUILD A MODEL NUMBER

GSelect upholstery grade/color.
Refer to ki.com/fabrics

- A**Select basic model.
- B**Select frame color.
Refer to the **Product Color Options** page in this price list.
- C**Select seat/back color.
Refer to the **Product Color Options** page in this price list.
- D**Select surface finish for table.
Refer to the **Product Color Options** page in this price list.
- E**Select table edge color.
Refer to the **Product Color Options** page in this price list.
- F**Select fire code.
 NFR - Compliance to TB 117-2013
 FR - Compliance to TB 133
See pricing column for TB133 upcharge.

OPTIONS

California TB133 Fire Safety Code
For California Technical Bulletin 133 compliant models, a Product Modification Request is required. Contact Customer Service for details.

SPECIAL SERVICES



Special Carton Marking

With specially marked information N/C

Shipping
Ships **knocked down, FOB Green Bay, WI 54302, freight prepaid.** Freight class 70.

Specifications and prices are subject to change without prior notice.



			MODEL NUMBER																	
			Basic Model	Frame Color	Seat & Back Color	Surface Finish	Edge Color	Fire Code	Upholstery Color											
MODEL	Features									Approx. Packaged Weight	Delivered Pricing Fabric Grade 1 & C.O.M.	Delivered Pricing Fabric Grade 2	Delivered Pricing Fabric Grade 3	Delivered Pricing Vinyl Group 2V	Delivered Pricing Pallas Fabric Group P0	Delivered Pricing Pallas Fabric Group P1	Delivered Pricing Pallas Fabric Group P2	Delivered Pricing Pallas Fabric Group P3	TB133 add to list price	
 GT1U GT2U GT3U GT4U GT5U	Upholstered Seat - Arms <ul style="list-style-type: none">Optional in-line tablesIn-line tables must be placed between seats with shared arm application1 seat, 0 in-line table models must connect to a corner tableCorner table is ordered separately	1 Seat, 0 In-Line Table	GT1AAU/S1/IT0	<input type="checkbox"/> <input type="checkbox"/>	<input type="checkbox"/> <input type="checkbox"/> <input type="checkbox"/>			<input type="checkbox"/> <input type="checkbox"/> <input type="checkbox"/>	<input type="checkbox"/> <input type="checkbox"/> <input type="checkbox"/> <input type="checkbox"/> <input type="checkbox"/>	40.0#	\$ 1303	\$ 1313	\$ 1333	\$ 1333	\$ 1346	\$ 1393	\$ 1413	\$ 1438	\$ 91	
		1 Seat, 1 In-Line Table	GT2AAU/S1/IT1	<input type="checkbox"/> <input type="checkbox"/>	<input type="checkbox"/> <input type="checkbox"/> <input type="checkbox"/>	<input type="checkbox"/> <input type="checkbox"/>	<input type="checkbox"/> <input type="checkbox"/>	<input type="checkbox"/> <input type="checkbox"/> <input type="checkbox"/>	<input type="checkbox"/> <input type="checkbox"/> <input type="checkbox"/> <input type="checkbox"/> <input type="checkbox"/>	54.0#	2241	2251	2271	2271	2284	2331	2351	2376	91	
		2 Seat, 0 In-Line Table	GT2AAU/S2/IT0	<input type="checkbox"/> <input type="checkbox"/>	<input type="checkbox"/> <input type="checkbox"/> <input type="checkbox"/>			<input type="checkbox"/> <input type="checkbox"/> <input type="checkbox"/>	<input type="checkbox"/> <input type="checkbox"/> <input type="checkbox"/> <input type="checkbox"/> <input type="checkbox"/>	65.0#	2447	2467	2507	2507	2533	2627	2667	2717	181	
		2 Seat, 1 In-Line Table	GT3AAU/S2/IT1	<input type="checkbox"/> <input type="checkbox"/>	<input type="checkbox"/> <input type="checkbox"/> <input type="checkbox"/>	<input type="checkbox"/> <input type="checkbox"/>	<input type="checkbox"/> <input type="checkbox"/>	<input type="checkbox"/> <input type="checkbox"/> <input type="checkbox"/>	<input type="checkbox"/> <input type="checkbox"/> <input type="checkbox"/> <input type="checkbox"/> <input type="checkbox"/>	79.0#	3542	3562	3602	3602	3628	3722	3762	3812	181	
		3 Seat, 0 In-Line Table	GT3AAU/S3/IT0	<input type="checkbox"/> <input type="checkbox"/>	<input type="checkbox"/> <input type="checkbox"/> <input type="checkbox"/>			<input type="checkbox"/> <input type="checkbox"/> <input type="checkbox"/>	<input type="checkbox"/> <input type="checkbox"/> <input type="checkbox"/> <input type="checkbox"/> <input type="checkbox"/>	90.0#	3593	3623	3683	3683	3722	3863	3923	3998	271	
		3 Seat, 1 In-Line Table	GT4AAU/S3/IT1	<input type="checkbox"/> <input type="checkbox"/>	<input type="checkbox"/> <input type="checkbox"/> <input type="checkbox"/>	<input type="checkbox"/> <input type="checkbox"/>	<input type="checkbox"/> <input type="checkbox"/>	<input type="checkbox"/> <input type="checkbox"/> <input type="checkbox"/>	<input type="checkbox"/> <input type="checkbox"/> <input type="checkbox"/> <input type="checkbox"/> <input type="checkbox"/>	104.0#	4687	4717	4777	4777	4816	4957	5017	5092	271	
		4 Seat, 0 In-Line Table	GT4AAU/S4/IT0	<input type="checkbox"/> <input type="checkbox"/>	<input type="checkbox"/> <input type="checkbox"/> <input type="checkbox"/>			<input type="checkbox"/> <input type="checkbox"/> <input type="checkbox"/>	<input type="checkbox"/> <input type="checkbox"/> <input type="checkbox"/> <input type="checkbox"/> <input type="checkbox"/>	115.0#	4743	4783	4863	4863	4915	5103	5183	5283	361	
		3 Seat, 2 In-Line Tables	GT5AAU/S3/IT2	<input type="checkbox"/> <input type="checkbox"/>	<input type="checkbox"/> <input type="checkbox"/> <input type="checkbox"/>	<input type="checkbox"/> <input type="checkbox"/>	<input type="checkbox"/> <input type="checkbox"/>	<input type="checkbox"/> <input type="checkbox"/> <input type="checkbox"/>	<input type="checkbox"/> <input type="checkbox"/> <input type="checkbox"/> <input type="checkbox"/> <input type="checkbox"/>	123.0#	5781	5811	5871	5871	5910	6051	6111	6186	271	
		4 Seat, 1 In-Line Table	GT5AAU/S4/IT1	<input type="checkbox"/> <input type="checkbox"/>	<input type="checkbox"/> <input type="checkbox"/> <input type="checkbox"/>	<input type="checkbox"/> <input type="checkbox"/>	<input type="checkbox"/> <input type="checkbox"/>	<input type="checkbox"/> <input type="checkbox"/> <input type="checkbox"/>	<input type="checkbox"/> <input type="checkbox"/> <input type="checkbox"/> <input type="checkbox"/> <input type="checkbox"/>	134.0#	5836	5876	5956	5956	6008	6196	6276	6376	361	
		5 Seat, 0 In-Line Table	GT5AAU/S5/IT0	<input type="checkbox"/> <input type="checkbox"/>	<input type="checkbox"/> <input type="checkbox"/> <input type="checkbox"/>			<input type="checkbox"/> <input type="checkbox"/> <input type="checkbox"/>	<input type="checkbox"/> <input type="checkbox"/> <input type="checkbox"/> <input type="checkbox"/> <input type="checkbox"/>	145.0#	5883	5933	6033	6033	6098	6333	6433	6558	450	
 GT1UB GT2UB GT3UB GT4UB GT5UB	Upholstered Seat and Back - No Arms <ul style="list-style-type: none">Optional in-line tables1 seat, 0 in-line table models must connect to a corner tableCorner table is ordered separately	1 Seat, 0 In-Line Table	GT1NAUB/S1/IT0	<input type="checkbox"/> <input type="checkbox"/>	<input type="checkbox"/> <input type="checkbox"/> <input type="checkbox"/>			<input type="checkbox"/> <input type="checkbox"/> <input type="checkbox"/>	<input type="checkbox"/> <input type="checkbox"/> <input type="checkbox"/> <input type="checkbox"/> <input type="checkbox"/>	40.0#	\$ 1024	\$ 1034	\$ 1054	\$ 1054	\$ 1067	\$ 1114	\$ 1134	\$ 1159	\$ 129	
		1 Seat, 1 In-Line Table	GT2NAUB/S1/IT1	<input type="checkbox"/> <input type="checkbox"/>	<input type="checkbox"/> <input type="checkbox"/> <input type="checkbox"/>	<input type="checkbox"/> <input type="checkbox"/>	<input type="checkbox"/> <input type="checkbox"/>	<input type="checkbox"/> <input type="checkbox"/> <input type="checkbox"/>	<input type="checkbox"/> <input type="checkbox"/> <input type="checkbox"/> <input type="checkbox"/> <input type="checkbox"/>	54.0#	1965	1975	1995	1995	2008	2055	2075	2100	129	
		2 Seat, 0 In-Line Table	GT2NAUB/S2/IT0	<input type="checkbox"/> <input type="checkbox"/>	<input type="checkbox"/> <input type="checkbox"/> <input type="checkbox"/>			<input type="checkbox"/> <input type="checkbox"/> <input type="checkbox"/>	<input type="checkbox"/> <input type="checkbox"/> <input type="checkbox"/> <input type="checkbox"/> <input type="checkbox"/>	65.0#	2012	2032	2072	2072	2098	2192	2232	2282	257	
		2 Seat, 1 In-Line Table	GT3NAUB/S2/IT1	<input type="checkbox"/> <input type="checkbox"/>	<input type="checkbox"/> <input type="checkbox"/> <input type="checkbox"/>	<input type="checkbox"/> <input type="checkbox"/>	<input type="checkbox"/> <input type="checkbox"/>	<input type="checkbox"/> <input type="checkbox"/> <input type="checkbox"/>	<input type="checkbox"/> <input type="checkbox"/> <input type="checkbox"/> <input type="checkbox"/> <input type="checkbox"/>	79.0#	2952	2972	3012	3012	3038	3132	3172	3222	257	
		3 Seat, 0 In-Line Table	GT3NAUB/S3/IT0	<input type="checkbox"/> <input type="checkbox"/>	<input type="checkbox"/> <input type="checkbox"/> <input type="checkbox"/>			<input type="checkbox"/> <input type="checkbox"/> <input type="checkbox"/>	<input type="checkbox"/> <input type="checkbox"/> <input type="checkbox"/> <input type="checkbox"/> <input type="checkbox"/>	90.0#	3000	3030	3090	3090	3129	3270	3330	3405	384	
		3 Seat, 1 In-Line Table	GT4NAUB/S3/IT1	<input type="checkbox"/> <input type="checkbox"/>	<input type="checkbox"/> <input type="checkbox"/> <input type="checkbox"/>	<input type="checkbox"/> <input type="checkbox"/>	<input type="checkbox"/> <input type="checkbox"/>	<input type="checkbox"/> <input type="checkbox"/> <input type="checkbox"/>	<input type="checkbox"/> <input type="checkbox"/> <input type="checkbox"/> <input type="checkbox"/> <input type="checkbox"/>	104.0#	3942	3972	4032	4032	4071	4212	4272	4347	384	
		4 Seat, 0 In-Line Table	GT4NAUB/S4/IT0	<input type="checkbox"/> <input type="checkbox"/>	<input type="checkbox"/> <input type="checkbox"/> <input type="checkbox"/>			<input type="checkbox"/> <input type="checkbox"/> <input type="checkbox"/>	<input type="checkbox"/> <input type="checkbox"/> <input type="checkbox"/> <input type="checkbox"/> <input type="checkbox"/>	115.0#	3995	4035	4115	4115	4167	4355	4435	4535	514	
		3 Seat, 2 In-Line Tables	GT5NAUB/S3/IT2	<input type="checkbox"/> <input type="checkbox"/>	<input type="checkbox"/> <input type="checkbox"/> <input type="checkbox"/>	<input type="checkbox"/> <input type="checkbox"/>	<input type="checkbox"/> <input type="checkbox"/>	<input type="checkbox"/> <input type="checkbox"/> <input type="checkbox"/>	<input type="checkbox"/> <input type="checkbox"/> <input type="checkbox"/> <input type="checkbox"/> <input type="checkbox"/>	123.0#	4882	4912	4972	4972	5011	5152	5212	5287	384	
		4 Seat, 1 In-Line Table	GT5NAUB/S4/IT1	<input type="checkbox"/> <input type="checkbox"/>	<input type="checkbox"/> <input type="checkbox"/> <input type="checkbox"/>	<input type="checkbox"/> <input type="checkbox"/>	<input type="checkbox"/> <input type="checkbox"/>	<input type="checkbox"/> <input type="checkbox"/> <input type="checkbox"/>	<input type="checkbox"/> <input type="checkbox"/> <input type="checkbox"/> <input type="checkbox"/> <input type="checkbox"/>	134.0#	4932	4972	5052	5052	5104	5292	5372	5472	514	
		5 Seat, 0 In-Line Table	GT5NAUB/S5/IT0	<input type="checkbox"/> <input type="checkbox"/>	<input type="checkbox"/> <input type="checkbox"/> <input type="checkbox"/>			<input type="checkbox"/> <input type="checkbox"/> <input type="checkbox"/>	<input type="checkbox"/> <input type="checkbox"/> <input type="checkbox"/> <input type="checkbox"/> <input type="checkbox"/>	145.0#	4984	5034	5134	5134	5199	5434	5534	5659	643	
			A	B	C	D	E	F	G											

HOW TO ORDER

- Indicate the following information on order form:
- Quantity of each item.
 - Model number, including options. See “How To Build a Model Number”.
 - Any special service required.

Note:

- The ☐ indicates that a choice is required.
- The absence of the ☐ indicates that no choice is required.
- Alpha-numeric characters in place of ☐ indicate that no other alternatives are available.

HOW TO BUILD A MODEL NUMBER

GSelect upholstery grade/color.
Refer to ki.com/fabrics

- A**Select basic model.
- B**Select frame color.
Refer to the **Product Color Options** page in this price list.
- C**Select seat/back color.
Refer to the **Product Color Options** page in this price list.
- D**Select surface finish for table.
Refer to the **Product Color Options** page in this price list.
- E**Select table edge color.
Refer to the **Product Color Options** page in this price list.
- F**Select fire code.
NFR - Compliance to TB 117-2013
FR - Compliance to TB 133
See pricing column for TB133 upcharge.

OPTIONS

California TB133 Fire Safety Code
For California Technical Bulletin 133 compliant models, a Product Modification Request is required. Contact Customer Service for details.

SPECIAL SERVICES



Special Carton Marking

With specially marked information N/C

Shipping
Ships **knocked down, FOB Green Bay, WI 54302, freight prepaid.** Freight class 70.

Specifications and prices are subject to change without prior notice.



		MODEL NUMBER																	
		Basic Model	Frame Color	Seat & Back Color	Surface Finish	Edge Color	Fire Code	Upholstery Color											
MODEL	Features								Approx. Packaged Weight	Delivered Pricing Fabric Grade 1 & C.O.M.	Delivered Pricing Fabric Grade 2	Delivered Pricing Fabric Grade 3	Delivered Pricing Vinyl Group 2V	Delivered Pricing Pallas Fabric Group P0	Delivered Pricing Pallas Fabric Group P1	Delivered Pricing Pallas Fabric Group P2	Delivered Pricing Pallas Fabric Group P3	TB133 add to list price	
 GT1UB GT2UB GT3UB GT4UB GT5UB	Upholstered Seat and Back - End Arms Only <ul style="list-style-type: none">Optional in-line tables1 seat, 0 in-line table models must connect to a corner tableCorner table is ordered separately	1 Seat, 0 In-Line Table	GT1EAUB/S1/IT0	<input type="checkbox"/>	<input type="checkbox"/>			<input type="checkbox"/>	<input type="checkbox"/>	40.0#	\$ 1338	\$ 1348	\$ 1368	\$ 1368	\$ 1381	\$ 1428	\$ 1448	\$ 1473	\$ 129
		1 Seat, 1 In-Line Table	GT2EAUB/S1/IT1	<input type="checkbox"/>	<input type="checkbox"/>	<input type="checkbox"/>	<input type="checkbox"/>	<input type="checkbox"/>	<input type="checkbox"/>	54.0#	2119	2129	2149	2149	2162	2209	2229	2254	129
		2 Seat, 0 In-Line Table	GT2EAUB/S2/IT0	<input type="checkbox"/>	<input type="checkbox"/>			<input type="checkbox"/>	<input type="checkbox"/>	57.0#	2325	2345	2385	2385	2411	2505	2545	2595	257
		2 Seat, 1 In-Line Table	GT3EAUB/S2/IT1	<input type="checkbox"/>	<input type="checkbox"/>	<input type="checkbox"/>	<input type="checkbox"/>	<input type="checkbox"/>	<input type="checkbox"/>	65.0#	3262	3282	3322	3322	3348	3442	3482	3532	257
		3 Seat, 0 In-Line Table	GT3EAUB/S3/IT0	<input type="checkbox"/>	<input type="checkbox"/>			<input type="checkbox"/>	<input type="checkbox"/>	74.0#	3316	3346	3406	3406	3445	3586	3646	3721	384
		3 Seat, 1 In-Line Table	GT4EAUB/S3/IT1	<input type="checkbox"/>	<input type="checkbox"/>	<input type="checkbox"/>	<input type="checkbox"/>	<input type="checkbox"/>	<input type="checkbox"/>	80.0#	4251	4281	4341	4341	4380	4521	4581	4656	384
		4 Seat, 0 In-Line Table	GT4EAUB/S4/IT0	<input type="checkbox"/>	<input type="checkbox"/>			<input type="checkbox"/>	<input type="checkbox"/>	91.0#	4302	4342	4422	4422	4474	4662	4742	4842	514
		3 Seat, 2 In-Line Tables	GT5EAUB/S3/IT2	<input type="checkbox"/>	<input type="checkbox"/>	<input type="checkbox"/>	<input type="checkbox"/>	<input type="checkbox"/>	<input type="checkbox"/>	99.0#	5192	5222	5282	5282	5321	5462	5522	5597	384
		4 Seat, 1 In-Line Table	GT5EAUB/S4/IT1	<input type="checkbox"/>	<input type="checkbox"/>	<input type="checkbox"/>	<input type="checkbox"/>	<input type="checkbox"/>	<input type="checkbox"/>	110.0#	5241	5281	5361	5361	5413	5601	5681	5781	514
		5 Seat, 0 In-Line Table	GT5EAUB/S5/IT0	<input type="checkbox"/>	<input type="checkbox"/>			<input type="checkbox"/>	<input type="checkbox"/>	115.0#	5298	5348	5448	5448	5513	5748	5848	5973	643
 GT1UB GT2UB GT3UB GT4UB GT5UB	Upholstered Seat and Back - Arms <ul style="list-style-type: none">Optional in-line tablesIn-line tables must be placed between seats with shared arm application1 seat, 0 in-line table models must connect to a corner tableCorner table is ordered separately	1 Seat, 0 In-Line Table	GT1AAUB/S1/IT0	<input type="checkbox"/>	<input type="checkbox"/>			<input type="checkbox"/>	<input type="checkbox"/>	40.0#	\$ 1338	\$ 1348	\$ 1368	\$ 1368	\$ 1381	\$ 1428	\$ 1448	\$ 1473	\$ 129
		1 Seat, 1 In-Line Table	GT2AAUB/S1/IT1	<input type="checkbox"/>	<input type="checkbox"/>	<input type="checkbox"/>	<input type="checkbox"/>	<input type="checkbox"/>	<input type="checkbox"/>	54.0#	2276	2286	2306	2306	2319	2366	2386	2411	129
		2 Seat, 0 In-Line Table	GT2AAUB/S2/IT0	<input type="checkbox"/>	<input type="checkbox"/>			<input type="checkbox"/>	<input type="checkbox"/>	65.0#	2482	2502	2542	2542	2568	2662	2702	2752	257
		2 Seat, 1 In-Line Table	GT3AAUB/S2/IT1	<input type="checkbox"/>	<input type="checkbox"/>	<input type="checkbox"/>	<input type="checkbox"/>	<input type="checkbox"/>	<input type="checkbox"/>	79.0#	3577	3597	3637	3637	3663	3757	3797	3847	257
		3 Seat, 0 In-Line Table	GT3AAUB/S3/IT0	<input type="checkbox"/>	<input type="checkbox"/>			<input type="checkbox"/>	<input type="checkbox"/>	90.0#	3628	3658	3718	3718	3757	3898	3958	4033	384
		3 Seat, 1 In-Line Table	GT4AAUB/S3/IT1	<input type="checkbox"/>	<input type="checkbox"/>	<input type="checkbox"/>	<input type="checkbox"/>	<input type="checkbox"/>	<input type="checkbox"/>	104.0#	4722	4752	4812	4812	4851	4992	5052	5127	384
		4 Seat, 0 In-Line Table	GT4AAUB/S4/IT0	<input type="checkbox"/>	<input type="checkbox"/>			<input type="checkbox"/>	<input type="checkbox"/>	115.0#	4778	4818	4898	4898	4950	5138	5218	5318	514
		3 Seat, 2 In-Line Tables	GT5AAUB/S3/IT2	<input type="checkbox"/>	<input type="checkbox"/>	<input type="checkbox"/>	<input type="checkbox"/>	<input type="checkbox"/>	<input type="checkbox"/>	123.0#	5816	5846	5906	5906	5945	6086	6146	6221	384
		4 Seat, 1 In-Line Table	GT5AAUB/S4/IT1	<input type="checkbox"/>	<input type="checkbox"/>	<input type="checkbox"/>	<input type="checkbox"/>	<input type="checkbox"/>	<input type="checkbox"/>	134.0#	5871	5911	5991	5991	6043	6231	6311	6411	514
		5 Seat, 0 In-Line Table	GT5AAUB/S5/IT0	<input type="checkbox"/>	<input type="checkbox"/>			<input type="checkbox"/>	<input type="checkbox"/>	145.0#	5918	5968	6068	6068	6133	6368	6468	6593	643
			A	B	C	D	E	F	G										

HOW TO ORDER

Indicate the following information on order form:

- Quantity of each item.
- Model number, including options. See “How To Build a Model Number”.
- Any special service required.

Note:

- The ☐ indicates that a choice is required.
- The absence of the ☐ indicates that no choice is required.
- Alpha-numeric characters in place of ☐ indicate that no other alternatives are available.

HOW TO BUILD A MODEL NUMBER

G Select upholstery grade/color.
Refer to ki.com/fabrics

- A** Select basic model.
- B** Select frame color.
Refer to the **Product Color Options** page in this price list.
- C** Select seat/back color.
Refer to the **Product Color Options** page in this price list.
- D** Select surface finish for table.
Refer to the **Product Color Options** page in this price list.
- E** Select table edge color.
Refer to the **Product Color Options** page in this price list.
- F** Select fire code.

NFR

FR

- Compliance to TB 117-2013

- Compliance to TB 133

See pricing column for TB133 upcharge.

OPTIONS

California TB133 Fire Safety Code
For California Technical Bulletin 133 compliant models, a Product Modification Request is required. Contact Customer Service for details.

SPECIAL SERVICES

Special Carton Marking

With specially marked information N/C

Shipping
Ships **knocked down, FOB Green Bay, WI 54302, freight prepaid.** Freight class 70.

Specifications and prices are subject to change without prior notice.



			MODEL NUMBER					
			Basic Model	Frame Color	Surface Finish	Edge Color		
<div>MSCT</div>	MODEL	Features					Approx. Packaged Weight	Delivered Pricing
	<div>Corner Table</div> <ul style="list-style-type: none">Number of tables per arrangementPlastic laminate with vinyl bullnose edgeFor mounting modular units at a 90° angleTwo required for U-shaped configurationOne required for L-shaped configuration	Connects 2 units	TCT	<input type="checkbox"/> <input type="checkbox"/>	<input type="checkbox"/> <input type="checkbox"/> <input type="checkbox"/>	<input type="checkbox"/> <input type="checkbox"/> <input type="checkbox"/>	14.0#	\$ 760
<div>HRDPT</div>	Back Ganging Bar		DOP.GANG	<input type="checkbox"/> <input type="checkbox"/>			8.0#	\$ 254
	<ul style="list-style-type: none">Connects 2 units back-to-backPowder coated to match baseSold in pairs							
			A	B	C	D		

HOW TO ORDER

Indicate the following information on order form:

- Quantity of each item.
- Model number, including options. See “How To Build a Model Number”.
- Any special service required.

Note:

- The ☐ indicates that a choice is required.
- The absence of the ☐ indicates that no choice is required.
- Alpha-numeric characters in place of ☐ indicate that no other alternatives are available.

HOW TO BUILD A MODEL NUMBER

- A** Select basic model.
- B** Select frame color.
Refer to the **Product Color Options** page in this price list.
- C** Select surface finish for table.
Refer to the **Product Color Options** page in this price list.
- D** Select table edge color.
Refer to the **Product Color Options** page in this price list.

SPECIAL SERVICES

Special Carton Marking

With specially marked information N/C


Shipping
Ships **knocked down, FOB Green Bay, WI 54302, freight prepaid.** Freight class 70.

Specifications and prices are subject to change without prior notice.



Features				
Poly, upholstered seat, or upholstered seat/back	•	•	•	•
Ergonomic articulation (Perfect Pivot)	•	•	•	•
General Dimensions				
Seat width	18-1/2"	18-1/2"	18-1/2"	18-1/2"
Seat depth	18-5/16"	18-5/16"	18-5/16"	18-5/16"
Seat height (upholstered - add 1") (stools with polished aluminum base - subtract 1-3/4")	17-1/2" - 22-1/2"	17-1/2" - 22-1/2"	22-1/2" - 32-3/4"	22-1/2" - 32-3/4"
Overall Dimensions				
Width	27-1/2"	27-1/2"	27-1/2"	27-1/2"
Depth	27-1/2"	27-1/2"	27-1/2"	27-1/2"
Height	32-1/2" - 37-1/2"	32-1/2" - 37-1/2"	37-1/2" - 47-3/4"	37-1/2" - 47-3/4"
Arms to floor		26" - 31"		31" - 41-3/4"

STATEMENT OF LINE - all models available in poly seat/back, upholstered seat/
poly back, or upholstered seat/back



INFORMATION

C.O.M. Testing and Production Requirements

Not all materials are suitable for upholstering this product. A 1 yd. x 54" sample must be submitted and approved prior to acceptance of an order. If the fabric is directional in pattern or weave, the direction must be indicated on the submitted sample, and additional yardage may be requested.

Test samples must be sent to:

KI
Attn: C.O.M. Specialist
1687 Westminster Drive - Gate 3
Green Bay, WI 54302

Fabric Disclaimer

Fabric will be applied as swatched by the fabric manufacturer. Fabric that is required to be applied differently than is swatched will need a Special Cost Request written specifying the direction the fabric is to be applied. The posted standard lead time will apply to the Special Cost Request.

Design

Designed by Giancarlo Piretti and manufac-tured in the USA by Krueger International, Inc. under license from Pro-Cord S.p.A

KI Color Match Program

KI offers the additional option of color matching paint, polypropylene, or wood stain through Product Modification Requests, contact Customer Service for details.

Whatever you imagine, whatever you require. KI's Color Match program lets you pick your color!

Color Match Process - Poly Seating information can be found here.

INFORMATION

Warranty

Refer to KI Terms & Conditions document or visit ki.com



TECHNICAL SPECIFICATIONS

Backrest, Seat, and Shroud

Injection-molded polypropylene.

Optional Upholstered Seat and Back

Urethane foam is attached to an injection-molded polypropylene liner board, then upholstered using a draw-string process. Seat foam is molded nominal 1" thickness, and back foam is nominal ½" thickness. The flush-head fasteners that attach the back pad are color-matched to the polypropylene.

Underseat Structure

Support structure is a die-drawn 12-gauge steel plate. Fixed backrest mechanism structures are made from ½" diameter steel wire and attached by welding. Structure is finished with baked-on electrostatically-applied 30-degree gloss epoxy powder-coat paint.

Backrest Articulation Mechanism

Two outer backrest supports formed from 1" diameter tubular steel are inserted into sockets molded into the backrest, and secured with screws. The backrest assembly moves over molded thermoplastic slide bushings and is supported by steel coil springs. This mechanism allows the backrest to move through 15 degrees of movement, about an axis of rotation that is through the hips of the occupant.

Arms

Optional cantilever arms are available. When equipped with arms, a support structure is 7/8" OD by 14-gauge tubular steel welded directly to the seat structure plate. The steel support tube is inserted into a socket molded into the armrest, and secured with a screw. Armrests are molded from glass-reinforced nylon. Arm color matches poly color. Diamond translucent poly has Light Tone arms. Pewter translucent poly has Flannel arms. Bronze translucent poly has Chocolate arms.

Base

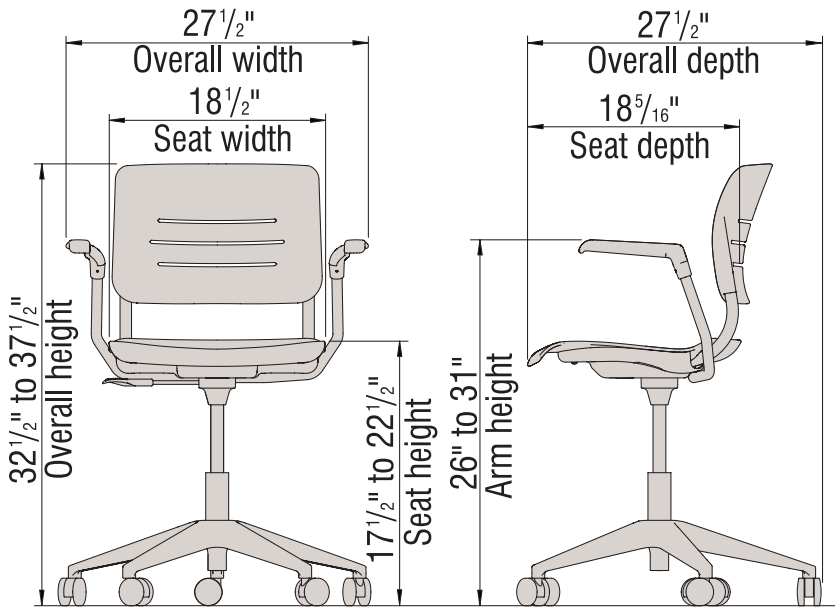
26" injection-molded glass-reinforced nylon 5-blade base. A single paddle under the seat operates the height-adjusting pneumatic cylinder. Standard chair base and cylinder available in black or warm grey. Standard stool base available in black or warm grey. Standard stool cylinder available in black only. An optional polished die-cast aluminum base is available on both chairs and stools.

Casters

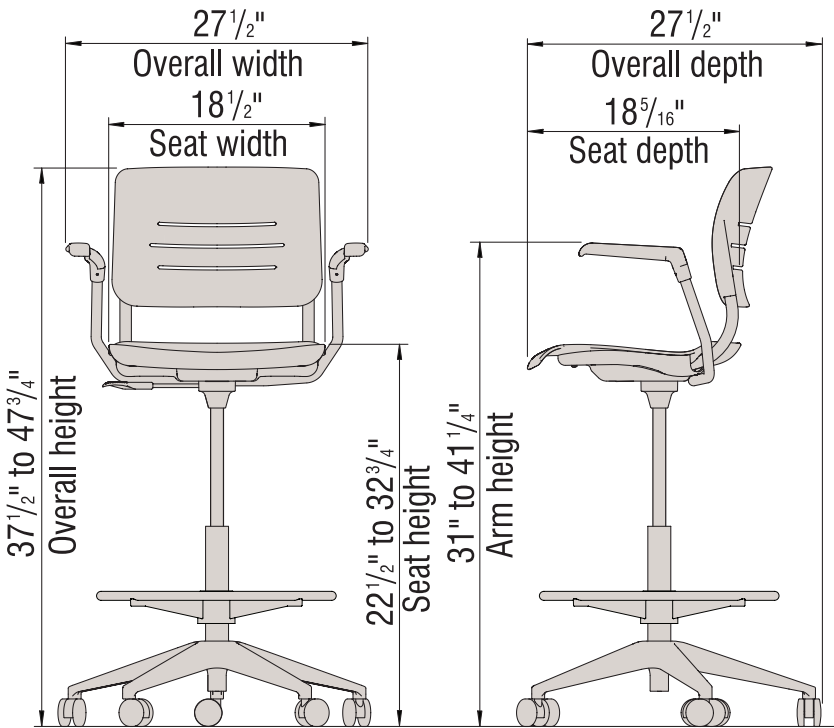
Casters are double-wheel high-impact thermoplastic, available with hard (warm grey or black) or soft (black only) wheel surface.

Foot Ring

Task stools are equipped with a twist-to-lock, adjustable-height, 20" diameter chrome-plated steel foot ring with black, die-cast aluminum hub and spokes.



Task Chair



Task Stool



Base/Caster Color		Shell Color - Polypropylene Flame Retardant	
Black	BL	Black	PBL
Warm Grey	WG		
Polished Aluminum	PA		

Polished aluminum requires an upcharge.

Base color selection for black includes; black base, black cylinder and black carpet or hard floor casters.

Base color selection for warm grey includes; warm grey base, warm grey cylinder and warm grey carpet casters. Stool cylinder is always black.

Base color selection for polished aluminum includes; polished aluminum base, black cylinder and black carpet or hard floor casters.

Hard floor casters are black only.

Shell Color - Polypropylene
Non-Flame Retardant

Black	PBL
Blue Grey	PGR
Cayenne	PCY
Cool Grey	PCG
Cottonwood	PCO
Diamond Translucent	PDT
Earthen Clay	PEY
Everglade Shade	PEV
Flannel	PFN
Hazy Jade	PHJ
Honey Bee	PHY
Light Tone	PLG
Mardi Gras	PMG
Misty Brown	PMY
Nemo (available on armless models only)	PNE
Nordic	PND
Pewter Translucent	PPT
Poppy Red	PPR
Purple Haze	PPH
Rainforest	PRQ
Raw Jasper	PRJ
Rubber Ducky	PRK
Sand	PSA
Sky Blue	PSK
Surf's Up	PSP
Tarragon	PTQ
Twilight Shadow	PTI
Ultra Blue	PUB
Warm Grey	PWG
Zesty Lime (available on armless models only)	PZL

Nemo and Zesty Lime are only available as standard color options on armless models. If required on an arm model, a PRM can be submitted for approval, provided the client has visually approved the color variation.

Diamond Translucent and Pewter Translucent are only available on upholstered seat models.

Finish Cards

View color swatches for items listed within this document.

Paints

Wood/Veneer

Molded Edges

Hard Plastics

Plastics/Poly



Laminates

Edge Styles

Glass

Certain options referenced may not be available on GSA Schedule.



		MODEL NUMBER																	
		Basic Model	Base Color	Poly Seat/ Back Color	Casters	Fire Code	Upholstery Color	Approx. Packaged Weight	Delivered Pricing Unupholstered	Delivered Pricing Fabric Grade 1 & C.O.M.	Delivered Pricing Fabric Grade 2	Delivered Pricing Fabric Grade 3	Delivered Pricing Vinyl Group 2V	Delivered Pricing Pallas Fabric Group P0	Delivered Pricing Pallas Fabric Group P1	Delivered Pricing Pallas Fabric Group P2	Delivered Pricing Pallas Fabric Group P3	Delivered Pricing Pallas Fabric Group P4	
 GDPDP GPDUD GPDUB	Task Armless Chair <ul style="list-style-type: none">Ergonomic articulation (Perfect Pivot)Height-adjusting pneumatic cylinder	Polypropylene	GPDNAP	<input type="checkbox"/> <input type="checkbox"/>	<input type="checkbox"/> <input type="checkbox"/> <input type="checkbox"/>	<input type="checkbox"/>	<input type="checkbox"/> <input type="checkbox"/> <input type="checkbox"/>	33.0#	\$ 620										
		Upholstered Seat	GPDNAU	<input type="checkbox"/> <input type="checkbox"/>	<input type="checkbox"/> <input type="checkbox"/> <input type="checkbox"/>	<input type="checkbox"/>	<input type="checkbox"/> <input type="checkbox"/> <input type="checkbox"/> <input type="checkbox"/> <input type="checkbox"/>	36.0#	N/A	766	777	801	801	808	859	876	901	936	
		Upholstered Seat/Back	GPDNAUB	<input type="checkbox"/> <input type="checkbox"/>	<input type="checkbox"/> <input type="checkbox"/> <input type="checkbox"/>	<input type="checkbox"/>	<input type="checkbox"/> <input type="checkbox"/> <input type="checkbox"/> <input type="checkbox"/> <input type="checkbox"/>	38.0#	N/A	800	811	837	837	840	891	910	934	970	
 GDPDP GPDUD GPDUB	Task Cantilever Armchair <ul style="list-style-type: none">Ergonomic articulation (Perfect Pivot)Height-adjusting pneumatic cylinder	Polypropylene	GPDCAP	<input type="checkbox"/> <input type="checkbox"/>	<input type="checkbox"/> <input type="checkbox"/> <input type="checkbox"/>	<input type="checkbox"/>	<input type="checkbox"/> <input type="checkbox"/> <input type="checkbox"/>	36.0#	\$ 761										
		Upholstered Seat	GPDCAU	<input type="checkbox"/> <input type="checkbox"/>	<input type="checkbox"/> <input type="checkbox"/> <input type="checkbox"/>	<input type="checkbox"/>	<input type="checkbox"/> <input type="checkbox"/> <input type="checkbox"/> <input type="checkbox"/> <input type="checkbox"/>	39.0#	N/A	905	918	942	942	945	995	1017	1038	1074	
		Upholstered Seat/Back	GPDCAUB	<input type="checkbox"/> <input type="checkbox"/>	<input type="checkbox"/> <input type="checkbox"/> <input type="checkbox"/>	<input type="checkbox"/>	<input type="checkbox"/> <input type="checkbox"/> <input type="checkbox"/> <input type="checkbox"/> <input type="checkbox"/>	41.0#	N/A	941	953	977	977	984	1032	1052	1076	1111	

A

B

C

D

E

F

A **B** **C** **D** **E** **F**

HOW TO ORDER

Indicate the following information on order form:

- Quantity of each item.
- Model number, including options. See “How To Build a Model Number”.
- Any special service required.

Note:

- The ☐ indicates that a choice is required.
- The absence of the ☐ indicates that no choice is required.
- Alpha-numeric characters in place of ☐ indicate that no other alternatives are available.

HOW TO BUILD A MODEL NUMBER

- A** Select basic model.
- B** Select base color.
Refer to the **Product Color Options** page in this price list.
*Add \$112 for polished aluminum base.
- C** Select poly seat and back color.
Refer to the **Product Color Options** page in this price list.
- D** Select caster option.
- | | |
|----------|-----------------------------------|
| C | - Carpet casters |
| S | - Hard floor casters (black only) |
- E** Select fire code.
- | | |
|------------|-----------------------------|
| NFR | - Compliance to TB 117-2013 |
| FR | - Compliance to TB 133 |
- See Upholstery Information for TB133 upcharge.
- F** Select upholstery grade/color.
Refer to [ki.com/fabrics](https://www.ki.com/fabrics)

UPHOLSTERY INFORMATION

C.O.M. Upholstery
C.O.M. requirement for 10 chairs or less with upholstered seat or upholstered seat and back is 3/4 yard per chair of 54” wide nondirectional fabric. For orders of 11 or more with upholstered seat and back and for complete information on ordering C.O.M. see “Ordering Customer’s Own Material (C.O.M) Upholstery.” section.

OPTIONS

California TB133 Fire Safety Code
For California Technical Bulletin 133 compliant models, add the following upcharge:

Model=Polypropylene
Added List Price=\$13

Model=Upholstered Seat
Added List Price=\$87

Model=Upholstered Seat and Back
Added List Price=\$123

SPECIAL SERVICES



Special Carton Marking

With specially marked information N/C

Shipping
Ships **knocked down, FOB Green Bay, WI 54302, freight prepaid.** Freight class 100.

Specifications and prices are subject to change without prior notice.



		MODEL NUMBER																
		Basic Model	Base Color	Poly Seat/ Back Color	Casters	Fire Code	Upholstery Color											
MODEL	Features							Approx. Packaged Weight	Delivered Pricing Unupholstered	Delivered Pricing Fabric Grade 1 & C.O.M.	Delivered Pricing Fabric Grade 2	Delivered Pricing Fabric Grade 3	Delivered Pricing Vinyl Group 2V	Delivered Pricing Pallas Fabric Group P0	Delivered Pricing Pallas Fabric Group P1	Delivered Pricing Pallas Fabric Group P2	Delivered Pricing Pallas Fabric Group P3	Delivered Pricing Pallas Fabric Group P4
 GPSP GPSU GPSUB	Task Armless Stool <ul style="list-style-type: none">Ergonomic articulation (Perfect Pivot)Height-adjusting pneumatic cylinder	Polypropylene	GPSNAP	<input type="checkbox"/> <input type="checkbox"/>	<input type="checkbox"/> <input type="checkbox"/> <input type="checkbox"/>	<input type="checkbox"/>	<input type="checkbox"/> <input type="checkbox"/> <input type="checkbox"/>	38.0#	\$ 717									
		Upholstered Seat	GPSNAU	<input type="checkbox"/> <input type="checkbox"/>	<input type="checkbox"/> <input type="checkbox"/> <input type="checkbox"/>	<input type="checkbox"/>	<input type="checkbox"/> <input type="checkbox"/> <input type="checkbox"/> <input type="checkbox"/> <input type="checkbox"/> <input type="checkbox"/>	41.0#	N/A	862	874	901	901	904	954	972	996	1031
		Upholstered Seat/Back	GPSNAUB	<input type="checkbox"/> <input type="checkbox"/>	<input type="checkbox"/> <input type="checkbox"/> <input type="checkbox"/>	<input type="checkbox"/>	<input type="checkbox"/> <input type="checkbox"/> <input type="checkbox"/> <input type="checkbox"/> <input type="checkbox"/> <input type="checkbox"/>	43.0#	N/A	897	907	936	936	939	988	1005	1031	1065
 GPSP GPSU GPSUB	Task Cantilever Arm Stool <ul style="list-style-type: none">Ergonomic articulation (Perfect Pivot)Height-adjusting pneumatic cylinder	Polypropylene	GPSCAP	<input type="checkbox"/> <input type="checkbox"/>	<input type="checkbox"/> <input type="checkbox"/> <input type="checkbox"/>	<input type="checkbox"/>	<input type="checkbox"/> <input type="checkbox"/> <input type="checkbox"/>	41.0#	\$ 814									
		Upholstered Seat	GPSCAU	<input type="checkbox"/> <input type="checkbox"/>	<input type="checkbox"/> <input type="checkbox"/> <input type="checkbox"/>	<input type="checkbox"/>	<input type="checkbox"/> <input type="checkbox"/> <input type="checkbox"/> <input type="checkbox"/> <input type="checkbox"/> <input type="checkbox"/>	44.0#	N/A	958	971	999	999	999	1051	1069	1094	1130
		Upholstered Seat/Back	GPSCAUB	<input type="checkbox"/> <input type="checkbox"/>	<input type="checkbox"/> <input type="checkbox"/> <input type="checkbox"/>	<input type="checkbox"/>	<input type="checkbox"/> <input type="checkbox"/> <input type="checkbox"/> <input type="checkbox"/> <input type="checkbox"/> <input type="checkbox"/>	46.0#	N/A	995	1005	1037	1037	1036	1086	1104	1130	1165
			A	B	C	D	E	F										

HOW TO ORDER

Indicate the following information on order form:

- Quantity of each item.
- Model number, including options. See “How To Build a Model Number”.
- Any special service required.

Note:

- The ☐ indicates that a choice is required.
- The absence of the ☐ indicates that no choice is required.
- Alpha-numeric characters in place of ☐ indicate that no other alternatives are available.

HOW TO BUILD A MODEL NUMBER

- A**Select basic model.
- B**Select base color.
Refer to the **Product Color Options** page in this price list.
*Add \$112 for polished aluminum base.
- C**Select poly seat and back color.
Refer to the **Product Color Options** page in this price list.
- D**Select caster option.
- | | |
|----------|-----------------------------------|
| C | - Carpet casters |
| S | - Hard floor casters (black only) |
- E**Select fire code.
- | | |
|------------|-----------------------------|
| NFR | - Compliance to TB 117-2013 |
| FR | - Compliance to TB 133 |
- See Upholstery Information for TB133 upcharge.
- F**Select upholstery grade/color.
Refer to [ki.com/fabrics](#)

UPHOLSTERY INFORMATION

C.O.M. Upholstery
C.O.M. requirement for 10 chairs or less with upholstered seat or upholstered seat and back is 3/4 yard per chair of 54” wide nondirectional fabric. For orders of 11 or more with upholstered seat and back and for complete information on ordering C.O.M. see “Ordering Customer’s Own Material (C.O.M) Upholstery.” section.

OPTIONS

California TB133 Fire Safety Code
For California Technical Bulletin 133 compliant models, add the following upcharge:

Model=Polypropylene
Added List Price=\$13

Model=Upholstered Seat
Added List Price=\$87

Model=Upholstered Seat and Back
Added List Price=\$123

SPECIAL SERVICES

Special Carton Marking

With specially marked information N/C

Shipping
Ships **knocked down, FOB Green Bay, WI 54302, freight prepaid.** Freight class 100.

Specifications and prices are subject to change without prior notice.



1330 BELLEVUE STREET
GREEN BAY, WI 54302
800.424.2432 / KI.COM

KI is a trusted expert for furniture and wall systems around the globe.
USA | CANADA | MEXICO | UK | EUROPE | ASIA | MIDDLE EAST
© 2023 Krueger International, Inc. All Rights Reserved.