



PILLARTM TABLES

PRICE LIST

EFFECTIVE APRIL 2, 2025
800.424.2432

Pillar™ Tables		
General Information		3
Product Color Options		6
Rectangular - 29" High, 24" and 30" Deep		7
Rectangular - 29" High, 36" Deep		8
Large Rectangular - 29" High, 36", 42" and 48" Deep		9
Rectangular - 36" High, 24" and 30" Deep		10
Rectangular - 36" High, 36" Deep		11
Large Rectangular - 36" High, 36" Deep		12
Rectangular - 42" High, 24" and 30" Deep		13
Rectangular - 42" High, 36" Deep		14
Large Rectangular - 42" High, 36" Deep		15
Reduction 29" High, 24-30" and 30-24" Deep		16
Reduction 29" High, 30-36" and 36-30" Deep		17
Reduction 36" High, 24-30" and 30-24" Deep		18
Reduction 36" High, 30-36" and 36-30" Deep		19
Reduction 42" High, 24-30" and 30-24" Deep		20
Reduction 42" High, 30-36" and 36-30" Deep		21
Square - 29", 36", and 42" High		22
Round - 29", 36", and 42" High		23
120 Degree - 29", 36", and 42" High		24
D-Shape - 29" and 36" High		25
D-Shape - 42" High		26
Sprocket and Diamond Shape - 29" High		27
Boat Shape - 29" High		28
Trapezoid - 29" High		29
Trapezoid - 36" High		30
Trapezoid - 42" High		31
Rectangular - 29" High w/Single Circuit Electrical		32
Large Rectangular - 29" High w/Single Circuit Electrical		34
Rectangular - 36" High w/Single Circuit Electrical		36
Rectangular - 42" High w/Single Circuit Electrical		38
MyPlace™ Pillar™ Tables		
Inside Curve - 29" High, 18" and 24" Deep		40
Inside Curve - 36" High, 18" and 24" Deep		41
Inside Curve - 42" High, 18" and 24" Deep		42
Outside Curve - 18" and 24" Deep		43
Rectangular - 29" High, 18" and 24" Deep		44
Rectangular - 36" High, 18" and 24" Deep		45
Rectangular - 42" High, 18" and 24" Deep		46
Inside Curve - 29" High w/Single Circuit		47
Inside Curve - 36" High w/Single Circuit		48
Inside Curve - 42" High w/Single Circuit		49
Rectangular - 29" High w/Single Circuit, 18" and 24" Deep		50
Rectangular - 36" High w/Single Circuit, 18" and 24" Deep		51
Rectangular - 42" High w/Single Circuit, 18" and 24" Deep		52
Pillar™ Tables		
Accessories		53

PRODUCT SPECIFICATIONS

Pillar® Tables

March 2023

TECHNICAL SPECIFICATIONS

Tabletops

Standard Tabletops

Standard tabletops are nominal 1 1/4" overall thickness with .030" thick high-pressure laminate top surface and .028" phenolic backer (bottom surface). The density of the core in standard tops is 45 lb/cu ft particleboard, M3 grade. The Pillar Table is available with the 2 mm (74P) edge.

90° Outside Curve Tabletops

Outside curve tabletops are nominal 1 1/4" overall thickness with .030" thick high-pressure laminate top surface and .028" phenolic backer (bottom surface). The density of the core in outside curve tops is 45 lb/cu ft particleboard, M3 grade. The tabletop is available with the 2 mm (74P) edge. This outside curve is supported at the underside, between two tables of equal depth by four 1 1/2" thick splice plates. While secured between two tables, no leg is required to support the tabletop.

Leg Assembly

Leg assemblies come in three variations to accommodate three overall table heights: 29" standard, 36" standard and 42" standing height depending on the table shape. The leg construction consist of a 2 1/4" O.D., 14-gauge steel tubing welded to a 1/4" thick 8" x 8" steel plate. A 1/4" thick steel insert is welded in the bottom of each leg tube with a 1/2"-13 UNC threaded hole where the casters or glides attach. The legs are attached to the tabletop using #12 x 1" screws. Casters and glides are shipped in separate cartons and must to be installed upon assembly of the table.

Casters & Glides

Each table includes either casters or glides. Each caster table includes a set of locking and non-locking wheel casters. Casters are made of molded nylon and come in two colors. Glides are black nylon, overmolded on a steel insert for strength. Glides and casters are not interchangeable without changing the table height. Caster wheels are a minimum of 2 7/16" (63 mm) diameter. Caster wheel treads are a medium hard (75 max Shore A) for easy mobility on carpet or hard floors. Glides have a smooth bottom surface for mobility. Glides have a height adjustment range of 1" to allow for uneven surfaces.

Ganging Mechanism

Molded of black, high-strength nylon, the hook and peg combination draws tables together back-to-back or side-by-side. Once the ganging mechanism is installed, no tools are required when joining tables. Gangers are self-storing under the table when not in use. Tops are pre-drilled for placement of ganging pegs. Two gangers, four pegs and all mounting screws are included in the kit. One kit per table joint is required. Field installed.

Wire Management

Wire Trough

The wire trough is a cord management accessory that is provided with the Pillar table if Pattern electrical components are specified with the order. If the Pillar table is specified with any 3-prong plug module unit, then a wire trough must be ordered separately. Constructed of 18-gauge steel with a powder-coated finish in all KI standard finishes. Screws are provided for attachment to the underside of the tabletop, and tops are pre-drilled for wire trough locations. Provides multiple access holes to feed wires, and includes cutouts for installation of additional Pattern snap-in RPT power modules.

Vertical Leg Wire Management

A color matched extrusion made of aluminum "snaps" to the Pillar leg, managing cables and wires exiting power modules or standard grommets installed on the tabletop. The extrusion is 12" long. Vertical wire managers are included when powered Pillar tables are ordered.



TECHNICAL SPECIFICATIONS

Wire Management (cont.)

Velcro® Wire Management

The Velcro wire manager is constructed of 2" x 4 1/2" Velcro hook and loop material with a looped pull tab. The wire manager is provided with adhesive backing and screws for attachment to the underside of the top. Tops are pre-drilled for locating wire manager, but the manager may be applied in any convenient location. One or two Velcro wire managers are included when Pattern power modules are ordered, and wire clips are provided when power modules with 3-prong plugs are ordered. Field installed.

Grommets

Flip-Top Grommets for Dean® & Nacre® Power Modules

Flip-top grommets are surface-mounted covers, constructed of 18-gauge steel. Grommets have a flip-up receding door and are identical in cutout size to the Nacre or Dean power modules listed below, which allows for retrofitting corresponding power modules at a later date. One grommet ships per table, which is located in the center of the tops. Two grommets ship per conference table, which are located near the center of the tops. Grommets are finished with powder-coat paint and available in all KI paint colors. The flip-up door is designed to allow cords to remain routed through the opening while it is closed and allows for more cord routing space when the flip-up door is opened. Field installed.

Circular Grommet for Node® Power Module

The Node circular grommet is an open top, surface-mounted grommet constructed of aluminum. The overall diameter of 3.15" fits into a 3" diameter cutout in the surface. One grommet ships per table, which is located in the center of the tops. Two grommets ship per conference table, which are located near the center of the tops. Grommets are finished with powder-coat paint and available in all KI paint colors. Not available in chrome. Field installed.

Power Modules

Dean In-Surface Power Module

Dean In-Surface power module consists of two simplex receptacles (rated at 15 amps/125 volts), one USB-A port and one USB-C port, 2 amps per port, and one data jack opening. The module can be modified to fit various brand jacks. Data tree ships with Dean in-surface power modules. Data connectors are not supplied with the module and are purchased by the customer. The Dean in-surface module is 8.12" long by 2.31" wide by 2.5" high and fits securely into a 7.81" x 1.93" cutout. Module is mechanically attached to the worksurface with screws from the underside. The module has a molded plastic faceplate with steel trim and an aluminum housing. Modules comes standard with either 9' or 15' cord with a 3-prong plug, or a 20" cord with a Pattern™ connector. A 40" cord option is available for larger conference tables with two power modules. Dean power module is rated at 15 amps/120 volts and is UL listed.

Dean Clamp-On Power Module

Dean clamp-on power module consists of two simplex receptacles (rated at 15 amps/125 volts), one USB-A and one USB-C port, 2 amps per port. Dean clamp-on module is 5.50" long by 3.06" wide by 3.38" high. The module has a smooth molded plastic faceplate with an anodized aluminum housing. Clamp-on mounting style positions the module at a right angle to the worksurface and uses two thumb screws for attachment, without the need for table cutouts. Clamp is 3" wide, extends 1 3/4" onto edge of surface and can accommodate a maximum surface thickness of 1 1/2". Modules come standard with either 3', 9' or 15' cord with a 3-prong plug, or a 40" cord with a Pattern connector. Dean power module is rated at 15 amps/120 volts and is UL listed.

Dubbel™ Undersurface Power Module

Dubbel undersurface module consists of two simplex receptacles (rated at 15 amps/125 volts), one USB-A port and one USB-C port, 2 amps per port. Dubbel is 7.63" wide by 1.75" tall by 5.25" deep. The module is made of molded plastic and secures under the worksurface with two 5/16 x 2" Phillips round-head screws. Modules come standard with either 3', 9' or 15' cord with a 3-prong plug, or a 40" cord with a Pattern connector. Dubbel power module is rated at 15 amps/120 volts and is UL listed.

TECHNICAL SPECIFICATIONS

Power Modules (cont.)

Nacre Pop-Up In-Surface Module

Nacre Pop-Up In-Surface consists of two simplex receptacles (rated at 15 amps/125 volts), one USB-A port and one USB-C port, 2 amps per port, and one data jack opening. The module can be modified to fit various brand jacks. Data tree ships with Nacre power modules. Data connectors are not supplied with the module and are purchased by the customer. Nacre is 7.25" long by 3.31" wide by 2.92" high and fits securely into a 6.94" x 3" cutout with .38" radius corners. The module is made of molded plastic. The module is a pop-up design with a dampened spring-loaded mechanism to allow the unit to smoothly open for use and close smoothly when not in use. Modules come standard with either 9' or 15' cord with a 3-prong plug, or a 20" cord with a Pattern connector. A 40" cord option is available for larger conference tables with two power modules. Nacre power module is rated at 15 amps/120 volts and is UL listed.

Node® In-Surface Power Module

Node In-Surface power module consists of one simplex receptacle (rated at 15 amps/125 volts), includes one USB-A port, and one USB-C port, 2 amps per port. Node is 3.38" in diameter by 3.30" tall fits and securely into a 3" diameter cutout. The module housing is made of plastic with a powder-coat painted aluminum faceplate. Modules come standard with either 9' or 15' cord with a 3-prong plug, or a 20" or 40" cord with a Pattern connector. Node power module is rated at 15 amps/120 volts and is UL listed.

Snap-In RPT Power Module

Snap-In RPT module is only available for use with Pattern™ electrical system. Snap-in module consists of two simplex receptacles (rated at 15 amps/125 volts). Snap-in RPT fits securely in user facing cutouts located on the wire trough, mounted under the table. Modules comes standard with a 20" or 40" pattern connector, rated at 15 amps/120 volts and is UL listed.

Pattern Electrical System

Select Pillar table models can be configured with Pattern electrical system. The Pattern electrical system is ETL Listed, evaluated to safety standard UL 962A (USA) and CAN/CSA-C22.2 No. 308 (Canada). It allows for a maximum up to ten distribution blocks and up to 50' of power jumpers from the power infeed (in either direction), whichever comes first. Pattern allows up to eighteen power modules depending on table width, and connects to one 15-amp power supply cord (power infeed with 3-prong plug). Pattern is a non-sequential system and the infeed is compatible with ground fault interrupter (GFI/GFCI) outlets. Power modules for Pattern are specified as an option on Pillar tables.

Pattern Power Distribution Blocks

Pattern power distributions blocks are standalone connectors, each containing four port locations. Distribution blocks are included with appropriate power jumper and power infeed kits, so do not need to be ordered separately. Distribution blocks bring the power infeed, power jumpers, and power modules together and allow power to be efficiently supplied to each table. Two distribution block types are included with the Pattern system, grey and white.

Pattern Table-to-Table Power Jumper Kits

Pattern table-to-table jumper power kits come with one grey distribution block and an appropriately sized power jumper. Jumpers are nonsequential and are keyed on each end to connect between distribution blocks. Table-to-table power jumper kits are ordered separately, according to layout configuration.

Pattern Power Infeed Kits

The Pattern power infeed kit must be ordered separately. Site configurations vary and will affect the number of power infeeds required. The number and size of tables, as well as the number of receptacles per table and amperage needs in each ganging configuration will determine the number of power infeed kits required at any given installation. Infeeds can be installed anywhere in the run.

Kit comes with one grey Pattern power distribution block, one 12" power jumper, one white Pattern power distribution block and Pattern power infeed cord. Power infeed consists of a 15-amp 3-prong plug on one end of the 108" cord and a keyed connector at the opposite end of the cord. A Pattern quick-release tool is also included to assist with disconnecting connector ends from distribution blocks.

TECHNICAL SPECIFICATIONS

Modesty Panels

Optional 10" modesty panels are available on select Pillar models and available in perforated steel or laminate.

Laminated Modesty Panel

Laminated modesty panels have a .685" overall thickness with .30" thick high-pressure laminate on front and back surfaces. The density of the core inside the panel is 45 lb/cu ft particleboard, M3 grade. Modesty panels are 10" tall and vary in shape depending on the table it is paired with. On 48" wide rectangle tables, the modesty panel is 47³/₄" wide. On 90° inside curve tables, the modesty panel has a 54" radius, with an arc length of 85", so it can follow the curve of the back edge of the table. On 90° outside curve tables, the modesty panel has a 27¹/₂" radius, with an arc length of 38". The laminate is color matched to the tabletop. The modesty panel mounts to the table using 14-gauge (.075" thick) formed steel brackets, secured to the underside of the table.

Perforated Steel Modesty Panel

Panels are constructed of 14-gauge (.075" thick) by 10" tall perforated steel with powder-coated paint matched to the leg color. On 48" wide rectangular tables, the modesty panel is 47³/₄" wide. On 90° inside curve tables, the modesty panel has a 54" radius, with an arc length of 85", so it can follow the curve of the back edge of the table. On 90° outside curve tables, the modesty panel has a 27¹/₂" radius, with an arc length of 38". The modesty panel mounts to the table using 14-gauge (.075" thick) formed steel brackets, secured to the underside of the table.

Note: When specifying a perforated steel modesty panel on a table with chrome legs, the modesty panel will be flannel.

Polyester Felt Modesty Panel

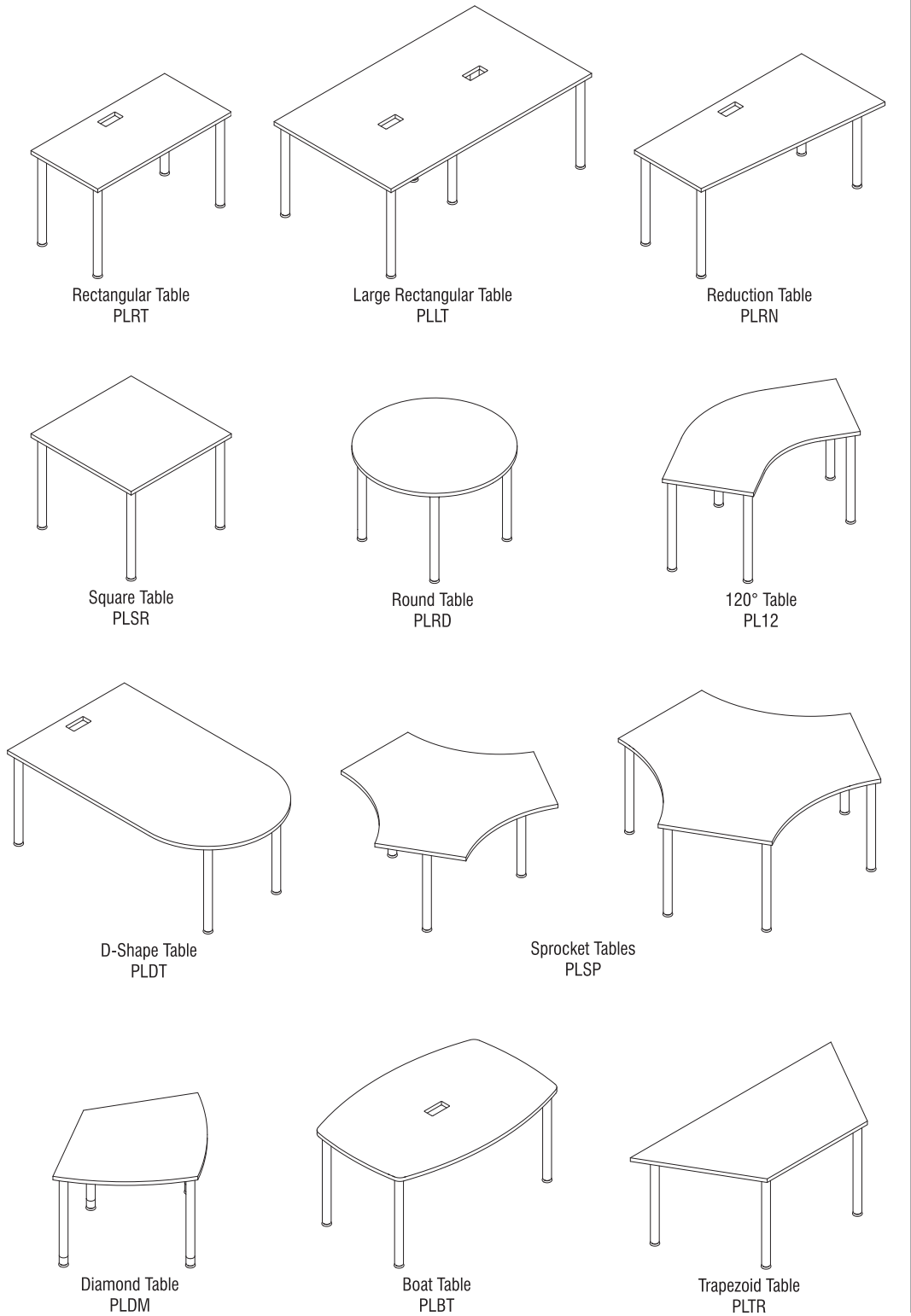
Polyester felt modesty panels are constructed from a sound-absorbing, 100% polyester felt. The panels have a density of 0.5 lb/ft² and is sound absorbing tested to ASTM C423 with an NRC rating of .44 when using no air gap (A-Mount testing method) and an NRC rating of .81" with 2" air gap. The polyester felt is in accordance with ASTM-E84 and achieve a Class A Flame Spread. Standard sizes are 9¹/₄" high on 29" high tables, or 15" high on 36" and 42" high tables by 29", 35", 41", 47", 53", 59" and 65" wide.

Mounting Hooks

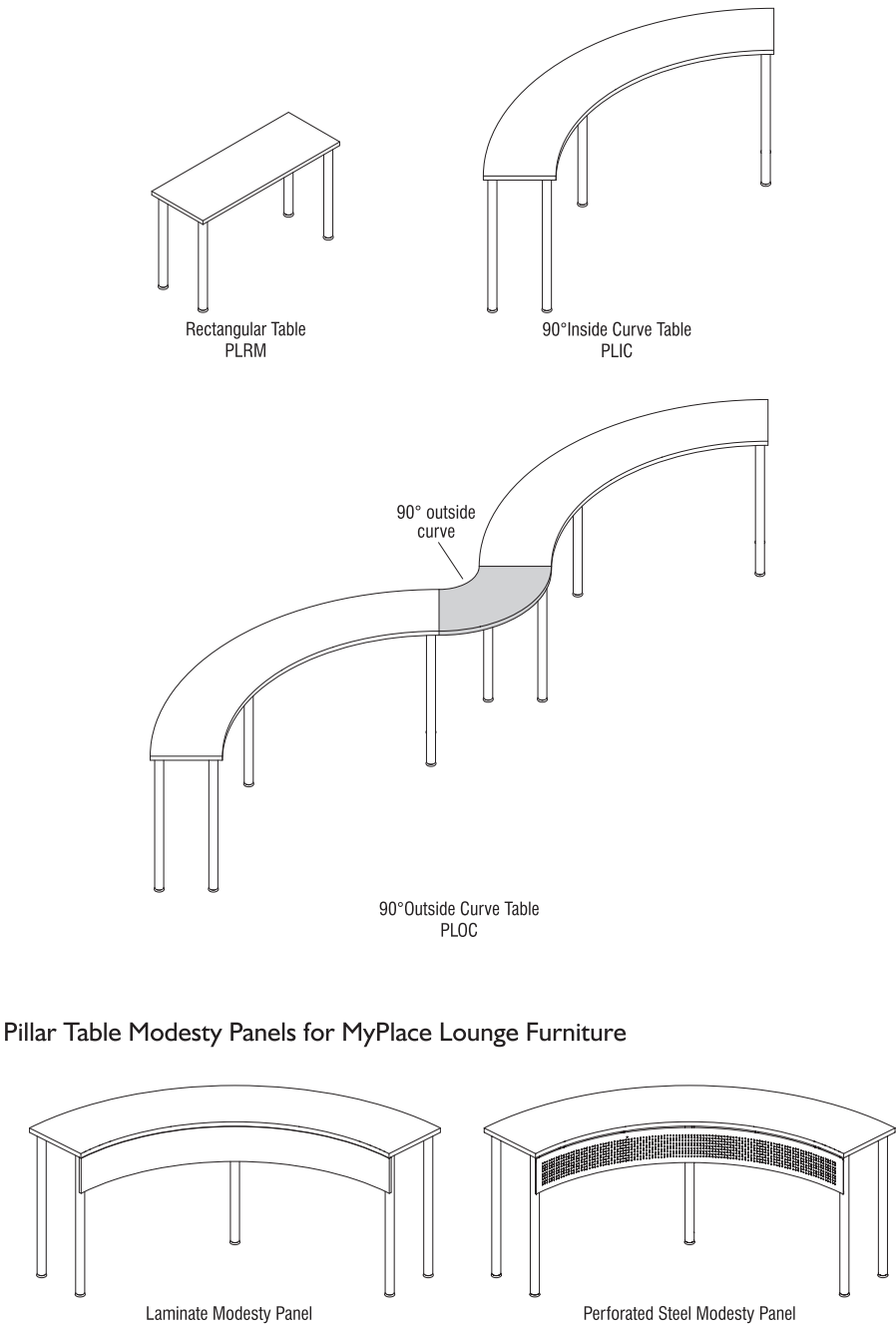
The mounting hooks are 18-gauge steel and attach underneath the tabletop using two steel screws. Panels 29", 35", 41" and 47" wide use two hooks per panel. Panels 53", 59" and 65" wide use three hooks per panel.



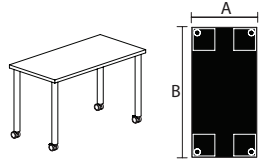
STATEMENT OF LINE
Pillar® Tables



STATEMENT OF LINE
Pillar® Tables for MyPlace™ Lounge Furniture

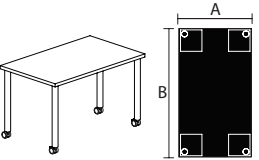


Finish Cards **Paints** **Wood/Veneer** **Molded Edges** **Hard Plastics**
 View color swatches for items listed within this document. **Plastics/Poly** **Laminates** **Edge Styles** **Glass** Certain options referenced may not be available on GSA Schedule.



Rectangular Tables - 24"D

- Tables are designed for maximum leg spacing
- Glides and casters are not interchangeable without changing the height of the table
- Vertical and horizontal wire management are included automatically when power options are specified
- Gangers ordered separately
- Post Leg at 29" high



Rectangular Tables - 30" D

- Tables are designed for maximum leg spacing
- Glides and casters are not interchangeable without changing the height of the table
- Vertical and horizontal wire management are included automatically when power options are specified
- Gangers ordered separately
- Post Leg at 29" high

HOW TO ORDER

Indicate the following information on order form:

1. Quantity of each item.
2. Model number, including options. See "How To Build a Model Number".
3. Any special service required.

Note: • The ☐ indicates that a choice is required.

- The absence of the ☐ indicates that no choice is required.
- Alpha-numeric characters in place of ☐ indicate that no other alternatives are available.

HOW TO BUILD A MODEL NUMBER

- | | |
|----------|---|
| A | Select basic model. |
| B | Select edge style.
74P - 74P edge |
| C | Select power option.
NNN - No grommets, power or wire management/No cutouts
WMO - Wire management only-no cutouts; add \$66
MD1 - Module, Dean in-surface w/USB-A/C (1); add \$354
MB1 - Module, Dubbel under-surface w/ dual USB-A/C (1); add \$264
MA1 - Module, Nacre pop-up w/USB-A/C (1); add \$420
MO1 - Module, Node in-surface w/USB-A/C (1); add \$264
GA1 - Grommet, Nacre (1); add \$209
GD1 - Grommet, Dean (1); add \$209
GO1 - Grommet, Node (1); add \$144 |

CORD LENGTH: 9' or 15' is optional on all module options.

WIRE MANAGEMENT: All options except NNN include vertical and horizontal wire management.

- D** Select modesty panel.
- | | |
|------------|---|
| NMP | - No modesty panel |
| PMP | - Polyester felt modesty panel; add \$182 |
- E** Select edge color.
- Refer to the **Product Color Options** page in this price list.
- Edge color offerings are based on edge style selections.
- F** Select surface finish.
- Refer to the **Product Color Options** page in this price list.
- G** Select leg finish.
- Refer to the **Product Color Options** page in this price list.
- H** Select grommet/module color.

Refer to the **Product Color Options** page in this price list.

- I** Select modesty panel color.
Refer to the **Product Color Options** page in this price list.
- J** Select base.
- | | |
|------------|-----------|
| CST | - Casters |
| GLD | - Glides |
- Casters=2 locking/2 non-locking, black wheel, silver hub
- K** Select Cord Length (feet).
- | | |
|-----------|-------------------|
| 15 | - 15' cord length |
| 9 | - 9' cord length |

FINISH INFORMATION

Additional Laminate Offering

KI offers laminates beyond those offered in the standard offering. Laminates that are currently available in the program can be viewed in KI product specification tools. Requests to add laminates to the program can be submitted via the product modification request process. Please note, requests to add laminates to the program must include the laminate manufacturer's name, color/ pattern number, and finish code. Edge options are limited to standard edge colors. If a matching edge is required, this will need to be requested through the product modification request process and may be subject to additional costs. Due to varying manufacturing processes and quality issues with some laminates, some requests may be denied. Extended lead times and minimum order quantities may apply on orders containing special laminates. Contact the product modification team for questions or additional information regarding special laminates and pricing.

Color Match

KI offers the additional option of color matching paint, polypropylene, or wood stain through Product Modification Requests. Contact customer service for details.

SPECIAL SERVICES

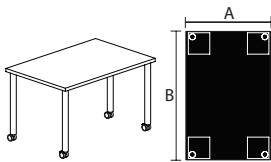
Special Carton Marking

With specially marked information N/C

Shipping

Ships knocked down, FOB Bonduel, WI 54107, freight prepaid. Freight class 125.

Specifications and prices are subject to change without prior notice.



Rectangular Tables - 36" D

- Tables are designed for maximum leg spacing
- Glides and casters are not interchangeable without changing the height of the table
- Vertical and horizontal wire management are included automatically when power options are specified
- Gangers ordered separately
- Post Leg at 29" high

[illegible]

Indicate the following information on order form:

1. Quantity of each item.
2. Model number, including options. See "How To Build a Model Number".
3. Any special service required.

- The absence of the ☐ indicates that no choice is required.
- Alpha-numeric characters in place of ☐ indicate that no other alternatives are available.

A Select basic model.

B Select edge style.
74P - 74P edge

C Select power option.

NNN	- No grommets, power or wire management/No cutouts
WMO	- Wire management only-no cutouts; add \$66
MD1	- Module, Dean in-surface w/USB-A/C (1); add \$354
MB1	- Module, Dubble under-surface w/ dual USB-A/C (1); add \$264
MA1	- Module, Nacre pop-up w/USB-A/C (1); add \$420
MO1	- Module, Node in-surface w/USB-A/C (1); add \$264
GA1	- Grommet, Nacre (1); add \$209
GD1	- Grommet, Dean (1); add \$209
GO1	- Grommet, Node (1); add \$144

CORD Length: 9' or 15' is optional on all module options.

D Select modesty panel.

NMP	- No modesty panel
PMP	- Polyester felt modesty panel; add

\$182

- E** Select edge color.
Refer to the **Product Color Options** page in this price list.
Edge color offerings are based on edge style selections.
- F** Select surface finish.
Refer to the **Product Color Options** page in this price list.
- G** Select leg finish.
Refer to the **Product Color Options** page in this price list.

H Select grommet/module color.

1 Select modesty panel color.
Refer to the **Product Color Options** page in this price list.

- J** Select base.
- | | |
|------------|-----------|
| CST | - Casters |
| GLD | - Glides |
- Casters=2 locking/2 non-locking, black wheel,
silver hub

- K** Select Cord Length (feet).
- | | |
|----|-------------------|
| 15 | - 15' cord length |
| 9 | - 9' cord length |

Additional Laminate Offering

KI offers laminates beyond those offered in the standard offering. Laminates that are currently available in the program can be viewed in KI product specification tools. Requests to add laminates to the program can be submitted via the product modification request process. Please note, requests to add laminates to the program must include the laminate manufacturer's name, color/pattern number, and finish code. Edge options are limited to standard edge colors. If a matching edge is required, this will need to be requested through the product modification request process and may be subject to additional costs. Due to varying manufacturing processes and quality issues with some laminates, some requests may be denied. Extended lead times and minimum order quantities may apply on orders containing special laminates. Contact the product modification team for questions or additional information regarding special laminates and pricing.

KI offers the additional option of color matching paint, polypropylene, or wood stain through Product Modification Requests. Contact customer service for details.

Special Carton Marking

With specially marked information N/C

Shipping

Ships knocked down, FOB Bonduel, WI 54107, freight prepaid. Freight class 125.

Specifications and prices are subject to change without prior notice.

HOW TO ORDER		HOW TO BUILD A MODEL NUMBER		FINISH INFORMATION		SPECIAL SERVICES	
Indicate the following information on order form:		A Select basic model.		I Select base.		Color Match	
1. Quantity of each item.		B Select edge style.		CST - Casters		KI offers the additional option of color matching paint, polypropylene, or wood stain through Product Modification Requests. Contact customer service for details.	
2. Model number, including options. See “How To Build a Model Number”.		74P - 74P edge		GLD - Glides		Special Carton Marking	
3. Any special service required.		G Select power option.		Casters=2 locking/4 non-locking, black wheel, silver hub		With specially marked information	
Note: • The <input type="checkbox"/> indicates that a choice is required.		NNN - No grommets, power or wire management/No cutouts		J Select Cord Length (feet).		N/C	
• The absence of the <input type="checkbox"/> indicates that no choice is required.		WMO - Wire management only-no cutouts; add \$66		15 - 15' cord length		Shipping	
• Alpha-numeric characters in place of <input type="checkbox"/> indicate that no other alternatives are available.		MA2 - Modules, Nacre pop-up w/USB-A/C (2); add \$839		9 - 9' cord length		Ships knocked down, FOB Bonduel, WI 54107, freight prepaid. Freight class 125.	
		MB2 - Modules, Dubbel under-surface w/ dual USB-A/C (2); add \$528				Specifications and prices are subject to change without prior notice.	
		MD2 - Modules, Dean in-surface w/USB-A/C (2) ; add \$707					
		MO2 - Modules, Node in-surface w/USB-A/C (2); add \$528					
		GA2 - Grommets, Nacre (2); add \$408					
		GD2 - Grommets, Dean (2); add \$408					
		G02 - Grommets, Node (2); add \$276					
		CORD LENGTH: 9' or 15' is optional on all module options.					
		D Select modesty panel.					
		NMP - No modesty panel					
		E Select edge color.					
		Refer to the Product Color Options page in this price list.					
		Edge color offerings are based on edge style selections.					
		F Select surface finish.					
		Refer to the Product Color Options page in this price list.					
		G Select leg finish.					
		Refer to the Product Color Options page in this price list.					
		H Select grommet/module color.					
		Refer to the Product Color Options page in this price list.					

[illegible]

Indicate the following information on order form:

1. Quantity of each item.
2. Model number, including options. See "How To Build a Model Number".
3. Any special service required.

- The absence of the ☐ indicates that no choice is required.
- Alpha-numeric characters in place of ☐ indicate that no other alternatives are available.

A	Select basic model.
B	Select edge style. 74P - 74P edge
C	Select power option. NNN - No grommets, power or wire management/No cutouts WMO - Wire management only-no cutouts; add \$66 MD1 - Module, Dean in-surface w/USB-A/C (1); add \$354 MB1 - Module, Dubble under-surface w/ dual USB-A/C (1); add \$264 MA1 - Module, Nacre pop-up w/USB-A/C (1); add \$420 MO1 - Module, Node in-surface w/USB-A/C (1); add \$264 GA1 - Grommet, Nacre (1); add \$209 GD1 - Grommet, Dean (1); add \$209 GO1 - Grommet, Node (1); add \$144

CORD LENGTH: 9' or 15' is optional on all module options.

WIRE MANAGEMENT: All options except NNN include vertical and horizontal wire management.

- D** Select modesty panel.
- | | |
|------------|---|
| NMP | - No modesty panel |
| PMP | - Polyester felt modesty panel; add \$265 |
- E** Select edge color.
- Refer to the **Product Color Options** page in this price list.
- Edge color offerings are based on edge style selections.
- F** Select surface finish.
- Refer to the **Product Color Options** page in this price list.
- G** Select leg finish.
- Refer to the **Product Color Options** page in this price list.
- H** Select grommet/module color.

Refer to the **Product Color Options** page in this price list.

- I** Select modesty panel color.
Refer to the **Product Color Options** page in this price list.
- J** Select base.
- | | |
|------------|-----------|
| CST | - Casters |
| GLD | - Glides |
- Casters=2 locking/2 non-locking, black wheel, silver hub
- K** Select Cord Length (feet).
- | | |
|-----------|-------------------|
| 15 | - 15' cord length |
| 9 | - 9' cord length |

Additional Laminate Offering

KI offers laminates beyond those offered in the standard offering. Laminates that are currently available in the program can be viewed in KI product specification tools. Requests to add laminates to the program can be submitted via the product modification request process. Please note, requests to add laminates to the program must include the laminate manufacturer's name, color/pattern number, and finish code. Edge options are limited to standard edge colors. If a matching edge is required, this will need to be requested through the product modification request process and may be subject to additional costs. Due to varying manufacturing processes and quality issues with some laminates, some requests may be denied. Extended lead times and minimum order quantities may apply on orders containing special laminates. Contact the product modification team for questions or additional information regarding special laminates and pricing.

KI offers the additional option of color matching paint, polypropylene, or wood stain through Product Modification Requests. Contact customer service for details.

Special Carton Marking

With specially marked information N/C

Shipping

Ships knocked down, FOB Bonduel, WI 54107, freight prepaid. Freight class 125.

Specifications and prices are subject to change without prior notice.

Pillar™ Tables

Rectangular - 36" High, 36" Deep



Pillar™ Tables

Rectangular - 36" High, 36" Deep

[illegible]

HOW TO ORDER

Indicate the following information on order forms:

1. Quantity of each item.
2. Model number, including options. See "How To Build a Model Number".
3. Any special service required.

Note: • The ☐ indicates that a choice is required.

- The absence of the ☐ indicates that no choice is required.
- Alpha-numeric characters in place of ☐ indicate that no other alternatives are available.

HOW TO BUILD A MODEL NUMBER

- A** Select basic model.
- B** Select edge style.
74P - 74P edge
- C** Select power option.
- NNN** - No grommets, power or wire management/No cutouts
- WMO** - Wire management only-no cutouts; add \$66
- MD1** - Module, Dean in-surface w/USB-A/C (1); add \$354
- MB1** - Module, Dubbel under-surface w/ dual USB-A/C (1); add \$264
- MA1** - Module, Nacre pop-up w/USB-A/C (1); add \$420
- MO1** - Module, Node in-surface w/USB-A/C (1); add \$264
- GA1** - Grommet, Nacre (1); add \$209
- GD1** - Grommet, Dean (1); add \$209
- GO1** - Grommet, Node (1); add \$144

CORD LENGTH: 9' or 15' is optional on all module options.

WIRE MANAGEMENT: All options except NNN include vertical and horizontal wire management.

- D** Select modesty panel.
- | | |
|------------|---|
| NMP | - No modesty panel |
| PMP | - Polyester felt modesty panel; add \$265 |
- E** Select edge color.
- Refer to the **Product Color Options** page in this price list.
- Edge color offerings are based on edge style selections.
- F** Select surface finish.
- Refer to the **Product Color Options** page in this price list.
- G** Select leg finish.
- Refer to the **Product Color Options** page in this price list.
- H** Select grommet/module color.

Refer to the **Product Color Options** page in this price list.

- 1** Select modesty panel color.
Refer to the **Product Color Options** page in this price list.
- J** Select base.
- | | |
|------------|-----------|
| CST | - Casters |
| GLD | - Glides |
- Casters=2 locking/2 non-locking, black wheel, silver hub
- K** Select Cord Length (feet).
- | | |
|-----------|-------------------|
| 15 | - 15' cord length |
| 9 | - 9' cord length |

FINISH INFORMATION

Additional Laminate Offering

KI offers laminates beyond those offered in the standard offering. Laminates that are currently available in the program can be viewed in KI product specification tools. Requests to add laminates to the program can be submitted via the product modification request process. Please note, requests to add laminates to the program must include the laminate manufacturer's name, color/pattern number, and finish code. Edge options are limited to standard edge colors. If a matching edge is required, this will need to be requested through the product modification request process and may be subject to additional costs. Due to varying manufacturing processes and quality issues with some laminates, some requests may be denied. Extended lead times and minimum order quantities may apply on orders containing special laminates. Contact the product modification team for questions or additional information regarding special laminates and pricing.

Color Match

KI offers the additional option of color matching paint, polypropylene, or wood stain through Product Modification Requests. Contact customer service for details.

SPECIAL SERVICES

Special Carton Marking

With specially marked information N/C

Shipping

Ships knocked down, FOB Bonduel, WI 54107, freight prepaid. Freight class 125.

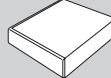
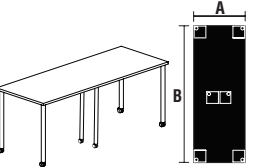
Specifications and prices are subject to change without prior notice.

Pillar™ Tables

Large Rectangular - 36” High, 36” Deep

Pillar™ Tables

Large Rectangular - 36” High, 36” Deep

			MODEL NUMBER										<div></div>				
			Basic Model	Edge Style	Power Option	Modesty Panel	Edge Color	Surface Finish	Leg Finish	Grommet/Module Color	Base	Cord (feet)					
Features	A x B												Approx. Packaged Weight	74P Edge (74P)		Laminate Grade 2 add to list price	Laminate Grade 3 add to list price
<div></div> <div>PLRT</div> <div>Rectangular Tables - 36"D</div> <div><ul style="list-style-type: none">• Tables are designed for maximum leg spacing• Glides and casters are not interchangeable without changing the height of the table• Vertical and horizontal wire management are included automatically when power options are specified• Gangers ordered separately• Post Leg at 36" high</div>	6 Legs	36 x 84"	PLRT3684H36	<input type="checkbox"/> <input type="checkbox"/> <input type="checkbox"/>	<input type="checkbox"/> <input type="checkbox"/> <input type="checkbox"/>	NMP	<input type="checkbox"/> <input type="checkbox"/> <input type="checkbox"/>	<input type="checkbox"/> <input type="checkbox"/>	<input type="checkbox"/> <input type="checkbox"/>	<input type="checkbox"/> <input type="checkbox"/> <input type="checkbox"/>	<input type="checkbox"/> <input type="checkbox"/> <input type="checkbox"/>	<input type="checkbox"/> <input type="checkbox"/>	156.3#	\$ 1658		\$ 70	\$ 450
	6 Legs	36 x 96"	PLRT3696H36	<input type="checkbox"/> <input type="checkbox"/> <input type="checkbox"/>	<input type="checkbox"/> <input type="checkbox"/> <input type="checkbox"/>	NMP	<input type="checkbox"/> <input type="checkbox"/> <input type="checkbox"/>	<input type="checkbox"/> <input type="checkbox"/>	<input type="checkbox"/> <input type="checkbox"/>	<input type="checkbox"/> <input type="checkbox"/> <input type="checkbox"/>	<input type="checkbox"/> <input type="checkbox"/> <input type="checkbox"/>	<input type="checkbox"/> <input type="checkbox"/>	172.0#	1658		70	450
			A	B	C	D	E	F	G	H	I	J					

- PLRT
- Rectangular Tables - 36”D**
- Tables are designed for maximum leg spacing
 - Glides and casters are not interchangeable without changing the height of the table
 - Vertical and horizontal wire management are included automatically when power options are specified
 - Gangers ordered separately
 - Post Leg at 36” high

HOW TO ORDER

Indicate the following information on order form:

1. Quantity of each item.
2. Model number, including options. See “How To Build a Model Number”.
3. Any special service required.

- Note:
- The ☐ indicates that a choice is required.
 - The absence of the ☐ indicates that no choice is required.
 - Alpha-numeric characters in place of ☐ indicate that no other alternatives are available.

HOW TO BUILD A MODEL NUMBER

- A** Select basic model.
- B** Select edge style.
74P - 74P edge
- C** Select power option.
NNN - No grommets, power or wire management/No cutouts
WMO - Wire management only-no cutouts; add \$66
MA2 - Modules, Nacre pop-up w/USB-A/C (2); add \$839
MB2 - Modules, Dubbel under-surface w/ dual USB-A/C (2); add \$528
MD2 - Modules, Dean in-surface w/USB-A/C (2) ; add \$707
MO2 - Modules, Node in-surface w/USB-A/C (2); add \$528
GA2 - Grommets, Nacre (2); add \$408
GD2 - Grommets, Dean (2); add \$408
GO2 - Grommets, Node (2); add \$276

CORD LENGTH: 9' or 15' is optional on all module options.

WIRE MANAGEMENT: All options except NNN include vertical and horizontal wire management.

- D** Select modesty panel.
NMP - No modesty panel
- E** Select edge color.
Refer to the **Product Color Options** page in this price list.
Edge color offerings are based on edge style selections.
- F** Select surface finish.
- G** Select leg finish.
Refer to the **Product Color Options** page in this price list.
- H** Select grommet/module color.
Refer to the **Product Color Options** page in this price list.

- I** Select base.
CST - Casters
GLD - Glides
Casters=2 locking/4 non-locking, black wheel, silver hub
- J** Select Cord Length (feet).
15 - 15' cord length
9 - 9' cord length

FINISH INFORMATION

Additional Laminate Offering

KI offers laminates beyond those offered in the standard offering. Laminates that are currently available in the program can be viewed in KI product specification tools. Requests to add laminates to the program can be submitted via the product modification request process. Please note, requests to add laminates to the program must include the laminate manufacturer's name, color/pattern number, and finish code. Edge options are limited to standard edge colors. If a matching edge is required, this will need to be requested through the product modification request process and may be subject to additional costs. Due to varying manufacturing processes and quality issues with some laminates, some requests may be denied. Extended lead times and minimum order quantities may apply on orders containing special laminates. Contact the product modification team for questions or additional information regarding special laminates and pricing.

Color Match

KI offers the additional option of color matching paint, polypropylene, or wood stain through Product Modification Requests. Contact customer service for details.

SPECIAL SERVICES

Special Carton Marking

With specially marked information N/C

Shipping

Ships **knocked down, FOB Bonduel, WI 54107, freight prepaid.** Freight class 125.

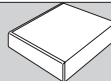
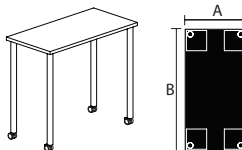
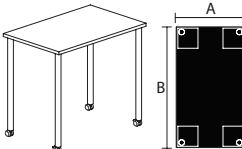
Specifications and prices are subject to change without prior notice.

Pillar™ Tables

Rectangular - 42” High, 24”, 30” and 36” Deep

Pillar™ Tables

Rectangular - 42” High, 24”, 30” and 36” Deep

		MODEL NUMBER																
		Basic Model	Edge Style	Power Option	Modesty Panel	Edge Color	Surface Finish	Leg Finish	Grommet/Module Color	Polyester Modesty Panel Color	Base	Cord (feet)						
 PLRT Rectangular Tables - 24”D <ul style="list-style-type: none">• Tables are designed for maximum leg spacing• Glides and casters are not interchangeable without changing the height of the table• Vertical and horizontal wire management are included automatically when power options are specified• Gangers ordered separately• Post Leg at 42” high	A x B	24 x 36”	PLRT2436H42	<input type="checkbox"/> <input type="checkbox"/> <input type="checkbox"/> <input type="checkbox"/>	<input type="checkbox"/> <input type="checkbox"/> <input type="checkbox"/> <input type="checkbox"/>	<input type="checkbox"/> <input type="checkbox"/> <input type="checkbox"/> <input type="checkbox"/>	<input type="checkbox"/> <input type="checkbox"/> <input type="checkbox"/> <input type="checkbox"/>	<input type="checkbox"/> <input type="checkbox"/> <input type="checkbox"/> <input type="checkbox"/>	<input type="checkbox"/> <input type="checkbox"/> <input type="checkbox"/> <input type="checkbox"/>	<input type="checkbox"/> <input type="checkbox"/> <input type="checkbox"/> <input type="checkbox"/>	<input type="checkbox"/> <input type="checkbox"/> <input type="checkbox"/> <input type="checkbox"/>	<input type="checkbox"/> <input type="checkbox"/> <input type="checkbox"/> <input type="checkbox"/>		77.5#	\$ 838	\$ 18	\$ 115	
	24 x 42”	PLRT2442H42	<input type="checkbox"/> <input type="checkbox"/> <input type="checkbox"/> <input type="checkbox"/>	<input type="checkbox"/> <input type="checkbox"/> <input type="checkbox"/> <input type="checkbox"/>	<input type="checkbox"/> <input type="checkbox"/> <input type="checkbox"/> <input type="checkbox"/>	<input type="checkbox"/> <input type="checkbox"/> <input type="checkbox"/> <input type="checkbox"/>	<input type="checkbox"/> <input type="checkbox"/> <input type="checkbox"/> <input type="checkbox"/>	<input type="checkbox"/> <input type="checkbox"/> <input type="checkbox"/> <input type="checkbox"/>	<input type="checkbox"/> <input type="checkbox"/> <input type="checkbox"/> <input type="checkbox"/>	<input type="checkbox"/> <input type="checkbox"/> <input type="checkbox"/> <input type="checkbox"/>	<input type="checkbox"/> <input type="checkbox"/> <input type="checkbox"/> <input type="checkbox"/>	<input type="checkbox"/> <input type="checkbox"/> <input type="checkbox"/> <input type="checkbox"/>		82.8#	857	18	115	
	24 x 48”	PLRT2448H42	<input type="checkbox"/> <input type="checkbox"/> <input type="checkbox"/> <input type="checkbox"/>	<input type="checkbox"/> <input type="checkbox"/> <input type="checkbox"/> <input type="checkbox"/>	<input type="checkbox"/> <input type="checkbox"/> <input type="checkbox"/> <input type="checkbox"/>	<input type="checkbox"/> <input type="checkbox"/> <input type="checkbox"/> <input type="checkbox"/>	<input type="checkbox"/> <input type="checkbox"/> <input type="checkbox"/> <input type="checkbox"/>	<input type="checkbox"/> <input type="checkbox"/> <input type="checkbox"/> <input type="checkbox"/>	<input type="checkbox"/> <input type="checkbox"/> <input type="checkbox"/> <input type="checkbox"/>	<input type="checkbox"/> <input type="checkbox"/> <input type="checkbox"/> <input type="checkbox"/>	<input type="checkbox"/> <input type="checkbox"/> <input type="checkbox"/> <input type="checkbox"/>	<input type="checkbox"/> <input type="checkbox"/> <input type="checkbox"/> <input type="checkbox"/>		88.0#	873	18	115	
	24 x 54”	PLRT2454H42	<input type="checkbox"/> <input type="checkbox"/> <input type="checkbox"/> <input type="checkbox"/>	<input type="checkbox"/> <input type="checkbox"/> <input type="checkbox"/> <input type="checkbox"/>	<input type="checkbox"/> <input type="checkbox"/> <input type="checkbox"/> <input type="checkbox"/>	<input type="checkbox"/> <input type="checkbox"/> <input type="checkbox"/> <input type="checkbox"/>	<input type="checkbox"/> <input type="checkbox"/> <input type="checkbox"/> <input type="checkbox"/>	<input type="checkbox"/> <input type="checkbox"/> <input type="checkbox"/> <input type="checkbox"/>	<input type="checkbox"/> <input type="checkbox"/> <input type="checkbox"/> <input type="checkbox"/>	<input type="checkbox"/> <input type="checkbox"/> <input type="checkbox"/> <input type="checkbox"/>	<input type="checkbox"/> <input type="checkbox"/> <input type="checkbox"/> <input type="checkbox"/>	<input type="checkbox"/> <input type="checkbox"/> <input type="checkbox"/> <input type="checkbox"/>		93.3#	920	25	170	
	24 x 60”	PLRT2460H42	<input type="checkbox"/> <input type="checkbox"/> <input type="checkbox"/> <input type="checkbox"/>	<input type="checkbox"/> <input type="checkbox"/> <input type="checkbox"/> <input type="checkbox"/>	<input type="checkbox"/> <input type="checkbox"/> <input type="checkbox"/> <input type="checkbox"/>	<input type="checkbox"/> <input type="checkbox"/> <input type="checkbox"/> <input type="checkbox"/>	<input type="checkbox"/> <input type="checkbox"/> <input type="checkbox"/> <input type="checkbox"/>	<input type="checkbox"/> <input type="checkbox"/> <input type="checkbox"/> <input type="checkbox"/>	<input type="checkbox"/> <input type="checkbox"/> <input type="checkbox"/> <input type="checkbox"/>	<input type="checkbox"/> <input type="checkbox"/> <input type="checkbox"/> <input type="checkbox"/>	<input type="checkbox"/> <input type="checkbox"/> <input type="checkbox"/> <input type="checkbox"/>	<input type="checkbox"/> <input type="checkbox"/> <input type="checkbox"/> <input type="checkbox"/>		98.5#	932	25	170	
	24 x 66”	PLRT2466H42	<input type="checkbox"/> <input type="checkbox"/> <input type="checkbox"/> <input type="checkbox"/>	<input type="checkbox"/> <input type="checkbox"/> <input type="checkbox"/> <input type="checkbox"/>	<input type="checkbox"/> <input type="checkbox"/> <input type="checkbox"/> <input type="checkbox"/>	<input type="checkbox"/> <input type="checkbox"/> <input type="checkbox"/> <input type="checkbox"/>	<input type="checkbox"/> <input type="checkbox"/> <input type="checkbox"/> <input type="checkbox"/>	<input type="checkbox"/> <input type="checkbox"/> <input type="checkbox"/> <input type="checkbox"/>	<input type="checkbox"/> <input type="checkbox"/> <input type="checkbox"/> <input type="checkbox"/>	<input type="checkbox"/> <input type="checkbox"/> <input type="checkbox"/> <input type="checkbox"/>	<input type="checkbox"/> <input type="checkbox"/> <input type="checkbox"/> <input type="checkbox"/>	<input type="checkbox"/> <input type="checkbox"/> <input type="checkbox"/> <input type="checkbox"/>		107.5#	989	25	170	
	24 x 72”	PLRT2472H42	<input type="checkbox"/> <input type="checkbox"/> <input type="checkbox"/> <input type="checkbox"/>	<input type="checkbox"/> <input type="checkbox"/> <input type="checkbox"/> <input type="checkbox"/>	<input type="checkbox"/> <input type="checkbox"/> <input type="checkbox"/> <input type="checkbox"/>	<input type="checkbox"/> <input type="checkbox"/> <input type="checkbox"/> <input type="checkbox"/>	<input type="checkbox"/> <input type="checkbox"/> <input type="checkbox"/> <input type="checkbox"/>	<input type="checkbox"/> <input type="checkbox"/> <input type="checkbox"/> <input type="checkbox"/>	<input type="checkbox"/> <input type="checkbox"/> <input type="checkbox"/> <input type="checkbox"/>	<input type="checkbox"/> <input type="checkbox"/> <input type="checkbox"/> <input type="checkbox"/>	<input type="checkbox"/> <input type="checkbox"/> <input type="checkbox"/> <input type="checkbox"/>	<input type="checkbox"/> <input type="checkbox"/> <input type="checkbox"/> <input type="checkbox"/>		112.8#	989	25	170	
 PLRT Rectangular Tables - 30”D <ul style="list-style-type: none">• Tables are designed for maximum leg spacing• Glides and casters are not interchangeable without changing the height of the table• Vertical and horizontal wire management are included automatically when power options are specified• Gangers ordered separately• Post Leg at 42” high	30 x 36”	PLRT3036H42	<input type="checkbox"/> <input type="checkbox"/> <input type="checkbox"/> <input type="checkbox"/>	<input type="checkbox"/> <input type="checkbox"/> <input type="checkbox"/> <input type="checkbox"/>	<input type="checkbox"/> <input type="checkbox"/> <input type="checkbox"/> <input type="checkbox"/>	<input type="checkbox"/> <input type="checkbox"/> <input type="checkbox"/> <input type="checkbox"/>	<input type="checkbox"/> <input type="checkbox"/> <input type="checkbox"/> <input type="checkbox"/>	<input type="checkbox"/> <input type="checkbox"/> <input type="checkbox"/> <input type="checkbox"/>	<input type="checkbox"/> <input type="checkbox"/> <input type="checkbox"/> <input type="checkbox"/>	<input type="checkbox"/> <input type="checkbox"/> <input type="checkbox"/> <input type="checkbox"/>	<input type="checkbox"/> <input type="checkbox"/> <input type="checkbox"/> <input type="checkbox"/>	<input type="checkbox"/> <input type="checkbox"/> <input type="checkbox"/> <input type="checkbox"/>		85.4#	\$ 898	\$ 25	\$ 170	
	30 x 42”	PLRT3042H42	<input type="checkbox"/> <input type="checkbox"/> <input type="checkbox"/> <input type="checkbox"/>	<input type="checkbox"/> <input type="checkbox"/> <input type="checkbox"/> <input type="checkbox"/>	<input type="checkbox"/> <input type="checkbox"/> <input type="checkbox"/> <input type="checkbox"/>	<input type="checkbox"/> <input type="checkbox"/> <input type="checkbox"/> <input type="checkbox"/>	<input type="checkbox"/> <input type="checkbox"/> <input type="checkbox"/> <input type="checkbox"/>	<input type="checkbox"/> <input type="checkbox"/> <input type="checkbox"/> <input type="checkbox"/>	<input type="checkbox"/> <input type="checkbox"/> <input type="checkbox"/> <input type="checkbox"/>	<input type="checkbox"/> <input type="checkbox"/> <input type="checkbox"/> <input type="checkbox"/>	<input type="checkbox"/> <input type="checkbox"/> <input type="checkbox"/> <input type="checkbox"/>	<input type="checkbox"/> <input type="checkbox"/> <input type="checkbox"/> <input type="checkbox"/>		91.9#	938	25	170	
	30 x 48”	PLRT3048H42	<input type="checkbox"/> <input type="checkbox"/> <input type="checkbox"/> <input type="checkbox"/>	<input type="checkbox"/> <input type="checkbox"/> <input type="checkbox"/> <input type="checkbox"/>	<input type="checkbox"/> <input type="checkbox"/> <input type="checkbox"/> <input type="checkbox"/>	<input type="checkbox"/> <input type="checkbox"/> <input type="checkbox"/> <input type="checkbox"/>	<input type="checkbox"/> <input type="checkbox"/> <input type="checkbox"/> <input type="checkbox"/>	<input type="checkbox"/> <input type="checkbox"/> <input type="checkbox"/> <input type="checkbox"/>	<input type="checkbox"/> <input type="checkbox"/> <input type="checkbox"/> <input type="checkbox"/>	<input type="checkbox"/> <input type="checkbox"/> <input type="checkbox"/> <input type="checkbox"/>	<input type="checkbox"/> <input type="checkbox"/> <input type="checkbox"/> <input type="checkbox"/>	<input type="checkbox"/> <input type="checkbox"/> <input type="checkbox"/> <input type="checkbox"/>		98.5#	938	25	170	
	30 x 54”	PLRT3054H42	<input type="checkbox"/> <input type="checkbox"/> <input type="checkbox"/> <input type="checkbox"/>	<input type="checkbox"/> <input type="checkbox"/> <input type="checkbox"/> <input type="checkbox"/>	<input type="checkbox"/> <input type="checkbox"/> <input type="checkbox"/> <input type="checkbox"/>	<input type="checkbox"/> <input type="checkbox"/> <input type="checkbox"/> <input type="checkbox"/>	<input type="checkbox"/> <input type="checkbox"/> <input type="checkbox"/> <input type="checkbox"/>	<input type="checkbox"/> <input type="checkbox"/> <input type="checkbox"/> <input type="checkbox"/>	<input type="checkbox"/> <input type="checkbox"/> <input type="checkbox"/> <input type="checkbox"/>	<input type="checkbox"/> <input type="checkbox"/> <input type="checkbox"/> <input type="checkbox"/>	<input type="checkbox"/> <input type="checkbox"/> <input type="checkbox"/> <input type="checkbox"/>	<input type="checkbox"/> <input type="checkbox"/> <input type="checkbox"/> <input type="checkbox"/>		105.1#	988	25	170	
	30 x 60”	PLRT3060H42	<input type="checkbox"/> <input type="checkbox"/> <input type="checkbox"/> <input type="checkbox"/>	<input type="checkbox"/> <input type="checkbox"/> <input type="checkbox"/> <input type="checkbox"/>	<input type="checkbox"/> <input type="checkbox"/> <input type="checkbox"/> <input type="checkbox"/>	<input type="checkbox"/> <input type="checkbox"/> <input type="checkbox"/> <input type="checkbox"/>	<input type="checkbox"/> <input type="checkbox"/> <input type="checkbox"/> <input type="checkbox"/>	<input type="checkbox"/> <input type="checkbox"/> <input type="checkbox"/> <input type="checkbox"/>	<input type="checkbox"/> <input type="checkbox"/> <input type="checkbox"/> <input type="checkbox"/>	<input type="checkbox"/> <input type="checkbox"/> <input type="checkbox"/> <input type="checkbox"/>	<input type="checkbox"/> <input type="checkbox"/> <input type="checkbox"/> <input type="checkbox"/>	<input type="checkbox"/> <input type="checkbox"/> <input type="checkbox"/> <input type="checkbox"/>		111.6#	1002	25	170	
	30 x 66”	PLRT3066H42	<input type="checkbox"/> <input type="checkbox"/> <input type="checkbox"/> <input type="checkbox"/>	<input type="checkbox"/> <input type="checkbox"/> <input type="checkbox"/> <input type="checkbox"/>	<input type="checkbox"/> <input type="checkbox"/> <input type="checkbox"/> <input type="checkbox"/>	<input type="checkbox"/> <input type="checkbox"/> <input type="checkbox"/> <input type="checkbox"/>	<input type="checkbox"/> <input type="checkbox"/> <input type="checkbox"/> <input type="checkbox"/>	<input type="checkbox"/> <input type="checkbox"/> <input type="checkbox"/> <input type="checkbox"/>	<input type="checkbox"/> <input type="checkbox"/> <input type="checkbox"/> <input type="checkbox"/>	<input type="checkbox"/> <input type="checkbox"/> <input type="checkbox"/> <input type="checkbox"/>	<input type="checkbox"/> <input type="checkbox"/> <input type="checkbox"/> <input type="checkbox"/>	<input type="checkbox"/> <input type="checkbox"/> <input type="checkbox"/> <input type="checkbox"/>		121.9#	1052	25	170	
	30 x 72”	PLRT3072H42	<input type="checkbox"/> <input type="checkbox"/> <input type="checkbox"/> <input type="checkbox"/>	<input type="checkbox"/> <input type="checkbox"/> <input type="checkbox"/> <input type="checkbox"/>	<input type="checkbox"/> <input type="checkbox"/> <input type="checkbox"/> <input type="checkbox"/>	<input type="checkbox"/> <input type="checkbox"/> <input type="checkbox"/> <input type="checkbox"/>	<input type="checkbox"/> <input type="checkbox"/> <input type="checkbox"/> <input type="checkbox"/>	<input type="checkbox"/> <input type="checkbox"/> <input type="checkbox"/> <input type="checkbox"/>	<input type="checkbox"/> <input type="checkbox"/> <input type="checkbox"/> <input type="checkbox"/>	<input type="checkbox"/> <input type="checkbox"/> <input type="checkbox"/> <input type="checkbox"/>	<input type="checkbox"/> <input type="checkbox"/> <input type="checkbox"/> <input type="checkbox"/>	<input type="checkbox"/> <input type="checkbox"/> <input type="checkbox"/> <input type="checkbox"/>		128.5#	1052	25	170	
		A	B	C	D	E	F	G	H	I	J	K						

HOW TO ORDER

Indicate the following information on order form:

- Quantity of each item.
- Model number, including options. See “How To Build a Model Number”.
- Any special service required.

Note:

- The ☐ indicates that a choice is required.
- The absence of the ☐ indicates that no choice is required.
- Alpha-numeric characters in place of ☐ indicate that no other alternatives are available.

HOW TO BUILD A MODEL NUMBER

- A**Select basic model.
- B**Select edge style.
74P - 74P edge
- C**Select power option.
NNN - No grommets, power or wire management/No cutouts
WMO - Wire management only-no cutouts; add \$66
MD1 - Module, Dean in-surface w/USB-A/C (1) ; add \$354
MB1 - Module, Dubbel under-surface w/ dual USB-A/C (1); add \$264
MA1 - Module, Nacre pop-up w/USB-A/C (1); add \$420
MO1 - Module, Node in-surface w/USB-A/C (1) ; add \$264
GA1 - Grommet, Nacre (1); add \$209
GD1 - Grommet, Dean (1); add \$209
G01 - Grommet, Node (1); add \$144
CORD LENGTH: 9’ or 15’ is optional on all module options.
- D**Select modesty panel.
NMP - No modesty panel
PMP - Polyester felt modesty panel; add \$265
- E**Select edge color.
Refer to the **Product Color Options** page in this price list.
Edge color offerings are based on edge style selections.
- F**Select surface finish.
Refer to the **Product Color Options** page in this price list.
- G**Select leg finish.
Refer to the **Product Color Options** page in this price list.
- H**Select grommet/module color.
- WIRE MANAGEMENT:** All options except NNN include vertical and horizontal wire management.

Refer to the **Product Color Options** page in this price list.

- I**Select modesty panel color.
Refer to the **Product Color Options** page in this price list.
- J**Select base.
CST - Casters
GLD - Glides
Casters=2 locking/2 non-locking, black wheel, silver hub
- K**Select Cord Length (feet).
15 - 15’ cord length
9 - 9’ cord length

FINISH INFORMATION

Additional Laminate Offering

KI offers laminates beyond those offered in the standard offering. Laminates that are currently available in the program can be viewed in KI product specification tools. Requests to add laminates to the program can be submitted via the product modification request process. Please note, requests to add laminates to the program must include the laminate manufacturer’s name, color/pattern number, and finish code. Edge options are limited to standard edge colors. If a matching edge is required, this will need to be requested through the product modification request process and may be subject to additional costs. Due to varying manufacturing processes and quality issues with some laminates, some requests may be denied. Extended lead times and minimum order quantities may apply on orders containing special laminates. Contact the product modification team for questions or additional information regarding special laminates and pricing.

Color Match

KI offers the additional option of color matching paint, polypropylene, or wood stain through Product Modification Requests. Contact customer service for details.

SPECIAL SERVICES

Special Carton Marking

With specially marked information N/C

Shipping

Ships **knocked down, FOB Bonduel, WI 54107, freight prepaid.** Freight class 125.

Specifications and prices are subject to change without prior notice.

Pillar™ Tables

Rectangular - 42" High, 36" Deep



Pillar™ Tables

Rectangular - 42" High, 36" Deep

[illegible]

HOW TO ORDER

Indicate the following information on order form:

1. Quantity of each item.
2. Model number, including options. See "How To Build a Model Number".
3. Any special service required.

Note: • The ☐ indicates that a choice is required.

- The absence of the ☐ indicates that no choice is required.
- Alpha-numeric characters in place of ☐ indicate that no other alternatives are available.

HOW TO BUILD A MODEL NUMBER

- A** Select basic model.
- B** Select edge style.
74P - 74P edge
- C** Select power option.
- NNN** - No grommets, power or wire management/No cutouts
- WMO** - Wire management only-no cutouts; add \$66
- MD1** - Module, Dean in-surface w/USB-A/C (1) ; add \$354
- MB1** - Module, Dubbel under-surface w/ dual USB-A/C (1); add \$264
- MA1** - Module, Nacre pop-up w/USB-A/C (1); add \$420
- MO1** - Module, Node in-surface w/USB-A/C (1) ; add \$264
- GA1** - Grommet, Nacre (1); add \$209
- GD1** - Grommet, Dean (1); add \$209
- GO1** - Grommet, Node (1); add \$144

CORD LENGTH: 9' or 15' is optional on all module options.

WIRE MANAGEMENT: All options except NNN include vertical and horizontal wire management.

- D** Select modesty panel.
- | | |
|------------|---|
| NMP | - No modesty panel |
| PMP | - Polyester felt modesty panel; add \$265 |
- E** Select edge color.
- Refer to the **Product Color Options** page in this price list.
- Edge color offerings are based on edge style selections.
- F** Select surface finish.
- Refer to the **Product Color Options** page in this price list.
- G** Select leg finish.
- Refer to the **Product Color Options** page in this price list.
- H** Select grommet/module color.

Refer to the **Product Color Options** page in this price list.

- I** Select modesty panel color.
Refer to the **Product Color Options** page in this price list.
- J** Select base.
- | | |
|------------|-----------|
| CST | - Casters |
| GLD | - Glides |
- Casters=2 locking/2 non-locking, black wheel, silver hub
- K** Select Cord Length (feet).
- | | |
|-----------|-------------------|
| 15 | - 15' cord length |
| 9 | - 9' cord length |

FINISH INFORMATION

Additional Laminate Offering

KI offers laminates beyond those offered in the standard offering. Laminates that are currently available in the program can be viewed in KI product specification tools. Requests to add laminates to the program can be submitted via the product modification request process. Please note, requests to add laminates to the program must include the laminate manufacturer's name, color/pattern number, and finish code. Edge options are limited to standard edge colors. If a matching edge is required, this will need to be requested through the product modification request process and may be subject to additional costs. Due to varying manufacturing processes and quality issues with some laminates, some requests may be denied. Extended lead times and minimum order quantities may apply on orders containing special laminates. Contact the product modification team for questions or additional information regarding special laminates and pricing.

Color Match

KI offers the additional option of color matching paint, polypropylene, or wood stain through Product Modification Requests. Contact customer service for details.

SPECIAL SERVICES

Special Carton Marking

With specially marked information	N/C
-----------------------------------	-----

Shipping

Ships knocked down, FOB Bonduel, WI 54107, freight prepaid. Freight class 125.

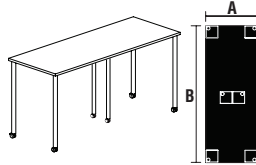
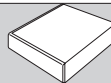
Specifications and prices are subject to change without prior notice.

Pillar™ Tables

Large Rectangular - 42” High, 36” Deep

Pillar™ Tables

Large Rectangular - 42” High, 36” Deep

			MODEL NUMBER															
	Features	A x B	Basic Model	Edge Style	Power Option	Modesty Panel	Edge Color	Surface Finish	Leg Finish	Grommet/Module Color	Base	Cord (feet)		Approx. Packaged Weight	74P Edge (74P)		Laminate Grade 2 add to list price	Laminate Grade 3 add to list price
<p>PLRT</p> <p>Rectangular Tables - 36”D</p> <ul style="list-style-type: none">• Tables are designed for maximum leg spacing• Glides and casters are not interchangeable without changing the height of the table• Vertical and horizontal wire management are included automatically when power options are specified• Gangers ordered separately• Post Leg at 42” high	6 Legs	36 x 84”	PLRT3684H42	<input type="checkbox"/> <input type="checkbox"/> <input type="checkbox"/>	<input type="checkbox"/> <input type="checkbox"/> <input type="checkbox"/>	NMP	<input type="checkbox"/> <input type="checkbox"/> <input type="checkbox"/>	<input type="checkbox"/> <input type="checkbox"/>	<input type="checkbox"/> <input type="checkbox"/>	<input type="checkbox"/> <input type="checkbox"/> <input type="checkbox"/>	<input type="checkbox"/> <input type="checkbox"/> <input type="checkbox"/>	<input type="checkbox"/> <input type="checkbox"/>		165.3#	\$ 1702		\$ 70	\$ 450
	6 Legs	36 x 96”	PLRT3696H42	<input type="checkbox"/> <input type="checkbox"/> <input type="checkbox"/>	<input type="checkbox"/> <input type="checkbox"/> <input type="checkbox"/>	NMP	<input type="checkbox"/> <input type="checkbox"/> <input type="checkbox"/>	<input type="checkbox"/> <input type="checkbox"/>	<input type="checkbox"/> <input type="checkbox"/>	<input type="checkbox"/> <input type="checkbox"/> <input type="checkbox"/>	<input type="checkbox"/> <input type="checkbox"/> <input type="checkbox"/>	<input type="checkbox"/> <input type="checkbox"/>		181.0#	1702		70	450
			A	B	C	D	E	F	G	H	I	J						

HOW TO ORDER

Indicate the following information on order form:

1. Quantity of each item.
2. Model number, including options. See “How To Build a Model Number”.
3. Any special service required.

Note:

- The ☐ indicates that a choice is required.
- The absence of the ☐ indicates that no choice is required.
- Alpha-numeric characters in place of ☐ indicate that no other alternatives are available.

HOW TO BUILD A MODEL NUMBER

- A** Select basic model.
- B** Select edge style.
74P - 74P edge
- C** Select power option.
NNN - No grommets, power or wire management/No cutouts
WMO - Wire management only-no cutouts; add \$66
MA2 - Modules, Nacre pop-up w/USB-A/C (2); add \$839
MB2 - Modules, Dubbel under-surface w/ dual USB-A/C (2); add \$528
MD2 - Modules, Dean in-surface w/USB-A/C (2) ; add \$707
MO2 - Modules, Node in-surface w/USB-A/C (2); add \$528
GA2 - Grommets, Nacre (2); add \$408
GD2 - Grommets, Dean (2); add \$408
GO2 - Grommets, Node (2); add \$276

CORD LENGTH: 9' or 15' is optional on all module options.

WIRE MANAGEMENT: All options except NNN include vertical and horizontal wire management.

- D** Select modesty panel.
NMP - No modesty panel
- E** Select edge color.
Refer to the **Product Color Options** page in this price list.
Edge color offerings are based on edge style selections.
- F** Select surface finish.
- G** Select leg finish.
Refer to the **Product Color Options** page in this price list.
- H** Select grommet/module color.
Refer to the **Product Color Options** page in this price list.

- I** Select base.
CST - Casters
GLD - Glides
Casters=2 locking/4 non-locking, black wheel, silver hub
- J** Select Cord Length (feet).
15 - 15' cord length
9 - 9' cord length

FINISH INFORMATION

Additional Laminate Offering

KI offers laminates beyond those offered in the standard offering. Laminates that are currently available in the program can be viewed in KI product specification tools. Requests to add laminates to the program can be submitted via the product modification request process. Please note, requests to add laminates to the program must include the laminate manufacturer's name, color/pattern number, and finish code. Edge options are limited to standard edge colors. If a matching edge is required, this will need to be requested through the product modification request process and may be subject to additional costs. Due to varying manufacturing processes and quality issues with some laminates, some requests may be denied. Extended lead times and minimum order quantities may apply on orders containing special laminates. Contact the product modification team for questions or additional information regarding special laminates and pricing.

Color Match

KI offers the additional option of color matching paint, polypropylene, or wood stain through Product Modification Requests. Contact customer service for details.

SPECIAL SERVICES

Special Carton Marking

With specially marked information N/C

Shipping

Ships **knocked down, FOB Bonduel, WI 54107, freight prepaid.** Freight class 125.

Specifications and prices are subject to change without prior notice.

<div> <div>HOW TO ORDER</div> <div> <p>Indicate the following information on order form:</p> <ol style="list-style-type: none"> Quantity of each item. Model number, including options. See “How To Build a Model Number”. Any special service required. </div> <div> <p>Note: • The <input type="checkbox"/> indicates that a choice is required.</p> <ul style="list-style-type: none"> The absence of the <input type="checkbox"/> indicates that no choice is required. Alpha-numeric characters in place of <input type="checkbox"/> indicate that no other alternatives are available. </div> </div>	<div> <div>HOW TO BUILD A MODEL NUMBER</div> <div> <div> <div>ASelect basic model.</div> <div> <div></div> <div></div> </div> </div> <div> <div>BSelect edge style.</div> <div> <div>74P</div> <div>- 74P edge</div> </div> </div> <div> <div>CSelect power option.</div> <div> <div>NNN</div> <div>- No grommets, power or wire management/No cutouts</div> <div>WMO</div> <div>- Wire management only-no cutouts; add \$66</div> <div>MD1</div> <div>- Module, Dean in-surface w/USB-A/C (1) ; add \$354</div> <div>MB1</div> <div>- Module, Dubbel under-surface w/ dual USB-A/C (1); add \$264</div> <div>MA1</div> <div>- Module, Nacre pop-up w/USB-A/C (1); add \$420</div> <div>MO1</div> <div>- Module, Node in-surface w/USB-A/C (1) ; add \$264</div> <div>GA1</div> <div>- Grommet, Nacre (1); add \$209</div> <div>GD1</div> <div>- Grommet, Dean (1); add \$209</div> <div>GO1</div> <div>- Grommet, Node (1); add \$144</div> </div> </div> </div> </div>	<div> <div>WIRE MANAGEMENT: All options except NNN include vertical and horizontal wire management.</div> <div> <div>DSelect modesty panel.</div> <div> <div>NMP</div> <div>- No modesty panel</div> <div>PMP</div> <div>- Polyester felt modesty panel; add \$182</div> </div> </div> <div> <div>ESelect edge color.</div> <div> <p>Refer to the Product Color Options page in this price list.</p> <p>Edge color offerings are based on edge style selections.</p> </div> </div> <div> <div>FSelect surface finish.</div> <div> <p>Refer to the Product Color Options page in this price list.</p> </div> </div> <div> <div>GSelect leg finish.</div> <div> <p>Refer to the Product Color Options page in this price list.</p> </div> </div> <div> <div>HSelect grommet/module color.</div> </div> </div>	<div> <div>Refer to the Product Color Options page in this price list.</div> <div> <div>ISelect modesty panel color.</div> <div> <p>Refer to the Product Color Options page in this price list.</p> </div> </div> <div> <div>JSelect base.</div> <div> <div>CST</div> <div>- Casters</div> <div>GLD</div> <div>- Glides</div> <div>Casters=2 locking/2 non-locking, black wheel, silver hub</div> </div> </div> <div> <div>KSelect Cord Length (feet).</div> <div> <div>15</div> <div>- 15’ cord length</div> <div>9</div> <div>- 9’ cord length</div> </div> </div> </div>		<div> <div>FINISH INFORMATION</div> <div> <div>Additional Laminate Offering</div> <div> <p>KI offers laminates beyond those offered in the standard offering. Laminates that are currently available in the program can be viewed in KI product specification tools. Requests to add laminates to the program can be submitted via the product modification request process. Please note, requests to add laminates to the program must include the laminate manufacturer's name, color/pattern number, and finish code. Edge options are limited to standard edge colors. If a matching edge is required, this will need to be requested through the product modification request process and may be subject to additional costs. Due to varying manufacturing processes and quality issues with some laminates, some requests may be denied. Extended lead times and minimum order quantities may apply on orders containing special laminates. Contact the product modification team for questions or additional information regarding special laminates and pricing.</p> </div> </div> </div>	<div> <div>Color Match</div> <div> <p>KI offers the additional option of color matching paint, polypropylene, or wood stain through Product Modification Requests. Contact customer service for details.</p> </div> </div>	<div> <div>SPECIAL SERVICES</div> <div> <div>Special Carton Marking</div> <div> <p>With specially marked information</p> <p>N/C</p> </div> </div> <div> <div>Shipping</div> <div> <p>Ships knocked down, FOB Bonduel, WI 54107, freight prepaid. Freight class 125.</p> </div> </div> <div> <p>Specifications and prices are subject to change without prior notice.</p> </div> </div>
---	---	---	--	--	---	--	---

Indicate the following information on order form:

1. Quantity of each item.
2. Model number, including options. See "How To Build a Model Number".
3. Any special service required.

- The ☐ indicates that a choice is required.
- The absence of the ☐ indicates that no choice is required.
- Alpha-numeric characters in place of ☐ indicate that no other alternatives are available.

A	Select basic model.
B	Select edge style. 74P - 74P edge
C	Select power option. NNN - No grommets, power or wire management/No cutouts WMO - Wire management only-no cutouts; add \$66 MD1 - Module, Dean in-surface w/USB-A/C (1); add \$354 MB1 - Module, Dubble under-surface w/ dual USB-A/C (1); add \$264 MA1 - Module, Nacre pop-up w/USB-A/C (1); add \$420 MO1 - Module, Node in-surface w/USB-A/C (1); add \$264 GA1 - Grommet, Dean (1); add \$209 GD1 - Grommet, Dean (1); add \$209 GO1 - Grommet, Node (1); add \$144

CORD LENGTH: 9' or 15' is optional on all module options.

WIRE MANAGEMENT: All options except NNN include vertical and horizontal wire management.

- D** Select modesty panel.
- | | |
|------------|---|
| NMP | - No modesty panel |
| PMP | - Polyester felt modesty panel; add \$182 |
- E** Select edge color.
Refer to the **Product Color Options** page in this price list.
Edge color offerings are based on edge style selections.
- F** Select surface finish.
Refer to the **Product Color Options** page in this price list.
- G** Select leg finish.
Refer to the **Product Color Options** page in this price list.
- H** Select grommet/module color.

Refer to the **Product Color Options** page in this price list.

- I** Select modesty panel color.
Refer to the **Product Color Options** page in this price list.
- J** Select base.
- | | |
|------------|-----------|
| CST | - Casters |
| GLD | - Glides |
- Casters=2 locking/2 non-locking, black wheel, silver hub
- K** Select Cord Length (feet).
- | | |
|-----------|-------------------|
| 15 | - 15' cord length |
| 9 | - 9' cord length |

Additional Laminate Offering

KI offers laminates beyond those offered in the standard offering. Laminates that are currently available in the program can be viewed in KI product specification tools. Requests to add laminates to the program can be submitted via the product modification request process. Please note, requests to add laminates to the program must include the laminate manufacturer's name, color/pattern number, and finish code. Edge options are limited to standard edge colors. If a matching edge is required, this will need to be requested through the product modification request process and may be subject to additional costs. Due to varying manufacturing processes and quality issues with some laminates, some requests may be denied. Extended lead times and minimum order quantities may apply on orders containing special laminates. Contact the product modification team for questions or additional information regarding special laminates and pricing.

KI offers the additional option of color matching paint, polypropylene, or wood stain through Product Modification Requests. Contact customer service for details.

Special Carton Marking

With specially marked information N/C

Shipping

Ships knocked down, FOB Bonduel, WI 54107, freight prepaid. Freight class 125.

Specifications and prices are subject to change without prior notice.

Indicate the following information on order form:

1. Quantity of each item.
2. Model number, including options. See "How To Build a Model Number".
3. Any special service required.

- The absence of the ☐ indicates that no choice is required.

- Alpha-numeric characters in place of □ indicate that no other alternatives are available.

A Select basic model.

B Select edge style.
74P - 74P edge

C Select power option.

NNN - No grommets, power or wire management/No cutouts

WMO - Wire management only-no cutouts; add \$66

MD1 - Module, Dean in-surface w/USB-A/C (1); add \$354

MB1 - Module, Dubble under-surface w/ dual USB-A/C (1); add \$264

MA1 - Module, Nacre pop-up w/USB-A/C (1); add \$420

MO1 - Module, Node in-surface w/USB-A/C (1); add \$264

GA1 - Grommet, Nacre (1); add \$209

GD1 - Grommet, Dean (1); add \$209

GO1 - Grommet, Node (1); add \$144

CORD LENGTH: 9' or 15' is optional on all module options.

WIRE MANAGEMENT: All options except NNN include vertical and horizontal wire management.

- D** Select modesty panel.
- | | |
|------------|---|
| NMP | - No modesty panel |
| PMP | - Polyester felt modesty panel; add \$265 |

- E** Select edge color.
Refer to the **Product Color Options** page in this price list.
Edge color offerings are based on edge style selections.

- F** Select surface finish.
Refer to the **Product Color Options** page in this price list.

- G** Select leg finish.
Refer to the **Product Color Options** page in this price list.

- H** Select grommet/module color.

Refer to the **Product Color Options** page in this price list.

- 1** Select modesty panel color.
Refer to the **Product Color Options** page in this price list.

- J** Select base.
- | | |
|------------|-----------|
| CST | - Casters |
| GLD | - Glides |
- Casters=2 locking/2 non-locking, black wheel,
silver hub

- K** Select Cord Length (feet).
- | | |
|-----------|-------------------|
| 15 | - 15' cord length |
| 9 | - 9' cord length |

Additional Laminate Offering

KI offers laminates beyond those offered in the standard offering. Laminates that are currently available in the program can be viewed in KI product specification tools. Requests to add laminates to the program can be submitted via the product modification request process. Please note, requests to add laminates to the program must include the laminate manufacturer's name, color/pattern number, and finish code. Edge options are limited to standard edge colors. If a matching edge is required, this will need to be requested through the product modification request process and may be subject to additional costs. Due to varying manufacturing processes and quality issues with some laminates, some requests may be denied. Extended lead times and minimum order quantities may apply on orders containing special laminates. Contact the product modification team for questions or additional information regarding special laminates and pricing.

KI offers the additional option of color matching paint, polypropylene, or wood stain through Product Modification Requests. Contact customer service for details.

Special Carton Marking

With specially marked information N/C

Shipping

Ships knocked down, FOB Bonduel, WI 54107, freight prepaid. Freight class 125.

Specifications and prices are subject to change without prior notice.

The diagram illustrates a reduction table with two views. The top view shows a rectangular table with four legs, with dimensions A (left-side depth), B (table-width), and C (right-side depth) indicated. The side view shows the table's profile, with dimension B indicating the height of the table. The table is shown in a perspective view on the left and a top-down view on the right.

30 x 36
30 x 48
30 x 60
30 x 72

PLRN

Reduction Tables - 30-36"D

- 6" difference between short & long end
- Table dimensions are specified 'left-side depth (A)', 'table-width (B)', 'right-side depth (C)'
- Glides/casters not interchangeable without changing the height of table
- Vertical/horizontal wire management included automatically when power option specified
- Gangers ordered separately
- Post Leg at 36" high

[illegible]

Indicate the following information on order form:

1. Quantity of each item.
2. Model number, including options. See "How To Build a Model Number".
3. Any special service required.

Note:

- The ☐ indicates that a choice is required.
- The absence of the ☐ indicates that no choice is required.
- Alpha-numeric characters in place of ☐ indicate that no other alternatives are available.

A Select basic model.

B Select edge style.
74P - 74P edge

C Select power option.

NNN	- No grommets, power or wire management/No cutouts
WMO	- Wire management only-no cutouts; add \$66
MD1	- Module, Dean in-surface w/USB-A/C (1); add \$354
MB1	- Module, Dubble under-surface w/ dual USB-A/C (1); add \$264
MA1	- Module, Nacre pop-up w/USB-A/C (1); add \$420
MO1	- Module, Node in-surface w/USB-A/C (1); add \$264
GA1	- Grommet, Nacre (1); add \$209
GD1	- Grommet, Dean (1); add \$209
GO1	- Grommet, Node (1); add \$144

CORD LENGTH: 9' or 15' is optional on all module options.

WIRE MANAGEMENT: All options except NNN include vertical and horizontal wire management.

- D** Select modesty panel.
- | | |
|------------|---|
| NMP | - No modesty panel |
| PMP | - Polyester felt modesty panel; add \$265 |
- E** Select edge color.
- Refer to the **Product Color Options** page in this price list.
- Edge color offerings are based on edge style selections.
- F** Select surface finish.
- Refer to the **Product Color Options** page in this price list.
- G** Select leg finish.
- Refer to the **Product Color Options** page in this price list.
- H** Select grommet/module color.

Refer to the **Product Color Options** page in this price list.

- I** Select modesty panel color.
Refer to the **Product Color Options** page in this price list.
- J** Select base.
- | | |
|------------|-----------|
| CST | - Casters |
| GLD | - Glides |
- Casters=2 locking/2 non-locking, black wheel, silver hub
- K** Select Cord Length (feet).
- | | |
|-----------|-------------------|
| 15 | - 15' cord length |
| 9 | - 9' cord length |

Additional Laminate Offering

KI offers laminates beyond those offered in the standard offering. Laminates that are currently available in the program can be viewed in KI product specification tools. Requests to add laminates to the program can be submitted via the product modification request process. Please note, requests to add laminates to the program must include the laminate manufacturer's name, color/pattern number, and finish code. Edge options are limited to standard edge colors. If a matching edge is required, this will need to be requested through the product modification request process and may be subject to additional costs. Due to varying manufacturing processes and quality issues with some laminates, some requests may be denied. Extended lead times and minimum order quantities may apply on orders containing special laminates. Contact the product modification team for questions or additional information regarding special laminates and pricing.

KI offers the additional option of color matching paint, polypropylene, or wood stain through Product Modification Requests. Contact customer service for details.

Special Carton Marking

With specially marked information N/C

Shipping

Ships knocked down, FOB Bonduel, WI 54107, freight prepaid. Freight class 125.

Specifications and prices are subject to change without prior notice.

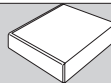
Pillar™ Tables

Reduction 42” High, 24-30” and 30-24” Deep



Pillar™ Tables

Reduction 42” High, 24-30” and 30-24” Deep

		MODEL NUMBER											<div></div>																																																																																																																																																																																																																																																																																																																																																																																																																																																																																																																																																																																																																																																																																																																																																																																																																																																																																																																																																																																																																																																																																																																																																																																																																																																																																																																																																			
		Basic Model	Edge Style	Power Option	Modesty Panel	Edge Color	Surface Finish	Leg Finish	Grommet/ Module Color	Polyester Modesty Panel Color	Base	Cord (feet)																																																																																																																																																																																																																																																																																																																																																																																																																																																																																																																																																																																																																																																																																																																																																																																																																																																																																																																																																																																																																																																																																																																																																																																																																																																																																																																																																				
A x B x C																																																																																																																																																																																																																																																																																																																																																																																																																																																																																																																																																																																																																																																																																																																																																																																																																																																																																																																																																																																																																																																																																																																																																																																																																																																																																																																																																																

HOW TO ORDER

- Indicate the following information on order form:
1. Quantity of each item.
 2. Model number, including options. See “How To Build a Model Number”.
 3. Any special service required.

Note: • The ☐ indicates that a choice is required.

- The absence of the ☐ indicates that no choice is required.
- Alpha-numeric characters in place of ☐ indicate that no other alternatives are available.

HOW TO BUILD A MODEL NUMBER

- A**Select basic model.
- B**Select edge style.
74P - 74P edge
- C**Select power option.
NNN - No grommets, power or wire management/No cutouts
WMO - Wire management only-no cutouts; add \$66
MD1 - Module, Dean in-surface w/USB-A/C (1) ; add \$354
MB1 - Module, Dubbel under-surface w/ dual USB-A/C (1); add \$264
MA1 - Module, Nacre pop-up w/USB-A/C (1); add \$420
MO1 - Module, Node in-surface w/USB-A/C (1) ; add \$264
GA1 - Grommet, Nacre (1); add \$209
GD1 - Grommet, Dean (1); add \$209
G01 - Grommet, Node (1); add \$144
- CORD LENGTH: 9' or 15' is optional on all module options.
- WIRE MANAGEMENT: All options except NNN include vertical and horizontal wire management.
- D**Select modesty panel.
NMP - No modesty panel
PMP - Polyester felt modesty panel; add \$265
- E**Select edge color.
Refer to the **Product Color Options** page in this price list.
Edge color offerings are based on edge style selections.
- F**Select surface finish.
Refer to the **Product Color Options** page in this price list.
- G**Select leg finish.
Refer to the **Product Color Options** page in this price list.
- H**Select grommet/module color.

Refer to the **Product Color Options** page in this price list.

- I**Select modesty panel color.
Refer to the **Product Color Options** page in this price list.
- J**Select base.
CST - Casters
GLD - Glides
Casters=2 locking/2 non-locking, black wheel, silver hub
- K**Select Cord Length (feet).
15 - 15' cord length
9 - 9' cord length

FINISH INFORMATION

Additional Laminate Offering

KI offers laminates beyond those offered in the standard offering. Laminates that are currently available in the program can be viewed in KI product specification tools. Requests to add laminates to the program can be submitted via the product modification request process. Please note, requests to add laminates to the program must include the laminate manufacturer's name, color/pattern number, and finish code. Edge options are limited to standard edge colors. If a matching edge is required, this will need to be requested through the product modification request process and may be subject to additional costs. Due to varying manufacturing processes and quality issues with some laminates, some requests may be denied. Extended lead times and minimum order quantities may apply on orders containing special laminates. Contact the product modification team for questions or additional information regarding special laminates and pricing.

Color Match

KI offers the additional option of color matching paint, polypropylene, or wood stain through Product Modification Requests. Contact customer service for details.

SPECIAL SERVICES

Special Carton Marking

With specially marked information N/C

Shipping
Ships **knocked down, FOB Bonduel, WI 54107, freight prepaid.** Freight class 125.

Specifications and prices are subject to change without prior notice.

HOW TO ORDER

Indicate the following information on order form:

1. Quantity of each item.

2. Model number, including options. See “How To Build a Model Number”.

3. Any special service required.

Note: • The ☐ indicates that a choice is required.

• The absence of the ☐ indicates that no choice is required.

• Alpha-numeric characters in place of ☐ indicate that no other alternatives are available.

HOW TO BUILD A MODEL NUMBER

A

Select basic model.

B

Select edge style.

74P

- 74P edge

G

Select power option.

NNN

- No grommets, power or wire management/No cutouts

WMO

- Wire management only-no cutouts; add \$66

MD1

- Module, Dean in-surface w/USB-A/C (1) ; add \$354

MB1

- Module, Dubbel under-surface w/ dual USB-A/C (1); add \$264

MA1

- Module, Nacre pop-up w/USB-A/C (1); add \$420

MO1

- Module, Node in-surface w/USB-A/C (1) ; add \$264

GA1

- Grommet, Nacre (1); add \$209

GD1

- Grommet, Dean (1); add \$209

GO1

- Grommet, Node (1); add \$144

CORD LENGTH: 9' or 15' is optional on all module options.

WIRE MANAGEMENT: All options except NNN include vertical and horizontal wire management.

D

Select modesty panel.

NMP

- No modesty panel

PMP

- Polyester felt modesty panel; add \$265

E

Select edge color.

Refer to the **Product Color Options** page in this price list.

Edge color offerings are based on edge style selections.

F

Select surface finish.

Refer to the **Product Color Options** page in this price list.

G

Select leg finish.

Refer to the **Product Color Options** page in this price list.

H

Select grommet/module color.

I

Select modesty panel color.

Refer to the **Product Color Options** page in this price list.

J

Select base.

CST

- Casters

GLD

- Glides

Casters=2 locking/2 non-locking, black wheel, silver hub

K

Select Cord Length (feet).

15

- 15' cord length

9

- 9' cord length

FINISH INFORMATION

Additional Laminate Offering

KI offers laminates beyond those offered in the standard offering. Laminates that are currently available in the program can be viewed in KI product specification tools. Requests to add laminates to the program can be submitted via the product modification request process. Please note, requests to add laminates to the program must include the laminate manufacturer's name, color/pattern number, and finish code. Edge options are limited to standard edge colors. If a matching edge is required, this will need to be requested through the product modification request process and may be subject to additional costs. Due to varying manufacturing processes and quality issues with some laminates, some requests may be denied. Extended lead times and minimum order quantities may apply on orders containing special laminates. Contact the product modification team for questions or additional information regarding special laminates and pricing.

SPECIAL SERVICES

Special Carton Marking

With specially marked information

N/C

Shipping

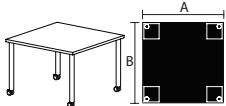
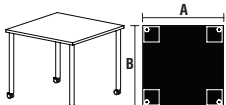
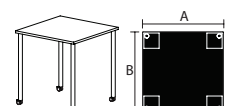
Ships **knocked down, FOB Bonduel, WI 54107, freight prepaid.** Freight class 125.

Specifications and prices are subject to change without prior notice.

Pillar™ Tables
Square - 29", 36", and 42" High



Pillar™ Tables
Square - 29", 36", and 42" High

		MODEL NUMBER								<div>Approx. Packaged Weight</div> <div>74P Edge (74P)</div> <div>Laminate Grade 2 add to list price</div> <div>Laminate Grade 3 add to list price</div>			
		Basic Model	Edge Style	Power Option	Modesty Panel	Edge Color	Surface Finish	Leg Finish	Base				
<div></div> <div>PLSR</div>	MODEL	A x B											
	Square Tables - 29"H	36 x 36"	PLSR36	<input type="checkbox"/> <input type="checkbox"/> <input type="checkbox"/>	NNN	NMP	<input type="checkbox"/> <input type="checkbox"/> <input type="checkbox"/>	<input type="checkbox"/> <input type="checkbox"/>	<input type="checkbox"/> <input type="checkbox"/>	<input type="checkbox"/> <input type="checkbox"/> <input type="checkbox"/>		84.0#	\$ 908
	<ul style="list-style-type: none">Tables are designed for maximum leg spacingGlides and casters are not interchangeable without changing the height of the table60" Square has a 5th leg in center of tableGangers ordered separatelyPost Leg at 29" high	42 x 42"	PLSR42	<input type="checkbox"/> <input type="checkbox"/> <input type="checkbox"/>	NNN	NMP	<input type="checkbox"/> <input type="checkbox"/> <input type="checkbox"/>	<input type="checkbox"/> <input type="checkbox"/>	<input type="checkbox"/> <input type="checkbox"/>	<input type="checkbox"/> <input type="checkbox"/> <input type="checkbox"/>		101.0#	1075
		48 x 48"	PLSR48	<input type="checkbox"/> <input type="checkbox"/> <input type="checkbox"/>	NNN	NMP	<input type="checkbox"/> <input type="checkbox"/> <input type="checkbox"/>	<input type="checkbox"/> <input type="checkbox"/>	<input type="checkbox"/> <input type="checkbox"/>	<input type="checkbox"/> <input type="checkbox"/> <input type="checkbox"/>		121.0#	1114
		60 x 60"	PLSR60	<input type="checkbox"/> <input type="checkbox"/> <input type="checkbox"/>	NNN	NMP	<input type="checkbox"/> <input type="checkbox"/> <input type="checkbox"/>	<input type="checkbox"/> <input type="checkbox"/>	<input type="checkbox"/> <input type="checkbox"/>	<input type="checkbox"/> <input type="checkbox"/> <input type="checkbox"/>		168.0#	1278
<div></div> <div>PLSR</div>	Square Tables - 36"H	36 x 36"	PLSR36H36	<input type="checkbox"/> <input type="checkbox"/> <input type="checkbox"/>	NNN	NMP	<input type="checkbox"/> <input type="checkbox"/> <input type="checkbox"/>	<input type="checkbox"/> <input type="checkbox"/>	<input type="checkbox"/> <input type="checkbox"/>	<input type="checkbox"/> <input type="checkbox"/> <input type="checkbox"/>		84.0#	\$ 941
	<ul style="list-style-type: none">Tables are designed for maximum leg spacingGlides and casters are not interchangeable without changing the height of the table60" Square has a 5th leg in center of tableGangers ordered separatelyPost Leg at 36" high	42 x 42"	PLSR42H36	<input type="checkbox"/> <input type="checkbox"/> <input type="checkbox"/>	NNN	NMP	<input type="checkbox"/> <input type="checkbox"/> <input type="checkbox"/>	<input type="checkbox"/> <input type="checkbox"/>	<input type="checkbox"/> <input type="checkbox"/>	<input type="checkbox"/> <input type="checkbox"/> <input type="checkbox"/>		101.0#	1106
		48 x 48"	PLSR48H36	<input type="checkbox"/> <input type="checkbox"/> <input type="checkbox"/>	NNN	NMP	<input type="checkbox"/> <input type="checkbox"/> <input type="checkbox"/>	<input type="checkbox"/> <input type="checkbox"/>	<input type="checkbox"/> <input type="checkbox"/>	<input type="checkbox"/> <input type="checkbox"/> <input type="checkbox"/>		121.0#	1147
		60 x 60"	PLSR60H36	<input type="checkbox"/> <input type="checkbox"/> <input type="checkbox"/>	NNN	NMP	<input type="checkbox"/> <input type="checkbox"/> <input type="checkbox"/>	<input type="checkbox"/> <input type="checkbox"/>	<input type="checkbox"/> <input type="checkbox"/>	<input type="checkbox"/> <input type="checkbox"/> <input type="checkbox"/>		168.0#	1311
<div></div> <div>PLSR</div>	Square Tables - 42"H	36 x 36"	PLSR36H42	<input type="checkbox"/> <input type="checkbox"/> <input type="checkbox"/>	NNN	NMP	<input type="checkbox"/> <input type="checkbox"/> <input type="checkbox"/>	<input type="checkbox"/> <input type="checkbox"/>	<input type="checkbox"/> <input type="checkbox"/>	<input type="checkbox"/> <input type="checkbox"/> <input type="checkbox"/>		93.0#	\$ 975
	<ul style="list-style-type: none">Tables are designed for maximum leg spacingGlides and casters are not interchangeable without changing the height of the table60" Square has a 5th leg in center of tableGangers ordered separatelyPost Leg at 42" high	42 x 42"	PLSR42H42	<input type="checkbox"/> <input type="checkbox"/> <input type="checkbox"/>	NNN	NMP	<input type="checkbox"/> <input type="checkbox"/> <input type="checkbox"/>	<input type="checkbox"/> <input type="checkbox"/>	<input type="checkbox"/> <input type="checkbox"/>	<input type="checkbox"/> <input type="checkbox"/> <input type="checkbox"/>		110.0#	1137
		48 x 48"	PLSR48H42	<input type="checkbox"/> <input type="checkbox"/> <input type="checkbox"/>	NNN	NMP	<input type="checkbox"/> <input type="checkbox"/> <input type="checkbox"/>	<input type="checkbox"/> <input type="checkbox"/>	<input type="checkbox"/> <input type="checkbox"/>	<input type="checkbox"/> <input type="checkbox"/> <input type="checkbox"/>		130.0#	1180
		60 x 60"	PLSR60H42	<input type="checkbox"/> <input type="checkbox"/> <input type="checkbox"/>	NNN	NMP	<input type="checkbox"/> <input type="checkbox"/> <input type="checkbox"/>	<input type="checkbox"/> <input type="checkbox"/>	<input type="checkbox"/> <input type="checkbox"/>	<input type="checkbox"/> <input type="checkbox"/> <input type="checkbox"/>		177.0#	1344
			A	B	C	D	E	F	G	H			

HOW TO ORDER

Indicate the following information on order form:

- Quantity of each item.
- Model number, including options. See "How To Build a Model Number".
- Any special service required.

Note:

- The ☐ indicates that a choice is required.
- The absence of the ☐ indicates that no choice is required.
- Alpha-numeric characters in place of ☐ indicate that no other alternatives are available.

HOW TO BUILD A MODEL NUMBER

- A**Select basic model.
- B**Select edge style.

74P- 74P edge
- C**Select power option.

NNN- No grommets, power or wire management/No cutouts
- D**Select modesty panel.

NMP- No modesty panel
- E**Select edge color.

Refer to the **Product Color Options** page in this price list.
Edge color offerings are based on edge style selections.
- F**Select surface finish.

Refer to the **Product Color Options** page in this price list.
- G**Select leg finish.

Refer to the **Product Color Options** page in this price list.

- H**Select base.

CST- Casters

GLD- Glides

Casters=2 locking/2 non-locking, black wheel, silver hub

FINISH INFORMATION

Additional Laminate Offering

KI offers laminates beyond those offered in the standard offering. Laminates that are currently available in the program can be viewed in KI product specification tools. Requests to add laminates to the program can be submitted via the product modification request process. Please note, requests to add laminates to the program must include the laminate manufacturer's name, color/pattern number, and finish code. Edge options are limited to standard edge colors. If a matching edge is required, this will need to be requested through the product modification request process and may be subject to additional costs. Due to varying manufacturing processes and quality issues with some laminates, some requests may be denied. Extended lead times and minimum order quantities may apply on orders containing special laminates. Contact the product modification team for questions or additional information regarding special laminates and pricing.

Color Match

KI offers the additional option of color matching paint, polypropylene, or wood stain through Product Modification Requests. Contact customer service for details.

SPECIAL SERVICES

Special Carton Marking

With specially marked informationN/C

Shipping

Ships **knocked down, FOB Bonduel, WI 54107, freight prepaid.** Freight class 125.

Specifications and prices are subject to change without prior notice.

Pillar™ Tables

Round - 29", 36", and 42" High



Pillar™ Tables

Round - 29", 36", and 42" High

		MODEL NUMBER								<div>Approx. Packaged Weight</div> <div>74P Edge (74P)</div> <div>Laminate Grade 2 add to list price</div> <div>Laminate Grade 3 add to list price</div>			
		Basic Model	Edge Style	Power Option	Modesty Panel	Edge Color	Surface Finish	Leg Finish	Base				
<div></div> <div>Round Tables - 29"H</div> <ul style="list-style-type: none">Tables are designed for maximum leg spacingGlides and casters are not interchangeable without changing the height of the tablePost Leg at 29" high	36" Dia	PLRD36	<input type="checkbox"/> <input type="checkbox"/> <input type="checkbox"/>	NNN	NMP	<input type="checkbox"/> <input type="checkbox"/> <input type="checkbox"/>	<input type="checkbox"/> <input type="checkbox"/>	<input type="checkbox"/> <input type="checkbox"/>	<input type="checkbox"/> <input type="checkbox"/> <input type="checkbox"/>	74.0#	\$ 977	\$ 35	\$ 225
	42" Dia	PLRD42	<input type="checkbox"/> <input type="checkbox"/> <input type="checkbox"/>	NNN	NMP	<input type="checkbox"/> <input type="checkbox"/> <input type="checkbox"/>	<input type="checkbox"/> <input type="checkbox"/>	<input type="checkbox"/> <input type="checkbox"/>	<input type="checkbox"/> <input type="checkbox"/> <input type="checkbox"/>	87.0#	1161	35	225
	48" Dia	PLRD48	<input type="checkbox"/> <input type="checkbox"/> <input type="checkbox"/>	NNN	NMP	<input type="checkbox"/> <input type="checkbox"/> <input type="checkbox"/>	<input type="checkbox"/> <input type="checkbox"/>	<input type="checkbox"/> <input type="checkbox"/>	<input type="checkbox"/> <input type="checkbox"/> <input type="checkbox"/>	103.0#	1243	35	225
	60" Dia	PLRD60	<input type="checkbox"/> <input type="checkbox"/> <input type="checkbox"/>	NNN	NMP	<input type="checkbox"/> <input type="checkbox"/> <input type="checkbox"/>	<input type="checkbox"/> <input type="checkbox"/>	<input type="checkbox"/> <input type="checkbox"/>	<input type="checkbox"/> <input type="checkbox"/> <input type="checkbox"/>	140.0#	1401	50	350
PLRD													
<div></div> <div>Round Tables - 36"H</div> <ul style="list-style-type: none">Tables are designed for maximum leg spacingGlides and casters are not interchangeable without changing the height of the tablePost Leg at 36" high	36" Dia	PLRD36H36	<input type="checkbox"/> <input type="checkbox"/> <input type="checkbox"/>	NNN	NMP	<input type="checkbox"/> <input type="checkbox"/> <input type="checkbox"/>	<input type="checkbox"/> <input type="checkbox"/>	<input type="checkbox"/> <input type="checkbox"/>	<input type="checkbox"/> <input type="checkbox"/> <input type="checkbox"/>	74.0#	\$ 1009	\$ 35	\$ 225
	42" Dia	PLRD42H36	<input type="checkbox"/> <input type="checkbox"/> <input type="checkbox"/>	NNN	NMP	<input type="checkbox"/> <input type="checkbox"/> <input type="checkbox"/>	<input type="checkbox"/> <input type="checkbox"/>	<input type="checkbox"/> <input type="checkbox"/>	<input type="checkbox"/> <input type="checkbox"/> <input type="checkbox"/>	87.0#	1194	35	225
	48" Dia	PLRD48H36	<input type="checkbox"/> <input type="checkbox"/> <input type="checkbox"/>	NNN	NMP	<input type="checkbox"/> <input type="checkbox"/> <input type="checkbox"/>	<input type="checkbox"/> <input type="checkbox"/>	<input type="checkbox"/> <input type="checkbox"/>	<input type="checkbox"/> <input type="checkbox"/> <input type="checkbox"/>	103.0#	1277	35	225
	60" Dia	PLRD60H36	<input type="checkbox"/> <input type="checkbox"/> <input type="checkbox"/>	NNN	NMP	<input type="checkbox"/> <input type="checkbox"/> <input type="checkbox"/>	<input type="checkbox"/> <input type="checkbox"/>	<input type="checkbox"/> <input type="checkbox"/>	<input type="checkbox"/> <input type="checkbox"/> <input type="checkbox"/>	140.0#	1434	50	350
PLRD													
<div></div> <div>Round Tables - 42"H</div> <ul style="list-style-type: none">Tables are designed for maximum leg spacingGlides and casters are not interchangeable without changing the height of the tablePost Leg at 42" high	36" Dia	PLRD36H42	<input type="checkbox"/> <input type="checkbox"/> <input type="checkbox"/>	NNN	NMP	<input type="checkbox"/> <input type="checkbox"/> <input type="checkbox"/>	<input type="checkbox"/> <input type="checkbox"/>	<input type="checkbox"/> <input type="checkbox"/>	<input type="checkbox"/> <input type="checkbox"/> <input type="checkbox"/>	83.0#	\$ 1042	\$ 35	\$ 225
	42" Dia	PLRD42H42	<input type="checkbox"/> <input type="checkbox"/> <input type="checkbox"/>	NNN	NMP	<input type="checkbox"/> <input type="checkbox"/> <input type="checkbox"/>	<input type="checkbox"/> <input type="checkbox"/>	<input type="checkbox"/> <input type="checkbox"/>	<input type="checkbox"/> <input type="checkbox"/> <input type="checkbox"/>	96.0#	1229	35	225
	48" Dia	PLRD48H42	<input type="checkbox"/> <input type="checkbox"/> <input type="checkbox"/>	NNN	NMP	<input type="checkbox"/> <input type="checkbox"/> <input type="checkbox"/>	<input type="checkbox"/> <input type="checkbox"/>	<input type="checkbox"/> <input type="checkbox"/>	<input type="checkbox"/> <input type="checkbox"/> <input type="checkbox"/>	112.0#	1310	35	225
	60" Dia	PLRD60H42	<input type="checkbox"/> <input type="checkbox"/> <input type="checkbox"/>	NNN	NMP	<input type="checkbox"/> <input type="checkbox"/> <input type="checkbox"/>	<input type="checkbox"/> <input type="checkbox"/>	<input type="checkbox"/> <input type="checkbox"/>	<input type="checkbox"/> <input type="checkbox"/> <input type="checkbox"/>	149.0#	1467	50	350
PLRD													
		A	B	C	D	E	F	G	H				

HOW TO ORDER

Indicate the following information on order form:

- Quantity of each item.
- Model number, including options. See "How To Build a Model Number".
- Any special service required.

Note:

- The ☐ indicates that a choice is required.
- The absence of the ☐ indicates that no choice is required.
- Alpha-numeric characters in place of ☐ indicate that no other alternatives are available.

HOW TO BUILD A MODEL NUMBER

- A**Select basic model.
- B**Select edge style.

74P - 74P edge
- C**Select power option.

NNN - No grommets, power or wire management/No cutouts
- D**Select modesty panel.

NMP - No modesty panel
- E**Select edge color.

Refer to the **Product Color Options** page in this price list.
Edge color offerings are based on edge style selections.
- F**Select surface finish.

Refer to the **Product Color Options** page in this price list.
- G**Select leg finish.

Refer to the **Product Color Options** page in this price list.

- H**Select base.

CST - Casters

GLD - Glides

Casters=2 locking/2 non-locking, black wheel, silver hub

FINISH INFORMATION

Additional Laminate Offering

KI offers laminates beyond those offered in the standard offering. Laminates that are currently available in the program can be viewed in KI product specification tools. Requests to add laminates to the program can be submitted via the product modification request process. Please note, requests to add laminates to the program must include the laminate manufacturer's name, color/pattern number, and finish code. Edge options are limited to standard edge colors. If a matching edge is required, this will need to be requested through the product modification request process and may be subject to additional costs. Due to varying manufacturing processes and quality issues with some laminates, some requests may be denied. Extended lead times and minimum order quantities may apply on orders containing special laminates. Contact the product modification team for questions or additional information regarding special laminates and pricing.

Color Match

KI offers the additional option of color matching paint, polypropylene, or wood stain through Product Modification Requests. Contact customer service for details.

SPECIAL SERVICES

Special Carton Marking

With specially marked information N/C

Shipping

Ships **knocked down, FOB Bonduel, WI 54107, freight prepaid.** Freight class 125.




Specifications and prices are subject to change without prior notice.

Pillar™ Tables

120 Degree - 29", 36", and 42" High

Pillar™ Tables

120 Degree - 29", 36", and 42" High

		MODEL NUMBER								<div> 74P Edge (74P)</div>						
		Basic Model	Edge Style	Power Option	Modesty Panel	Edge Color	Surface Finish	Leg Finish	Base							
MODEL	A															
<div> PL12</div>	120 Degree Tables - 29”H	24”	PL12024	<input type="checkbox"/> <input type="checkbox"/> <input type="checkbox"/>	NNN	NMP	<input type="checkbox"/> <input type="checkbox"/> <input type="checkbox"/>	<input type="checkbox"/> <input type="checkbox"/>	<input type="checkbox"/> <input type="checkbox"/>	<input type="checkbox"/> <input type="checkbox"/> <input type="checkbox"/>	101.0#	\$ 1266		\$ 25	\$ 170	
	<ul style="list-style-type: none">• Table dimension refers to the depth of the flat ends (A)• Tables are designed for maximum leg spacing• Glides and casters are not interchangeable without changing the height of the table• Gangers ordered separately• Post Leg at 29” high	30”	PL12030	<input type="checkbox"/> <input type="checkbox"/> <input type="checkbox"/>	NNN	NMP	<input type="checkbox"/> <input type="checkbox"/> <input type="checkbox"/>	<input type="checkbox"/> <input type="checkbox"/>	<input type="checkbox"/> <input type="checkbox"/>	<input type="checkbox"/> <input type="checkbox"/> <input type="checkbox"/>	138.0#	1692		50	350	
<div> PL12</div>	120 Degree Tables - 36”H	24”	PL12024H36	<input type="checkbox"/> <input type="checkbox"/> <input type="checkbox"/>	NNN	NMP	<input type="checkbox"/> <input type="checkbox"/> <input type="checkbox"/>	<input type="checkbox"/> <input type="checkbox"/>	<input type="checkbox"/> <input type="checkbox"/>	<input type="checkbox"/> <input type="checkbox"/> <input type="checkbox"/>	101.0#	\$ 1304		\$ 25	\$ 170	
	<ul style="list-style-type: none">• Table dimension refers to the depth of the flat ends (A)• Tables are designed for maximum leg spacing• Glides and casters are not interchangeable without changing the height of the table• Gangers ordered separately• Post Leg at 36” high	30”	PL12030H36	<input type="checkbox"/> <input type="checkbox"/> <input type="checkbox"/>	NNN	NMP	<input type="checkbox"/> <input type="checkbox"/> <input type="checkbox"/>	<input type="checkbox"/> <input type="checkbox"/>	<input type="checkbox"/> <input type="checkbox"/>	<input type="checkbox"/> <input type="checkbox"/> <input type="checkbox"/>	138.0#	1729		50	350	
<div> PL12</div>	120 Degree Tables - 42”H	24”	PL12024H42	<input type="checkbox"/> <input type="checkbox"/> <input type="checkbox"/>	NNN	NMP	<input type="checkbox"/> <input type="checkbox"/> <input type="checkbox"/>	<input type="checkbox"/> <input type="checkbox"/>	<input type="checkbox"/> <input type="checkbox"/>	<input type="checkbox"/> <input type="checkbox"/> <input type="checkbox"/>	110.0#	\$ 1340		\$ 25	\$ 170	
	<ul style="list-style-type: none">• Table dimension refers to the depth of the flat ends (A)• Tables are designed for maximum leg spacing• Glides and casters are not interchangeable without changing the height of the table• Gangers ordered separately• Post Leg at 42” high	30”	PL12030H42	<input type="checkbox"/> <input type="checkbox"/> <input type="checkbox"/>	NNN	NMP	<input type="checkbox"/> <input type="checkbox"/> <input type="checkbox"/>	<input type="checkbox"/> <input type="checkbox"/>	<input type="checkbox"/> <input type="checkbox"/>	<input type="checkbox"/> <input type="checkbox"/> <input type="checkbox"/>	147.0#	1764		50	350	
			A	B	C	D	E	F	G	H						

HOW TO ORDER

Indicate the following information on order form:

1. Quantity of each item.
2. Model number, including options. See “How To Build a Model Number”.
3. Any special service required.

Note:

- The ☐ indicates that a choice is required.
- The absence of the ☐ indicates that no choice is required.
- Alpha-numeric characters in place of ☐ indicate that no other alternatives are available.

HOW TO BUILD A MODEL NUMBER

- A**Select basic model.
- B**Select edge style.
74P - 74P edge
- C**Select power option.
NNN - No grommets, power or wire management/No cutouts
- D**Select modesty panel.
NMP - No modesty panel
- E**Select edge color.
Refer to the **Product Color Options** page in this price list.
Edge color offerings are based on edge style selections.
- F**Select surface finish.
Refer to the **Product Color Options** page in this price list.
- G**Select leg finish.

Refer to the **Product Color Options** page in this price list.

- H**Select base.
CST - Casters
GLD - Glides
Casters=2 locking/2 non-locking, black wheel, silver hub

FINISH INFORMATION

Additional Laminate Offering

KI offers laminates beyond those offered in the standard offering. Laminates that are currently available in the program can be viewed in KI product specification tools. Requests to add laminates to the program can be submitted via the product modification request process. Please note, requests to add laminates to the program must include the laminate manufacturer's name, color/pattern number, and finish code. Edge options are limited to standard edge colors. If a matching edge is required, this will need to be requested through the product modification request process and may be subject to additional costs. Due to varying manufacturing processes and quality issues with some laminates, some requests may be denied. Extended lead times and minimum order quantities may apply on orders containing special laminates. Contact the product modification team for questions or additional information regarding special laminates and pricing.

Color Match

KI offers the additional option of color matching paint, polypropylene, or wood stain through Product Modification Requests. Contact customer service for details.

SPECIAL SERVICES

Special Carton Marking

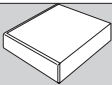
With specially marked information N/C

Shipping

Ships **knocked down, FOB Bonduel, WI 54107, freight prepaid**. Freight class 125.

Specifications and prices are subject to change without prior notice.

HOW TO ORDER		FINISH INFORMATION		SPECIAL SERVICES	
Indicate the following information on order form: 1. Quantity of each item. 2. Model number, including options. See “How To Build a Model Number”. 3. Any special service required.		CORD LENGTH: 9' or 15' is optional on all module options. WIRE MANAGEMENT: All options except NNN include vertical and horizontal wire management.		Color Match KI offers the additional option of color matching paint, polypropylene, or wood stain through Product Modification Requests. Contact customer service for details.	
Note: • The <input type="checkbox"/> indicates that a choice is required. • The absence of the <input type="checkbox"/> indicates that no choice is required. • Alpha-numeric characters in place of <input type="checkbox"/> indicate that no other alternatives are available.		Additional Laminate Offering KI offers laminates beyond those offered in the standard offering. Laminates that are currently available in the program can be viewed in KI product specification tools. Requests to add laminates to the program can be submitted via the product modification request process. Please note, requests to add laminates to the program must include the laminate manufacturer's name, color/pattern number, and finish code. Edge options are limited to standard edge colors. If a matching edge is required, this will need to be requested through the product modification request process and may be subject to additional costs. Due to varying manufacturing processes and quality issues with some laminates, some requests may be denied. Extended lead times and minimum order quantities may apply on orders containing special laminates. Contact the product modification team for questions or additional information regarding special laminates and pricing.		Special Carton Marking With specially marked information N/C	
A Select basic model. <div>NNN - No grommets, power or wire management/No cutouts</div> <div>WMO - Wire management only-no cutouts; add \$66</div> <div>MD1 - Module, Dean in-surface w/USB-A/C (1) ; add \$354</div> <div>MB1 - Module, Dubbel under-surface w/ dual USB-A/C (1); add \$264</div> <div>MA1 - Module, Nacre pop-up w/USB-A/C (1); add \$420</div> <div>MO1 - Module, Node in-surface w/USB-A/C (1) ; add \$264</div> <div>GA1 - Grommet, Nacre (1); add \$209</div> <div>GD1 - Grommet, Dean (1); add \$209</div> <div>GO1 - Grommet, Node (1); add \$144</div> <div>MB2 - Modules, Dubbel under-surface w/ dual USB-A/C (2); add \$528</div>		CST - Casters GLD - Glides Casters=2 locking/2 non-locking, black wheel, silver hub		Shipping Ships knocked down, FOB Bonduel, WI 54107, freight prepaid. Freight class 125.	
B Select edge style. <div>74P - 74P edge</div>		1 Select grommet/module color. Refer to the Product Color Options page in this price list.		Specifications and prices are subject to change without prior notice.	
G Select power option.		4 Select Cord Length (feet). <div>15 - 15' cord length</div> <div>9 - 9' cord length</div>			
D Select modesty panel. <div>NMP - No modesty panel</div>		E Select edge color. Refer to the Product Color Options page in this price list. Edge color offerings are based on edge style selections.			
F Select surface finish. Refer to the Product Color Options page in this price list.		G Select leg finish. Refer to the Product Color Options page in this price list.			
H Select base.					

[illegible]

Indicate the following information on order form:

1. Quantity of each item.
2. Model number, including options. See "How To Build a Model Number".
3. Any special service required.

- The absence of the ☐ indicates that no choice is required.

- Alpha-numeric characters in place of □ indicate that no other alternatives are available.

A Select basic model.

B Select edge style.
74P - 74P edge

C Select power option.

NNN - No grommets, power or wire management/No cutouts

WMO - Wire management only-no cutouts; add \$66

MD1 - Module, Dean in-surface w/USB-A/C (1); add \$354

MB1 - Module, Dubble under-surface w/ dual USB-A/C (1); add \$264

MA1 - Module, Nacre pop-up w/USB-A/C (1); add \$420

MO1 - Module, Node in-surface w/USB-A/C (1); add \$264

GA1 - Grommet, Nacre (1); add \$209

GD1 - Grommet, Dean (1); add \$209

GO1 - Grommet, Node (1); add \$144

MB2 - Modules, Dubble under-surface w/ dual USB-A/C (2); add \$528

CORD LENGTH: 9' or 15' is optional on all module options.

WIRE MANAGEMENT: All options except NNN include vertical and horizontal wire management.

- D** Select modesty panel.
NMP - No modesty panel
- E** Select edge color.
Refer to the **Product Color Options** page in this price list.
Edge color offerings are based on edge style selections.
- F** Select surface finish.
Refer to the **Product Color Options** page in this price list.
- G** Select leg finish.
Refer to the **Product Color Options** page in this price list.
- H** Select base.

CST	- Casters
GLD	- Glides
Casters=2 locking/2 non-locking, black wheel, silver hub	
Select grommet/module color.	
Refer to the Product Color Options page in this price list.	
Select Cord Length (feet).	
15	- 15' cord length
9	- 9' cord length

Additional Laminate Offering

standard offering. Laminates that are currently available in the program can be viewed in KI product specification tools. Requests to add laminates to the program can be submitted via the product modification request process. Please note, requests to add laminates to the program must include the laminate manufacturer's name, color/pattern number, and finish code. Edge options are limited to standard edge colors. If a matching edge is required, this will need to be requested through the product modification request process and may be subject to additional costs. Due to varying manufacturing processes and quality issues with some laminates, some requests may be denied. Extended lead times and minimum order quantities may apply on orders containing special laminates. Contact the product modification team for questions or additional information regarding special laminates and pricing.

KI offers the additional option of color matching paint, polypropylene, or wood stain through Product Modification Requests. Contact customer service for details.

Special Carton Marking

With specially marked information N/C

Shipping

Ships knocked down, FOB Bonduel, WI 54107, freight prepaid. Freight class 125.

Specifications and prices are subject to change without prior notice.

Pillar™ Tables

Sprocket and Diamond Shape - 29" High



Pillar™ Tables

Sprocket and Diamond Shape - 29" High

				MODEL NUMBER								<div>Approx. Packaged Weight</div> <div>74P Edge (74P)</div> <div></div>				<div>Laminate Grade 2 add to list price</div> <div>Laminate Grade 3 add to list price</div>	
				Basic Model	Edge Style	Power Option	Modesty Panel	Edge Color	Surface Finish	Leg Finish	Base						
<div></div> <div>PLSP</div>	Sprocket Shape Tables <ul style="list-style-type: none">3-Leg is primarily a 3-person tableTable dimensions refer to the depth of the flat side (A)Tables are designed for maximum leg spacingGlides and casters are not interchangeable without changing the height of the tableGangers ordered separatelyPost Leg at 29" high	3 Legs	24"	PLSP24L3	<input type="checkbox"/> <input type="checkbox"/> <input type="checkbox"/>	NNN	NMP	<input type="checkbox"/> <input type="checkbox"/> <input type="checkbox"/>	<input type="checkbox"/> <input type="checkbox"/>	<input type="checkbox"/> <input type="checkbox"/>	<input type="checkbox"/> <input type="checkbox"/> <input type="checkbox"/>	108.0#	\$ 1374			\$ 50	\$ 350
		3 Legs	30"	PLSP30L3	<input type="checkbox"/> <input type="checkbox"/> <input type="checkbox"/>	NNN	NMP	<input type="checkbox"/> <input type="checkbox"/> <input type="checkbox"/>	<input type="checkbox"/> <input type="checkbox"/>	<input type="checkbox"/> <input type="checkbox"/>	<input type="checkbox"/> <input type="checkbox"/> <input type="checkbox"/>	148.0#	1415			100	675
<div></div> <div>PLSP</div>	Sprocket Shape Tables <ul style="list-style-type: none">6-Leg can accommodate up to 6 peopleTable dimensions refer to the depth of the flat side (A)Tables are designed for maximum leg spacingGlides and casters are not interchangeable without changing the height of the tableGangers ordered separatelyPost Leg at 29" high	6 Legs	30"	PLSP30L6	<input type="checkbox"/> <input type="checkbox"/> <input type="checkbox"/>	NNN	NMP	<input type="checkbox"/> <input type="checkbox"/> <input type="checkbox"/>	<input type="checkbox"/> <input type="checkbox"/>	<input type="checkbox"/> <input type="checkbox"/>	<input type="checkbox"/> <input type="checkbox"/> <input type="checkbox"/>	175.0#	\$ 1704			\$ 100	\$ 675
<div></div> <div>PLDM</div>	Diamond Shape Tables <ul style="list-style-type: none">3 Tables combine to form a Guitar Pick TableTable dimensions refer to the depth of the flat side (A)Tables are designed for maximum leg spacingGlides and casters are not interchangeable without changing the height of the tableGangers ordered separatelyPost Leg at 29" high		30"	PLDM30	<input type="checkbox"/> <input type="checkbox"/> <input type="checkbox"/>	NNN	NMP	<input type="checkbox"/> <input type="checkbox"/> <input type="checkbox"/>	<input type="checkbox"/> <input type="checkbox"/>	<input type="checkbox"/> <input type="checkbox"/>	<input type="checkbox"/> <input type="checkbox"/> <input type="checkbox"/>	87.0#	\$ 1053			\$ 50	\$ 350
			36"	PLDM36	<input type="checkbox"/> <input type="checkbox"/> <input type="checkbox"/>	NNN	NMP	<input type="checkbox"/> <input type="checkbox"/> <input type="checkbox"/>	<input type="checkbox"/> <input type="checkbox"/>	<input type="checkbox"/> <input type="checkbox"/>	<input type="checkbox"/> <input type="checkbox"/> <input type="checkbox"/>	111.0#	1141			50	350

A

B

C

D

E

F

G

H

HOW TO ORDER

Indicate the following information on order form:

- Quantity of each item.
- Model number, including options. See "How To Build a Model Number".
- Any special service required.

Note:

- The ☐ indicates that a choice is required.
- The absence of the ☐ indicates that no choice is required.
- Alpha-numeric characters in place of ☐ indicate that no other alternatives are available.

HOW TO BUILD A MODEL NUMBER

- A

Select basic model.
- B

Select edge style.

74P

- 74P edge
- C

Select power option.

NNN

- No grommets, power or wire management/No cutouts
- D

Select modesty panel.

NMP

- No modesty panel
- E

Select edge color.

Refer to the Product Color Options page in this price list.

Edge color offerings are based on edge style selections.
- F

Select surface finish.

Refer to the Product Color Options page in this price list.
- G

Select leg finish.

Refer to the **Product Color Options** page in this price list.

H

Select base.

CST

- Casters

GLD

- Glides

Casters=2 locking/2 non-locking, black wheel, silver hub

FINISH INFORMATION

Additional Laminate Offering

KI offers laminates beyond those offered in the standard offering. Laminates that are currently available in the program can be viewed in KI product specification tools. Requests to add laminates to the program can be submitted via the product modification request process. Please note, requests to add laminates to the program must include the laminate manufacturer's name, color/pattern number, and finish code. Edge options are limited to standard edge colors. If a matching edge is required, this will need to be requested through the product modification request process and may be subject to additional costs. Due to varying manufacturing processes and quality issues with some laminates, some requests may be denied. Extended lead times and minimum order quantities may apply on orders containing special laminates. Contact the product modification team for questions or additional information regarding special laminates and pricing.

Color Match

KI offers the additional option of color matching paint, polypropylene, or wood stain through Product Modification Requests. Contact customer service for details.

SPECIAL SERVICES

Special Carton Marking

With specially marked information

N/C

Shipping

Ships **knocked down, FOB Bonduel, WI 54107, freight prepaid.** Freight class 125.

Specifications and prices are subject to change without prior notice.



Boat Shape Tables

- Corners of surface are rounded not square
- Tables are designed for maximum leg spacing
- Glides and casters are not interchangeable without changing the height of the table
- Vertical and horizontal wire management are included automatically when power options are specified
- Table center is an additional 10" deeper than the listed "A" dimension.
- Post Leg at 29" high

[illegible]

HOW TO ORDER

Indicate the following information on order form:

1. Quantity of each item.
2. Model number, including options. See "How To Build a Model Number".
3. Any special service required.

Note: • The ☐ indicates that a choice is required.

- The absence of the ☐ indicates that no choice is required.
- Alpha-numeric characters in place of ☐ indicate that no other alternatives are available.

HOW TO BUILD A MODEL NUMBER

- | | |
|----------|--|
| A | Select basic model. |
| B | Select edge style.
74P - 74P edge |
| C | Select power option.
NNN - No grommets, power or wire management/No cutouts
WMO - Wire management only-no cutouts; add \$66
MD1 - Module, Dean in-surface w/USB-A/C (1); add \$354
MB1 - Module, Dubble under-surface w/ dual USB-A/C (1); add \$264
MA1 - Module, Nacre pop-up w/USB-A/C (1); add \$420
MO1 - Module, Node in-surface w/USB-A/C (1); add \$264
GA1 - Grommet, Nacre (1); add \$209
GD1 - Grommet, Dean (1); add \$209
GO1 - Grommet, Node (1); add \$144
MB2 - Modules, Dubble under-surface w/ dual USB-A/C (2); add \$528 |

CORD LENGTH: 9' or 15' is optional on all module options.

WIRE MANAGEMENT: All options except NNN include vertical and horizontal wire management.

- D** Select modesty panel.
NMP - No modesty panel
- E** Select edge color.
Refer to the **Product Color Options** page in this price list.
Edge color offerings are based on edge style selections.
- F** Select surface finish.
Refer to the **Product Color Options** page in this price list.
- G** Select leg finish.
Refer to the **Product Color Options** page in this price list.
- H** Select base.

CST	- Casters
GLD	- Glides
Casters=2 locking/2 non-locking, black wheel, silver hub	
Select grommet/module color.	
Refer to the Product Color Options page in this price list.	
Select Cord Length (feet).	
15	- 15' cord length

- 1** Select grommet/module color.
Refer to the **Product Color Options** page in this price list.
- J** Select Cord Length (feet).
- | | |
|-----------|-------------------|
| 15 | - 15' cord length |
| 9 | - 9' cord length |

FINISH INFORMATION

Additional Laminate Offering

KI offers laminates beyond those offered in the standard offering. Laminates that are currently available in the program can be viewed in KI product specification tools. Requests to add laminates to the program can be submitted via the product modification request process. Please note, requests to add laminates to the program must include the laminate manufacturer's name, color/pattern number, and finish code. Edge options are limited to standard edge colors. If a matching edge is required, this will need to be requested through the product modification request process and may be subject to additional costs. Due to varying manufacturing processes and quality issues with some laminates, some requests may be denied. Extended lead times and minimum order quantities may apply on orders containing special laminates. Contact the product modification team for questions or additional information regarding special laminates and pricing.

Color Match

KI offers the additional option of color matching paint, polypropylene, or wood stain through Product Modification Requests. Contact customer service for details.

SPECIAL SERVICES

Special Carton Marking

With specially marked information N/C

Shipping

Ships knocked down, FOB Bonduel, WI 54107, freight prepaid. Freight class 125.

Specifications and prices are subject to change without prior notice.



Pillar™ Tables

Trapezoid - 29" High



Pillar™ Tables

Trapezoid - 29" High

		MODEL NUMBER								<div>Approx. Packaged Weight</div> <div>74P Edge (74P)</div> <div>Laminate Grade 2 add to list price</div> <div>Laminate Grade 3 add to list price</div>			
		Basic Model	Edge Style	Power Option	Modesty Panel	Edge Color	Surface Finish	Leg Finish	Base				
<div><div>PLTR</div></div>	MODEL	A x B x C x D											
	Trapezoid Tables - 26"D	30 x 30 x 30 x 60"	PLTR3060	<input type="checkbox"/> <input type="checkbox"/> <input type="checkbox"/>	NNN	NMP	<input type="checkbox"/> <input type="checkbox"/> <input type="checkbox"/>	<input type="checkbox"/> <input type="checkbox"/>	<input type="checkbox"/> <input type="checkbox"/>	<input type="checkbox"/> <input type="checkbox"/>	69.2#	\$ 866	\$ 25 \$ 170
	<ul style="list-style-type: none">Tables are designed for maximum leg spacing; legs on D side are inset to accommodate top shapeGlides and casters are not interchangeable without changing the height of the tableGangers ordered separatelyPost Leg at 29" high												
<div><div>PLTR</div></div>	Trapezoid Tables - 31"D	36 x 36 x 36 x 72"	PLTR3672	<input type="checkbox"/> <input type="checkbox"/> <input type="checkbox"/>	NNN	NMP	<input type="checkbox"/> <input type="checkbox"/> <input type="checkbox"/>	<input type="checkbox"/> <input type="checkbox"/>	<input type="checkbox"/> <input type="checkbox"/>	<input type="checkbox"/> <input type="checkbox"/>	84.2#	\$ 1082	\$ 50 \$ 350
	<ul style="list-style-type: none">Tables are designed for maximum leg spacing; legs on D side are inset to accommodate top shapeGlides and casters are not interchangeable without changing the height of the tableGangers ordered separatelyPost Leg at 29" high												
			A	B	C	D	E	F	G	H			

HOW TO ORDER

Indicate the following information on order form:

- Quantity of each item.
- Model number, including options. See "How To Build a Model Number".
- Any special service required.

Note:

- The ☐ indicates that a choice is required.
- The absence of the ☐ indicates that no choice is required.
- Alpha-numeric characters in place of ☐ indicate that no other alternatives are available.

HOW TO BUILD A MODEL NUMBER

- A**Select basic model.
- B**Select edge style.

74P- 74P edge
- C**Select power option.

NNN- No grommets, power or wire management/No cutouts
- D**Select modesty panel.

NMP- No modesty panel
- E**Select edge color.

Refer to the **Product Color Options** page in this price list.
Edge color offerings are based on edge style selections.
- F**Select surface finish.

Refer to the **Product Color Options** page in this price list.
- G**Select leg finish.

Refer to the **Product Color Options** page in this price list.

HSelect base.

CST- Casters

GLD- Glides

Casters=2 locking/2 non-locking, black wheel, silver hub

FINISH INFORMATION

Additional Laminate Offering

KI offers laminates beyond those offered in the standard offering. Laminates that are currently available in the program can be viewed in KI product specification tools. Requests to add laminates to the program can be submitted via the product modification request process. Please note, requests to add laminates to the program must include the laminate manufacturer's name, color/pattern number, and finish code. Edge options are limited to standard edge colors. If a matching edge is required, this will need to be requested through the product modification request process and may be subject to additional costs. Due to varying manufacturing processes and quality issues with some laminates, some requests may be denied. Extended lead times and minimum order quantities may apply on orders containing special laminates. Contact the product modification team for questions or additional information regarding special laminates and pricing.

Color Match

KI offers the additional option of color matching paint, polypropylene, or wood stain through Product Modification Requests. Contact customer service for details.

SPECIAL SERVICES

Special Carton Marking

With specially marked informationN/C

Shipping

Ships **knocked down, FOB Bonduel, WI 54107, freight prepaid.** Freight class 125.

Specifications and prices are subject to change without prior notice.

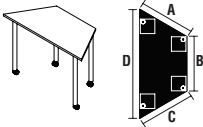
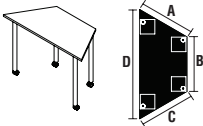
Pillar™ Tables

Trapezoid - 36" High



Pillar™ Tables

Trapezoid - 36" High

		MODEL NUMBER								<div>Approx. Packaged Weight</div> <div>74P Edge (74P)</div> <div>Laminate Grade 2 add to list price</div> <div>Laminate Grade 3 add to list price</div>			
		Basic Model	Edge Style	Power Option	Modesty Panel	Edge Color	Surface Finish	Leg Finish	Base				
<div></div> <div>PLTR</div>	MODEL	A x B x C x D											
	Trapezoid Tables - 26"D	30 x 30 x 30 x 60"	PLTR3060H36	<input type="checkbox"/> <input type="checkbox"/> <input type="checkbox"/>	NNN	NMP	<input type="checkbox"/> <input type="checkbox"/> <input type="checkbox"/>	<input type="checkbox"/> <input type="checkbox"/>	<input type="checkbox"/> <input type="checkbox"/>	<input type="checkbox"/> <input type="checkbox"/> <input type="checkbox"/>	73.8#	\$ 898	\$ 25 \$ 170
	<ul style="list-style-type: none">Tables are designed for maximum leg spacing; legs on D side are inset to accommodate top shapeGlides and casters are not interchangeable without changing the height of the tableGangers ordered separatelyPost Leg at 36" high												
<div></div> <div>PLTR</div>	Trapezoid Tables - 31"D	36 x 36 x 36 x 72"	PLTR3672H36	<input type="checkbox"/> <input type="checkbox"/> <input type="checkbox"/>	NNN	NMP	<input type="checkbox"/> <input type="checkbox"/> <input type="checkbox"/>	<input type="checkbox"/> <input type="checkbox"/>	<input type="checkbox"/> <input type="checkbox"/>	<input type="checkbox"/> <input type="checkbox"/> <input type="checkbox"/>	88.8#	\$ 1114	\$ 50 \$ 350
	<ul style="list-style-type: none">Tables are designed for maximum leg spacing; legs on D side are inset to accommodate top shapeGlides and casters are not interchangeable without changing the height of the tableGangers ordered separatelyPost Leg at 36" high												
			A	B	C	D	E	F	G	H			

HOW TO ORDER

Indicate the following information on order form:

- Quantity of each item.
- Model number, including options. See "How To Build a Model Number".
- Any special service required.

Note:

- The ☐ indicates that a choice is required.
- The absence of the ☐ indicates that no choice is required.
- Alpha-numeric characters in place of ☐ indicate that no other alternatives are available.

HOW TO BUILD A MODEL NUMBER

- A**Select basic model.
- B**Select edge style.

74P- 74P edge
- C**Select power option.

NNN- No grommets, power or wire management/No cutouts
- D**Select modesty panel.

NMP- No modesty panel
- E**Select edge color.

Refer to the **Product Color Options** page in this price list.
Edge color offerings are based on edge style selections.
- F**Select surface finish.

Refer to the **Product Color Options** page in this price list.
- G**Select leg finish.

Refer to the **Product Color Options** page in this price list.

- H**Select base.

CST- Casters

GLD- Glides

Casters=2 locking/2 non-locking, black wheel, silver hub

FINISH INFORMATION

Additional Laminate Offering

KI offers laminates beyond those offered in the standard offering. Laminates that are currently available in the program can be viewed in KI product specification tools. Requests to add laminates to the program can be submitted via the product modification request process. Please note, requests to add laminates to the program must include the laminate manufacturer's name, color/pattern number, and finish code. Edge options are limited to standard edge colors. If a matching edge is required, this will need to be requested through the product modification request process and may be subject to additional costs. Due to varying manufacturing processes and quality issues with some laminates, some requests may be denied. Extended lead times and minimum order quantities may apply on orders containing special laminates. Contact the product modification team for questions or additional information regarding special laminates and pricing.

Color Match

KI offers the additional option of color matching paint, polypropylene, or wood stain through Product Modification Requests. Contact customer service for details.

SPECIAL SERVICES

Special Carton Marking

With specially marked information	N/C
-----------------------------------	-----

Shipping

Ships **knocked down, FOB Bonduel, WI 54107, freight prepaid.** Freight class 125.

Specifications and prices are subject to change without prior notice.

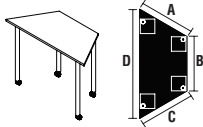
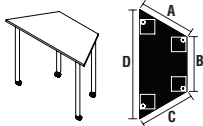
Pillar™ Tables

Trapezoid - 42” High



Pillar™ Tables

Trapezoid - 42” High

		MODEL NUMBER								<div>Approx. Packaged Weight</div> <div>74P Edge (74P)</div> <div>Laminate Grade 2 add to list price</div> <div>Laminate Grade 3 add to list price</div>			
		Basic Model	Edge Style	Power Option	Modesty Panel	Edge Color	Surface Finish	Leg Finish	Base				
<div></div> <div>PLTR</div>	MODEL	A x B x C x D											
	Trapezoid Tables - 26”D	30 x 30 x 30 x 60”	PLTR3060H42	<input type="checkbox"/> <input type="checkbox"/> <input type="checkbox"/>	NNN	NMP	<input type="checkbox"/> <input type="checkbox"/> <input type="checkbox"/>	<input type="checkbox"/> <input type="checkbox"/>	<input type="checkbox"/> <input type="checkbox"/>	<input type="checkbox"/> <input type="checkbox"/> <input type="checkbox"/>	77.7#	\$ 933	\$ 25 \$ 170
	<ul style="list-style-type: none">Tables are designed for maximum leg spacing; legs on D side are inset to accommodate top shapeGlides and casters are not interchangeable without changing the height of the tableGangers ordered separatelyPost Leg at 42” high												
<div></div> <div>PLTR</div>	Trapezoid Tables - 31”D	36 x 36 x 36 x 72”	PLTR3672H42	<input type="checkbox"/> <input type="checkbox"/> <input type="checkbox"/>	NNN	NMP	<input type="checkbox"/> <input type="checkbox"/> <input type="checkbox"/>	<input type="checkbox"/> <input type="checkbox"/>	<input type="checkbox"/> <input type="checkbox"/>	<input type="checkbox"/> <input type="checkbox"/> <input type="checkbox"/>	92.7#	\$ 1147	\$ 50 \$ 350
	<ul style="list-style-type: none">Tables are designed for maximum leg spacing; legs on D side are inset to accommodate top shapeGlides and casters are not interchangeable without changing the height of the tableGangers ordered separatelyPost Leg at 42” high												
			A	B	C	D	E	F	G	H			

HOW TO ORDER

Indicate the following information on order form:

- Quantity of each item.
- Model number, including options. See “How To Build a Model Number”.
- Any special service required.

Note:

- The ☐ indicates that a choice is required.
- The absence of the ☐ indicates that no choice is required.
- Alpha-numeric characters in place of ☐ indicate that no other alternatives are available.

HOW TO BUILD A MODEL NUMBER

- A**Select basic model.
- B**Select edge style.

74P- 74P edge
- C**Select power option.

NNN- No grommets, power or wire management/No cutouts
- D**Select modesty panel.

NMP- No modesty panel
- E**Select edge color.

Refer to the **Product Color Options** page in this price list.
Edge color offerings are based on edge style selections.
- F**Select surface finish.

Refer to the **Product Color Options** page in this price list.
- G**Select leg finish.

Refer to the **Product Color Options** page in this price list.

- H**Select base.

CST- Casters

GLD- Glides

Casters=2 locking/2 non-locking, black wheel, silver hub

FINISH INFORMATION

Additional Laminate Offering

KI offers laminates beyond those offered in the standard offering. Laminates that are currently available in the program can be viewed in KI product specification tools. Requests to add laminates to the program can be submitted via the product modification request process. Please note, requests to add laminates to the program must include the laminate manufacturer's name, color/pattern number, and finish code. Edge options are limited to standard edge colors. If a matching edge is required, this will need to be requested through the product modification request process and may be subject to additional costs. Due to varying manufacturing processes and quality issues with some laminates, some requests may be denied. Extended lead times and minimum order quantities may apply on orders containing special laminates. Contact the product modification team for questions or additional information regarding special laminates and pricing.

Color Match

KI offers the additional option of color matching paint, polypropylene, or wood stain through Product Modification Requests. Contact customer service for details.

SPECIAL SERVICES

Special Carton Marking

With specially marked information	N/C
-----------------------------------	-----

Shipping

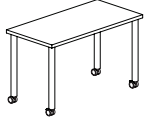
Ships **knocked down, FOB Bonduel, WI 54107, freight prepaid.** Freight class 125.

Specifications and prices are subject to change without prior notice.

Pillar™ Tables
Rectangular - 29" High w/Single Circuit Electrical



Pillar™ Tables
Rectangular - 29" High w/Single Circuit Electrical

		MODEL NUMBER											<div>Approx. Packaged Weight</div> <div>74P Edge (74P)</div> <div>Laminate Grade 2 add to list price</div> <div>Laminate Grade 3 add to list price</div>			
		Basic Model	Edge Style	Power Option	Modesty Panel	Edge Color	Surface Finish	Leg Finish	Module Color	Grommet Color	Polyester Modesty Panel Color	Base				
<div></div> <div>PLPRT</div> <div>Rectangle Table w/Single Circuit-24"D</div> <div><ul style="list-style-type: none">One module/grommet per table unitA trough, velcro wire managers, gangers and all electrical accessories (excluding infeed kits and table-to-table jumpers) are includedInfeed kits and table-to-table jumpers ordered separatelyTables are designed for maximum leg spacingGlides and casters are not interchangeable without changing the height of the tableFixed base at 29" high</div>	A x B															
	24 x 36"	PLPRT2436											68.5#	\$ 708	\$ 18	\$ 115
	24 x 42"	PLPRT2442											73.8#	725	18	115
	24 x 48"	PLPRT2448											79.0#	739	18	115
	24 x 54"	PLPRT2454											84.3#	783	25	170
	24 x 60"	PLPRT2460											89.5#	794	25	170
	24 x 66"	PLPRT2466											98.5#	847	25	170
	24 x 72"	PLPRT2472											103.8#	847	25	170
<div>PLPRT</div> <div>Rectangle Table w/Single Circuit-30"D</div> <div><ul style="list-style-type: none">One module/grommet per table unitA trough, velcro wire managers, gangers and all electrical accessories (excluding infeed kits and table-to-table jumpers) are includedInfeed kits and table-to-table jumpers ordered separatelyTables are designed for maximum leg spacingGlides and casters are not interchangeable without changing the height of the tableFixed base at 29" high</div>	30 x 36"	PLPRT3036											76.4#	\$ 765	\$ 25	\$ 170
	30 x 42"	PLPRT3042											82.9#	803	25	170
	30 x 48"	PLPRT3048											89.5#	803	25	170
	30 x 54"	PLPRT3054											96.1#	846	25	170
	30 x 60"	PLPRT3060											102.6#	858	25	170
	30 x 66"	PLPRT3066											112.9#	903	25	170
	30 x 72"	PLPRT3072											119.5#	903	25	170
		A	B	C	D	E	F	G	H	I	J	K				

HOW TO ORDER

Indicate the following information on order form:

- Quantity of each item.
- Model number, including options. See "How To Build a Model Number".
- Any special service required.

Note:

- The ☐ indicates that a choice is required.
- The absence of the ☐ indicates that no choice is required.
- Alpha-numeric characters in place of ☐ indicate that no other alternatives are available.

HOW TO BUILD A MODEL NUMBER

- A**Select basic model.
- B**Select edge style.
74P - 74P edge
- C**Select power option.
PMA1 - Pattern module, Nacre pop-up (1) ; add \$660
PMB1 - Pattern module, Dubbel under-surface (1) ; add \$408
PMD1 - Pattern module, Dean in-surface (1) ; add \$491
PMO1 - Pattern module, Node in-surface (1) ; add \$384
PS1GA1 - Pattern black snap-in RPT (1) & grommet, Nacre (1); add \$276
PS2GA1 - Pattern black snap-in RPTs (2) & grommet, Nacre (1); add \$443
PS1MB1GA1 - Pattern black snap-in RPT (1), Pattern Dubbel under-surface (1) & grommet, Nacre (1); add \$683
PS2MB1GA1 - Pattern black snap-in RPT's (2), Pattern Dubbel under-surface (1)

- & grommet, Nacre (1); add \$768
- D**Select modesty panel.
NMP - No modesty panel
PMP - Polyester felt modesty panel; add \$182
- E**Select edge color.
Refer to the **Product Color Options** page in this price list.
Edge color offerings are based on edge style selections.
- F**Select surface finish.
Refer to the **Product Color Options** page in this price list.
- G**Select leg finish.
Refer to the **Product Color Options** page in this price list.
- H**Select module color.
Refer to the **Product Color Options** page in this price list.

- I**Select grommet color.
Refer to the **Product Color Options** page in this price list.
- J**Select modesty panel color (only if polyester felt panel is chosen).
Refer to the **Product Color Options** page in this price list.
- K**Select base.
CST - Casters
GLD - Glides
Casters=2 locking/2 non-locking, black wheel, silver hub

FINISH INFORMATION

Additional Laminate Offering

KI offers laminates beyond those offered in the standard offering. Laminates that are currently available in the program can be viewed in KI product specification tools. Requests to add laminates to the program can be submitted via the product modification request process. Please note, requests to add laminates to the program must include the laminate manufacturer's name, color/pattern number, and finish code. Edge options are limited to standard edge colors. If a matching edge is required, this will need to be requested through the product modification request process and may be subject to additional costs. Due to varying manufacturing processes and quality issues with some laminates, some requests may be denied. Extended lead times and minimum order quantities may apply on orders containing special laminates. Contact the product modification team for questions or additional information regarding special laminates and pricing.

INFORMATION

Contact KI Customer Service for specific models that are UL listed.

Color Match

KI offers the additional option of color matching paint, polypropylene, or wood stain through Product Modification Requests. Contact customer service for details.

SPECIAL SERVICES

Special Carton Marking

With specially marked information N/C

Shipping

Ships **knocked down, FOB Bonduel, WI 54107, freight prepaid**. Freight class 125.

Specifications and prices are subject to change without prior notice.

The diagram shows a 3D perspective view of a rectangular table on the left and a corresponding top-down view on the right. The top-down view is a black rectangle with dimensions A (width) and B (height). At each of the four corners, there is a small white square representing a fastener or corner bracket, each with a central dot.

- One module/grommet for table lengths of 42"-72"
- Two modules/grommets for table lengths of 84" and 96"
- A trough, velcro wire managers, gangers and all electrical accessories (excluding infeed kits and table-to-table jumpers) are included
- Infeed kits and table-to-table jumpers ordered separately
- Tables are designed for maximum leg spacing
- Glides and casters are not interchangeable without changing the height of the table
- Fixed base at 29" high

Indicate the following information on order form:

1. Quantity of each item.
2. Model number, including options. See "How To Build a Model Number".
3. Any special service required.

- The ☐ indicates that a choice is required.
- The absence of the ☐ indicates that no choice is required.
- Alpha-numeric characters in place of ☐ indicate that no other alternatives are available.

A	Select basic model.
B	Select edge style. 74P - 74P edge
C	Select power option.
PMA1	- Pattern module, Nacre pop-up (1) ; add \$695
PMB1	- Pattern module, Dubbel under-surface (1); add \$443
PMD1	- Pattern module, Dean in-surface (1); add \$528
PMO1	- Pattern module, Node in-surface (1); add \$414
PMA2	- Pattern modules, Nacre pop-up (2); add \$1260
PMB2	- Pattern modules, Dubbel under-surface (2); add \$815
PMD2	- Pattern modules, Dean in-surface (2); add \$983
PMO2	- Pattern modules, Node in-surface (2); add \$768
PS1G1A1	- Pattern black snap-in RPT (1) &

grommet, Nacre (1); add \$276
PS2GA1 - Pattern black snap-in RPTs (2) &
 grommet, Nacre (1); add \$443
PS1MB1GA1 - Pattern black snap-in
 RPT (1), Pattern Dubbel under-surface (1) &
 grommet, Nacre (1); add \$683
PS2MB1GA1 - Pattern black snap-in
 RPTs (2), Pattern Dubbel under-surface (1)
 & grommet, Nacre (1); add \$768

- D** Select modesty panel.
- | | |
|------------|---|
| NMP | - No modesty panel |
| PMP | - Polyester felt modesty panel; add \$182 |
- E** Select edge color.
- Refer to the **Product Color Options** page in this price list.
- Edge color offerings are based on edge style selections.
- F** Select surface finish.
- Refer to the **Product Color Options** page in this price list.

- G** Select leg finish.
Refer to the **Product Color Options** page in this price list.
- H** Select module color.
Refer to the **Product Color Options** page in this price list.
- I** Select grommet color.
Refer to the **Product Color Options** page in this price list.
- J** Select modesty panel color (only if polyester felt panel is chosen).
Refer to the **Product Color Options** page in this price list.
- K** Select base.

CST	- Casters
GLD	- Glides

Casters=2 locking/2 non-locking, black wheel, silver hub

Additional Laminate Offering

KI offers laminates beyond those offered in the standard offering. Laminates that are currently available in the program can be viewed in KI product specification tools. Requests to add laminates to the program can be submitted via the product modification request process. Please note, requests to add laminates to the program must include the laminate manufacturer's name, color/pattern number, and finish code. Edge options are limited to standard edge colors. If a matching edge is required, this will need to be requested through the product modification request process and may be subject to additional costs. Due to varying manufacturing processes and quality issues with some laminates, some requests may be denied. Extended lead times and minimum order quantities may apply on orders containing special laminates. Contact the product modification team for questions or additional information regarding special laminates and pricing.

Contact KI Customer Service for specific models that are UL listed.

KI offers the additional option of color matching paint, polypropylene, or wood stain through Product Modification Requests. Contact customer service for details.

With specially marked information N/C

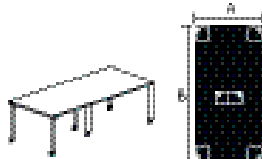
Ships knocked down, FOB Bonduel, WI 54107, freight prepaid. Freight class 125.

Specifications and prices are subject to change without prior notice.

Pillar™ Tables
Large Rectangular - 29" High w/Single Circuit Electrical

KI

Pillar™ Tables
Large Rectangular - 29" High w/Single Circuit Electrical

			MODEL NUMBER														
			Basic Model	Edge Style	Power Option	Modesty Panel	Edge Color	Surface Finish	Leg Finish	Module Color							
 PLPLT Rectangle Table w/Single Circuit-42"D	Features	A x B										Approx. Packaged Weight	74P Edge (74P)		Laminate Grade 2 add to list price	Laminate Grade 3 add to list price	
	6 Legs	42 x 72"	PLPLT4272	<input type="checkbox"/> <input type="checkbox"/> <input type="checkbox"/>	<input type="checkbox"/> <input type="checkbox"/> <input type="checkbox"/>	NMP	<input type="checkbox"/> <input type="checkbox"/> <input type="checkbox"/>	<input type="checkbox"/> <input type="checkbox"/>	<input type="checkbox"/> <input type="checkbox"/>	<input type="checkbox"/> <input type="checkbox"/> <input type="checkbox"/> <input type="checkbox"/>	<input type="checkbox"/> <input type="checkbox"/>	165.3#	\$ 1329	\$ 50	\$ 350		
	6 Legs	42 x 84"	PLPLT4284	<input type="checkbox"/> <input type="checkbox"/> <input type="checkbox"/>	<input type="checkbox"/> <input type="checkbox"/> <input type="checkbox"/>	NMP	<input type="checkbox"/> <input type="checkbox"/> <input type="checkbox"/>	<input type="checkbox"/> <input type="checkbox"/>	<input type="checkbox"/> <input type="checkbox"/>	<input type="checkbox"/> <input type="checkbox"/> <input type="checkbox"/> <input type="checkbox"/>	<input type="checkbox"/> <input type="checkbox"/>	165.3#	1619	70	450		
	6 Legs	42 x 96"	PLPLT4296	<input type="checkbox"/> <input type="checkbox"/> <input type="checkbox"/>	<input type="checkbox"/> <input type="checkbox"/> <input type="checkbox"/>	NMP	<input type="checkbox"/> <input type="checkbox"/> <input type="checkbox"/>	<input type="checkbox"/> <input type="checkbox"/>	<input type="checkbox"/> <input type="checkbox"/>	<input type="checkbox"/> <input type="checkbox"/> <input type="checkbox"/> <input type="checkbox"/>	<input type="checkbox"/> <input type="checkbox"/>	165.3#	1619	70	450		
			A	B	C	D	E	F	G	H	I						

- Two modules/grommets per table unit
- A trough, velcro wire managers, gangers and all electrical accessories (excluding infeed kits and table-to-table jumpers) are included
- Infeed kits and table-to-table jumpers ordered separately
- Tables are designed for maximum leg spacing
- Glides and casters are not interchangeable without changing the height of the table
- Fixed base at 29" high

HOW TO ORDER

Indicate the following information on order form:

1. Quantity of each item.
2. Model number, including options. See "How To Build a Model Number".
3. Any special service required.

Note:

- The ☐ indicates that a choice is required.
- The absence of the ☐ indicates that no choice is required.
- Alpha-numeric characters in place of ☐ indicate that no other alternatives are available.

HOW TO BUILD A MODEL NUMBER

- A**Select basic model.
- B**Select edge style.
74P - 74P edge
- C**Select power option.
PMA2 - Pattern modules, Nacre pop-up (2) ; add \$1260
PMB2 - Pattern modules, Dubbel under-surface (2) ; add \$815
PMD2 - Pattern modules, Dean in-surface (2) ; add \$983
PMO2 - Pattern modules, Node in-surface (2) ; add \$768
- D**Select modesty panel.
NMP - No modesty panel
- E**Select edge color.
Refer to the **Product Color Options** page in this price list.
Edge color offerings are based on edge style selections.
- F**Select surface finish.
Refer to the **Product Color Options** page in this price list.
- G**Select leg finish.
Refer to the **Product Color Options** page in this price list.
- H**Select module color.
Refer to the **Product Color Options** page in this price list.
- I**Select base.
CST - Casters
GLD - Glides
Casters=2 locking/2 non-locking, black wheel, silver hub

FINISH INFORMATION

Additional Laminate Offering

KI offers laminates beyond those offered in the standard offering. Laminates that are currently available in the program can be viewed in KI product specification tools. Requests to add laminates to the program can be submitted via the product modification request process. Please note, requests to add laminates to the program must include the laminate manufacturer's name, color/pattern number, and finish code. Edge options are limited to standard edge colors. If a matching edge is required, this will need to be requested through the product modification request process and may be subject to additional costs. Due to varying manufacturing processes and quality issues with some laminates, some requests may be denied. Extended lead times and minimum order quantities may apply on orders containing special laminates. Contact the product modification team for questions or additional information regarding special laminates and pricing.

INFORMATION

Contact KI Customer Service for specific models that are UL listed.

Color Match

KI offers the additional option of color matching paint, polypropylene, or wood stain through Product Modification Requests. Contact customer service for details.

SPECIAL SERVICES

Special Carton Marking

With specially marked information N/C

Shipping

Ships **knocked down, FOB Bonduel, WI 54107, freight prepaid**. Freight class 125.

Specifications and prices are subject to change without prior notice.

Pillar™ Tables

Large Rectangular - 29” High w/Single Circuit Electrical

KI

Pillar™ Tables

Large Rectangular - 29” High w/Single Circuit Electrical

			MODEL NUMBER									<div> 74P Edge (74P)</div>				Laminate Grade 2 add to list price		Laminate Grade 3 add to list price	
			Basic Model	Edge Style	Power Option	Modesty Panel	Edge Color	Surface Finish	Leg Finish	Module Color	Base								
PLPLT Rectangle Table w/Single Circuit-48”D	6 Legs	48 x 72”	PLPLT4872	<input type="checkbox"/> <input type="checkbox"/> <input type="checkbox"/> <input type="checkbox"/>	<input type="checkbox"/> <input type="checkbox"/> <input type="checkbox"/> <input type="checkbox"/>	NMP	<input type="checkbox"/> <input type="checkbox"/> <input type="checkbox"/> <input type="checkbox"/>	<input type="checkbox"/> <input type="checkbox"/>	<input type="checkbox"/> <input type="checkbox"/>	<input type="checkbox"/> <input type="checkbox"/> <input type="checkbox"/> <input type="checkbox"/>	<input type="checkbox"/> <input type="checkbox"/>	165.3#	\$ 1329	\$ 50	\$ 350				
	6 Legs	48 x 84”	PLPLT4884	<input type="checkbox"/> <input type="checkbox"/> <input type="checkbox"/> <input type="checkbox"/>	<input type="checkbox"/> <input type="checkbox"/> <input type="checkbox"/> <input type="checkbox"/>	NMP	<input type="checkbox"/> <input type="checkbox"/> <input type="checkbox"/> <input type="checkbox"/>	<input type="checkbox"/> <input type="checkbox"/>	<input type="checkbox"/> <input type="checkbox"/>	<input type="checkbox"/> <input type="checkbox"/> <input type="checkbox"/> <input type="checkbox"/>	<input type="checkbox"/> <input type="checkbox"/>	165.3#	1619	70	450				
	6 Legs	48 x 96”	PLPLT4896	<input type="checkbox"/> <input type="checkbox"/> <input type="checkbox"/> <input type="checkbox"/>	<input type="checkbox"/> <input type="checkbox"/> <input type="checkbox"/> <input type="checkbox"/>	NMP	<input type="checkbox"/> <input type="checkbox"/> <input type="checkbox"/> <input type="checkbox"/>	<input type="checkbox"/> <input type="checkbox"/>	<input type="checkbox"/> <input type="checkbox"/>	<input type="checkbox"/> <input type="checkbox"/> <input type="checkbox"/> <input type="checkbox"/>	<input type="checkbox"/> <input type="checkbox"/>	165.3#	1694	70	450				
<div><ul style="list-style-type: none">Two modules/grommets per table unitA trough, velcro wire managers, gangers and all electrical accessories (excluding infeed kits and table-to-table jumpers) are includedInfeed kits and table-to-table jumpers ordered separatelyTables are designed for maximum leg spacingGlides and casters are not interchangeable without changing the height of the tableFixed base at 29” high</div>																			
			A	B	C	D	E	F	G	H	I								

HOW TO ORDER

Indicate the following information on order form:

- Quantity of each item.
- Model number, including options. See “How To Build a Model Number”.
- Any special service required.

Note:

- The ☐ indicates that a choice is required.
- The absence of the ☐ indicates that no choice is required.
- Alpha-numeric characters in place of ☐ indicate that no other alternatives are available.

HOW TO BUILD A MODEL NUMBER

- A**Select basic model.
- B**Select edge style.
74P - 74P edge
- C**Select power option.

PMA2 - Pattern modules, Nacre pop-up (2) ; add \$1260

PMB2 - Pattern modules, Dubbel under-surface (2) ; add \$815

PMD2 - Pattern modules, Dean in-surface (2) ; add \$983

PMO2 - Pattern modules, Node in-surface (2) ; add \$768
- D**Select modesty panel.
NMP - No modesty panel
- E**Select edge color.
Refer to the **Product Color Options** page in this price list.
Edge color offerings are based on edge style selections.
- F**Select surface finish.
Refer to the **Product Color Options** page in this price list.
- G**Select leg finish.
Refer to the **Product Color Options** page in this price list.
- H**Select module color.
Refer to the **Product Color Options** page in this price list.
- I**Select base.

CST - Casters

GLD - Glides

Casters=2 locking/2 non-locking, black wheel, silver hub

FINISH INFORMATION

Additional Laminate Offering

KI offers laminates beyond those offered in the standard offering. Laminates that are currently available in the program can be viewed in KI product specification tools. Requests to add laminates to the program can be submitted via the product modification request process. Please note, requests to add laminates to the program must include the laminate manufacturer's name, color/pattern number, and finish code. Edge options are limited to standard edge colors. If a matching edge is required, this will need to be requested through the product modification request process and may be subject to additional costs. Due to varying manufacturing processes and quality issues with some laminates, some requests may be denied. Extended lead times and minimum order quantities may apply on orders containing special laminates. Contact the product modification team for questions or additional information regarding special laminates and pricing.

INFORMATION

Contact KI Customer Service for specific models that are UL listed.

Color Match

KI offers the additional option of color matching paint, polypropylene, or wood stain through Product Modification Requests. Contact customer service for details.

SPECIAL SERVICES

Special Carton Marking

With specially marked information N/C

Shipping

Ships **knocked down, FOB Bonduel, WI 54107, freight prepaid**. Freight class 125.

Specifications and prices are subject to change without prior notice.

The diagram shows a table with four casters. A detail view on the right shows the casters are mounted on a plate with a height dimension B .

Indicate the following information on order form:

1. Quantity of each item.
2. Model number, including options. See "How To Build a Model Number".
3. Any special service required.

- The ☐ indicates that a choice is required.
- The absence of the ☐ indicates that no choice is required.
- Alpha-numeric characters in place of ☐ indicate that no other alternatives are available.

A Select basic model.

B Select edge style.

74P - 74P edge

C Select power option.

PMA1 - Pattern module, Nacre pop-up (1)
add \$695

PMB1 - Pattern module, Dubbel under-surface (1); add \$443

PMD1 - Pattern module, Dean in-surface (1); add \$528

PMO1 - Pattern module, Node in-surface (1); add \$414

PS1GA1 - Pattern black snap-in RPT (1) & grommet, Nacre (1); add \$276

PS2GA1 - Pattern black snap-in RPTs (2) & grommet, Nacre (1); add \$443

PS1MB1GA1 - Pattern black snap-in RPT (1), Pattern Dubbel under-surface (1) & grommet, Nacre (1); add \$683

PS2MB1GA1 - Pattern black snap-in RPTs (2), Pattern Dubbel under-surface (1)

& grommet, Nacre (1); add \$768

D Select modesty panel.

NMP	- No modesty panel
PMP	- Polyester felt modesty panel; add

\$265

E Select edge color.
Refer to the **Product Color Options** page in this price list.
Edge color offerings are based on edge style selections.

F Select surface finish.
Refer to the **Product Color Options** page in this price list.

G Select leg finish.
Refer to the **Product Color Options** page in this price list.

H Select module color.
Refer to the **Product Color Options** page in this price list.

1 Select grommet color.
Refer to the **Product Color Options** page in this price list.

Select modesty panel color (only if polyester felt panel is chosen).
Refer to the **Product Color Options** page in this price list.

K Select base.

CST	- Casters
GLD	- Glides

Castors=2 locking/2 non-locking, black wheel,
silver hub

Additional Laminate Offering

KI offers laminates beyond those offered in the standard offering. Laminates that are currently available in the program can be viewed in KI product specification tools. Requests to add laminates to the program can be submitted via the product modification request process. Please note, requests to add laminates to the program must include the laminate manufacturer's name, color/pattern number, and finish code. Edge options are limited to standard edge colors. If a matching edge is required, this will need to be requested through the product modification request process and may be subject to additional costs. Due to varying manufacturing processes and quality issues with some laminates, some requests may be denied. Extended lead times and minimum order quantities may apply on orders containing special laminates. Contact the product modification team for questions or additional information regarding special laminates and pricing.

Contact KI Customer Service for specific models that are UL listed.

KI offers the additional option of color matching paint, polypropylene, or wood stain through Product Modification Requests. Contact customer service for details.

Special Carton Marking

With specially marked information N/C

Shipping

Ships knocked down, FOB Bonduel, WI 54107, freight prepaid. Freight class 125.

Specifications and prices are subject to change without prior notice.

Pillar™ Tables
Rectangular - 36” High w/Single Circuit Electrical



Pillar™ Tables
Rectangular - 36” High w/Single Circuit Electrical

		MODEL NUMBER											<div>Approx. Packaged Weight</div> <div>74P Edge (74P)</div> <div>Laminate Grade 2 add to list price</div> <div>Laminate Grade 3 add to list price</div>			
		Basic Model	Edge Style	Power Option	Modesty Panel	Edge Color	Surface Finish	Leg Finish	Module Color	Grommet Color	Polyester Modesty Panel Color	Base				
<div><div><div><div></div><div></div><div></div><div></div></div><div></div></div><div>PLPRT</div><div>Rectangle Table w/Single Circuit-36”D</div><div><div><div>• One module/grommet for table lengths of 42”-72”</div><div>• Two modules/grommets for table lengths of 84” and 96”</div><div>• A trough, velcro wire managers, gangers and all electrical accessories (excluding infeed kits and table-to-table jumpers) are included</div><div>• Infeed kits and table-to-table jumpers ordered separately</div><div>• Tables are designed for maximum leg spacing</div><div>• Glides and casters are not interchangeable without changing the height of the table</div><div>• Fixed base at 36” high</div></div></div></div>	Features	A x B														
		36 x 42”	PLPRT3642H36										92.1#	\$ 906	\$ 35	\$ 225
		36 x 48”	PLPRT3648H36										100.0#	913	35	225
		36 x 54”	PLPRT3654H36										107.9#	1045	50	350
		36 x 60”	PLPRT3660H36										115.8#	1045	50	350
		36 x 66”	PLPRT3666H36										131.1#	1086	50	350
		36 x 72”	PLPRT3672H36										139.0#	1086	50	350
	6 Legs	36 x 84”	PLPRT3684H36										156.3#	1521	70	450
	6 Legs	36 x 96”	PLPRT3696H36										172.0#	1521	70	450
			A	B	C	D	E	F	G	H	I	J	K			

HOW TO ORDER

Indicate the following information on order form:

- Quantity of each item.
- Model number, including options. See “How To Build a Model Number”.
- Any special service required.

Note:

- The ☐ indicates that a choice is required.
- The absence of the ☐ indicates that no choice is required.
- Alpha-numeric characters in place of ☐ indicate that no other alternatives are available.

HOW TO BUILD A MODEL NUMBER

- A

Select basic model.
- B

Select edge style.

74P - 74P edge
- C

Select power option.

PMA1 - Pattern module, Nacre pop-up (1) ; add \$695

PMB1 - Pattern module, Dubbel under-surface (1) ; add \$443

PMD1 - Pattern module, Dean in-surface (1) ; add \$528

PMO1 - Pattern module, Node in-surface (1) ; add \$414

PMA2 - Pattern modules, Nacre pop-up (2) ; add \$1260

PMB2 - Pattern modules, Dubbel under-surface (2) ; add \$815

PMD2 - Pattern modules, Dean in-surface (2) ; add \$983

PMO2 - Pattern modules, Node in-surface (2) ; add \$768

PS1GA1 - Pattern black snap-in RPT (1) &

grommet, Nacre (1); add \$276

PS2GA1

 - Pattern black snap-in RPTs (2) & grommet, Nacre (1); add \$443

PS1MB1GA1

 - Pattern black snap-in RPT (1), Pattern Dubbel under-surface (1) & grommet, Nacre (1); add \$683

PS2MB1GA1

 - Pattern black snap-in RPT's (2), Pattern Dubbel under-surface (1) & grommet, Nacre (1); add \$768

- D

Select modesty panel.

NMP - No modesty panel

PMP - Polyester felt modesty panel; add \$265

- E

Select edge color.

Refer to the **Product Color Options** page in this price list.

Edge color offerings are based on edge style selections.

- F

Select surface finish.

Refer to the **Product Color Options** page in this price list.

- G

Select leg finish.

Refer to the **Product Color Options** page in this price list.

- H

Select module color.

Refer to the **Product Color Options** page in this price list.

- I

Select grommet color.

Refer to the **Product Color Options** page in this price list.

- J

Select modesty panel color (only if polyester felt panel is chosen).

Refer to the **Product Color Options** page in this price list.

- K

Select base.

CST - Casters

GLD - Glides

Casters=2 locking/2 non-locking, black wheel, silver hub

FINISH INFORMATION

Additional Laminate Offering

KI offers laminates beyond those offered in the standard offering. Laminates that are currently available in the program can be viewed in KI product specification tools. Requests to add laminates to the program can be submitted via the product modification request process. Please note, requests to add laminates to the program must include the laminate manufacturer's name, color/pattern number, and finish code. Edge options are limited to standard edge colors. If a matching edge is required, this will need to be requested through the product modification request process and may be subject to additional costs. Due to varying manufacturing processes and quality issues with some laminates, some requests may be denied. Extended lead times and minimum order quantities may apply on orders containing special laminates. Contact the product modification team for questions or additional information regarding special laminates and pricing.

INFORMATION

Contact KI Customer Service for specific models that are UL listed.

Color Match

KI offers the additional option of color matching paint, polypropylene, or wood stain through Product Modification Requests. Contact customer service for details.

SPECIAL SERVICES

Special Carton Marking

With specially marked information N/C

Shipping

Ships **knocked down, FOB Bonduel, WI 54107, freight prepaid.** Freight class 125.

Specifications and prices are subject to change without prior notice.

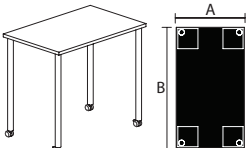
Pillar™ Tables

Rectangular - 42” High w/Single Circuit Electrical



Pillar™ Tables

Rectangular - 42” High w/Single Circuit Electrical

MODEL NUMBER													<div>Approx. Packaged Weight</div> <div>74P Edge (74P)</div> <div>Laminate Grade 2 add to list price</div> <div>Laminate Grade 3 add to list price</div>			
A x B		Basic Model	Edge Style	Power Option	Modesty Panel	Edge Color	Surface Finish	Leg Finish	Module Color	Grommet Color	Polyester Modesty Panel Color	Base				
<div></div> <div>PLPRT</div> <div>PLRT</div> <div>Rectangle Table w/Single Circuit-24"D</div> <div><ul style="list-style-type: none">One module/grommet per table unitA trough, velcro wire managers, gangers and all electrical accessories (excluding infeed kits and table-to-table jumpers) are includedInfeed kits and table-to-table jumpers ordered separatelyTables are designed for maximum leg spacingGlides and casters are not interchangeable without changing the height of the tableFixed base at 42" high</div>	24 x 36"	PLPRT2436H42	<div></div>	<div></div>	<div></div>	<div></div>	<div></div>	<div></div>	<div></div>	<div></div>	<div></div>	<div></div>	<div>77.5#</div>	<div>\$ 769</div>	<div>\$ 18</div>	<div>\$ 115</div>
	24 x 42"	PLPRT2442H42	<div></div>	<div></div>	<div></div>	<div></div>	<div></div>	<div></div>	<div></div>	<div></div>	<div></div>	<div></div>	<div>82.8#</div>	<div>787</div>	<div>18</div>	<div>115</div>
	24 x 48"	PLPRT2448H42	<div></div>	<div></div>	<div></div>	<div></div>	<div></div>	<div></div>	<div></div>	<div></div>	<div></div>	<div></div>	<div>88.0#</div>	<div>801</div>	<div>18</div>	<div>115</div>
	24 x 54"	PLPRT2454H42	<div></div>	<div></div>	<div></div>	<div></div>	<div></div>	<div></div>	<div></div>	<div></div>	<div></div>	<div></div>	<div>93.3#</div>	<div>844</div>	<div>25</div>	<div>170</div>
	24 x 60"	PLPRT2460H42	<div></div>	<div></div>	<div></div>	<div></div>	<div></div>	<div></div>	<div></div>	<div></div>	<div></div>	<div></div>	<div>98.5#</div>	<div>855</div>	<div>25</div>	<div>170</div>
	24 x 66"	PLPRT2466H42	<div></div>	<div></div>	<div></div>	<div></div>	<div></div>	<div></div>	<div></div>	<div></div>	<div></div>	<div></div>	<div>107.5#</div>	<div>908</div>	<div>25</div>	<div>170</div>
	24 x 72"	PLPRT2472H42	<div></div>	<div></div>	<div></div>	<div></div>	<div></div>	<div></div>	<div></div>	<div></div>	<div></div>	<div></div>	<div>112.8#</div>	<div>908</div>	<div>25</div>	<div>170</div>
<div>PLPRT</div> <div>Rectangle Table w/Single Circuit-30"D</div> <div><ul style="list-style-type: none">One module/grommet per table unitA trough, velcro wire managers, gangers and all electrical accessories (excluding infeed kits and table-to-table jumpers) are includedInfeed kits and table-to-table jumpers ordered separatelyTables are designed for maximum leg spacingGlides and casters are not interchangeable without changing the height of the tableFixed base at 42" high</div>	30 x 36"	PLPRT3036H42	<div></div>	<div></div>	<div></div>	<div></div>	<div></div>	<div></div>	<div></div>	<div></div>	<div></div>	<div></div>	<div>85.4#</div>	<div>\$ 824</div>	<div>\$ 25</div>	<div>\$ 170</div>
	30 x 42"	PLPRT3042H42	<div></div>	<div></div>	<div></div>	<div></div>	<div></div>	<div></div>	<div></div>	<div></div>	<div></div>	<div></div>	<div>91.9#</div>	<div>861</div>	<div>25</div>	<div>170</div>
	30 x 48"	PLPRT3048H42	<div></div>	<div></div>	<div></div>	<div></div>	<div></div>	<div></div>	<div></div>	<div></div>	<div></div>	<div></div>	<div>98.5#</div>	<div>861</div>	<div>25</div>	<div>170</div>
	30 x 54"	PLPRT3054H42	<div></div>	<div></div>	<div></div>	<div></div>	<div></div>	<div></div>	<div></div>	<div></div>	<div></div>	<div></div>	<div>105.1#</div>	<div>906</div>	<div>25</div>	<div>170</div>
	30 x 60"	PLPRT3060H42	<div></div>	<div></div>	<div></div>	<div></div>	<div></div>	<div></div>	<div></div>	<div></div>	<div></div>	<div></div>	<div>111.6#</div>	<div>920</div>	<div>25</div>	<div>170</div>
	30 x 66"	PLPRT3066H42	<div></div>	<div></div>	<div></div>	<div></div>	<div></div>	<div></div>	<div></div>	<div></div>	<div></div>	<div></div>	<div>121.9#</div>	<div>965</div>	<div>25</div>	<div>170</div>
	30 x 72"	PLPRT3072H42	<div></div>	<div></div>	<div></div>	<div></div>	<div></div>	<div></div>	<div></div>	<div></div>	<div></div>	<div></div>	<div>128.5#</div>	<div>965</div>	<div>25</div>	<div>170</div>
		A	B	C	D	E	F	G	H	I	J	K				

HOW TO ORDER

Indicate the following information on order form:

- Quantity of each item.
- Model number, including options. See "How To Build a Model Number".
- Any special service required.

Note:

- The ☐ indicates that a choice is required.
- The absence of the ☐ indicates that no choice is required.
- Alpha-numeric characters in place of ☐ indicate that no other alternatives are available.

HOW TO BUILD A MODEL NUMBER

- A**Select basic model.
- B**Select edge style.

74P - 74P edge
- C**Select power option.

PMA1 - Pattern module, Nacre pop-up (1) ; add \$660

PMB1 - Pattern module, Dubbel under-surface (1) ; add \$408

PMD1 - Pattern module, Dean in-surface (1) ; add \$491

PMO1 - Pattern module, Node in-surface (1) ; add \$384

PS1GA1 - Pattern black snap-in RPT (1) & grommet, Nacre (1); add \$276

PS2GA1 - Pattern black snap-in RPTs (2) & grommet, Nacre (1); add \$443

PS1MB1GA1 - Pattern black snap-in RPT (1), Pattern Dubbel under-surface (1) & grommet, Nacre (1); add \$683

PS2MB1GA1 - Pattern black snap-in RPT's (2), Pattern Dubbel under-surface (1)

& grommet, Nacre (1); add \$768

- D**Select modesty panel.

NMP - No modesty panel

PMP - Polyester felt modesty panel; add \$265
- E**Select edge color.

Refer to the **Product Color Options** page in this price list.

Edge color offerings are based on edge style selections.
- F**Select surface finish.

Refer to the **Product Color Options** page in this price list.
- G**Select leg finish.

Refer to the **Product Color Options** page in this price list.
- H**Select module color.

Refer to the **Product Color Options** page in this price list.
- I**Select grommet color.

Refer to the **Product Color Options** page in this price list.

JSelect modesty panel color (only if polyester felt panel is chosen).

Refer to the **Product Color Options** page in this price list.

KSelect base.

CST - Casters

GLD - Glides

Casters=2 locking/2 non-locking, black wheel, silver hub
- ## FINISH INFORMATION
- ### Additional Laminate Offering
- KI offers laminates beyond those offered in the standard offering. Laminates that are currently available in the program can be viewed in KI product specification tools. Requests to add laminates to the program can be submitted via the product modification request process. Please note, requests to add laminates to the program must include the laminate manufacturer's name, color/pattern number, and finish code. Edge options are limited to standard edge colors. If a matching edge is required, this will need to be requested through the product modification request process and may be subject to additional costs. Due to varying manufacturing processes and quality issues with some laminates, some requests may be denied. Extended lead times and minimum order quantities may apply on orders containing special laminates. Contact the product modification team for questions or additional information regarding special laminates and pricing.
- ## INFORMATION
- Contact KI Customer Service for specific models that are UL listed.
- ### Color Match
- KI offers the additional option of color matching paint, polypropylene, or wood stain through Product Modification Requests. Contact customer service for details.
- ## SPECIAL SERVICES
- ### Special Carton Marking
- With specially marked information N/C
- ### Shipping
- Ships **knocked down, FOB Bonduel, WI 54107, freight prepaid.** Freight class 125.
- Specifications and prices are subject to change without prior notice.

[illegible]

Indicate the following information on order form:

1. Quantity of each item.
2. Model number, including options. See "How To Build a Model Number".
3. Any special service required.

- The ☐ indicates that a choice is required.
- The absence of the ☐ indicates that no choice is required.
- Alpha-numeric characters in place of ☐ indicate that no other alternatives are available.

A	Select basic model.
B	Select edge style. 74P - 74P edge
C	Select power option. PMA1 - Pattern module, Nacre pop-up (1) ; add \$660 PMB1 - Pattern module, Dubbel under-surface (1); add \$408 PMD1 - Pattern module, Dean in-surface (1); add \$491 PMO1 - Pattern module, Node in-surface (1); add \$384 PMA2 - Pattern modules, Nacre pop-up (2); add \$1260 PMB2 - Pattern modules, Dubbel under-surface (2); add \$815 PMD2 - Pattern modules, Dean in-surface (2); add \$983 PMO2 - Pattern modules, Node in-surface (2); add \$768 PS1GA1 - Pattern black snap-in RPT (1) &

grommet, Nacre (1); add \$276
PS2GA1 - Pattern black snap-in RPTs (2) &
 grommet, Nacre (1); add \$443
PS1MB1GA1 - Pattern black snap-in
 RPT (1), Pattern Dubbel under-surface (1) &
 grommet, Nacre (1); add \$683
PS2MB1GA1 - Pattern black snap-in
 RPTs (2), Pattern Dubbel under-surface (1)
 & grommet, Nacre (1); add \$768

- D** Select modesty panel.
- | | |
|------------|---|
| NMP | - No modesty panel |
| PMP | - Polyester felt modesty panel; add \$265 |
- E** Select edge color.
- Refer to the **Product Color Options** page in this price list.
- Edge color offerings are based on edge style selections.
- F** Select surface finish.
- Refer to the **Product Color Options** page in this price list.

- G** Select leg finish.
Refer to the **Product Color Options** page in this price list.
- H** Select module color.
Refer to the **Product Color Options** page in this price list.
- I** Select grommet color.
Refer to the **Product Color Options** page in this price list.
- J** Select modesty panel color (only if polyester felt panel is chosen).
Refer to the **Product Color Options** page in this price list.
- K** Select base.
- | | |
|------------|-----------|
| CST | - Casters |
| GLD | - Glides |
- Casters=2 locking/2 non-locking, black wheel, silver hub

Additional Laminate Offering

KI offers laminates beyond those offered in the standard offering. Laminates that are currently available in the program can be viewed in KI product specification tools. Requests to add laminates to the program can be submitted via the product modification request process. Please note, requests to add laminates to the program must include the laminate manufacturer's name, color/pattern number, and finish code. Edge options are limited to standard edge colors. If a matching edge is required, this will need to be requested through the product modification request process and may be subject to additional costs. Due to varying manufacturing processes and quality issues with some laminates, some requests may be denied. Extended lead times and minimum order quantities may apply on orders containing special laminates. Contact the product modification team for questions or additional information regarding special laminates and pricing.

Contact KI Customer Service for specific models that are UL listed.

KI offers the additional option of color matching paint, polypropylene, or wood stain through Product Modification Requests. Contact customer service for details.

Special Carton Marking

With specially marked information N/C

Shipping

Ships knocked down, FOB Bonduel, WI 54107, freight prepaid. Freight class 125.


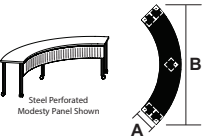
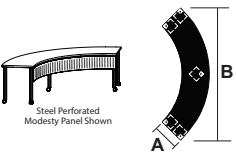
Specifications and prices are subject to change without prior notice.

MyPlace™ Pillar™ Tables

Inside Curve - 29" High, 18" and 24" Deep

MyPlace™ Pillar™ Tables

Inside Curve - 29" High, 18" and 24" Deep

	A x B	MODEL NUMBER										Approx. Packaged Weight	 74P Edge (74P)		Laminate Grade 2 add to list price	Laminate Grade 3 add to list price	Steel Modesty Panel add to list price	Laminate Modesty Panel add to list price
		Basic Model	Edge Style	Power Option	Modesty Panel	Edge Color	Surface Finish	Paint Color	Base	Grommet/Module Color	Cord (feet)							
 PLIC Inside Curve - 18"D	18 x 102"	PLIC18	<input type="checkbox"/> <input type="checkbox"/> <input type="checkbox"/>	<input type="checkbox"/> <input type="checkbox"/> <input type="checkbox"/>	<input type="checkbox"/> <input type="checkbox"/> <input type="checkbox"/>	<input type="checkbox"/> <input type="checkbox"/> <input type="checkbox"/>	<input type="checkbox"/> <input type="checkbox"/>	<input type="checkbox"/> <input type="checkbox"/>	<input type="checkbox"/> <input type="checkbox"/> <input type="checkbox"/>	<input type="checkbox"/> <input type="checkbox"/> <input type="checkbox"/>	<input type="checkbox"/> <input type="checkbox"/>	0.0#	\$ 2014		\$ 100	\$ 675	\$ 347	\$ 1941
 PLIC Inside Curve - 24"D	24 x 110"	PLIC24	<input type="checkbox"/> <input type="checkbox"/> <input type="checkbox"/>	<input type="checkbox"/> <input type="checkbox"/> <input type="checkbox"/>	<input type="checkbox"/> <input type="checkbox"/> <input type="checkbox"/>	<input type="checkbox"/> <input type="checkbox"/> <input type="checkbox"/>	<input type="checkbox"/> <input type="checkbox"/>	<input type="checkbox"/> <input type="checkbox"/>	<input type="checkbox"/> <input type="checkbox"/> <input type="checkbox"/>	<input type="checkbox"/> <input type="checkbox"/> <input type="checkbox"/>	<input type="checkbox"/> <input type="checkbox"/>	0.0#	\$ 2266		\$ 100	\$ 675	\$ 347	\$ 1941

HOW TO ORDER

- Indicate the following information on order form:
- Quantity of each item.
 - Model number, including options. See "How To Build a Model Number".
 - Any special service required.

Note:

- The ☐ indicates that a choice is required.
- The absence of the ☐ indicates that no choice is required.
- Alpha-numeric characters in place of ☐ indicate that no other alternatives are available.

HOW TO BUILD A MODEL NUMBER

- A**Select basic model.
- B**Select edge style.
74P - 74P edge
- C**Select power option.
NNN - No grommets, power or wire management/No cutouts
WMO - Wire management only-no cutouts; add \$66
MA2 - Modules, Nacre pop-up w/USB-A/C (2); add \$839
MB2 - Modules, Dubbel under-surface w/ dual USB-A/C (2); add \$528
MD2 - Modules, Dean in-surface w/USB-A/C (2) ; add \$707
MO2 - Modules, Node in-surface w/USB-A/C (2); add \$528
GA2 - Grommets, Nacre (2); add \$408
GD2 - Grommets, Dean (2); add \$408
GO2 - Grommets, Node (2); add \$276

CORD LENGTH: 9' or 15' is optional on all module options.

WIRE MANAGEMENT: All options except NNN include vertical and horizontal wire management.

- D**Select modesty panel.
NMP - No modesty panel
LMP - Laminate modesty panel
SMP - Perforated steel modesty panel
See pricing column for full modesty panel upcharge.
- E**Select edge color.
Refer to the **Product Color Options** page in this price list.
- F**Select surface finish.
Refer to the **Product Color Options** page in this price list.
- G**Select paint finish.
Refer to the **Product Color Options** page in this price list.
If chrome is specified with a steel modesty panel, modesty panel will be flannel.

- H**Select base.
CST - Casters
GLD - Glides
Casters=2 locking/2 non-locking, black wheel, silver hub
- I**Select grommet/module color.
Refer to the **Product Color Options** page in this price list.
- J**Select Cord Length (feet).
15 - 15' cord length
9 - 9' cord length

FINISH INFORMATION

Additional Laminate Offering

KI offers laminates beyond those offered in the standard offering. Laminates that are currently available in the program can be viewed in KI product specification tools. Requests to add laminates to the program can be submitted via the product modification request process. Please note, requests to add laminates to the program must include the laminate manufacturer's name, color/pattern number, and finish code. Edge options are limited to standard edge colors. If a matching edge is required, this will need to be requested through the product modification request process and may be subject to additional costs. Due to varying manufacturing processes and quality issues with some laminates, some requests may be denied. Extended lead times and minimum order quantities may apply on orders containing special laminates. Contact the product modification team for questions or additional information regarding special laminates and pricing.

Color Match

KI offers the additional option of color matching paint, polypropylene, or wood stain through Product Modification Requests. Contact customer service for details.

SPECIAL SERVICES

Special Carton Marking

With specially marked information N/C

Shipping

Ships **knocked down, FOB Bonduel, WI 54107, freight prepaid.** Freight class 125.


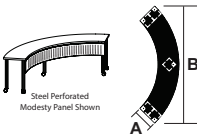
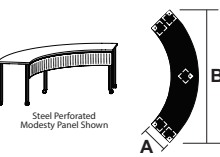
Specifications and prices are subject to change without prior notice.

MyPlace™ Pillar™ Tables

Inside Curve - 36” High, 18” and 24” Deep

MyPlace™ Pillar™ Tables

Inside Curve - 36” High, 18” and 24” Deep

	A x B	MODEL NUMBER										Approx. Packaged Weight	 74P Edge (74P)		Laminate Grade 2 add to list price	Laminate Grade 3 add to list price	Steel Modesty Panel add to list price	Laminate Modesty Panel add to list price
		Basic Model	Edge Style	Power Option	Modesty Panel	Edge Color	Surface Finish	Paint Color	Base	Grommet/Module Color	Cord (feet)							
 Steel Perforated Modesty Panel Shown PLIC Inside Curve - 18”D <ul style="list-style-type: none">• Tables are designed for maximum leg spacing• Glides and casters are not interchangeable without changing the height of the table• Vertical and horizontal wire management are included automatically when power options are specified• Ganger kit with 2 ganging hooks included• Post Leg at 36” high	18 x 102”	PLIC18H36	<input type="checkbox"/> <input type="checkbox"/> <input type="checkbox"/>	<input type="checkbox"/> <input type="checkbox"/> <input type="checkbox"/>	<input type="checkbox"/> <input type="checkbox"/> <input type="checkbox"/>	<input type="checkbox"/> <input type="checkbox"/> <input type="checkbox"/>	<input type="checkbox"/> <input type="checkbox"/>	<input type="checkbox"/> <input type="checkbox"/>	<input type="checkbox"/> <input type="checkbox"/> <input type="checkbox"/>	<input type="checkbox"/> <input type="checkbox"/> <input type="checkbox"/>	<input type="checkbox"/> <input type="checkbox"/>	0.0#	\$ 2065		\$ 100	\$ 675	\$ 347	\$ 1941
 Steel Perforated Modesty Panel Shown PLIC Inside Curve - 24”D <ul style="list-style-type: none">• Tables are designed for maximum leg spacing• Glides and casters are not interchangeable without changing the height of the table• Vertical and horizontal wire management are included automatically when power options are specified• Ganger kit with 2 ganging hooks included• Post Leg at 36” high	24 x 110”	PLIC24H36	<input type="checkbox"/> <input type="checkbox"/> <input type="checkbox"/>	<input type="checkbox"/> <input type="checkbox"/> <input type="checkbox"/>	<input type="checkbox"/> <input type="checkbox"/> <input type="checkbox"/>	<input type="checkbox"/> <input type="checkbox"/> <input type="checkbox"/>	<input type="checkbox"/> <input type="checkbox"/>	<input type="checkbox"/> <input type="checkbox"/>	<input type="checkbox"/> <input type="checkbox"/> <input type="checkbox"/>	<input type="checkbox"/> <input type="checkbox"/> <input type="checkbox"/>	<input type="checkbox"/> <input type="checkbox"/>	0.0#	\$ 2317		\$ 100	\$ 675	\$ 347	\$ 1941

HOW TO ORDER

- Indicate the following information on order form:
1. Quantity of each item.
 2. Model number, including options. See “How To Build a Model Number”.
 3. Any special service required.

Note: • The ☐ indicates that a choice is required.

- The absence of the ☐ indicates that no choice is required.
- Alpha-numeric characters in place of ☐ indicate that no other alternatives are available.

HOW TO BUILD A MODEL NUMBER

- A**Select basic model.
- B**Select edge style.
74P - 74P edge
- C**Select power option.
NNN - No grommets, power or wire management/No cutouts
WMO - Wire management only-no cutouts; add \$66
MA2 - Modules, Nacre pop-up w/USB-A/C (2); add \$839
MB2 - Modules, Dubbel under-surface w/ dual USB-A/C (2); add \$528
MD2 - Modules, Dean in-surface w/USB-A/C (2) ; add \$707
MO2 - Modules, Node in-surface w/USB-A/C (2); add \$528
GA2 - Grommets, Nacre (2); add \$408
GD2 - Grommets, Dean (2); add \$408
GO2 - Grommets, Node (2); add \$276
CORD LENGTH: 9' or 15' is optional on all module options.

- WIRE MANAGEMENT: All options except NNN include vertical and horizontal wire management.
- D**Select modesty panel.
NMP - No modesty panel
LMP - Laminate modesty panel
SMP - Perforated steel modesty panel
See pricing column for full modesty panel upcharge.
- E**Select edge color.
Refer to the **Product Color Options** page in this price list.
- F**Select surface finish.
Refer to the **Product Color Options** page in this price list.
- G**Select paint finish.
Refer to the **Product Color Options** page in this price list.
If chrome is specified with a steel modesty panel, modesty panel will be flannel.

- H**Select base.
CST - Casters
GLD - Glides
Casters=2 locking/2 non-locking, black wheel, silver hub
- I**Select grommet/module color.
Refer to the **Product Color Options** page in this price list.
- J**Select Cord Length (feet).
15 - 15' cord length
9 - 9' cord length

FINISH INFORMATION

Additional Laminate Offering
KI offers laminates beyond those offered in the standard offering. Laminates that are currently available in the program can be viewed in KI product specification tools. Requests to add laminates to the program can be submitted via the product modification request process. Please note, requests to add laminates to the program must include the laminate manufacturer's name, color/pattern number, and finish code. Edge options are limited to standard edge colors. If a matching edge is required, this will need to be requested through the product modification request process and may be subject to additional costs. Due to varying manufacturing processes and quality issues with some laminates, some requests may be denied. Extended lead times and minimum order quantities may apply on orders containing special laminates. Contact the product modification team for questions or additional information regarding special laminates and pricing.

Color Match
KI offers the additional option of color matching paint, polypropylene, or wood stain through Product Modification Requests. Contact customer service for details.

SPECIAL SERVICES
Special Carton Marking
With specially marked information N/C

Shipping
Ships **knocked down, FOB Bonduel, WI 54107, freight prepaid**. Freight class 125.


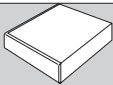
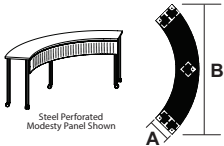
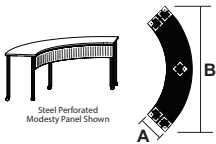
Specifications and prices are subject to change without prior notice.

MyPlace™ Pillar™ Tables

Inside Curve - 42” High, 18” and 24” Deep

MyPlace™ Pillar™ Tables

Inside Curve - 42” High, 18” and 24” Deep

	A x B	MODEL NUMBER										Approx. Packaged Weight	  74P Edge (74P)	Laminate Grade 2 add to list price	Laminate Grade 3 add to list price	Steel Modesty Panel add to list price	Laminate Modesty Panel add to list price
		Basic Model	Edge Style	Power Option	Modesty Panel	Edge Color	Surface Finish	Paint Color	Base	Grommet/Module Color	Cord (feet)						
 PLIC Inside Curve - 18”D <ul style="list-style-type: none">• Tables are designed for maximum leg spacing• Glides and casters are not interchangeable without changing the height of the table• Vertical and horizontal wire management are included automatically when power options are specified• Ganger kit with 2 ganging hooks included• Post Leg at 42” high	18 x 102”	PLIC18H42	<input type="checkbox"/> <input type="checkbox"/> <input type="checkbox"/>	<input type="checkbox"/> <input type="checkbox"/> <input type="checkbox"/>	<input type="checkbox"/> <input type="checkbox"/> <input type="checkbox"/>	<input type="checkbox"/> <input type="checkbox"/> <input type="checkbox"/>	<input type="checkbox"/> <input type="checkbox"/>	<input type="checkbox"/> <input type="checkbox"/>	<input type="checkbox"/> <input type="checkbox"/> <input type="checkbox"/>	<input type="checkbox"/> <input type="checkbox"/> <input type="checkbox"/>	<input type="checkbox"/> <input type="checkbox"/>	0.0#	\$ 2115	\$ 100	\$ 675	\$ 347	\$ 1941
 PLIC Inside Curve - 24”D <ul style="list-style-type: none">• Tables are designed for maximum leg spacing• Glides and casters are not interchangeable without changing the height of the table• Vertical and horizontal wire management are included automatically when power options are specified• Ganger kit with 2 ganging hooks included• Post Leg at 42” high	24 x 110”	PLIC24H42	<input type="checkbox"/> <input type="checkbox"/> <input type="checkbox"/>	<input type="checkbox"/> <input type="checkbox"/> <input type="checkbox"/>	<input type="checkbox"/> <input type="checkbox"/> <input type="checkbox"/>	<input type="checkbox"/> <input type="checkbox"/> <input type="checkbox"/>	<input type="checkbox"/> <input type="checkbox"/>	<input type="checkbox"/> <input type="checkbox"/>	<input type="checkbox"/> <input type="checkbox"/> <input type="checkbox"/>	<input type="checkbox"/> <input type="checkbox"/> <input type="checkbox"/>	<input type="checkbox"/> <input type="checkbox"/>	0.0#	\$ 2367	\$ 100	\$ 675	\$ 347	\$ 1941

HOW TO ORDER

Indicate the following information on order form:

1. Quantity of each item.
2. Model number, including options. See “How To Build a Model Number”.
3. Any special service required.

Note:

- The ☐ indicates that a choice is required.
- The absence of the ☐ indicates that no choice is required.
- Alpha-numeric characters in place of ☐ indicate that no other alternatives are available.

HOW TO BUILD A MODEL NUMBER

- A**Select basic model.
- B**Select edge style.
74P - 74P edge
- C**Select power option.
NNN - No grommets, power or wire management/No cutouts
WMO - Wire management only-no cutouts; add \$66
MA2 - Modules, Nacre pop-up w/USB-A/C (2); add \$839
MB2 - Modules, Dubbel under-surface w/ dual USB-A/C (2); add \$528
MD2 - Modules, Dean in-surface w/USB-A/C (2) ; add \$707
MO2 - Modules, Node in-surface w/USB-A/C (2); add \$528
GA2 - Grommets, Nacre (2); add \$408
GD2 - Grommets, Dean (2); add \$408
GO2 - Grommets, Node (2); add \$276

CORD LENGTH: 9' or 15' is optional on all module options.

WIRE MANAGEMENT: All options except NNN include vertical and horizontal wire management.

- D**Select modesty panel.
NMP - No modesty panel
LMP - Laminate modesty panel
SMP - Perforated steel modesty panel
See pricing column for full modesty panel upcharge.
- E**Select edge color.
Refer to the **Product Color Options** page in this price list.
- F**Select surface finish.
Refer to the **Product Color Options** page in this price list.
- G**Select paint finish.
Refer to the **Product Color Options** page in this price list.
If chrome is specified with a steel modesty panel, modesty panel will be flannel.

- H**Select base.
CST - Casters
GLD - Glides
Casters=2 locking/2 non-locking, black wheel, silver hub
- I**Select grommet/module color.
Refer to the **Product Color Options** page in this price list.
- J**Select Cord Length (feet).
15 - 15' cord length
9 - 9' cord length

FINISH INFORMATION

Additional Laminate Offering

KI offers laminates beyond those offered in the standard offering. Laminates that are currently available in the program can be viewed in KI product specification tools. Requests to add laminates to the program can be submitted via the product modification request process. Please note, requests to add laminates to the program must include the laminate manufacturer's name, color/pattern number, and finish code. Edge options are limited to standard edge colors. If a matching edge is required, this will need to be requested through the product modification request process and may be subject to additional costs. Due to varying manufacturing processes and quality issues with some laminates, some requests may be denied. Extended lead times and minimum order quantities may apply on orders containing special laminates. Contact the product modification team for questions or additional information regarding special laminates and pricing.

Color Match

KI offers the additional option of color matching paint, polypropylene, or wood stain through Product Modification Requests. Contact customer service for details.

SPECIAL SERVICES

Special Carton Marking

With specially marked information N/C

Shipping

Ships **knocked down, FOB Bonduel, WI 54107, freight prepaid.** Freight class 125.




Specifications and prices are subject to change without prior notice.

MyPlace™ Pillar™ Tables

Outside Curve - 18” and 24” Deep

MyPlace™ Pillar™ Tables

Outside Curve - 18” and 24” Deep

		MODEL NUMBER							Approx. Packaged Weight	 74P Edge (74P)	Laminate Grade 2 add to list price	Laminate Grade 3 add to list price	Steel Modesty Panel add to list price	Laminate Modesty Panel add to list price
		Basic Model	Edge Style	Power Option	Modesty Panel	Edge Color	Surface Finish	Paint Color						
 PLOC	MODEL													
	Outside Curve - 18”D • Top only; attached with 4 splice plates	18”	PLOC18	<input type="checkbox"/> <input type="checkbox"/> <input type="checkbox"/>	NNN	<input type="checkbox"/> <input type="checkbox"/> <input type="checkbox"/>	<input type="checkbox"/> <input type="checkbox"/> <input type="checkbox"/>	<input type="checkbox"/> <input type="checkbox"/>	0.0#	\$ 579	\$ 50	\$ 350	\$ 334	\$ 1031
 PLOC	MODEL													
	Outside Curve - 24”D • Top only; attached with 4 splice plates	24”	PLOC24	<input type="checkbox"/> <input type="checkbox"/> <input type="checkbox"/>	NNN	<input type="checkbox"/> <input type="checkbox"/> <input type="checkbox"/>	<input type="checkbox"/> <input type="checkbox"/> <input type="checkbox"/>	<input type="checkbox"/> <input type="checkbox"/>	0.0#	\$ 629	\$ 50	\$ 350	\$ 334	\$ 1031
			A	B	C	D	E	F	G					

HOW TO ORDER

Indicate the following information on order form:

- Quantity of each item.
- Model number, including options. See “How To Build a Model Number”.
- Any special service required.

Note:

- The ☐ indicates that a choice is required.
- The absence of the ☐ indicates that no choice is required.
- Alpha-numeric characters in place of ☐ indicate that no other alternatives are available.

HOW TO BUILD A MODEL NUMBER

- A**Select basic model.
- B**Select edge style.
74P - 74P edge
- C**Select power option.
NNN - No grommets, power or wire management/No cutouts
- D**Select modesty panel.
NMP - No modesty panel
LMP - Laminate modesty panel
SMP - Perforated steel modesty panel
See pricing column for full modesty panel upcharge.
- E**Select edge color.
Refer to the **Product Color Options** page in this price list.
- F**Select surface finish.
Refer to the **Product Color Options** page in this price list.
- G**Select paint finish.
Refer to the **Product Color Options** page in this price list.
Steel modesty panel color matches the paint finish.
When planned with other tables with chrome bases, specify flannel paint finish.

FINISH INFORMATION

Additional Laminate Offering

KI offers laminates beyond those offered in the standard offering. Laminates that are currently available in the program can be viewed in KI product specification tools. Requests to add laminates to the program can be submitted via the product modification request process. Please note, requests to add laminates to the program must include the laminate manufacturer's name, color/pattern number, and finish code. Edge options are limited to standard edge colors. If a matching edge is required, this will need to be requested through the product modification request process and may be subject to additional costs. Due to varying manufacturing processes and quality issues with some laminates, some requests may be denied. Extended lead times and minimum order quantities may apply on orders containing special laminates. Contact the product modification team for questions or additional information regarding special laminates and pricing.

Color Match

KI offers the additional option of color matching paint, polypropylene, or wood stain through Product Modification Requests. Contact customer service for details.

SPECIAL SERVICES

Special Carton Marking

With specially marked information N/C

Shipping

Ships **knocked down, FOB Bonduel, WI 54107, freight prepaid.** Freight class 125.


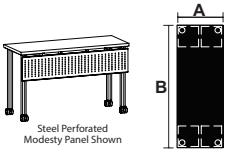
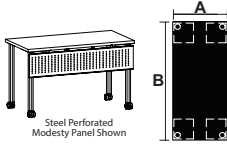
Specifications and prices are subject to change without prior notice.

MyPlace™ Pillar™ Tables

Rectangular - 29" High, 18" and 24" Deep

MyPlace™ Pillar™ Tables

Rectangular - 29" High, 18" and 24" Deep

	A x B	MODEL NUMBER										Approx. Packaged Weight	 74P Edge (74P)		Laminate Grade 2 add to list price	Laminate Grade 3 add to list price	Steel Modesty Panel add to list price	Laminate Modesty Panel add to list price
		Basic Model	Edge Style	Power Option	Modesty Panel	Edge Color	Surface Finish	Paint Color	Base	Grommet/Module Color	Cord (feet)							
 PLRM Rectangular Tables - 18"D <ul style="list-style-type: none">• Tables are designed for maximum leg spacing• Glides and casters are not interchangeable without changing the height of the table• Vertical and horizontal wire management are included automatically when power options are specified• Ganger kit with 2 ganging hooks included• Post Leg at 29" hig, le	18 x 48"	PLRM1848	<input type="checkbox"/> <input type="checkbox"/> <input type="checkbox"/>	<input type="checkbox"/> <input type="checkbox"/> <input type="checkbox"/>	<input type="checkbox"/> <input type="checkbox"/> <input type="checkbox"/>	<input type="checkbox"/> <input type="checkbox"/> <input type="checkbox"/>	<input type="checkbox"/> <input type="checkbox"/>	<input type="checkbox"/> <input type="checkbox"/>	<input type="checkbox"/> <input type="checkbox"/> <input type="checkbox"/>	<input type="checkbox"/> <input type="checkbox"/> <input type="checkbox"/>	<input type="checkbox"/> <input type="checkbox"/>	0.0#	\$ 756		\$ 18	\$ 115	\$ 272	\$ 334
 PLRM Rectangular Tables - 24"D <ul style="list-style-type: none">• Tables are designed for maximum leg spacing• Glides and casters are not interchangeable without changing the height of the table• Vertical and horizontal wire management are included automatically when power options are specified• Ganger kit with 2 ganging hooks included• Post Leg at 29" high	24 x 48"	PLRM2448	<input type="checkbox"/> <input type="checkbox"/> <input type="checkbox"/>	<input type="checkbox"/> <input type="checkbox"/> <input type="checkbox"/>	<input type="checkbox"/> <input type="checkbox"/> <input type="checkbox"/>	<input type="checkbox"/> <input type="checkbox"/> <input type="checkbox"/>	<input type="checkbox"/> <input type="checkbox"/>	<input type="checkbox"/> <input type="checkbox"/>	<input type="checkbox"/> <input type="checkbox"/> <input type="checkbox"/>	<input type="checkbox"/> <input type="checkbox"/> <input type="checkbox"/>	<input type="checkbox"/> <input type="checkbox"/>	0.0#	\$ 805		\$ 18	\$ 115	\$ 272	\$ 334

HOW TO ORDER

- Indicate the following information on order form:
1. Quantity of each item.
 2. Model number, including options. See "How To Build a Model Number".
 3. Any special service required.

Note: • The ☐ indicates that a choice is required.

- The absence of the ☐ indicates that no choice is required.
- Alpha-numeric characters in place of ☐ indicate that no other alternatives are available.

HOW TO BUILD A MODEL NUMBER

- A**Select basic model.
- B**Select edge style.
74P - 74P edge
- C**Select power option.
NNN - No grommets, power or wire management/No cutouts
WMO - Wire management only-no cutouts; add \$66
MD1 - Module, Dean in-surface w/USB-A/C (1) ; add \$354
MB1 - Module, Dubbel under-surface w/ dual USB-A/C (1); add \$264
MA1 - Module, Nacre pop-up w/USB-A/C (1); add \$420
MO1 - Module, Node in-surface w/USB-A/C (1) ; add \$264
GA1 - Grommet, Nacre (1); add \$209
GD1 - Grommet, Dean (1); add \$209
GO1 - Grommet, Node (1); add \$144
CORD LENGTH: 9' or 15' is optional on all module options.

WIRE MANAGEMENT: All options except NNN include vertical and horizontal wire management.

- D**Select modesty panel.
NMP - No modesty panel
LMP - Laminate modesty panel
SMP - Perforated steel modesty panel
See pricing column for full modesty panel upcharge.
- E**Select edge color.
Refer to the **Product Color Options** page in this price list.
- F**Select surface finish.
Refer to the **Product Color Options** page in this price list.
- G**Select paint finish.
Refer to the **Product Color Options** page in this price list.
If chrome is specified with a steel modesty panel, modesty panel will be flannel.

- H**Select base.
CST - Casters
GLD - Glides
Casters=2 locking/2 non-locking, black wheel, silver hub
- I**Select grommet/module color.
Refer to the **Product Color Options** page in this price list.
- J**Select Cord Length (feet).
15 - 15' cord length
9 - 9' cord length

FINISH INFORMATION

Additional Laminate Offering
Additional laminates beyond KI standard offering, are available with two weeks extended leadtime. To specify additional laminates, use these designators followed by the supplier's color/pattern code:

Formica - LF/supplier's color pattern code
Nevamar - LN/supplier's color pattern code
Wilsonart - LW/supplier's color pattern code

KI's standard laminate finish is the supplier's recommended finish for that color/pattern. Note: Nonstandard laminates from these suppliers (example: textured laminates), require a Product Modification Request. Contact customer service for details.

Color Match
KI offers the additional option of color matching paint, polypropylene, or wood stain through Product Modification Requests. Contact customer service for details.

SPECIAL SERVICES

Special Carton Marking

With specially marked information N/C

Shipping
Ships **knocked down, FOB Bonduel, WI 54107, freight prepaid.** Freight class 125.

Specifications and prices are subject to change without prior notice.

MyPlace™ Pillar™ Tables

Rectangular - 36” High, 18” and 24” Deep

MyPlace™ Pillar™ Tables

Rectangular - 36” High, 18” and 24” Deep

		MODEL NUMBER										<div>74P Edge (74P)</div>					Laminate Grade 2 add to list price	Laminate Grade 3 add to list price	Steel Modesty Panel add to list price	Laminate Modesty Panel add to list price
		Basic Model	Edge Style	Power Option	Modesty Panel	Edge Color	Surface Finish	Paint Color	Base	Grommet/Module Color	Cord (feet)									
<div><div><div><div></div><div></div><div></div></div><div>Steel Perforated Modesty Panel Shown</div></div><div><div>A</div><div>B</div></div></div> <div>PLRM Rectangular Tables - 18”D</div> <div><ul style="list-style-type: none">• Tables are designed for maximum leg spacing• Glides and casters are not interchangeable without changing the height of the table• Vertical and horizontal wire management are included automatically when power options are specified• Ganger kit with 2 ganging hooks included• Post Leg at 36” high</div>	A x B																			
	18 x 48”	PLRM1848H36	<div><div></div><div></div><div></div></div>	<div><div></div><div></div><div></div></div>	<div><div></div><div></div><div></div></div>	<div><div></div><div></div><div></div></div>	<div><div></div><div></div><div></div></div>	<div><div></div><div></div><div></div></div>	<div><div></div><div></div><div></div></div>	<div><div></div><div></div><div></div></div>	<div><div></div><div></div><div></div></div>	0.0#	\$ 794	\$ 18	\$ 115	\$ 272	\$ 334			

<div><div><div><div></div><div></div><div></div></div><div>Steel Perforated Modesty Panel Shown</div></div><div><div>A</div><div>B</div></div></div> <div>PLRM Rectangular Tables - 24”D</div> <div><ul style="list-style-type: none">• Tables are designed for maximum leg spacing• Glides and casters are not interchangeable without changing the height of the table• Vertical and horizontal wire management are included automatically when power options are specified• Ganger kit with 2 ganging hooks included• Post Leg at 36” high</div>	A x B																
	24 x 48”	PLRM2448H36	<div><div></div><div></div><div></div></div>	<div><div></div><div></div><div></div></div>	<div><div></div><div></div><div></div></div>	<div><div></div><div></div><div></div></div>	<div><div></div><div></div><div></div></div>	<div><div></div><div></div><div></div></div>	<div><div></div><div></div><div></div></div>	<div><div></div><div></div><div></div></div>	<div><div></div><div></div><div></div></div>	0.0#	\$ 838	\$ 18	\$ 115	\$ 272	\$ 334

A	B	C	D	E	F	G	H	I	J
---	---	---	---	---	---	---	---	---	---

HOW TO ORDER

Indicate the following information on order form:

1. Quantity of each item.
2. Model number, including options. See “How To Build a Model Number”.
3. Any special service required.

Note:

- The ☐ indicates that a choice is required.
- The absence of the ☐ indicates that no choice is required.
- Alpha-numeric characters in place of ☐ indicate that no other alternatives are available.

HOW TO BUILD A MODEL NUMBER

- A**Select basic model.
- B**Select edge style.
74P - 74P edge
- C**Select power option.
NNN - No grommets, power or wire management/No cutouts
WMO - Wire management only-no cutouts; add \$66
MD1 - Module, Dean in-surface w/USB-A/C (1) ; add \$354
MB1 - Module, Dubbel under-surface w/ dual USB-A/C (1); add \$264
MA1 - Module, Nacre pop-up w/USB-A/C (1); add \$420
MO1 - Module, Node in-surface w/USB-A/C (1) ; add \$264
GA1 - Grommet, Nacre (1); add \$209
GD1 - Grommet, Dean (1); add \$209
GO1 - Grommet, Node (1); add \$144
CORD LENGTH: 9' or 15' is optional on all module options.

- WIRE MANAGEMENT: All options except NNN include vertical and horizontal wire management.
- D**Select modesty panel.
NMP - No modesty panel
LMP - Laminate modesty panel
SMP - Perforated steel modesty panel
See pricing column for full modesty panel upcharge.
- E**Select edge color.
Refer to the **Product Color Options** page in this price list.
- F**Select surface finish.
Refer to the **Product Color Options** page in this price list.
- G**Select paint finish.
Refer to the **Product Color Options** page in this price list.
If chrome is specified with a steel modesty panel, modesty panel will be flannel.

- H**Select base.
CST - Casters
GLD - Glides
Casters=2 locking/2 non-locking, black wheel, silver hub
- I**Select grommet/module color.
Refer to the **Product Color Options** page in this price list.
- J**Select Cord Length (feet).
15 - 15' cord length
9 - 9' cord length

FINISH INFORMATION

Additional Laminate Offering
Additional laminates beyond KI standard offering, are available with two weeks extended leadtime. To specify additional laminates, use these designators followed by the supplier's color/pattern code:

Formica - LF/supplier's color pattern code
Nevamar - LN/supplier's color pattern code
Wilsonart - LW/supplier's color pattern code

KI's standard laminate finish is the supplier's recommended finish for that color/pattern. Note: Nonstandard laminates from these suppliers (example: textured laminates), require a Product Modification Request. Contact customer service for details.

Color Match
KI offers the additional option of color matching paint, polypropylene, or wood stain through Product Modification Requests. Contact customer service for details.

SPECIAL SERVICES

Special Carton Marking
With specially marked information N/C

Shipping
Ships **knocked down, FOB Bonduel, WI 54107, freight prepaid.** Freight class 125.


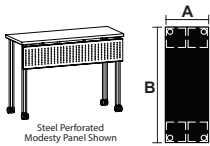
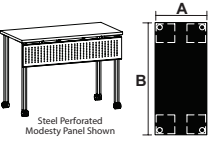
Specifications and prices are subject to change without prior notice.

MyPlace™ Pillar™ Tables

Rectangular - 42” High, 18” and 24” Deep

MyPlace™ Pillar™ Tables

Rectangular - 42” High, 18” and 24” Deep

	A x B	MODEL NUMBER										Approx. Packaged Weight	 74P Edge (74P)		Laminate Grade 2 add to list price	Laminate Grade 3 add to list price	Steel Modesty Panel add to list price	Laminate Modesty Panel add to list price
		Basic Model	Edge Style	Power Option	Modesty Panel	Edge Color	Surface Finish	Paint Color	Base	Grommet/Module Color	Cord (feet)							
 Steel Perforated Modesty Panel Shown PLRM Rectangular Tables - 18”D <ul style="list-style-type: none">• Tables are designed for maximum leg spacing• Glides and casters are not interchangeable without changing the height of the table• Vertical and horizontal wire management are included automatically when power options are specified• Ganger kit with 2 ganging hooks included• Post Leg at 42” high	18 x 48”	PLRM1848H42	<input type="checkbox"/> <input type="checkbox"/> <input type="checkbox"/>	<input type="checkbox"/> <input type="checkbox"/> <input type="checkbox"/>	<input type="checkbox"/> <input type="checkbox"/> <input type="checkbox"/>	<input type="checkbox"/> <input type="checkbox"/> <input type="checkbox"/>	<input type="checkbox"/> <input type="checkbox"/>	<input type="checkbox"/> <input type="checkbox"/>	<input type="checkbox"/> <input type="checkbox"/> <input type="checkbox"/>	<input type="checkbox"/> <input type="checkbox"/> <input type="checkbox"/>	<input type="checkbox"/> <input type="checkbox"/>	0.0#	\$ 835		\$ 18	\$ 115	\$ 272	\$ 334
 Steel Perforated Modesty Panel Shown PLRM Rectangular Tables - 24”D <ul style="list-style-type: none">• Tables are designed for maximum leg spacing• Glides and casters are not interchangeable without changing the height of the table• Vertical and horizontal wire management are included automatically when power options are specified• Ganger kit with 2 ganging hooks included• Post Leg at 42” high	24 x 48”	PLRM2448H42	<input type="checkbox"/> <input type="checkbox"/> <input type="checkbox"/>	<input type="checkbox"/> <input type="checkbox"/> <input type="checkbox"/>	<input type="checkbox"/> <input type="checkbox"/> <input type="checkbox"/>	<input type="checkbox"/> <input type="checkbox"/> <input type="checkbox"/>	<input type="checkbox"/> <input type="checkbox"/>	<input type="checkbox"/> <input type="checkbox"/>	<input type="checkbox"/> <input type="checkbox"/> <input type="checkbox"/>	<input type="checkbox"/> <input type="checkbox"/> <input type="checkbox"/>	<input type="checkbox"/> <input type="checkbox"/>	0.0#	\$ 873		\$ 18	\$ 115	\$ 272	\$ 334
<div><div>A</div><div>B</div><div>C</div><div>D</div><div>E</div><div>F</div><div>G</div><div>H</div><div>I</div><div>J</div></div>																		

HOW TO ORDER

Indicate the following information on order form:

1. Quantity of each item.
2. Model number, including options. See “How To Build a Model Number”.
3. Any special service required.

Note:

- The ☐ indicates that a choice is required.
- The absence of the ☐ indicates that no choice is required.
- Alpha-numeric characters in place of ☐ indicate that no other alternatives are available.

HOW TO BUILD A MODEL NUMBER

A Select basic model.

B Select edge style.
74P - 74P edge

C Select power option.
NNN - No grommets, power or wire management/No cutouts
WMO - Wire management only-no cutouts; add \$66
MD1 - Module, Dean in-surface w/USB-A/C (1) ; add \$354
MB1 - Module, Dubbel under-surface w/ dual USB-A/C (1); add \$264
MA1 - Module, Nacre pop-up w/USB-A/C (1); add \$420
MO1 - Module, Node in-surface w/USB-A/C (1) ; add \$264
GA1 - Grommet, Nacre (1); add \$209
GD1 - Grommet, Dean (1); add \$209
G01 - Grommet, Node (1); add \$144
CORD LENGTH: 9' or 15' is optional on all module options.

WIRE MANAGEMENT: All options except NNN include vertical and horizontal wire management.

D Select modesty panel.
NMP - No modesty panel
LMP - Laminate modesty panel
SMP - Perforated steel modesty panel
See pricing column for full modesty panel upcharge.

E Select edge color.
Refer to the **Product Color Options** page in this price list.

F Select surface finish.
Refer to the **Product Color Options** page in this price list.

G Select paint finish.
Refer to the **Product Color Options** page in this price list.
If chrome is specified with a steel modesty panel, modesty panel will be flannel.

H Select base.
CST - Casters
GLD - Glides
Casters=2 locking/2 non-locking, black wheel, silver hub

I Select grommet/module color.
Refer to the **Product Color Options** page in this price list.

J Select Cord Length (feet).
15 - 15' cord length
9 - 9' cord length

FINISH INFORMATION

Additional Laminate Offering
Additional laminates beyond KI standard offering, are available with two weeks extended leadtime. To specify additional laminates, use these designators followed by the supplier's color/pattern code:

Formica - LF/supplier's color pattern code
Nevamar - LN/supplier's color pattern code
Wilsonart - LW/supplier's color pattern code

KI's standard laminate finish is the supplier's recommended finish for that color/pattern. Note: Nonstandard laminates from these suppliers (example: textured laminates), require a Product Modification Request. Contact customer service for details.

Color Match
KI offers the additional option of color matching paint, polypropylene, or wood stain through Product Modification Requests. Contact customer service for details.

SPECIAL SERVICES

Special Carton Marking
With specially marked information N/C

Shipping
Ships **knocked down, FOB Bonduel, WI 54107, freight prepaid.** Freight class 125.

Specifications and prices are subject to change without prior notice.

MyPlace™ Pillar™ Tables

Inside Curve - 29" High w/Single Circuit



MyPlace™ Pillar™ Tables

Inside Curve - 29" High w/Single Circuit

			MODEL NUMBER									<div><div></div><div>Approx. Packaged Weight</div><div>74P Edge (74P)</div></div> <div>Laminate Grade 2 add to list price</div> <div>Laminate Grade 3 add to list price</div> <div>Steel Modesty Panel add to list price</div> <div>Laminate Modesty Panel add to list price</div>												
			Basic Model	Edge Style	Power Option	Modesty Panel	Edge Color	Surface Finish	Paint Color	Grommet/Module Color	Base													
MODEL	A x B																							
<div><div><div></div><div>Steel Perforated Modesty Panel Shown</div></div><div>PLPIC</div></div> <div><div><div></div><div>A</div><div>B</div></div></div>	Inside Curve - 18”D <ul style="list-style-type: none">Two module/grommet per table unitVelcro wire managers, gangers and all electrical accessories (excluding infeed kits and table-to-table jumpers) are includedInfeed kits and table-to-table jumpers ordered separatelyTables are designed for maximum leg spacingGlides and casters are not interchangeable without changing the height of the tableGanger kit with 2 ganging hooks includedPost Leg at 29” high	18 x 102”	PLPIC18	<input type="checkbox"/> <input type="checkbox"/> <input type="checkbox"/>	<input type="checkbox"/> <input type="checkbox"/> <input type="checkbox"/> <input type="checkbox"/>	<input type="checkbox"/> <input type="checkbox"/> <input type="checkbox"/>	<input type="checkbox"/> <input type="checkbox"/> <input type="checkbox"/>	<input type="checkbox"/> <input type="checkbox"/>	<input type="checkbox"/> <input type="checkbox"/>	<input type="checkbox"/> <input type="checkbox"/> <input type="checkbox"/> <input type="checkbox"/>	<input type="checkbox"/> <input type="checkbox"/> <input type="checkbox"/>	0.0#	\$	2014	\$	100	\$	675	\$	347	\$	1941		
PLPIC	Inside Curve - 24”D <ul style="list-style-type: none">Two module/grommet per table unitVelcro wire managers, gangers and all electrical accessories (excluding infeed kits and table-to-table jumpers) are includedInfeed kits and table-to-table jumpers ordered separatelyTables are designed for maximum leg spacingGlides and casters are not interchangeable without changing the height of the tableGanger kit with 2 ganging hooks includedPost Leg at 29” high	24 x 110”	PLPIC24	<input type="checkbox"/> <input type="checkbox"/> <input type="checkbox"/>	<input type="checkbox"/> <input type="checkbox"/> <input type="checkbox"/> <input type="checkbox"/>	<input type="checkbox"/> <input type="checkbox"/> <input type="checkbox"/>	<input type="checkbox"/> <input type="checkbox"/> <input type="checkbox"/>	<input type="checkbox"/> <input type="checkbox"/>	<input type="checkbox"/> <input type="checkbox"/>	<input type="checkbox"/> <input type="checkbox"/> <input type="checkbox"/> <input type="checkbox"/>	<input type="checkbox"/> <input type="checkbox"/> <input type="checkbox"/>	0.0#	\$	2266	\$	100	\$	675	\$	347	\$	1941		

A

B

C

D

E

F

G

H

I

HOW TO ORDER

Indicate the following information on order form:

- Quantity of each item.
- Model number, including options. See "How To Build a Model Number".
- Any special service required.

Note:

- The ☐ indicates that a choice is required.
- The absence of the ☐ indicates that no choice is required.
- Alpha-numeric characters in place of ☐ indicate that no other alternatives are available.

HOW TO BUILD A MODEL NUMBER

- A

Select basic model.
- B

Select edge style.

74P - 74P edge
- C

Select power option.

PMA2 - Pattern modules, Nacre pop-up (2) ; add \$1260

PMB2 - Pattern modules, Dubbel under-surface (2) ; add \$815

PMD2 - Pattern modules, Dean in-surface (2) ; add \$983

PMO2 - Pattern modules, Node in-surface (2) ; add \$768
- D

Select modesty panel.

NMP - No modesty panel

LMP - Laminate modesty panel

SMP - Perforated steel modesty panel

See pricing column for full modesty panel upcharge.
- E

Select edge color.

Refer to the **Product Color Options** page in this price list.

F

Select surface finish.

Refer to the **Product Color Options** page in this price list.

G

Select paint finish.

Refer to the **Product Color Options** page in this price list.

If chrome is specified with a steel modesty panel, modesty panel will be flannel.

H

Select grommet/module color.

I

Select base.

CST - Casters

GLD - Glides

Casters=2 locking/2 non-locking, black wheel, silver hub

FINISH INFORMATION

Additional Laminate Offering

KI offers laminates beyond those offered in the standard offering. Laminates that are currently available in the program can be viewed in KI product specification tools. Requests to add laminates to the program can be submitted via the product modification request process. Please note, requests to add laminates to the program must include the laminate manufacturer's name, color/pattern number, and finish code. Edge options are limited to standard edge colors. If a matching edge is required, this will need to be requested through the product modification request process and may be subject to additional costs. Due to varying manufacturing processes and quality issues with some laminates, some requests may be denied. Extended lead times and minimum order quantities may apply on orders containing special laminates. Contact the product modification team for questions or additional information regarding special laminates and pricing.

INFORMATION

Contact KI Customer Service for specific models that are UL listed.

Color Match

KI offers the additional option of color matching paint, polypropylene, or wood stain through Product Modification Requests. Contact customer service for details.

SPECIAL SERVICES

Special Carton Marking

With specially marked information N/C

Shipping

Ships **knocked down, FOB Bonduel, WI 54107, freight prepaid.** Freight class 125.

Specifications and prices are subject to change without prior notice.

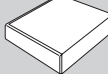
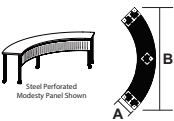
MyPlace™ Pillar™ Tables

Inside Curve - 36" High w/Single Circuit



MyPlace™ Pillar™ Tables

Inside Curve - 36" High w/Single Circuit

			MODEL NUMBER									<div></div>					
			Basic Model	Edge Style	Power Option	Modesty Panel	Edge Color	Surface Finish	Paint Color	Grommet/Module Color	Base						
MODEL			A x B									Approx. Packaged Weight	74P Edge (74P)	Laminate Grade 2 add to list price	Laminate Grade 3 add to list price	Steel Modesty Panel add to list price	Laminate Modesty Panel add to list price
<div></div> <div>PLPIC</div>	Inside Curve - 18”D	18 x 102”	PLPIC18H36	<input type="checkbox"/> <input type="checkbox"/> <input type="checkbox"/>	<input type="checkbox"/> <input type="checkbox"/> <input type="checkbox"/> <input type="checkbox"/>	<input type="checkbox"/> <input type="checkbox"/> <input type="checkbox"/>	<input type="checkbox"/> <input type="checkbox"/>	<input type="checkbox"/>	<input type="checkbox"/>	<input type="checkbox"/> <input type="checkbox"/> <input type="checkbox"/> <input type="checkbox"/>	<input type="checkbox"/> <input type="checkbox"/> <input type="checkbox"/>	0.0#	\$ 2065	\$ 100	\$ 675	\$ 347	\$ 1941
	<ul style="list-style-type: none">• Velcro wire managers, gangers and all electrical accessories (excluding infeed kits and table-to-table jumpers) are included• Infeed kits and table-to-table jumpers ordered separately• Tables are designed for maximum leg spacing• Glides and casters are not interchangeable without changing the height of the table• Ganger kit with 2 ganging hooks included• Post Leg at 36” high																
PLPIC	Inside Curve - 24”D	24 x 110”	PLPIC24H36	<input type="checkbox"/> <input type="checkbox"/> <input type="checkbox"/>	<input type="checkbox"/> <input type="checkbox"/> <input type="checkbox"/> <input type="checkbox"/>	<input type="checkbox"/> <input type="checkbox"/> <input type="checkbox"/>	<input type="checkbox"/> <input type="checkbox"/>	<input type="checkbox"/>	<input type="checkbox"/>	<input type="checkbox"/> <input type="checkbox"/> <input type="checkbox"/> <input type="checkbox"/>	<input type="checkbox"/> <input type="checkbox"/> <input type="checkbox"/>	0.0#	\$ 2376	\$ 100	\$ 675	\$ 347	\$ 1941
	<ul style="list-style-type: none">• Velcro wire managers, gangers and all electrical accessories (excluding infeed kits and table-to-table jumpers) are included• Infeed kits and table-to-table jumpers ordered separately• Tables are designed for maximum leg spacing• Glides and casters are not interchangeable without changing the height of the table• Ganger kit with 2 ganging hooks included• Post Leg at 36” high																
			A	B	C	D	E	F	G	H	I						

HOW TO ORDER

Indicate the following information on order form:

1. Quantity of each item.
2. Model number, including options. See "How To Build a Model Number".
3. Any special service required.

Note:

- The ☐ indicates that a choice is required.
- The absence of the ☐ indicates that no choice is required.
- Alpha-numeric characters in place of ☐ indicate that no other alternatives are available.

HOW TO BUILD A MODEL NUMBER

- A**Select basic model.
- B**Select edge style.

74P - 74P edge
- C**Select power option.

PMA2 - Pattern modules, Nacre pop-up (2) ; add \$1260

PMB2 - Pattern modules, Dubbel under-surface (2) ; add \$815

PMD2 - Pattern modules, Dean in-surface (2) ; add \$983

PMO2 - Pattern modules, Node in-surface (2) ; add \$768
- D**Select modesty panel.

NMP - No modesty panel

LMP - Laminate modesty panel

SMP - Perforated steel modesty panel

See pricing column for full modesty panel upcharge.
- E**Select edge color.

- Refer to the **Product Color Options** page in this price list.
- F**Select surface finish.

Refer to the **Product Color Options** page in this price list.
- G**Select paint finish.

Refer to the **Product Color Options** page in this price list.

If chrome is specified with a steel modesty panel, modesty panel will be flannel.
- H**Select grommet/module color.
- I**Select base.

CST - Casters

GLD - Glides

Casters=2 locking/2 non-locking, black wheel, silver hub

FINISH INFORMATION

Additional Laminate Offering

KI offers laminates beyond those offered in the standard offering. Laminates that are currently available in the program can be viewed in KI product specification tools. Requests to add laminates to the program can be submitted via the product modification request process. Please note, requests to add laminates to the program must include the laminate manufacturer's name, color/pattern number, and finish code. Edge options are limited to standard edge colors. If a matching edge is required, this will need to be requested through the product modification request process and may be subject to additional costs. Due to varying manufacturing processes and quality issues with some laminates, some requests may be denied. Extended lead times and minimum order quantities may apply on orders containing special laminates. Contact the product modification team for questions or additional information regarding special laminates and pricing.

INFORMATION

Contact KI Customer Service for specific models that are UL listed.

Color Match

KI offers the additional option of color matching paint, polypropylene, or wood stain through Product Modification Requests. Contact customer service for details.

SPECIAL SERVICES

Special Carton Marking

With specially marked information N/C

Shipping

Ships **knocked down, FOB Bonduel, WI 54107, freight prepaid.** Freight class 125.

Specifications and prices are subject to change without prior notice.

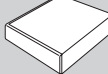

MyPlace™ Pillar™ Tables

Inside Curve - 42” High w/Single Circuit



MyPlace™ Pillar™ Tables

Inside Curve - 42” High w/Single Circuit

			MODEL NUMBER									<div></div>								
			Basic Model	Edge Style	Power Option	Modesty Panel	Edge Color	Surface Finish	Paint Color	Grommet/Module Color	Base									
MODEL			A x B									Approx. Packaged Weight	74P Edge (74P)		Laminate Grade 2 add to list price	Laminate Grade 3 add to list price	Steel Modesty Panel add to list price	Laminate Modesty Panel add to list price		
<div><p>Steel Reinforced Modesty Panel Shown</p></div> <div>PLPIC</div>	Inside Curve - 18”D	18 x 102”	PLPIC18H42	<input type="checkbox"/> <input type="checkbox"/> <input type="checkbox"/>	<input type="checkbox"/> <input type="checkbox"/> <input type="checkbox"/> <input type="checkbox"/>	<input type="checkbox"/> <input type="checkbox"/> <input type="checkbox"/>	<input type="checkbox"/> <input type="checkbox"/> <input type="checkbox"/>	<input type="checkbox"/> <input type="checkbox"/>	<input type="checkbox"/> <input type="checkbox"/> <input type="checkbox"/> <input type="checkbox"/>	<input type="checkbox"/> <input type="checkbox"/> <input type="checkbox"/>		0.0#	\$ 2115		\$ 100	\$ 675	\$ 347	\$ 1941		
	<ul style="list-style-type: none">• Velcro wire managers, gangers and all electrical accessories (excluding infeed kits and table-to-table jumpers) are included• Infeed kits and table-to-table jumpers ordered separately• Tables are designed for maximum leg spacing• Glides and casters are not interchangeable without changing the height of the table• Ganger kit with 2 ganging hooks included• Post Leg at 42” high																			
PLPIC	Inside Curve - 24”D	24 x 110”	PLPIC24H42	<input type="checkbox"/> <input type="checkbox"/> <input type="checkbox"/>	<input type="checkbox"/> <input type="checkbox"/> <input type="checkbox"/> <input type="checkbox"/>	<input type="checkbox"/> <input type="checkbox"/> <input type="checkbox"/>	<input type="checkbox"/> <input type="checkbox"/> <input type="checkbox"/>	<input type="checkbox"/> <input type="checkbox"/>	<input type="checkbox"/> <input type="checkbox"/> <input type="checkbox"/> <input type="checkbox"/>	<input type="checkbox"/> <input type="checkbox"/> <input type="checkbox"/>		0.0#	\$ 2367		\$ 100	\$ 675	\$ 347	\$ 1941		
	<ul style="list-style-type: none">• Velcro wire managers, gangers and all electrical accessories (excluding infeed kits and table-to-table jumpers) are included• Infeed kits and table-to-table jumpers ordered separately• Tables are designed for maximum leg spacing• Glides and casters are not interchangeable without changing the height of the table• Ganger kit with 2 ganging hooks included• Post Leg at 42” high																			
			A	B	C	D	E	F	G	H	I									

HOW TO ORDER

Indicate the following information on order form:

1. Quantity of each item.
2. Model number, including options. See “How To Build a Model Number”.
3. Any special service required.

Note:

- The ☐ indicates that a choice is required.
- The absence of the ☐ indicates that no choice is required.
- Alpha-numeric characters in place of ☐ indicate that no other alternatives are available.

HOW TO BUILD A MODEL NUMBER

- A**Select basic model.
- B**Select edge style.

74P - 74P edge
- C**Select power option.

PMA2 - Pattern modules, Nacre pop-up (2) ; add \$1260

PMB2 - Pattern modules, Dubbel under-surface (2) ; add \$815

PMD2 - Pattern modules, Dean in-surface (2) ; add \$983

PMO2 - Pattern modules, Node in-surface (2) ; add \$768
- D**Select modesty panel.

NMP - No modesty panel

LMP - Laminate modesty panel

SMP - Perforated steel modesty panel

See pricing column for full modesty panel upcharge.
- E**Select edge color.

Refer to the **Product Color Options** page in this price list.

FSelect surface finish.

Refer to the **Product Color Options** page in this price list.

GSelect paint finish.

Refer to the **Product Color Options** page in this price list.

If chrome is specified with a steel modesty panel, modesty panel will be flannel.

HSelect grommet/module color.

ISelect base.

CST - Casters

GLD - Glides

Casters=2 locking/2 non-locking, black wheel, silver hub

FINISH INFORMATION

Additional Laminate Offering

KI offers laminates beyond those offered in the standard offering. Laminates that are currently available in the program can be viewed in KI product specification tools. Requests to add laminates to the program can be submitted via the product modification request process. Please note, requests to add laminates to the program must include the laminate manufacturer's name, color/pattern number, and finish code. Edge options are limited to standard edge colors. If a matching edge is required, this will need to be requested through the product modification request process and may be subject to additional costs. Due to varying manufacturing processes and quality issues with some laminates, some requests may be denied. Extended lead times and minimum order quantities may apply on orders containing special laminates. Contact the product modification team for questions or additional information regarding special laminates and pricing.

INFORMATION

Contact KI Customer Service for specific models that are UL listed.

Color Match

KI offers the additional option of color matching paint, polypropylene, or wood stain through Product Modification Requests. Contact customer service for details.

SPECIAL SERVICES

Special Carton Marking

With specially marked information

N/C

Shipping

Ships **knocked down, FOB Bonduel, WI 54107, freight prepaid.** Freight class 125.

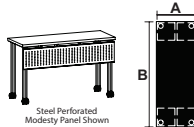
Specifications and prices are subject to change without prior notice.

MyPlace™ Pillar™ Tables

Rectangular - 29" High w/Single Circuit, 18" and 24" Deep

MyPlace™ Pillar™ Tables

Rectangular - 29" High w/Single Circuit, 18" and 24" Deep

			MODEL NUMBER									<div>Approx. Packaged Weight</div> <div>74P Edge (74P)</div> <div>Laminate Grade 2 add to list price</div> <div>Laminate Grade 3 add to list price</div> <div>Steel Modesty Panel add to list price</div> <div>Laminate Modesty Panel add to list price</div>									
			Basic Model	Edge Style	Power Option	Modesty Panel	Edge Color	Surface Finish	Paint Color	Grommet/ Module Color	Base										
<div><p>Steel Perforated Modesty Panel Shown</p><p>PLPRM</p></div>	MODEL	A x B	PLPRM1848	<input type="checkbox"/> <input type="checkbox"/>	<input type="checkbox"/> <input type="checkbox"/> <input type="checkbox"/> <input type="checkbox"/>	<input type="checkbox"/> <input type="checkbox"/> <input type="checkbox"/>	<input type="checkbox"/> <input type="checkbox"/>	<input type="checkbox"/> <input type="checkbox"/>	<input type="checkbox"/> <input type="checkbox"/> <input type="checkbox"/> <input type="checkbox"/>	<input type="checkbox"/> <input type="checkbox"/> <input type="checkbox"/>	0.0#	\$	756	\$	18	\$	115	\$	272	\$	334
	Rectangular Tables - 18"D	18 x 48"																			
	<ul style="list-style-type: none">• Velcro wire managers, gangers and all electrical accessories (excluding infeed kits and table-to-table jumpers) are included• Infeed kits and table-to-table jumpers ordered separately• Tables are designed for maximum leg spacing• Glides and casters are not interchangeable without changing the height of the table• Ganger kit with 2 ganging hooks included• Post Leg at 29" high																				
<p>PLPRM</p>	Rectangular Tables - 24"D	24 x 48"	PLPRM2448	<input type="checkbox"/> <input type="checkbox"/>	<input type="checkbox"/> <input type="checkbox"/> <input type="checkbox"/> <input type="checkbox"/>	<input type="checkbox"/> <input type="checkbox"/> <input type="checkbox"/>	<input type="checkbox"/> <input type="checkbox"/>	<input type="checkbox"/> <input type="checkbox"/>	<input type="checkbox"/> <input type="checkbox"/> <input type="checkbox"/> <input type="checkbox"/>	<input type="checkbox"/> <input type="checkbox"/> <input type="checkbox"/>	0.0#	\$	805	\$	18	\$	115	\$	272	\$	334
	<ul style="list-style-type: none">• Velcro wire managers, gangers and all electrical accessories (excluding infeed kits and table-to-table jumpers) are included• Infeed kits and table-to-table jumpers ordered separately• Tables are designed for maximum leg spacing• Glides and casters are not interchangeable without changing the height of the table• Ganger kit with 2 ganging hooks included• Post Leg at 29" high																				

A

B

C

D

E

F

G

H

I

HOW TO ORDER

Indicate the following information on order form:

1. Quantity of each item.
2. Model number, including options. See "How To Build a Model Number".
3. Any special service required.

Note:

- The ☐ indicates that a choice is required.
- The absence of the ☐ indicates that no choice is required.
- Alpha-numeric characters in place of ☐ indicate that no other alternatives are available.

HOW TO BUILD A MODEL NUMBER

- A**Select basic model.
- B**Select edge style.

74P- 74P edge
- C**Select power option.

PMA1- Pattern module, Nacre pop-up (1) ; add \$660

PMB1- Pattern module, Dubbel under-surface (1) ; add \$408

PMD1- Pattern module, Dean in-surface (1) ; add \$491

PMO1- Pattern module, Node in-surface (1) ; add \$384
- D**Select modesty panel.

NMP- No modesty panel

LMP- Laminate modesty panel

SMP- Perforated steel modesty panel

See pricing column for full modesty panel upcharge.
- E**Select edge color.

Refer to the **Product Color Options** page in this price list.

FSelect surface finish.

Refer to the **Product Color Options** page in this price list.

GSelect paint finish.

Refer to the **Product Color Options** page in this price list.

If chrome is specified with a steel modesty panel, modesty panel will be flannel.

HSelect grommet/module color.

ISelect base.

CST- Casters

GLD- Glides

Casters=2 locking/2 non-locking, black wheel, silver hub

FINISH INFORMATION

Additional Laminate Offering

KI offers laminates beyond those offered in the standard offering. Laminates that are currently available in the program can be viewed in KI product specification tools. Requests to add laminates to the program can be submitted via the product modification request process. Please note, requests to add laminates to the program must include the laminate manufacturer's name, color/pattern number, and finish code. Edge options are limited to standard edge colors. If a matching edge is required, this will need to be requested through the product modification request process and may be subject to additional costs. Due to varying manufacturing processes and quality issues with some laminates, some requests may be denied. Extended lead times and minimum order quantities may apply on orders containing special laminates. Contact the product modification team for questions or additional information regarding special laminates and pricing.

INFORMATION

Contact KI Customer Service for specific models that are UL listed.

Color Match

KI offers the additional option of color matching paint, polypropylene, or wood stain through Product Modification Requests. Contact customer service for details.

SPECIAL SERVICES

Special Carton Marking

With specially marked information N/C

Shipping

Ships **knocked down, FOB Bonduel, WI 54107, freight prepaid.** Freight class 125.


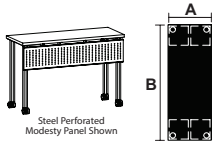
Specifications and prices are subject to change without prior notice.

MyPlace™ Pillar™ Tables

Rectangular - 36" High w/Single Circuit, 18" and 24" Deep

MyPlace™ Pillar™ Tables

Rectangular - 36" High w/Single Circuit, 18" and 24" Deep

	A x B	MODEL NUMBER									Approx. Packaged Weight	 74P Edge (74P)		Laminate Grade 2 add to list price	Laminate Grade 3 add to list price	Steel Modesty Panel add to list price	Laminate Modesty Panel add to list price
		Basic Model	Edge Style	Power Option	Modesty Panel	Edge Color	Surface Finish	Paint Color	Grommet/Module Color	Base							
 PLPRM Rectangular Tables - 18"D <ul style="list-style-type: none">• Velcro wire managers, gangers and all electrical accessories (excluding infeed kits and table-to-table jumpers) are included• Infeed kits and table-to-table jumpers ordered separately• Tables are designed for maximum leg spacing• Glides and casters are not interchangeable without changing the height of the table• Ganger kit with 2 ganging hooks included• Post Leg at 36" high	18 x 48"	PLPRM1848H36	<input type="checkbox"/> <input type="checkbox"/> <input type="checkbox"/>	<input type="checkbox"/> <input type="checkbox"/> <input type="checkbox"/> <input type="checkbox"/>	<input type="checkbox"/> <input type="checkbox"/> <input type="checkbox"/>	<input type="checkbox"/> <input type="checkbox"/> <input type="checkbox"/>	<input type="checkbox"/> <input type="checkbox"/>	<input type="checkbox"/> <input type="checkbox"/>	<input type="checkbox"/> <input type="checkbox"/> <input type="checkbox"/> <input type="checkbox"/>	<input type="checkbox"/> <input type="checkbox"/> <input type="checkbox"/>	0.0#	\$ 794		\$ 18	\$ 115	\$ 272	\$ 334
	24 x 48"	PLPRM2448H36	<input type="checkbox"/> <input type="checkbox"/> <input type="checkbox"/>	<input type="checkbox"/> <input type="checkbox"/> <input type="checkbox"/> <input type="checkbox"/>	<input type="checkbox"/> <input type="checkbox"/> <input type="checkbox"/>	<input type="checkbox"/> <input type="checkbox"/> <input type="checkbox"/>	<input type="checkbox"/> <input type="checkbox"/>	<input type="checkbox"/> <input type="checkbox"/>	<input type="checkbox"/> <input type="checkbox"/> <input type="checkbox"/> <input type="checkbox"/>	<input type="checkbox"/> <input type="checkbox"/> <input type="checkbox"/>	0.0#	\$ 838		\$ 18	\$ 115	\$ 272	\$ 334

HOW TO ORDER

Indicate the following information on order form:

1. Quantity of each item.
2. Model number, including options. See "How To Build a Model Number".
3. Any special service required.

Note:

- The ☐ indicates that a choice is required.
- The absence of the ☐ indicates that no choice is required.
- Alpha-numeric characters in place of ☐ indicate that no other alternatives are available.

HOW TO BUILD A MODEL NUMBER

- A**Select basic model.
- B**Select edge style.

74P - 74P edge
- C**Select power option.

PMA1 - Pattern module, Nacre pop-up (1) ; add \$660

PMB1 - Pattern module, Dubbel under-surface (1) ; add \$408

PMD1 - Pattern module, Dean in-surface (1) ; add \$491

PMO1 - Pattern module, Node in-surface (1) ; add \$384
- D**Select modesty panel.

NMP - No modesty panel

LMP - Laminate modesty panel

SMP - Perforated steel modesty panel

See pricing column for full modesty panel upcharge.
- E**Select edge color.

- Refer to the **Product Color Options** page in this price list.
- F**Select surface finish.

Refer to the **Product Color Options** page in this price list.
- G**Select paint finish.

Refer to the **Product Color Options** page in this price list.

If chrome is specified with a steel modesty panel, modesty panel will be flannel.
- H**Select grommet/module color.
- I**Select base.

CST - Casters

GLD - Glides

Casters=2 locking/2 non-locking, black wheel, silver hub

FINISH INFORMATION

Additional Laminate Offering

KI offers laminates beyond those offered in the standard offering. Laminates that are currently available in the program can be viewed in KI product specification tools. Requests to add laminates to the program can be submitted via the product modification request process. Please note, requests to add laminates to the program must include the laminate manufacturer's name, color/pattern number, and finish code. Edge options are limited to standard edge colors. If a matching edge is required, this will need to be requested through the product modification request process and may be subject to additional costs. Due to varying manufacturing processes and quality issues with some laminates, some requests may be denied. Extended lead times and minimum order quantities may apply on orders containing special laminates. Contact the product modification team for questions or additional information regarding special laminates and pricing.

INFORMATION

Contact KI Customer Service for specific models that are UL listed.

Color Match

KI offers the additional option of color matching paint, polypropylene, or wood stain through Product Modification Requests. Contact customer service for details.

SPECIAL SERVICES

Special Carton Marking

With specially marked information N/C

Shipping

Ships **knocked down, FOB Bonduel, WI 54107, freight prepaid.** Freight class 125.


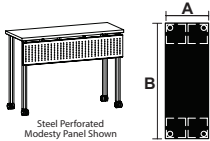
Specifications and prices are subject to change without prior notice.

MyPlace™ Pillar™ Tables

Rectangular - 42" High w/Single Circuit, 18" and 24" Deep

MyPlace™ Pillar™ Tables

Rectangular - 42" High w/Single Circuit, 18" and 24" Deep

	A x B	MODEL NUMBER									Approx. Packaged Weight	 74P Edge (74P)		Laminate Grade 2 add to list price	Laminate Grade 3 add to list price	Steel Modesty Panel add to list price	Laminate Modesty Panel add to list price
		Basic Model	Edge Style	Power Option	Modesty Panel	Edge Color	Surface Finish	Paint Color	Grommet/Module Color	Base							
 PLPRM Rectangular Tables - 18"D <ul style="list-style-type: none">• Velcro wire managers, gangers and all electrical accessories (excluding infeed kits and table-to-table jumpers) are included• Infeed kits and table-to-table jumpers ordered separately• Tables are designed for maximum leg spacing• Glides and casters are not interchangeable without changing the height of the table• Ganger kit with 2 ganging hooks included• Post Leg at 42" high	18 x 48"	PLPRM1848H42	<input type="checkbox"/> <input type="checkbox"/> <input type="checkbox"/>	<input type="checkbox"/> <input type="checkbox"/> <input type="checkbox"/> <input type="checkbox"/>	<input type="checkbox"/> <input type="checkbox"/> <input type="checkbox"/>	<input type="checkbox"/> <input type="checkbox"/> <input type="checkbox"/>	<input type="checkbox"/> <input type="checkbox"/>	<input type="checkbox"/> <input type="checkbox"/>	<input type="checkbox"/> <input type="checkbox"/> <input type="checkbox"/> <input type="checkbox"/>	<input type="checkbox"/> <input type="checkbox"/> <input type="checkbox"/>	0.0#	\$ 835		\$ 18	\$ 115	\$ 272	\$ 334
 PLPRM Rectangular Tables - 24"D <ul style="list-style-type: none">• Velcro wire managers, gangers and all electrical accessories (excluding infeed kits and table-to-table jumpers) are included• Infeed kits and table-to-table jumpers ordered separately• Tables are designed for maximum leg spacing• Glides and casters are not interchangeable without changing the height of the table• Ganger kit with 2 ganging hooks included• Post Leg at 42" high	24 x 48"	PLPRM2448H42	<input type="checkbox"/> <input type="checkbox"/> <input type="checkbox"/>	<input type="checkbox"/> <input type="checkbox"/> <input type="checkbox"/> <input type="checkbox"/>	<input type="checkbox"/> <input type="checkbox"/> <input type="checkbox"/>	<input type="checkbox"/> <input type="checkbox"/> <input type="checkbox"/>	<input type="checkbox"/> <input type="checkbox"/>	<input type="checkbox"/> <input type="checkbox"/>	<input type="checkbox"/> <input type="checkbox"/> <input type="checkbox"/> <input type="checkbox"/>	<input type="checkbox"/> <input type="checkbox"/> <input type="checkbox"/>	0.0#	\$ 873		\$ 18	\$ 115	\$ 272	\$ 334
		A	B	C	D	E	F	G	H	I							

HOW TO ORDER

Indicate the following information on order form:

1. Quantity of each item.
2. Model number, including options. See "How To Build a Model Number".
3. Any special service required.

Note:

- The ☐ indicates that a choice is required.
- The absence of the ☐ indicates that no choice is required.
- Alpha-numeric characters in place of ☐ indicate that no other alternatives are available.

HOW TO BUILD A MODEL NUMBER

- A**Select basic model.
- B**Select edge style.

74P - 74P edge
- C**Select power option.

PMA1 - Pattern module, Nacre pop-up (1) ; add \$660

PMB1 - Pattern module, Dubbel under-surface (1) ; add \$408

PMD1 - Pattern module, Dean in-surface (1) ; add \$491

PMO1 - Pattern module, Node in-surface (1) ; add \$384
- D**Select modesty panel.

NMP - No modesty panel

LMP - Laminate modesty panel

SMP - Perforated steel modesty panel

See pricing column for full modesty panel upcharge.
- E**Select edge color.

Refer to the **Product Color Options** page in this price list.

FSelect surface finish.

Refer to the **Product Color Options** page in this price list.

GSelect paint finish.

Refer to the **Product Color Options** page in this price list.

If chrome is specified with a steel modesty panel, modesty panel will be flannel.

HSelect grommet/module color.

ISelect base.

CST - Casters

GLD - Glides

Casters=2 locking/2 non-locking, black wheel, silver hub

FINISH INFORMATION

Additional Laminate Offering

KI offers laminates beyond those offered in the standard offering. Laminates that are currently available in the program can be viewed in KI product specification tools. Requests to add laminates to the program can be submitted via the product modification request process. Please note, requests to add laminates to the program must include the laminate manufacturer's name, color/pattern number, and finish code. Edge options are limited to standard edge colors. If a matching edge is required, this will need to be requested through the product modification request process and may be subject to additional costs. Due to varying manufacturing processes and quality issues with some laminates, some requests may be denied. Extended lead times and minimum order quantities may apply on orders containing special laminates. Contact the product modification team for questions or additional information regarding special laminates and pricing.

INFORMATION

Contact KI Customer Service for specific models that are UL listed.

Color Match

KI offers the additional option of color matching paint, polypropylene, or wood stain through Product Modification Requests. Contact customer service for details.

SPECIAL SERVICES

Special Carton Marking

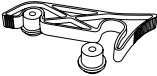
With specially marked information N/C

Shipping

Ships **knocked down, FOB Bonduel, WI 54107, freight prepaid**. Freight class 125.

Specifications and prices are subject to change without prior notice.



	MODEL NUMBER			
	Basic Model	Approx. Packaged Weight	Delivered Pricing	
 HRDPT	MODEL			
	Table Ganger (Set of 2 for one table-to-table gang)	13.3115	1.0#	\$ 17
	• KIT INCLUDES:			
	• 2 black nylon ganging hooks			
	• 6 nylon pegs			
	• 6 #14 x 1-1/2" screws			
	• Ganger kits available on multiple table lines			
	• Ganger kits must be ordered separately			

A

HOW TO ORDER

Indicate the following information on order form:

- Quantity of each item.
- Model number, including options. See “How To Build a Model Number”.
- Any special service required.

Note:

- The ☐ indicates that a choice is required.
- The absence of the ☐ indicates that no choice is required.
- Alpha-numeric characters in place of ☐ indicate that no other alternatives are available.

HOW TO BUILD A MODEL NUMBER

A Select basic model.

SPECIAL SERVICES

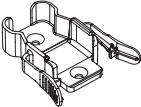
Special Carton Marking

With specially marked information N/C

Shipping
Ships **knocked down, FOB Bonduel, WI 54107, freight prepaid.** Freight class 125.

Specifications and prices are subject to change without prior notice.



		MODEL NUMBER			
		Basic Model	Paint Color		
MODEL	L			Approx. Packaged Weight	Delivered Pricing
HRDPT	Pattern Infeed <ul style="list-style-type: none">• 108” cord plugs into standard 15 amp outlet• Kit includes Pattern infeed, grey power distribution block, 12” Pattern jumper and white power distribution block• Can be installed anywhere in the run (middle or end)• Jumper length cannot exceed 600” or 50’ per infeed• 90 degree angled plug• Includes one Pattern quick release tool• Includes vertical wire management	IFPAT.PI	<input type="checkbox"/> <input type="checkbox"/>	0.0#	\$ 339
HRDPT	Pattern Jumper <ul style="list-style-type: none">• Each jumper kit includes jumper and grey power distribution block• Review product Planning Guide for table-to-table jumper length guidance	53” JPPAT.53		1.0#	\$ 109
		75” JPPAT.75		1.0#	115
		101” JPPAT.101		1.0#	139
 HRDPT	Pattern Quick Release Tool <ul style="list-style-type: none">• Snaps onto Pattern plugs to make disconnecting Pattern connections easier• Can be moved to multiple connections• Stores snapped onto one connection for easy access	BE04878.BL		0.0#	\$ 3

A

B

HOW TO ORDER

Indicate the following information on order form:

1. Quantity of each item.
2. Model number, including options. See “How To Build a Model Number”.
3. Any special service required.

Note:

- The ☐ indicates that a choice is required.
- The absence of the ☐ indicates that no choice is required.
- Alpha-numeric characters in place of ☐ indicate that no other alternatives are available.

HOW TO BUILD A MODEL NUMBER

- A** Select basic model.
- B** Select paint color.
Refer to the **Product Color Options** page in this price list.

SPECIAL SERVICES




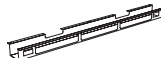
Special Carton Marking

With specially marked information N/C

Shipping
Ships **knocked down, FOB Bonduel, WI 54107, freight prepaid.** Freight class 125.

Specifications and prices are subject to change without prior notice.



		MODEL NUMBER				
		Basic Model	Paint Color			
MODEL		L			Approx. Packaged Weight	Delivered Pricing
 HRDPT	Pattern Wire Trough <ul style="list-style-type: none">Designed to work on training style basesKeeps wires enclosed and tidyAllows Snap-in RPT modules to snap into user side of trough while still having access to cablesWire pass throughs on non-user sideElectrical components to be ordered separately22 gauge steel constructionIntended for installation into pre-drilled pilot holesMounting hardware included4.4"W x 3.2"H x 18"LOne kit for 36" and 42" training or post leg tables (fixed & nesting: rectangle, chevron, scale-up)Not compatible with 18"D tables	18"	TGH.PI.36	<input type="checkbox"/> <input type="checkbox"/>	0.0#	\$ 66
 HRDPT	Pattern Wire Trough <ul style="list-style-type: none">4.4"W x 3.2"H x 30"LOne kit for 48" and 54" training or post leg tables (fixed & nesting: rectangle, chevron, scale-up)Not compatible with 18"D tables	30"	TGH.PI.48	<input type="checkbox"/> <input type="checkbox"/>	0.0#	\$ 84
 HRDPT	Pattern Wire Trough <ul style="list-style-type: none">4.4"W x 3.2"H x 42"LOne kit for 60" and 66" training or post leg tables (fixed & nesting: rectangle, chevron, scale-up)Not compatible with 18"D tables	42"	TGH.PI.60	<input type="checkbox"/> <input type="checkbox"/>	0.0#	\$ 94
 HRDPT	Pattern Wire Trough <ul style="list-style-type: none">4.4"W x 3.2"H x 54"LOne kit for 72" training or post leg tables (fixed & nesting: rectangle, chevron, scale-up)Not compatible with 18"D tables	54"	TGH.PI.72	<input type="checkbox"/> <input type="checkbox"/>	0.0#	\$ 107

A

B

HOW TO ORDER

Indicate the following information on order form:

- Quantity of each item.
- Model number, including options. See “How To Build a Model Number”.
- Any special service required.

Note:

- The ☐ indicates that a choice is required.
- The absence of the ☐ indicates that no choice is required.
- Alpha-numeric characters in place of ☐ indicate that no other alternatives are available.

HOW TO BUILD A MODEL NUMBER

- A**Select basic model.
- B**Select paint color.
Refer to the **Product Color Options** page in this price list.

SPECIAL SERVICES

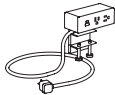
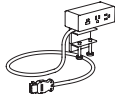
Special Carton Marking

With specially marked information N/C

Shipping
Ships **knocked down, FOB Bonduel, WI 54107, freight prepaid.** Freight class 125.

Specifications and prices are subject to change without prior notice.



			MODEL NUMBER			
			Basic Model	Module Color		
<div> HRDPT</div>	MODEL	Features			Approx. Packaged Weight	Delivered Pricing
	Dean Clamp-on Power Module (Corded)	36” Cord	MOD.MC1.36	<input type="checkbox"/> <input type="checkbox"/>	1.0#	\$ 305
		• Toolessly clamps onto worksurfaces 3/4” to 1-1/2” thick	108” Cord	MOD.MC1.108	<input type="checkbox"/> <input type="checkbox"/>	311
		• Not compatible with modesty panels	180” Cord	MOD.MC1.180	<input type="checkbox"/> <input type="checkbox"/>	322
		• Provides two 3-prong receptacles, one USB-A and one USB-C charging port				
		• Includes two strain-relief clips included for wire management				
		• 15A approved				
		• UL listed				
<div> HRDPT</div>	Dean Clamp-on Power Module (Pattern)	40” Pattern Cord	MOD.PMC1.40	<input type="checkbox"/> <input type="checkbox"/>	1.0#	\$ 366
		• Toolessly clamps onto worksurfaces 3/4” to 1-1/2” thick				
		• Not compatible with modesty panels				
		• Provides two 3-prong receptacles, one USB-A and one USB-C charging port				
		• Pattern Infeed, jumpers, and gangers ordered separately				
		• Wire management not included				
		• 15A approved				
		• UL listed				
			A	B		

HOW TO ORDER

Indicate the following information on order form:

- Quantity of each item.
- Model number, including options. See “How To Build a Model Number”.
- Any special service required.

Note:

- The ☐ indicates that a choice is required.
- The absence of the ☐ indicates that no choice is required.
- Alpha-numeric characters in place of ☐ indicate that no other alternatives are available.

HOW TO BUILD A MODEL NUMBER

- A** Select basic model.
- B** Select module color.
Refer to the **Product Color Options** page in this price list.

SPECIAL SERVICES

Special Carton Marking

With specially marked information N/C

Shipping
Ships **knocked down, FOB Bonduel, WI 54107, freight prepaid.** Freight class 125.

Specifications and prices are subject to change without prior notice.



1330 BELLEVUE STREET
GREEN BAY, WI 54302
800.424.2432 / KI.COM

KI is a trusted expert for furniture and wall systems around the globe.
USA | CANADA | MEXICO | UK | EUROPE | ASIA | MIDDLE EAST
© 2023 Krueger International, Inc. All Rights Reserved.