



# ATHENS<sup>®</sup> TABLES

---

PRICE LIST

EFFECTIVE APRIL 2, 2025  
800.424.2432

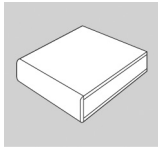
<b>Athens® Tables</b>	
General Information	3
Product Color Options	7
Square--Tapered Base, 3" Column, Fixed Height	8
Square--Flat Disc Base, 4" Column, Fixed Height	9
Square--Flat Disc Base, 5.5" Column, Fixed Height	10
Round--Tapered Base, 3" Column, Fixed Height	11
Round--Tapered Base, 3" Column, Adjustable Height	12
Round--Flat Disc Base, 4" Column, Fixed Height	13
Round--Flat Disc Base, 5.5" Column, Fixed Height	14
<b>Athens® Booth Tables</b>	
Square--Flat Disc Base, 4" Column, Fixed Height	15
Rectangular--Flat Disc Base, 4" Column, Fixed Height	16



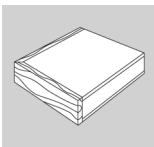
Round Tapered Base



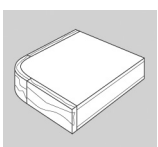
Round Disc Base



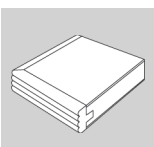
Laminate; 74P edge; square corner (74P)



Laminate; 3/8" x 1-1/4" wood band edge; square corner; corner joint is not mitered (34S)



Laminate; 3/8 x 1-1/4" wood band edge; radius corner (34R)



Veneer-Reed; solid wood T-edge on 1-1/8" particleboard (RE)



Veneer-Plateau; post-formed veneer over 1-1/8" MDF (PT)

INFORMATION

**Warranty**  
Refer to KI Terms & Conditions document or visit [ki.com](http://ki.com)



PRODUCT SPECIFICATIONS

Athens® Table

December 2020

TECHNICAL SPECIFICATIONS

Table Bases

Tapered Base (ATH3)

Tapered round pedestal base is .07" thick steel. Tapered base is 26" in diameter for 36" square and 42" Round tops only. Tapered base is 22" diameter for all other top sizes. 3" diameter column is constructed of 14-gauge steel. Table mounting plate is 7-gauge steel, and attaches to the underside of the worksurface using eight # 12 Phillips pan head screws. Adjustable glides are 1" diameter, nickel plated with 5/16" stems. No tools are required for glide adjustment.

Disc Base (ATH4)

Flat round pedestal base is a .07" thick steel cover over a 1/4" thick steel plate. Base is 20" diameter for all 24" and 30" round table units and for all 24" square table units. Base is 24" diameter for all 36" round table units, for 42" round table units at 29" OTH (overall table height), and for all 30" square table units. Base is 32" diameter for 42" round table units at 42" OTH, and for all 36" and 42" square table units. 4" diameter column is constructed of 14-gauge steel. Table mounting plate is 7-gauge steel, and attaches to the underside of the worksurface using eight # 12 Phillips pan head screws. Adjustable glides are 1" diameter nickel plated with 5/16" stems. No tools are required for glide adjustment.

Table Base ATH5

Flat round pedestal base is a .07" thick steel cover over a 1/4" thick steel plate. Base is 32" diameter for all round and square table units. 5" diameter column is constructed of 14-gauge steel and is used for all 48" and 54" round table units and all square table units. 6" diameter column is used on 60" round table units and is constructed of 14-gauge steel. Table mounting plate is 7-gauge steel, and attaches to the underside of the worksurface with eight # 12 Phillips pan head screws. Adjustable glides are 1" diameter nickel plated with 5/16" stems. No tools are required for glide adjustment.

Booth Table Base

Heavy Base (AHDAA & AHDAC)

Heavy round pedestal base consists of a 14-gauge spun steel cover adhered to two 1/4" thick steel plates. Heavy base is 20" in diameter for all 24" and 26" booth table units, 24" in diameter for all 30" and 36" units and 32" in diameter for 42" and 48" units. 4" diameter column is constructed of 14-gauge steel. Table mounting plate is 7-gauge steel, and attaches to the underside of the worksurface using eight # 12 Phillips pan head screws. Adjustable glides are 1" diameter nickel plated with 5/16" stems. No tools are required for glide adjustment.

Base Finishes

Standard base finishes include electroplated chrome and powder-coated, oven-cured paint.

Laminate Table Surfaces

Laminate tops feature a 1 1/8" thick high-density particleboard core with high-pressure laminate top and phenolic backing sheet. Total thickness of table top is 1 1/4". Tops are pre-drilled.

Veneer Table Surfaces

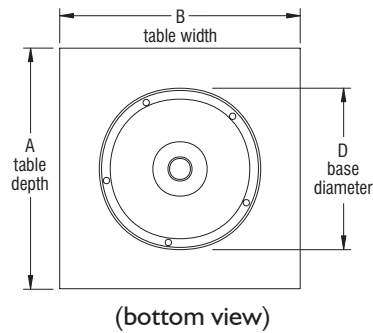
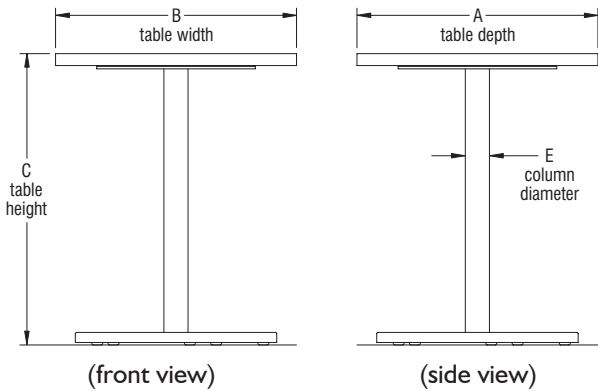
Veneer tops feature a 1 1/8" thick high-density particleboard core with wood veneer and backing sheet, and finished with a catalyzed varnish finish. Total thickness of table top is 1 1/4". Tops are pre-drilled.

DIMENSIONS

Athens Square Tables

Model Number	A Table Depth	B Table Width	C Table Height	D Base Diameter	E Column Diameter
AH3S2429	24"	24"	29"	22"	3"
AH3S3029	30"	30"	29"	22"	3"
AH3S3629	36"	36"	29"	26"	3"
AH3S2442	24"	24"	42"	22"	3"
AH3S3042	30"	30"	42"	22"	3"
AH4S2429	24"	24"	29"	20"	4"
AH4S3029	30"	30"	29"	24"	4"
AH4S3629	36"	36"	29"	32"	4"
AH4S4229	42"	42"	29"	32"	4"
AH4S2442	24"	24"	42"	20"	4"
AH4S3042	30"	30"	42"	24"	4"
AH4S3642	36"	36"	42"	32"	4"
AH4S4242	42"	42"	42"	32"	4"
AH5S3629	36"	36"	29"	32"	5"
AH5S4229	42"	42"	29"	32"	5"
AH5S4829	48"	48"	29"	32"	5"
AH5S3642	36"	36"	42"	32"	5"
AH5S4242	42"	42"	42"	32"	5"
AH5S4842	48"	48"	42"	32"	5"

(model AH4S2429 with disc base (ATH4) shown)

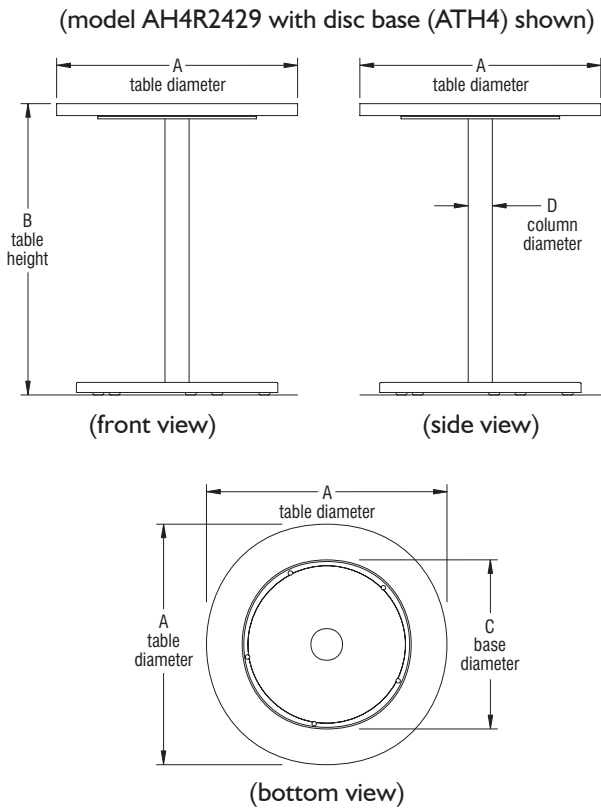




DIMENSIONS

Athens Round Tables

Model Number	A Table Diameter	B Table Height	C Base Diameter	D Column Diameter
AH3R2429	24"	29"	22"	3"
AH3R3029	30"	29"	22"	3"
AH3R3629	36"	29"	22"	3"
AH3R4229	42"	29"	26"	3"
AH3R2442	24"	42"	22"	3"
AH3R3042	30"	42"	22"	3"
AH3R3642	36"	42"	22"	3"
AH4R2429	24"	29"	20"	4"
AH4R3029	30"	29"	20"	4"
AH4R3629	36"	29"	24"	4"
AH4R4229	42"	29"	24"	4"
AH4R2442	24"	42"	20"	4"
AH4R3042	30"	42"	20"	4"
AH4R3642	36"	42"	24"	4"
AH4R4242	42"	42"	32"	4"
AH5R4829	48"	29"	32"	5"
AH5R5429	54"	29"	32"	5"
AH5R6029	60"	29"	32"	5"
AH5R4842	48"	42"	32"	5"

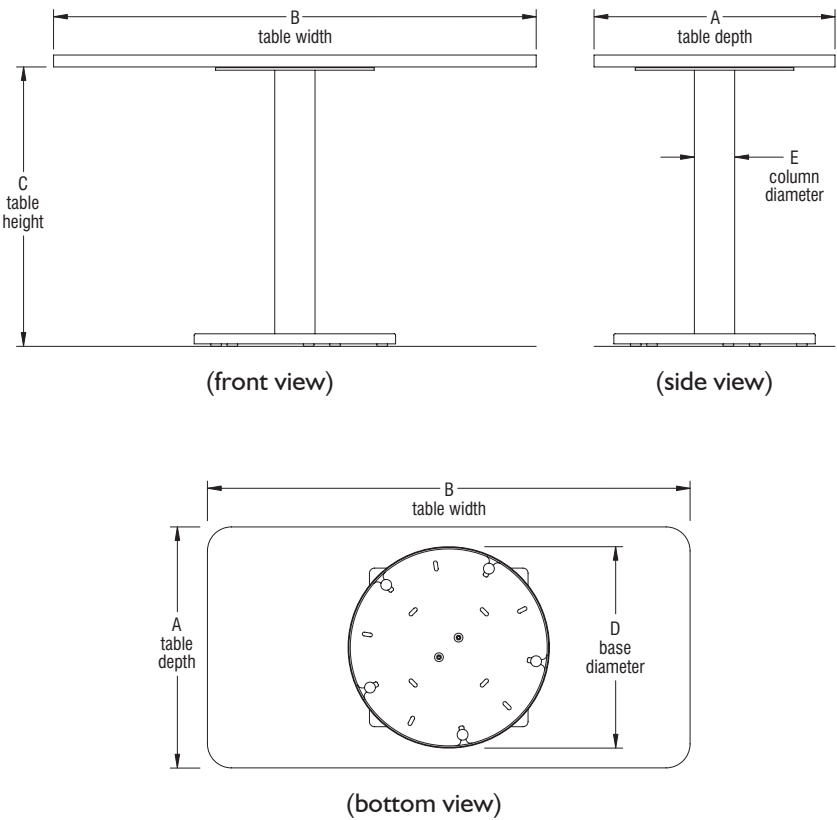


DIMENSIONS

Athens Rectangular & Square Booth Tables

Model Number	A Table Depth	B Table Width	C Table Height	D Base Diameter	E Column Diameter
AHDAA2448	24"	48"	29"	20"	4"
AHDAA2648	26"			24"	
AHDAA3048	30"				
AHDAA3648	36"				
AHDAA4248	42"			32"	
AHDAC48	48"				


(model AHDAA2448 with disc base (ATH4) shown)






STATEMENT OF LINE


Athens Square Tables



Square Table, 3" Column, 29" H  
AH3S2429  
AH3S3029  
AH3S3629



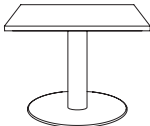
Square Table, 3" Column, 42" H  
AH3S2442  
AH3S3042




Square Table, 4" Column, 29" H  
AH4S2429  
AH4S3029  
AH4S3629  
AH4S4229



Square Table, 4" Column, 42" H  
AH4S2442  
AH4S3042  
AH4S3642  
AH4S4242



Square Table, 5" Column, 29" H  
AH5S3629  
AH5S4229  
AH5S4829




Square Table, 5" Column, 42" H  
AH5S3629  
AH5S4229  
AH5S4829

Athens Round Tables




Round Table, 3" Column, 29" H  
AH3R2429  
AH3R3029  
AH3R3629  
AH3R4229



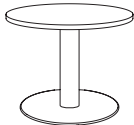
Square Table, 3" Column, 42" H  
AH3R2442  
AH3R3042  
AH3R3642



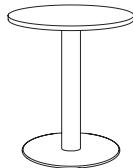
Round Table, 4" Column, 29" H  
AH4R2429  
AH4R3029  
AH4R3629  
AH4R4229



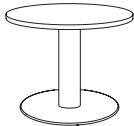
Round Table, 4" Column, 42" H  
AH4R2442  
AH4R3042  
AH4R3642  
AH4R4242



Round Table, 5" Column, 29" H  
AH5R4829  
AH5R5429



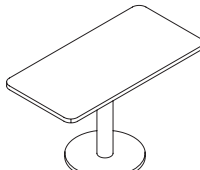
Round Table, 5" Column, 42" H  
AH5R4842



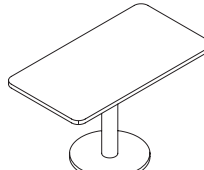
Round Table, 6" Column, 29" H  
AH6R6029

STATEMENT OF LINE

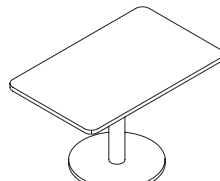
Athens Rectangular Booth Tables



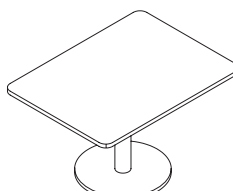
AHDAA2448



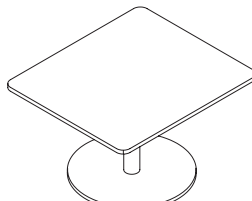
AHDAA2648



AHDAA3048

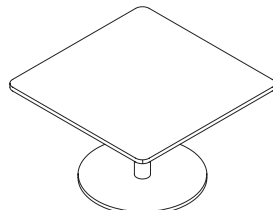


AHDAA3648



AHDAA4248

Athens Square Booth Tables



AHDAC48



Surface Finish--Grade 1 Standard Laminate		Edge Color for 74P Edge		Veneer Surface and Edge Colors for RE and PT Edge	
Beigewood	LBZ	Akira	EAK	Cherry Storm on Maple	MCX
Belair	LBQ	Beigewood	EBZ	Cinnamon on Maple	MCN
Biltmore Cherry	LBT	Belair	EBQ	Cocoa on Maple	MCA
Black	LBK	Biltmore Cherry	EBT	Kensington Maple on Maple	MMA
Brighton Walnut	LBW	Black	EBL	Monticello Maple on Maple	MMT
Castle Oak	LCO	Black Hills Oak	EBH	River Cherry on Maple	MRY
Casual Linen	LCU	Blue Grey	EGR		
Cherry Storm	LCX	Brighton Walnut	EBW	Wood Edge Finish for 34R and 34S Edge	
Cocobala	LCC	Castle Oak	ECO	Biltmore Cherry on Maple	MBT
Crisp Linen	LRI	Cayenne	ECY	Brighton Walnut on Maple	MBW
Designer White	LDR	Cherry Storm	ECX	Castle Oak on Maple	VOK
Dove Grey	LDG	Cocobala	ECC	Cherry Storm on Maple	MCX
Florence Walnut	LFC	Cool Grey	ECG	Cinnamon on Maple	MCN
Friston Ash	LFH	Cumberland Walnut	ECJ	Cocoa on Maple	MCA
Frosty White	LFW	Dering Forest	EDF	Florence Walnut on Maple	MFC
Graphite Nebula	LGN	Designer White	EDR	Kensington Maple on Maple	MMA
Grey	LGE	Earthen Clay	EEY	Monticello Maple on Maple	MMT
High Rise	LHE	Everglade Shade	EEV	River Cherry on Maple	MRY
Hollyberry	LHY	Fawn Cypress	EFQ	MBT and MBW are not supported with samples	
Island	LID	Flannel	EFN		
Italian Silver Ash	LIT	Florence Walnut	EFC	Base Finish	
Kensington Maple	LKM	Friston Ash	EFH	Black	BL
Lapis Blue	LLB	Frosty White	EFW	Blue Grey	GR
Monticello Maple	LMT	Hartley Walnut	EHW	Bronze Metallic	ZM
North Sea	LNA	Hazy Jade	EHJ	Cayenne	CY
Ocean	LON	Honey Bee	EHY	Champagne Metallic	CM
Pinnacle Walnut	LPW	Italian Silver Ash	EIT	Cool Grey	CG
River Cherry	LRY	Kensington Maple	EKM	Cottonwood	CO
Shadow Zephyr	LSR	Light Tone	ELG	Earthen Clay	EY
Sterling Ash	LAZ	Mardi Gras	EMG	Espresso Metallic	EX
Titanium Evolv	LTV	Misty Brown	EMY	Everglade Shade	EV
White Nebula	LWL	Monticello Maple	EMT	Flannel	FN
White Sand	LWN	Multiplex	EMB	Glitz Metallic	GZ
Windsor Mahogany	LWY	Nemo	ENE	Hazy Jade	HJ
		Nordic	END	Honey Bee	HY
Surface Finish--Grade 2 Standard Laminate		Pinnacle Walnut	EPW	Light Tone	LG
Akira	LAK	Poppy Red	EPR	Mardi Gras	MG
Black Alicante	LBY	Purple Haze	EPH	Misty Brown	MY
Black Hills Oak	LBH	Rainforest	ERQ	Nemo	NE
Calcutta Marble	LCQ	Raleigh Walnut	ERW	Nordic	ND
Dering Forest	LDF	River Cherry	ERY	Poppy Red	PR
Fawn Cypress	LFQ	Rubber Ducky	ERK	Purple Haze	PH
Ice Mist	LIM	Sand	ESA	Rainforest	RQ
Markerboard White	LMK	Sky Blue	ESK	Raw Jasper	RJ
Valley Forge Elm	LVF	Solano Walnut	ESG	Rubber Ducky	RK
White River Forest	LWR	Sterling Ash	EAZ	Sand	SA
Surface Finish--Grade 3 Standard Laminate		Surf's Up	ESP	Sky Blue	SK
Black Velvet	LBV	Tarragon	ETQ	Starlight Silver Metallic	SX
Cumberland Walnut	LCJ	Twilight Shadow	ETI	Surf's Up	SP
Designer White Velvet	LDE	Ultra Blue	EUB	Tarragon	TQ
Hartley Walnut	LHW	Valley Forge Elm	EVF	Twilight Shadow	TI
Nile Velvet	LNL	Warm Grey	EWG	Ultra Blue	UB
Raleigh Walnut	LRW	White River Forest	EWR	Warm Grey	WG
Solano Walnut	LSG	Windsor Mahogany	EWY	Zesty Lime	ZL
Spruce Velvet	LSC	Zesty Lime	EZL	Chrome is available at an upcharge.	

Finish Cards

View color swatches for items listed within this document.

- |                      |                    |                     |                      |
|----------------------|--------------------|---------------------|----------------------|
| <u>Paints</u>        | <u>Wood/Veneer</u> | <u>Molded Edges</u> | <u>Hard Plastics</u> |
| <u>Plastics/Poly</u> | <u>Laminates</u>   | <u>Edge Styles</u>  | <u>Glass</u>         |

Certain options referenced may not be available on GSA Schedule.

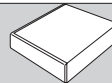
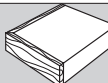
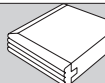
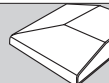




# Athens® Tables

Square--Tapered Base, 3" Column, Fixed Height



# Athens® Tables

Square--Tapered Base, 3" Column, Fixed Height

				MODEL NUMBER												
				Basic Model	Edge Style	Edge Color	Base Finish	Surface Finish	Approx. Packaged Weight					Laminate Grade 2 add to list price	Laminate Grade 3 add to list price	
MODEL		Features	A x B							74P Edge (74P)	3/8" Wood Band Edge (34S)	Veneer Reed (RE)	Veneer Plateau (PT)			
 ATH3		<b>Square Tables, 3" Column, 29"H</b> <ul style="list-style-type: none"><li>• 3" column diameter</li><li>• 29" unit height</li><li>• 22" base diameter on 24" and 30" tables</li><li>• 26" base diameter on 36" table</li><li>• Tapered base</li></ul>		Powdercoat	24 x 24"	AH3S2429P	<input type="checkbox"/> <input type="checkbox"/> <input type="checkbox"/>	<input type="checkbox"/> <input type="checkbox"/> <input type="checkbox"/>	48.0#	\$ 808	\$ 899	\$ 1660	\$ 1727	\$ 18	\$ 115	
		Chrome	24 x 24"	AH3S2429C	<input type="checkbox"/> <input type="checkbox"/> <input type="checkbox"/>	<input type="checkbox"/> <input type="checkbox"/> <input type="checkbox"/>	CH	<input type="checkbox"/> <input type="checkbox"/> <input type="checkbox"/>	48.0#	1112	1121	2077	2161	18	115	
		Powdercoat	30 x 30"	AH3S3029P	<input type="checkbox"/> <input type="checkbox"/> <input type="checkbox"/>	<input type="checkbox"/> <input type="checkbox"/> <input type="checkbox"/>	<input type="checkbox"/> <input type="checkbox"/>	<input type="checkbox"/> <input type="checkbox"/> <input type="checkbox"/>	58.0#	849	962	1843	1911	25	170	
		Chrome	30 x 30"	AH3S3029C	<input type="checkbox"/> <input type="checkbox"/> <input type="checkbox"/>	<input type="checkbox"/> <input type="checkbox"/> <input type="checkbox"/>	CH	<input type="checkbox"/> <input type="checkbox"/> <input type="checkbox"/>	58.0#	1167	1200	2302	2389	25	170	
		Powdercoat	36 x 36"	AH3S3629P	<input type="checkbox"/> <input type="checkbox"/> <input type="checkbox"/>	<input type="checkbox"/> <input type="checkbox"/> <input type="checkbox"/>	<input type="checkbox"/> <input type="checkbox"/>	<input type="checkbox"/> <input type="checkbox"/> <input type="checkbox"/>	73.0#	921	1070	2389	2476	35	225	
		Chrome	36 x 36"	AH3S3629C	<input type="checkbox"/> <input type="checkbox"/> <input type="checkbox"/>	<input type="checkbox"/> <input type="checkbox"/> <input type="checkbox"/>	CH	<input type="checkbox"/> <input type="checkbox"/> <input type="checkbox"/>	73.0#	1269	1340	2984	3095	35	225	
 ATH3		<b>Square Tables, 3" Column, 42"H</b> <ul style="list-style-type: none"><li>• 3" column diameter</li><li>• 42" unit height</li><li>• 22" base diameter on 24" and 30" tables</li><li>• Tapered base</li></ul>		Powdercoat	24 x 24"	AH3S2442P	<input type="checkbox"/> <input type="checkbox"/> <input type="checkbox"/>	<input type="checkbox"/> <input type="checkbox"/> <input type="checkbox"/>	53.0#	\$ 852	\$ 950	\$ 1753	\$ 1818	\$ 18	\$ 115	
		Chrome	24 x 24"	AH3S2442C	<input type="checkbox"/> <input type="checkbox"/> <input type="checkbox"/>	<input type="checkbox"/> <input type="checkbox"/> <input type="checkbox"/>	CH	<input type="checkbox"/> <input type="checkbox"/> <input type="checkbox"/>	53.0#	1175	1189	2193	2276	18	115	
		Powdercoat	30 x 30"	AH3S3042P	<input type="checkbox"/> <input type="checkbox"/> <input type="checkbox"/>	<input type="checkbox"/> <input type="checkbox"/> <input type="checkbox"/>	<input type="checkbox"/> <input type="checkbox"/>	<input type="checkbox"/> <input type="checkbox"/> <input type="checkbox"/>	63.0#	888	1010	1938	2002	25	170	
		Chrome	30 x 30"	AH3S3042C	<input type="checkbox"/> <input type="checkbox"/> <input type="checkbox"/>	<input type="checkbox"/> <input type="checkbox"/> <input type="checkbox"/>	CH	<input type="checkbox"/> <input type="checkbox"/> <input type="checkbox"/>	63.0#	1220	1269	2422	2504	25	170	
				<b>A</b>	<b>B</b>	<b>C</b>	<b>D</b>	<b>E</b>								



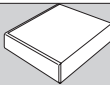
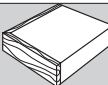
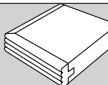
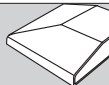




# Athens® Tables

Square--Flat Disc Base, 4" Column, Fixed Height



# Athens® Tables

Square--Flat Disc Base, 4" Column, Fixed Height

			MODEL NUMBER					Approx. Packaged Weight					Laminate Grade 2 add to list price	Laminate Grade 3 add to list price
			Basic Model	Edge Style	Edge Color	Base Finish	Surface Finish							
 ATH4	 • 4" column diameter • 29" unit height • 20" base diameter on 24" tables • 24" base diameter on 30" tables • 32" base diameter on 36" and 42" tables • Flat disc base	<b>Square Tables, 4" Column, 29"H</b>	Powdercoat	24 x 24"	AH4S2429P	<input type="checkbox"/> <input type="checkbox"/> <input type="checkbox"/> <input type="checkbox"/>	<input type="checkbox"/> <input type="checkbox"/> <input type="checkbox"/> <input type="checkbox"/>	<input type="checkbox"/> <input type="checkbox"/>	<input type="checkbox"/> <input type="checkbox"/>					
			Chrome	24 x 24"	AH4S2429C	<input type="checkbox"/> <input type="checkbox"/> <input type="checkbox"/> <input type="checkbox"/>	<input type="checkbox"/> <input type="checkbox"/> <input type="checkbox"/> <input type="checkbox"/>	CH	<input type="checkbox"/> <input type="checkbox"/>					
			Powdercoat	30 x 30"	AH4S3029P	<input type="checkbox"/> <input type="checkbox"/> <input type="checkbox"/> <input type="checkbox"/>	<input type="checkbox"/> <input type="checkbox"/> <input type="checkbox"/> <input type="checkbox"/>	<input type="checkbox"/> <input type="checkbox"/>	<input type="checkbox"/> <input type="checkbox"/>					
			Chrome	30 x 30"	AH4S3029C	<input type="checkbox"/> <input type="checkbox"/> <input type="checkbox"/> <input type="checkbox"/>	<input type="checkbox"/> <input type="checkbox"/> <input type="checkbox"/> <input type="checkbox"/>	CH	<input type="checkbox"/> <input type="checkbox"/>					
			Powdercoat	36 x 36"	AH4S3629P	<input type="checkbox"/> <input type="checkbox"/> <input type="checkbox"/> <input type="checkbox"/>	<input type="checkbox"/> <input type="checkbox"/> <input type="checkbox"/> <input type="checkbox"/>	<input type="checkbox"/> <input type="checkbox"/>	<input type="checkbox"/> <input type="checkbox"/>					
			Chrome	36 x 36"	AH4S3629C	<input type="checkbox"/> <input type="checkbox"/> <input type="checkbox"/> <input type="checkbox"/>	<input type="checkbox"/> <input type="checkbox"/> <input type="checkbox"/> <input type="checkbox"/>	CH	<input type="checkbox"/> <input type="checkbox"/>					
			Powdercoat	42 x 42"	AH4S4229P	<input type="checkbox"/> <input type="checkbox"/> <input type="checkbox"/> <input type="checkbox"/>	<input type="checkbox"/> <input type="checkbox"/> <input type="checkbox"/> <input type="checkbox"/>	<input type="checkbox"/> <input type="checkbox"/>	<input type="checkbox"/> <input type="checkbox"/>					
			Chrome	42 x 42"	AH4S4229C	<input type="checkbox"/> <input type="checkbox"/> <input type="checkbox"/> <input type="checkbox"/>	<input type="checkbox"/> <input type="checkbox"/> <input type="checkbox"/> <input type="checkbox"/>	CH	<input type="checkbox"/> <input type="checkbox"/>					
 ATH4	 • 4" column diameter • 42" unit height • 20" base diameter on 24" tables • 24" base diameter on 30" tables • 32" base diameter on 36" and 42" tables • Flat disc base	<b>Square Tables, 4" Column, 42"H</b>	Powdercoat	24 x 24"	AH4S2442P	<input type="checkbox"/> <input type="checkbox"/> <input type="checkbox"/> <input type="checkbox"/>	<input type="checkbox"/> <input type="checkbox"/> <input type="checkbox"/> <input type="checkbox"/>	<input type="checkbox"/> <input type="checkbox"/>	<input type="checkbox"/> <input type="checkbox"/>					
			Chrome	24 x 24"	AH4S2442C	<input type="checkbox"/> <input type="checkbox"/> <input type="checkbox"/> <input type="checkbox"/>	<input type="checkbox"/> <input type="checkbox"/> <input type="checkbox"/> <input type="checkbox"/>	CH	<input type="checkbox"/> <input type="checkbox"/>					
			Powdercoat	30 x 30"	AH4S3042P	<input type="checkbox"/> <input type="checkbox"/> <input type="checkbox"/> <input type="checkbox"/>	<input type="checkbox"/> <input type="checkbox"/> <input type="checkbox"/> <input type="checkbox"/>	<input type="checkbox"/> <input type="checkbox"/>	<input type="checkbox"/> <input type="checkbox"/>					
			Chrome	30 x 30"	AH4S3042C	<input type="checkbox"/> <input type="checkbox"/> <input type="checkbox"/> <input type="checkbox"/>	<input type="checkbox"/> <input type="checkbox"/> <input type="checkbox"/> <input type="checkbox"/>	CH	<input type="checkbox"/> <input type="checkbox"/>					
			Powdercoat	36 x 36"	AH4S3642P	<input type="checkbox"/> <input type="checkbox"/> <input type="checkbox"/> <input type="checkbox"/>	<input type="checkbox"/> <input type="checkbox"/> <input type="checkbox"/> <input type="checkbox"/>	<input type="checkbox"/> <input type="checkbox"/>	<input type="checkbox"/> <input type="checkbox"/>					
			Chrome	36 x 36"	AH4S3642C	<input type="checkbox"/> <input type="checkbox"/> <input type="checkbox"/> <input type="checkbox"/>	<input type="checkbox"/> <input type="checkbox"/> <input type="checkbox"/> <input type="checkbox"/>	CH	<input type="checkbox"/> <input type="checkbox"/>					
			Powdercoat	42 x 42"	AH4S4242P	<input type="checkbox"/> <input type="checkbox"/> <input type="checkbox"/> <input type="checkbox"/>	<input type="checkbox"/> <input type="checkbox"/> <input type="checkbox"/> <input type="checkbox"/>	<input type="checkbox"/> <input type="checkbox"/>	<input type="checkbox"/> <input type="checkbox"/>					
			Chrome	42 x 42"	AH4S4242C	<input type="checkbox"/> <input type="checkbox"/> <input type="checkbox"/> <input type="checkbox"/>	<input type="checkbox"/> <input type="checkbox"/> <input type="checkbox"/> <input type="checkbox"/>	CH	<input type="checkbox"/> <input type="checkbox"/>					

A

B

C

D

E

## HOW TO ORDER

- Indicate the following information on order form:
- Quantity of each item.
  - Model number, including options. See "How To Build a Model Number".
  - Any special service required.

Note: • The ☐ indicates that a choice is required.

- The absence of the ☐ indicates that no choice is required.
- Alpha-numeric characters in place of ☐ indicate that no other alternatives are available.

## HOW TO BUILD A MODEL NUMBER

- A**Select basic model.
- |            |                              |
|------------|------------------------------|
| <b>74P</b> | - 74P edge                   |
| <b>34S</b> | - 3/8" Wood band edge        |
| <b>RE</b>  | - Veneer reed                |
| <b>PT</b>  | - Plateau-post-formed veneer |
- C**Select edge color.  
Refer to the **Product Color Options** page in this price list.  
Edge color offerings are based on edge style selections.
- D**Select base finish.  
Refer to the **Product Color Options** page in this price list.
- E**Select surface finish.  
Refer to the **Product Color Options** page in this price list.  
Surface finish offerings are based on edge style selections.

## FINISH INFORMATION

**Additional Laminate Offering**  
Additional laminates beyond KI standard offering, are available with two weeks extended leadtime. To specify additional laminates, use these designators followed by the supplier's color/pattern code:

Formica - LF/supplier's color pattern code  
Nevamar - LN/supplier's color pattern code  
Wilsonart - LW/supplier's color pattern code

KI's standard laminate finish is the supplier's recommended finish for that color/pattern. Note: Nonstandard laminates from these suppliers (example: textured laminates), require a Product Modification Request. Contact customer service for details.

**Color Match**  
KI offers the additional option of color matching paint, polypropylene, or wood stain through Product Modification Requests. Contact customer service for details.

## SPECIAL SERVICES

### Special Carton Marking

With specially marked information      N/C

**Shipping**  
Ships **knocked down, FOB Bonduel, WI 54107, freight prepaid**. Fixed tables are freight class 70. Folding tables are freight class 125.

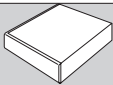
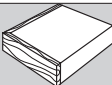
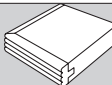
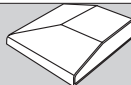




Specifications and prices are subject to change without prior notice.

# Athens® Tables

Square--Flat Disc Base, 5.5" Column, Fixed Height

# Athens® Tables

Square--Flat Disc Base, 5.5" Column, Fixed Height

			MODEL NUMBER					Approx. Packaged Weight					Laminate Grade 2 add to list price	Laminate Grade 3 add to list price
			Basic Model	Edge Style	Edge Color	Base Finish	Surface Finish							
 ATH5	 • 5" column diameter • 29" unit height • 32" base diameter on 36", 42" and 48" tables • Flat disc base	<b>Square Tables, 5" Column, 29"H</b>	Powdercoat	36 x 36"	AH5S3629P	<input type="checkbox"/> <input type="checkbox"/> <input type="checkbox"/> <input type="checkbox"/>	<input type="checkbox"/> <input type="checkbox"/> <input type="checkbox"/> <input type="checkbox"/>	<input type="checkbox"/> <input type="checkbox"/>	<input type="checkbox"/> <input type="checkbox"/>					
			Chrome	36 x 36"	AH5S3629C	<input type="checkbox"/> <input type="checkbox"/> <input type="checkbox"/> <input type="checkbox"/>	<input type="checkbox"/> <input type="checkbox"/> <input type="checkbox"/> <input type="checkbox"/>	CH	<input type="checkbox"/> <input type="checkbox"/>					
			Powdercoat	42 x 42"	AH5S4229P	<input type="checkbox"/> <input type="checkbox"/> <input type="checkbox"/> <input type="checkbox"/>	<input type="checkbox"/> <input type="checkbox"/> <input type="checkbox"/> <input type="checkbox"/>	<input type="checkbox"/> <input type="checkbox"/>	<input type="checkbox"/> <input type="checkbox"/>					
			Chrome	42 x 42"	AH5S4229C	<input type="checkbox"/> <input type="checkbox"/> <input type="checkbox"/> <input type="checkbox"/>	<input type="checkbox"/> <input type="checkbox"/> <input type="checkbox"/> <input type="checkbox"/>	CH	<input type="checkbox"/> <input type="checkbox"/>					
			Powdercoat	48 x 48"	AH5S4829P	<input type="checkbox"/> <input type="checkbox"/> <input type="checkbox"/> <input type="checkbox"/>	<input type="checkbox"/> <input type="checkbox"/> <input type="checkbox"/> <input type="checkbox"/>	<input type="checkbox"/> <input type="checkbox"/>	<input type="checkbox"/> <input type="checkbox"/>					
			Chrome	48 x 48"	AH5S4829C	<input type="checkbox"/> <input type="checkbox"/> <input type="checkbox"/> <input type="checkbox"/>	<input type="checkbox"/> <input type="checkbox"/> <input type="checkbox"/> <input type="checkbox"/>	CH	<input type="checkbox"/> <input type="checkbox"/>					
 ATH5	 • 5" column diameter • 42" unit height • 32" base diameter on 36", 42" and 48" tables • Flat disc base	<b>Square Tables, 5" Column, 42"H</b>	Powdercoat	36 x 36"	AH5S3642P	<input type="checkbox"/> <input type="checkbox"/> <input type="checkbox"/> <input type="checkbox"/>	<input type="checkbox"/> <input type="checkbox"/> <input type="checkbox"/> <input type="checkbox"/>	<input type="checkbox"/> <input type="checkbox"/>	<input type="checkbox"/> <input type="checkbox"/>					
			Chrome	36 x 36"	AH5S3642C	<input type="checkbox"/> <input type="checkbox"/> <input type="checkbox"/> <input type="checkbox"/>	<input type="checkbox"/> <input type="checkbox"/> <input type="checkbox"/> <input type="checkbox"/>	CH	<input type="checkbox"/> <input type="checkbox"/>					
			Powdercoat	42 x 42"	AH5S4242P	<input type="checkbox"/> <input type="checkbox"/> <input type="checkbox"/> <input type="checkbox"/>	<input type="checkbox"/> <input type="checkbox"/> <input type="checkbox"/> <input type="checkbox"/>	<input type="checkbox"/> <input type="checkbox"/>	<input type="checkbox"/> <input type="checkbox"/>					
			Chrome	42 x 42"	AH5S4242C	<input type="checkbox"/> <input type="checkbox"/> <input type="checkbox"/> <input type="checkbox"/>	<input type="checkbox"/> <input type="checkbox"/> <input type="checkbox"/> <input type="checkbox"/>	CH	<input type="checkbox"/> <input type="checkbox"/>					
			Powdercoat	48 x 48"	AH5S4842P	<input type="checkbox"/> <input type="checkbox"/> <input type="checkbox"/> <input type="checkbox"/>	<input type="checkbox"/> <input type="checkbox"/> <input type="checkbox"/> <input type="checkbox"/>	<input type="checkbox"/> <input type="checkbox"/>	<input type="checkbox"/> <input type="checkbox"/>					
			Chrome	48 x 48"	AH5S4842C	<input type="checkbox"/> <input type="checkbox"/> <input type="checkbox"/> <input type="checkbox"/>	<input type="checkbox"/> <input type="checkbox"/> <input type="checkbox"/> <input type="checkbox"/>	CH	<input type="checkbox"/> <input type="checkbox"/>					

A

B

C

D

E

## HOW TO ORDER

- Indicate the following information on order form:
- Quantity of each item.
  - Model number, including options. See "How To Build a Model Number".
  - Any special service required.

Note: • The ☐ indicates that a choice is required.

- The absence of the ☐ indicates that no choice is required.
- Alpha-numeric characters in place of ☐ indicate that no other alternatives are available.

## HOW TO BUILD A MODEL NUMBER

- A

Select basic model.

74P	- 74P edge
34S	- 3/8" Wood band edge
RE	- Veneer reed
PT	- Plateau-post-formed veneer
- C

Select edge color.

Refer to the **Product Color Options** page in this price list.

Edge color offerings are based on edge style selections.
- D

Select base finish.

Refer to the **Product Color Options** page in this price list.
- E

Select surface finish.

Refer to the **Product Color Options** page in this price list.

Surface finish offerings are based on edge style selections.

## FINISH INFORMATION

**Additional Laminate Offering**  
Additional laminates beyond KI standard offering, are available with two weeks extended leadtime. To specify additional laminates, use these designators followed by the supplier's color/pattern code:

Formica - LF/supplier's color pattern code  
Nevamar - LN/supplier's color pattern code  
Wilsonart - LW/supplier's color pattern code

KI's standard laminate finish is the supplier's recommended finish for that color/pattern. Note: Nonstandard laminates from these suppliers (example: textured laminates), require a Product Modification Request. Contact customer service for details.

**Color Match**  
KI offers the additional option of color matching paint, polypropylene, or wood stain through Product Modification Requests. Contact customer service for details.

## SPECIAL SERVICES

### Special Carton Marking

With specially marked information      N/C

**Shipping**  
Ships **knocked down, FOB Bonduel, WI 54107, freight prepaid**. Fixed tables are freight class 70. Folding tables are freight class 125.

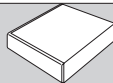
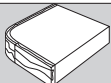
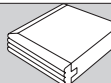
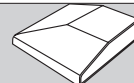




Specifications and prices are subject to change without prior notice.

# Athens® Tables

Round--Tapered Base, 3" Column, Fixed Height

# Athens® Tables

Round--Tapered Base, 3" Column, Flxed Height

				MODEL NUMBER											Laminate Grade 2 add to list price	Laminate Grade 3 add to list price
				Basic Model	Edge Style	Edge Color	Base Finish	Surface Finish								
MODEL		Features	A						Approx. Packaged Weight	74P Edge (74P)	1-1/4" Wood Band Edge (34R)	Veneer Reed (RE)	Veneer Plateau (PT)			
 ATH3		<b>Round Tables, 3" Column, 29"H</b> <ul style="list-style-type: none"><li>• 3" column diameter</li><li>• 29" unit height</li><li>• 22" base diameter on 24", 30" and 36" tables</li><li>• 26" base diameter on 42" tables</li><li>• Tapered base</li></ul>	Powdercoat	24" Diameter	AH3R2429P	<input type="checkbox"/> <input type="checkbox"/> <input type="checkbox"/> <input type="checkbox"/>	<input type="checkbox"/> <input type="checkbox"/> <input type="checkbox"/> <input type="checkbox"/>	<input type="checkbox"/> <input type="checkbox"/>	<input type="checkbox"/> <input type="checkbox"/> <input type="checkbox"/> <input type="checkbox"/>	47.0#	\$ 808	\$ 1319	\$ 1660	\$ 1727	\$ 18	\$ 115
			Chrome	24" Diameter	AH3R2429C	<input type="checkbox"/> <input type="checkbox"/> <input type="checkbox"/> <input type="checkbox"/>	<input type="checkbox"/> <input type="checkbox"/> <input type="checkbox"/> <input type="checkbox"/>	CH	<input type="checkbox"/> <input type="checkbox"/> <input type="checkbox"/> <input type="checkbox"/>	47.0#	1112	1646	2077	2161	18	115
			Powdercoat	30" Diameter	AH3R3029P	<input type="checkbox"/> <input type="checkbox"/> <input type="checkbox"/> <input type="checkbox"/>	<input type="checkbox"/> <input type="checkbox"/> <input type="checkbox"/> <input type="checkbox"/>	<input type="checkbox"/> <input type="checkbox"/>	<input type="checkbox"/> <input type="checkbox"/> <input type="checkbox"/> <input type="checkbox"/>	55.0#	849	1373	1843	1911	25	170
			Chrome	30" Diameter	AH3R3029C	<input type="checkbox"/> <input type="checkbox"/> <input type="checkbox"/> <input type="checkbox"/>	<input type="checkbox"/> <input type="checkbox"/> <input type="checkbox"/> <input type="checkbox"/>	CH	<input type="checkbox"/> <input type="checkbox"/> <input type="checkbox"/> <input type="checkbox"/>	55.0#	1167	1716	2302	2389	25	170
			Powdercoat	36" Diameter	AH3R3629P	<input type="checkbox"/> <input type="checkbox"/> <input type="checkbox"/> <input type="checkbox"/>	<input type="checkbox"/> <input type="checkbox"/> <input type="checkbox"/> <input type="checkbox"/>	<input type="checkbox"/> <input type="checkbox"/>	<input type="checkbox"/> <input type="checkbox"/> <input type="checkbox"/> <input type="checkbox"/>	66.0#	927	1382	2206	2294	35	225
			Chrome	36" Diameter	AH3R3629C	<input type="checkbox"/> <input type="checkbox"/> <input type="checkbox"/> <input type="checkbox"/>	<input type="checkbox"/> <input type="checkbox"/> <input type="checkbox"/> <input type="checkbox"/>	CH	<input type="checkbox"/> <input type="checkbox"/> <input type="checkbox"/> <input type="checkbox"/>	66.0#	1274	1728	2761	2865	35	225
			Powdercoat	42" Diameter	AH3R4229P	<input type="checkbox"/> <input type="checkbox"/> <input type="checkbox"/> <input type="checkbox"/>	<input type="checkbox"/> <input type="checkbox"/> <input type="checkbox"/> <input type="checkbox"/>	<input type="checkbox"/> <input type="checkbox"/>	<input type="checkbox"/> <input type="checkbox"/> <input type="checkbox"/> <input type="checkbox"/>	80.0#	1241	1965	2746	2819	35	225
			Chrome	42" Diameter	AH3R4229C	<input type="checkbox"/> <input type="checkbox"/> <input type="checkbox"/> <input type="checkbox"/>	<input type="checkbox"/> <input type="checkbox"/> <input type="checkbox"/> <input type="checkbox"/>	CH	<input type="checkbox"/> <input type="checkbox"/> <input type="checkbox"/> <input type="checkbox"/>	80.0#	1706	2458	3435	3528	35	225
 ATH3		<b>Round Tables, 3" Column, 42"H</b> <ul style="list-style-type: none"><li>• 3" column diameter</li><li>• 42" unit height</li><li>• 22" base diameter on 24", 30" and 36" tables</li><li>• Tapered base</li></ul>	Powdercoat	24" Diameter	AH3R2442P	<input type="checkbox"/> <input type="checkbox"/> <input type="checkbox"/> <input type="checkbox"/>	<input type="checkbox"/> <input type="checkbox"/> <input type="checkbox"/> <input type="checkbox"/>	<input type="checkbox"/> <input type="checkbox"/>	<input type="checkbox"/> <input type="checkbox"/> <input type="checkbox"/> <input type="checkbox"/>	51.0#	\$ 852	\$ 1407	\$ 1753	\$ 1818	\$ 18	\$ 115
			Chrome	24" Diameter	AH3R2442C	<input type="checkbox"/> <input type="checkbox"/> <input type="checkbox"/> <input type="checkbox"/>	<input type="checkbox"/> <input type="checkbox"/> <input type="checkbox"/> <input type="checkbox"/>	CH	<input type="checkbox"/> <input type="checkbox"/> <input type="checkbox"/> <input type="checkbox"/>	51.0#	1175	1757	2193	2276	18	115
			Powdercoat	30" Diameter	AH3R3042P	<input type="checkbox"/> <input type="checkbox"/> <input type="checkbox"/> <input type="checkbox"/>	<input type="checkbox"/> <input type="checkbox"/> <input type="checkbox"/> <input type="checkbox"/>	<input type="checkbox"/> <input type="checkbox"/>	<input type="checkbox"/> <input type="checkbox"/> <input type="checkbox"/> <input type="checkbox"/>	59.0#	899	1462	1938	2002	25	170
			Chrome	30" Diameter	AH3R3042C	<input type="checkbox"/> <input type="checkbox"/> <input type="checkbox"/> <input type="checkbox"/>	<input type="checkbox"/> <input type="checkbox"/> <input type="checkbox"/> <input type="checkbox"/>	CH	<input type="checkbox"/> <input type="checkbox"/> <input type="checkbox"/> <input type="checkbox"/>	59.0#	1233	1825	2422	2504	25	170
			Powdercoat	36" Diameter	AH3R3642P	<input type="checkbox"/> <input type="checkbox"/> <input type="checkbox"/> <input type="checkbox"/>	<input type="checkbox"/> <input type="checkbox"/> <input type="checkbox"/> <input type="checkbox"/>	<input type="checkbox"/> <input type="checkbox"/>	<input type="checkbox"/> <input type="checkbox"/> <input type="checkbox"/> <input type="checkbox"/>	70.0#	973	1466	2298	2383	35	225
			Chrome	36" Diameter	AH3R3642C	<input type="checkbox"/> <input type="checkbox"/> <input type="checkbox"/> <input type="checkbox"/>	<input type="checkbox"/> <input type="checkbox"/> <input type="checkbox"/> <input type="checkbox"/>	CH	<input type="checkbox"/> <input type="checkbox"/> <input type="checkbox"/> <input type="checkbox"/>	70.0#	1338	1831	2872	2980	35	225
						<input type="checkbox"/> <input type="checkbox"/> <input type="checkbox"/> <input type="checkbox"/>	<input type="checkbox"/> <input type="checkbox"/> <input type="checkbox"/> <input type="checkbox"/>									

A

B

C

D

E

## HOW TO ORDER

- Indicate the following information on order form:
1. Quantity of each item.
  2. Model number, including options. See "How To Build a Model Number".
  3. Any special service required.

Note: • The ☐ indicates that a choice is required.

- The absence of the ☐ indicates that no choice is required.
- Alpha-numeric characters in place of ☐ indicate that no other alternatives are available.

## HOW TO BUILD A MODEL NUMBER

- A**Select basic model.
- |            |                                   |
|------------|-----------------------------------|
| <b>74P</b> | - 74P edge                        |
| <b>34R</b> | - 1-1/4" Wood band, radius corner |
| <b>RE</b>  | - Veneer reed                     |
| <b>PT</b>  | - Plateau-post-formed veneer      |
- C**Select edge color.  
Refer to the **Product Color Options** page in this price list.  
Edge color offerings are based on edge style selections.
- D**Select base finish.  
Refer to the **Product Color Options** page in this price list.
- E**Select surface finish.  
Refer to the **Product Color Options** page in this price list.  
Surface finish offerings are based on edge style selections.

## FINISH INFORMATION

**Additional Laminate Offering**  
Additional laminates beyond KI standard offering, are available with two weeks extended leadtime.  
To specify additional laminates, use these designators followed by the supplier's color/pattern code:

Formica - LF/supplier's color pattern code  
Nevamar - LN/supplier's color pattern code  
Wilsonart - LW/supplier's color pattern code

KI's standard laminate finish is the supplier's recommended finish for that color/pattern.  
Note: Nonstandard laminates from these suppliers (example: textured laminates), require a Product Modification Request. Contact customer service for details.

**Color Match**  
KI offers the additional option of color matching paint, polypropylene, or wood stain through Product Modification Requests. Contact customer service for details.

## SPECIAL SERVICES

### Special Carton Marking

With specially marked information      N/C

**Shipping**  
Ships **knocked down, FOB Bonduel, WI 54107, freight prepaid**. Fixed tables are freight class 70. Folding tables are freight class 125.

Specifications and prices are subject to change without prior notice.

AH3A

Indicate the following information on order form:

1. Quantity of each item.
2. Model number, including options. See "How To Build a Model Number".
3. Any special service required.

- The absence of the ☐ indicates that no choice is required.
- Alpha-numeric characters in place of ☐ indicate that no other alternatives are available.

**A** Select basic model.

**B** Select edge style.

<b>74P</b>	- 74P edge
<b>34R</b>	- 1-1/4" Wood band, radius corner
<b>RE</b>	- Veneer reed
<b>PT</b>	- Plateau-post-formed veneer

**D** Select column finish.  
Refer to the **Product Color Options** page in this price list.

**F** Select surface finish.

Refer to the **Product Color Options** page in this price list.  
Surface finish offerings are based on edge style selections.

### Additional Laminate Offering

Additional laminates beyond KI standard offering, are available with two weeks extended leadtime. To specify additional laminates, use these designators followed by the supplier's color/pattern code:

Formica - LF/supplier's color pattern code  
Nevamar - LN/supplier's color pattern code  
Wilsonart - LW/supplier's color pattern code

KI's standard laminate finish is the supplier's recommended finish for that color/pattern.  
 Note: Nonstandard laminates from these suppliers (example: textured laminates), require a Product Modification Request. Contact customer service for details.

KI offers the additional option of color matching paint, polypropylene, or wood stain through Product Modification Requests. Contact customer service for details.

## Special Carton Marking

With specially marked information N/C

Ships **knocked down, FOB Bonduel, WI 54107, freight prepaid**. Fixed tables are freight class 70. Folding tables are freight class 125.

Specifications and prices are subject to change without prior notice.

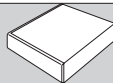
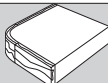
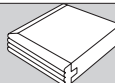
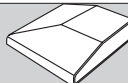




# Athens® Tables

Round--Flat Disc Base, 4" Column, Fixed Height



# Athens® Tables

Round--Flat Disc Base, 4" Column, Fixed Height

				MODEL NUMBER														
				Basic Model	Edge Style	Edge Color	Base Finish	Surface Finish										
MODEL		Features	A						Approx. Packaged Weight	 74P Edge (74P)	 1-1/4" Wood Band Edge (34R)	 Veneer Reed (RE)	 Veneer Plateau (PT)	Laminate Grade 2 add to list price	Laminate Grade 3 add to list price			
  ATH4	<b>Round Tables, 4" Column, 29"H</b> <ul style="list-style-type: none"><li>• 4" column diameter</li><li>• 29" unit height</li><li>• 20" base diameter on 24" and 30" tables</li><li>• 24" base diameter on 36" and 42" tables</li><li>• Flat disc base</li></ul>	Powdercoat	24" Diameter	AH4R2429P	<input type="checkbox"/> <input type="checkbox"/> <input type="checkbox"/> <input type="checkbox"/>	<input type="checkbox"/> <input type="checkbox"/> <input type="checkbox"/> <input type="checkbox"/>	<input type="checkbox"/> <input type="checkbox"/>	<input type="checkbox"/> <input type="checkbox"/> <input type="checkbox"/> <input type="checkbox"/>	61.0#	\$ 853	\$ 1443	\$ 1789	\$ 1876	\$ 18	\$ 115			
		Chrome	24" Diameter	AH4R2429C	<input type="checkbox"/> <input type="checkbox"/> <input type="checkbox"/> <input type="checkbox"/>	<input type="checkbox"/> <input type="checkbox"/> <input type="checkbox"/> <input type="checkbox"/>	CH	<input type="checkbox"/> <input type="checkbox"/> <input type="checkbox"/> <input type="checkbox"/>	61.0#	1310	1954	2413	2532	18	115			
		Powdercoat	30" Diameter	AH4R3029P	<input type="checkbox"/> <input type="checkbox"/> <input type="checkbox"/> <input type="checkbox"/>	<input type="checkbox"/> <input type="checkbox"/> <input type="checkbox"/> <input type="checkbox"/>	<input type="checkbox"/> <input type="checkbox"/>	<input type="checkbox"/> <input type="checkbox"/> <input type="checkbox"/> <input type="checkbox"/>	70.0#	888	1504	1989	2057	25	170			
		Chrome	30" Diameter	AH4R3029C	<input type="checkbox"/> <input type="checkbox"/> <input type="checkbox"/> <input type="checkbox"/>	<input type="checkbox"/> <input type="checkbox"/> <input type="checkbox"/> <input type="checkbox"/>	CH	<input type="checkbox"/> <input type="checkbox"/> <input type="checkbox"/> <input type="checkbox"/>	70.0#	1406	2034	2688	2778	25	170			
		Powdercoat	36" Diameter	AH4R3629P	<input type="checkbox"/> <input type="checkbox"/> <input type="checkbox"/> <input type="checkbox"/>	<input type="checkbox"/> <input type="checkbox"/> <input type="checkbox"/> <input type="checkbox"/>	<input type="checkbox"/> <input type="checkbox"/>	<input type="checkbox"/> <input type="checkbox"/> <input type="checkbox"/> <input type="checkbox"/>	91.0#	955	1519	2353	2436	35	225			
		Chrome	36" Diameter	AH4R3629C	<input type="checkbox"/> <input type="checkbox"/> <input type="checkbox"/> <input type="checkbox"/>	<input type="checkbox"/> <input type="checkbox"/> <input type="checkbox"/> <input type="checkbox"/>	CH	<input type="checkbox"/> <input type="checkbox"/> <input type="checkbox"/> <input type="checkbox"/>	91.0#	1365	2048	3175	3291	35	225			
		Powdercoat	42" Diameter	AH4R4229P	<input type="checkbox"/> <input type="checkbox"/> <input type="checkbox"/> <input type="checkbox"/>	<input type="checkbox"/> <input type="checkbox"/> <input type="checkbox"/> <input type="checkbox"/>	<input type="checkbox"/> <input type="checkbox"/>	<input type="checkbox"/> <input type="checkbox"/> <input type="checkbox"/> <input type="checkbox"/>	104.0#	1365	2161	2914	2966	35	225			
		Chrome	42" Diameter	AH4R4229C	<input type="checkbox"/> <input type="checkbox"/> <input type="checkbox"/> <input type="checkbox"/>	<input type="checkbox"/> <input type="checkbox"/> <input type="checkbox"/> <input type="checkbox"/>	CH	<input type="checkbox"/> <input type="checkbox"/> <input type="checkbox"/> <input type="checkbox"/>	104.0#	1825	2918	3931	4006	35	225			
  ATH4	<b>Round Tables, 4" Column, 42"H</b> <ul style="list-style-type: none"><li>• 4" column diameter</li><li>• 42" unit height</li><li>• 20" base diameter on 24" and 30" tables</li><li>• 24" base diameter on 36" tables</li><li>• 32" base diameter on 42" tables</li><li>• Flat disc base</li></ul>	Powdercoat	24" Diameter	AH4R2442P	<input type="checkbox"/> <input type="checkbox"/> <input type="checkbox"/> <input type="checkbox"/>	<input type="checkbox"/> <input type="checkbox"/> <input type="checkbox"/> <input type="checkbox"/>	<input type="checkbox"/> <input type="checkbox"/>	<input type="checkbox"/> <input type="checkbox"/> <input type="checkbox"/> <input type="checkbox"/>	65.0#	\$ 932	\$ 1545	\$ 1898	\$ 1965	\$ 18	\$ 115			
		Chrome	24" Diameter	AH4R2442C	<input type="checkbox"/> <input type="checkbox"/> <input type="checkbox"/> <input type="checkbox"/>	<input type="checkbox"/> <input type="checkbox"/> <input type="checkbox"/> <input type="checkbox"/>	CH	<input type="checkbox"/> <input type="checkbox"/> <input type="checkbox"/> <input type="checkbox"/>	65.0#	1373	2085	2563	2654	18	115			
		Powdercoat	30" Diameter	AH4R3042P	<input type="checkbox"/> <input type="checkbox"/> <input type="checkbox"/> <input type="checkbox"/>	<input type="checkbox"/> <input type="checkbox"/> <input type="checkbox"/> <input type="checkbox"/>	<input type="checkbox"/> <input type="checkbox"/>	<input type="checkbox"/> <input type="checkbox"/> <input type="checkbox"/> <input type="checkbox"/>	74.0#	1067	1607	2442	2530	25	170			
		Chrome	30" Diameter	AH4R3042C	<input type="checkbox"/> <input type="checkbox"/> <input type="checkbox"/> <input type="checkbox"/>	<input type="checkbox"/> <input type="checkbox"/> <input type="checkbox"/> <input type="checkbox"/>	CH	<input type="checkbox"/> <input type="checkbox"/> <input type="checkbox"/> <input type="checkbox"/>	74.0#	1570	2166	3296	3411	25	170			
		Powdercoat	36" Diameter	AH4R3642P	<input type="checkbox"/> <input type="checkbox"/> <input type="checkbox"/> <input type="checkbox"/>	<input type="checkbox"/> <input type="checkbox"/> <input type="checkbox"/> <input type="checkbox"/>	<input type="checkbox"/> <input type="checkbox"/>	<input type="checkbox"/> <input type="checkbox"/> <input type="checkbox"/> <input type="checkbox"/>	95.0#	1196	1736	2459	2618	35	225			
		Chrome	36" Diameter	AH4R3642C	<input type="checkbox"/> <input type="checkbox"/> <input type="checkbox"/> <input type="checkbox"/>	<input type="checkbox"/> <input type="checkbox"/> <input type="checkbox"/> <input type="checkbox"/>	CH	<input type="checkbox"/> <input type="checkbox"/> <input type="checkbox"/> <input type="checkbox"/>	95.0#	1757	2345	3318	3536	35	225			
		Powdercoat	42" Diameter	AH4R4242P	<input type="checkbox"/> <input type="checkbox"/> <input type="checkbox"/> <input type="checkbox"/>	<input type="checkbox"/> <input type="checkbox"/> <input type="checkbox"/> <input type="checkbox"/>	<input type="checkbox"/> <input type="checkbox"/>	<input type="checkbox"/> <input type="checkbox"/> <input type="checkbox"/> <input type="checkbox"/>	143.0#	1523	2062	2787	2947	35	225			
		Chrome	42" Diameter	AH4R4242C	<input type="checkbox"/> <input type="checkbox"/> <input type="checkbox"/> <input type="checkbox"/>	<input type="checkbox"/> <input type="checkbox"/> <input type="checkbox"/> <input type="checkbox"/>	CH	<input type="checkbox"/> <input type="checkbox"/> <input type="checkbox"/> <input type="checkbox"/>	143.0#	2057	2787	3762	3979	35	225			
				<b>A</b>	<b>B</b>	<b>C</b>	<b>D</b>	<b>E</b>										

## HOW TO ORDER

- Indicate the following information on order form:
1. Quantity of each item.
  2. Model number, including options. See "How To Build a Model Number".
  3. Any special service required.

Note: • The ☐ indicates that a choice is required.

- The absence of the ☐ indicates that no choice is required.
- Alpha-numeric characters in place of ☐ indicate that no other alternatives are available.

## HOW TO BUILD A MODEL NUMBER

- A**Select basic model.
- |            |                                   |
|------------|-----------------------------------|
| <b>74P</b> | - 74P edge                        |
| <b>34R</b> | - 1-1/4" Wood band, radius corner |
| <b>RE</b>  | - Veneer reed                     |
| <b>PT</b>  | - Plateau-post-formed veneer      |
- C**Select edge color.  
Refer to the **Product Color Options** page in this price list.  
Edge color offerings are based on edge style selections.
- D**Select base finish.  
Refer to the **Product Color Options** page in this price list.
- E**Select surface finish.  
Refer to the **Product Color Options** page in this price list.  
Surface finish offerings are based on edge style selections.

## FINISH INFORMATION

**Additional Laminate Offering**  
Additional laminates beyond KI standard offering, are available with two weeks extended leadtime.  
To specify additional laminates, use these designators followed by the supplier's color/pattern code:

Formica - LF/supplier's color pattern code  
Nevamar - LN/supplier's color pattern code  
Wilsonart - LW/supplier's color pattern code

KI's standard laminate finish is the supplier's recommended finish for that color/pattern.  
Note: Nonstandard laminates from these suppliers (example: textured laminates), require a Product Modification Request. Contact customer service for details.

**Color Match**  
KI offers the additional option of color matching paint, polypropylene, or wood stain through Product Modification Requests. Contact customer service for details.

## SPECIAL SERVICES

### Special Carton Marking

With specially marked information      N/C

**Shipping**  
Ships **knocked down, FOB Bonduel, WI 54107, freight prepaid**. Fixed tables are freight class 70. Folding tables are freight class 125.

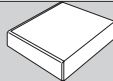
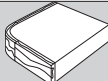
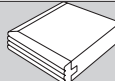
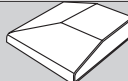


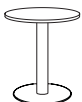

Specifications and prices are subject to change without prior notice.

# Athens® Tables

Round--Flat Disc Base, 5.5" Column, Fixed Height

# Athens® Tables

Round--Flat Disc Base, 5.5" Column, Fixed Height

				MODEL NUMBER												
				Basic Model	Edge Style	Edge Color	Base Finish	Surface Finish	Approx. Packaged Weight	 74P Edge (74P)	 1-1/4" Wood Band Edge (34R)	 Veneer Reed (RE)	 Veneer Plateau (PT)	Laminate Grade 2 add to list price	Laminate Grade 3 add to list price	
MODEL				Features	A											
 ATH5	 • 5" column diameter on 48" and 54" tables • 6" column diameter on 60" tables • 29" unit height • 32" base diameter on 48", 54" and 60" tables • Flat disc base	Round Tables, 5" Column, 29"H	Powdercoat	48" Diameter	AH5R4829P	<input type="checkbox"/> <input type="checkbox"/> <input type="checkbox"/>	<input type="checkbox"/> <input type="checkbox"/> <input type="checkbox"/>	<input type="checkbox"/> <input type="checkbox"/>	<input type="checkbox"/> <input type="checkbox"/> <input type="checkbox"/>	160.0#	\$ 1999	\$ 2714	\$ 3713	\$ 3851	\$ 35	\$ 225
		• 5" column diameter on 48" and 54" tables	Chrome	48" Diameter	AH5R4829C	<input type="checkbox"/> <input type="checkbox"/> <input type="checkbox"/>	<input type="checkbox"/> <input type="checkbox"/> <input type="checkbox"/>	CH	<input type="checkbox"/> <input type="checkbox"/> <input type="checkbox"/>	160.0#	2646	3257	4458	4621	35	225
		• 6" column diameter on 60" tables	Powdercoat	54" Diameter	AH5R5429P	<input type="checkbox"/> <input type="checkbox"/> <input type="checkbox"/>	<input type="checkbox"/> <input type="checkbox"/> <input type="checkbox"/>	<input type="checkbox"/> <input type="checkbox"/>	<input type="checkbox"/> <input type="checkbox"/> <input type="checkbox"/>	177.0#	2372	3166	N/A	N/A	50	350
		• 29" unit height	Chrome	54" Diameter	AH5R5429C	<input type="checkbox"/> <input type="checkbox"/> <input type="checkbox"/>	<input type="checkbox"/> <input type="checkbox"/> <input type="checkbox"/>	CH	<input type="checkbox"/> <input type="checkbox"/> <input type="checkbox"/>	177.0#	3139	3802	N/A	N/A	50	350
		• 32" base diameter on 48", 54" and 60" tables	Powdercoat	60" Diameter	AH6R6029P	<input type="checkbox"/> <input type="checkbox"/> <input type="checkbox"/>	<input type="checkbox"/> <input type="checkbox"/> <input type="checkbox"/>	<input type="checkbox"/> <input type="checkbox"/>	<input type="checkbox"/> <input type="checkbox"/> <input type="checkbox"/>	256.0#	2571	3388	4320	4491	50	350
		• Flat disc base	Chrome	60" Diameter	AH6R6029C	<input type="checkbox"/> <input type="checkbox"/> <input type="checkbox"/>	<input type="checkbox"/> <input type="checkbox"/> <input type="checkbox"/>	CH	<input type="checkbox"/> <input type="checkbox"/> <input type="checkbox"/>	256.0#	3405	4066	5181	5384	50	350
 ATH5	 • 5" column diameter • 42" unit height • 32" base diameter on 48" tables • Flat disc base	Round Tables, 5" Column, 42"H	Powdercoat	48" Diameter	AH5R4842P	<input type="checkbox"/> <input type="checkbox"/> <input type="checkbox"/>	<input type="checkbox"/> <input type="checkbox"/> <input type="checkbox"/>	<input type="checkbox"/> <input type="checkbox"/>	<input type="checkbox"/> <input type="checkbox"/> <input type="checkbox"/>	166.0#	\$ 2856	\$ 3670	\$ 4604	\$ 4771	\$ 35	\$ 225
		• 5" column diameter	Chrome	48" Diameter	AH5R4842C	<input type="checkbox"/> <input type="checkbox"/> <input type="checkbox"/>	<input type="checkbox"/> <input type="checkbox"/> <input type="checkbox"/>	CH	<input type="checkbox"/> <input type="checkbox"/> <input type="checkbox"/>	166.0#	3405	4404	5523	5726	35	225
		• 42" unit height														
		• 32" base diameter on 48" tables														
		• Flat disc base														

## HOW TO ORDER

- Indicate the following information on order form:
- Quantity of each item.
  - Model number, including options. See "How To Build a Model Number".
  - Any special service required.

Note:

- The ☐ indicates that a choice is required.
- The absence of the ☐ indicates that no choice is required.
- Alpha-numeric characters in place of ☐ indicate that no other alternatives are available.

## HOW TO BUILD A MODEL NUMBER

- A**Select basic model.
- |            |                                   |
|------------|-----------------------------------|
| <b>74P</b> | - 74P edge                        |
| <b>34R</b> | - 1-1/4" Wood band, radius corner |
| <b>RE</b>  | - Veneer reed                     |
| <b>PT</b>  | - Plateau-post-formed veneer      |
- C**Select edge color.  
Refer to the **Product Color Options** page in this price list.  
Edge color offerings are based on edge style selections.
- D**Select base finish.  
Refer to the **Product Color Options** page in this price list.
- E**Select surface finish.  
Refer to the **Product Color Options** page in this price list.  
Surface finish offerings are based on edge style selections.

## FINISH INFORMATION

**Additional Laminate Offering**  
Additional laminates beyond KI standard offering, are available with two weeks extended leadtime. To specify additional laminates, use these designators followed by the supplier's color/pattern code:

Formica - LF/supplier's color pattern code  
Nevamar - LN/supplier's color pattern code  
Wilsonart - LW/supplier's color pattern code

KI's standard laminate finish is the supplier's recommended finish for that color/pattern. Note: Nonstandard laminates from these suppliers (example: textured laminates), require a Product Modification Request. Contact customer service for details.

**Color Match**  
KI offers the additional option of color matching paint, polypropylene, or wood stain through Product Modification Requests. Contact customer service for details.

## SPECIAL SERVICES

### Special Carton Marking

With specially marked information      N/C

**Shipping**  
Ships **knocked down, FOB Bonduel, WI 54107, freight prepaid**. Fixed tables are freight class 70. Folding tables are freight class 125.

Specifications and prices are subject to change without prior notice.



# Athens® Booth Tables

Square--Flat Disc Base, 4" Column, Fixed Height

# Athens® Booth Tables

Square--Flat Disc Base, 4" Column, Fixed Height

			MODEL NUMBER																																																																																																																																																																																																																																																																																																																																																																																																																																																																																																																																																																																																																																																																																																																																																																																																																																																																																																		
--	--	--	--------------	--	--	--	--	--	--	--	--	--	--	--	--	--	--	--	--	--	--	--	--	--	--	--	--	--	--	--	--	--	--	--	--	--	--	--	--	--	--	--	--	--	--	--	--	--	--	--	--	--	--	--	--	--	--	--	--	--	--	--	--	--	--	--	--	--	--	--	--	--	--	--	--	--	--	--	--	--	--	--	--	--	--	--	--	--	--	--	--	--	--	--	--	--	--	--	--	--	--	--	--	--	--	--	--	--	--	--	--	--	--	--	--	--	--	--	--	--	--	--	--	--	--	--	--	--	--	--	--	--	--	--	--	--	--	--	--	--	--	--	--	--	--	--	--	--	--	--	--	--	--	--	--	--	--	--	--	--	--	--	--	--	--	--	--	--	--	--	--	--	--	--	--	--	--	--	--	--	--	--	--	--	--	--	--	--	--	--	--	--	--	--	--	--	--	--	--	--	--	--	--	--	--	--	--	--	--	--	--	--	--	--	--	--	--	--	--	--	--	--	--	--	--	--	--	--	--	--	--	--	--	--	--	--	--	--	--	--	--	--	--	--	--	--	--	--	--	--	--	--	--	--	--	--	--	--	--	--	--	--	--	--	--	--	--	--	--	--	--	--	--	--	--	--	--	--	--	--	--	--	--	--	--	--	--	--	--	--	--	--	--	--	--	--	--	--	--	--	--	--	--	--	--	--	--	--	--	--	--	--	--	--	--	--	--	--	--	--	--	--	--	--	--	--	--	--	--	--	--	--	--	--	--	--	--	--	--	--	--	--	--	--	--	--	--	--	--	--	--	--	--	--	--	--	--	--	--	--	--	--	--	--	--	--	--	--	--	--	--	--	--	--	--	--	--	--	--	--	--	--	--	--	--	--	--	--	--	--	--	--	--	--	--	--	--	--	--	--	--	--	--	--	--	--	--	--	--	--	--	--	--	--	--	--	--	--	--	--	--	--	--	--	--	--	--	--	--	--	--	--	--	--	--	--	--	--	--	--	--	--	--	--	--	--	--	--	--	--	--	--	--	--	--	--	--	--	--	--	--	--	--	--	--	--	--	--	--	--	--	--	--	--	--	--	--	--	--	--	--	--	--	--	--	--	--	--	--	--	--	--	--	--	--	--	--	--	--	--	--	--	--	--	--	--	--	--	--	--	--	--	--	--	--	--	--	--	--	--	--	--	--	--	--	--	--	--	--	--	--	--	--	--	--	--	--	--	--	--	--	--	--	--	--	--	--	--	--	--	--	--	--	--	--	--	--	--	--	--	--	--	--	--	--	--	--	--	--	--	--	--	--	--	--	--	--	--	--	--	--	--	--	--	--	--	--	--	--	--	--	--	--	--	--	--	--	--	--	--	--	--	--	--	--	--	--	--	--	--	--	--	--	--	--	--	--	--	--	--	--	--	--	--	--	--	--	--	--	--	--	--	--	--	--	--	--	--	--	--	--	--	--	--	--	--	--	--	--	--	--	--	--	--	--	--	--	--	--	--	--	--	--	--	--	--	--	--	--	--	--	--	--	--	--	--	--	--	--	--	--	--	--	--	--	--	--	--	--	--	--	--	--	--	--	--	--	--	--	--	--	--	--	--	--	--	--	--	--	--	--	--	--	--	--	--	--	--	--	--	--	--	--	--	--	--	--	--	--	--	--	--	--	--	--	--	--	--	--	--	--	--	--	--	--	--	--	--	--	--	--	--	--	--	--	--	--	--	--	--	--	--	--	--	--	--	--	--	--	--	--	--	--	--	--	--	--	--	--	--	--	--	--	--	--	--	--	--	--	--	--	--	--	--	--	--	--	--	--	--	--	--	--	--	--	--	--	--	--	--	--	--	--	--	--	--	--	--	--	--	--	--	--	--	--	--	--	--	--	--	--	--	--	--	--	--	--	--	--	--	--	--	--	--	--	--	--	--	--	--	--	--	--	--	--	--	--	--	--	--	--	--	--	--	--	--	--	--	--

## HOW TO ORDER

Indicate the following information on order form:

- Quantity of each item.
- Model number, including options. See "How To Build a Model Number".
- Any special service required.

Note:

- The ☐ indicates that a choice is required.
- The absence of the ☐ indicates that no choice is required.
- Alpha-numeric characters in place of ☐ indicate that no other alternatives are available.

## HOW TO BUILD A MODEL NUMBER

- A**

Select basic model.
- B**

Select edge style.

**74P**

- 74P edge

**34R**

- 1-1/4" Wood band, radius corner

**C**

Select edge color.

Refer to the **Product Color Options** page in this price list.

Edge color offerings are based on edge style selections.

**D**

Select base finish.

Refer to the **Product Color Options** page in this price list.

**E**

Select surface finish.

Refer to the **Product Color Options** page in this price list.

Surface finish offerings are based on edge style selections.

## FINISH INFORMATION

**Additional Laminate Offering**  
Additional laminates beyond KI standard offering, are available with two weeks extended leadtime. To specify additional laminates, use these designators followed by the supplier's color/pattern code:

Formica - LF/supplier's color pattern code  
Nevamar - LN/supplier's color pattern code  
Wilsonart - LW/supplier's color pattern code

KI's standard finish is the supplier's recommended finish for that color/pattern.  
Note: Nonstandard laminates from these suppliers (example: textured laminates), require an up-charge and additional leadtime.  
Contact KI.

**Additional Stains**  
Specially stained edges beyond the KI standard offering (as shown under Edge Color column on Product Color Options page) are also available.  
Contact KI.

## SPECIAL SERVICES

### Special Carton Marking

With specially marked information      N/C

**Shipping**  
Ships **knocked down, FOB Bonduel, WI 54107, freight prepaid**. Fixed tables are freight class 70. Folding tables are freight class 125.

Specifications and prices are subject to change without prior notice.

# Athens® Booth Tables

Rectangular--Flat Disc Base, 4" Column, Fixed Height

# Athens® Booth Tables

Rectangular--Flat Disc Base, 4" Column, Fixed Height

				MODEL NUMBER																																																																																																																																																																																																																																																																																																																																																																																																																																																																																																																																																																																																																																																																																																																																																																														
--	--	--	--	--------------	--	--	--	--	--	--	--	--	--	--	--	--	--	--	--	--	--	--	--	--	--	--	--	--	--	--	--	--	--	--	--	--	--	--	--	--	--	--	--	--	--	--	--	--	--	--	--	--	--	--	--	--	--	--	--	--	--	--	--	--	--	--	--	--	--	--	--	--	--	--	--	--	--	--	--	--	--	--	--	--	--	--	--	--	--	--	--	--	--	--	--	--	--	--	--	--	--	--	--	--	--	--	--	--	--	--	--	--	--	--	--	--	--	--	--	--	--	--	--	--	--	--	--	--	--	--	--	--	--	--	--	--	--	--	--	--	--	--	--	--	--	--	--	--	--	--	--	--	--	--	--	--	--	--	--	--	--	--	--	--	--	--	--	--	--	--	--	--	--	--	--	--	--	--	--	--	--	--	--	--	--	--	--	--	--	--	--	--	--	--	--	--	--	--	--	--	--	--	--	--	--	--	--	--	--	--	--	--	--	--	--	--	--	--	--	--	--	--	--	--	--	--	--	--	--	--	--	--	--	--	--	--	--	--	--	--	--	--	--	--	--	--	--	--	--	--	--	--	--	--	--	--	--	--	--	--	--	--	--	--	--	--	--	--	--	--	--	--	--	--	--	--	--	--	--	--	--	--	--	--	--	--	--	--	--	--	--	--	--	--	--	--	--	--	--	--	--	--	--	--	--	--	--	--	--	--	--	--	--	--	--	--	--	--	--	--	--	--	--	--	--	--	--	--	--	--	--	--	--	--	--	--	--	--	--	--	--	--	--	--	--	--	--	--	--	--	--	--	--	--	--	--	--	--	--	--	--	--	--	--	--	--	--	--	--	--	--	--	--	--	--	--	--	--	--	--	--	--	--	--	--	--	--	--	--	--	--	--	--	--	--	--	--	--	--	--	--	--	--	--	--	--	--	--	--	--	--	--	--	--	--	--	--	--	--	--	--	--	--	--	--	--	--	--	--	--	--	--	--	--	--	--	--	--	--	--	--	--	--	--	--	--	--	--	--	--	--	--	--	--	--	--	--	--	--	--	--	--	--	--	--	--	--	--	--	--	--	--	--	--	--	--	--	--	--	--	--	--	--	--	--	--	--	--	--	--	--	--	--	--	--	--	--	--	--	--	--	--	--	--	--	--	--	--	--	--	--	--	--	--	--	--	--	--	--	--	--	--	--	--	--	--	--	--	--	--	--	--	--	--	--	--	--	--	--	--	--	--	--	--	--	--	--	--	--	--	--	--	--	--	--	--	--	--	--	--	--	--	--	--	--	--	--	--	--	--	--	--	--	--	--	--	--	--	--	--	--	--	--	--	--	--	--	--	--	--	--	--	--	--	--	--	--	--	--	--	--	--	--	--	--	--	--	--	--	--	--	--	--	--	--	--	--	--	--	--	--	--	--	--	--	--	--	--	--	--	--	--	--	--	--	--	--	--	--	--	--	--	--	--	--	--	--	--	--	--	--	--	--	--	--	--	--	--	--	--	--	--	--	--	--	--	--	--	--	--	--	--	--	--	--	--	--	--	--	--	--	--	--	--	--	--	--	--	--	--	--	--	--	--	--	--	--	--	--	--	--	--	--	--	--	--	--	--	--	--	--	--	--	--	--	--	--	--	--	--	--	--	--	--	--	--	--	--	--	--	--	--	--	--	--	--	--	--	--	--	--	--	--	--	--	--	--	--	--	--	--	--	--	--

## HOW TO ORDER

Indicate the following information on order form:

1. Quantity of each item.
2. Model number, including options. See "How To Build a Model Number".
3. Any special service required.

Note:

- The ☐ indicates that a choice is required.
- The absence of the ☐ indicates that no choice is required.
- Alpha-numeric characters in place of ☐ indicate that no other alternatives are available.

## HOW TO BUILD A MODEL NUMBER

- A**Select basic model.
- B**Select edge style.

**74P** - 74P edge  
**34R** - 1-1/4" Wood band, radius corner
- C**Select edge color.

Refer to the **Product Color Options** page in this price list.  
Edge color offerings are based on edge style selections.
- D**Select base finish.

Refer to the **Product Color Options** page in this price list.
- E**Select surface finish.

Refer to the **Product Color Options** page in this price list.  
Surface finish offerings are based on edge style selections.

## FINISH INFORMATION

**Additional Laminate Offering**  
Additional laminates beyond KI standard offering, are available with two weeks extended leadtime. To specify additional laminates, use these designators followed by the supplier's color/pattern code:

Formica - LF/supplier's color pattern code  
Nevamar - LN/supplier's color pattern code  
Wilsonart - LW/supplier's color pattern code

KI's standard finish is the supplier's recommended finish for that color/pattern.  
Note: Nonstandard laminates from these suppliers (example: textured laminates), require an up-charge and additional leadtime.  
Contact KI.

**Additional Stains**  
Specially stained edges beyond the KI standard offering (as shown under Edge Color column on Product Color Options page) are also available.  
Contact KI.

## SPECIAL SERVICES

### Special Carton Marking

With specially marked information      N/C

**Shipping**  
Ships **knocked down, FOB Bonduel, WI 54107, freight prepaid**. Fixed tables are freight class 70. Folding tables are freight class 125.

Specifications and prices are subject to change without prior notice.





1330 BELLEVUE STREET  
GREEN BAY, WI 54302  
800.424.2432 / KI.COM

KI is a trusted expert for furniture and wall systems around the globe.  
USA | CANADA | MEXICO | UK | EUROPE | ASIA | MIDDLE EAST  
© 2024 Krueger International, Inc. All Rights Reserved.