



FOLDING CHAIRS & STOOLS

PRICE LIST

EFFECTIVE APRIL 3, 2024
800.424.2432



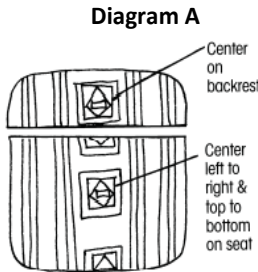
Ordering Customer's Own Material (C.O.M.) Upholstery		
Information		3
Intellectual Property Authorization		
		4
600 Series Folding Chairs		
General Information		9
600 Series		
Product Color Options		10
Folding Chairs (Delivered Pricing)		11
Folding Chairs (Freight Excluded Pricing)		12
ValueLite®		
General Information		13
Folding Chairs (Delivered Pricing)		14
Folding Chairs (Freight Excluded Pricing)		15
Industrial Adjustable Stools		
Technical Specifications		16
Product Color Options		18
600 Series		
Industrial Stools (Delivered Pricing)		19
Industrial Stools (Freight Excluded Pricing)		20
Industrial Stools (Delivered Pricing)		21
Industrial Stools (Freight Excluded Pricing)		22
Industrial Stools (Delivered Pricing)		23
Industrial Stools (Freight Excluded Pricing)		24
Folding Chair Storage and Accessories		
General Information		25
Product Color Options		26
Folding Chairs (Delivered Pricing)		27
Folding Chairs (Freight Excluded Pricing)		28
Folding Chairs (Delivered Pricing)		29
Folding Chairs (Freight Excluded Pricing)		30
Folding Chair and Stool Accessories		
Folding Chairs and Stools (Delivered Pricing)		31
Folding Chairs and Stools (Freight Excluded Pricing)		32



How to Specify

As a standard procedure, KI applies seating upholstery as swatched by the textile distributor. Reference distributor’s website. Upholstery that is required to be applied differently than is swatched, will need a Product Modification Request written specifying the direction the upholstery is to be applied.

Seating upholstery requiring specific positioning of intricate patterns or patterns repeats on seats and backrests, will need a Product Modification Request written including a sketch noting the specific requirements, as in Diagram A.



When directional or patterned fabrics are used, they often require more yardage than solid colors.

C.O.M. must be supplied in continuous yardage.

C.O.M. yardage requirements accompanying products in the pricing section are for 10 chairs/seats or less, 54" wide nondirectional material. On larger orders, less material is required.

Leather hides must be a minimum of 50 square feet of usable material. The outer edges cannot be calculated as square feet or yardage. To determine square footage, multiply unit yardage by 18 square feet to obtain the total square footage required per unit.

For exact production yardage requirements, call 1-800-424-2432, ext. 2707.

Production

Customer’s upholstery must be approved prior to acceptance for production.

After approval, a memo swatch of the C.O.M. from the textile distributor must accompany the order. KI assumes no responsibility for wear, defects, or performance of C.O.M. upholstery.

C.O.M. not received into the appropriate facility 3 weeks prior to acknowledged delivery date may go on hold. See KI C.O.M. Shipping Location listing for the correct facility address by product.

Testing

When KI requires testing, actual yardage to upholster one chair may be required. The C.O.M. Specialist will confirm model and fabric testing requirements when applicable.

Approved test samples will be applied to the order or will be held for 6 months. After 6 months, the sample will no longer be applied to your order. For all product testing, send fabric samples to the manufacturing facility. See KI C.O.M. Shipping Location listing for the correct facility address by product.

All C.O.M. must be labeled with the KI product order number and customer purchase order number.

Treated Materials

If C.O.M. requires processing such as a stain resistance treatment or acrylic backing, it may shrink. To prevent delays in delivery or back ordering due to shrinkage, please have your processor verify measurement after processing and assure adequate yardage shipped.

Split Orders

If a portion of the shipment which does not require C.O.M. application is to be processed and shipped early, KI will enter the order immediately at your request. These split shipments are subject to minimum order changes.

Excess Upholstery Material

KI will dispose of excess upholstery material at the time of shipment unless expressly requested to return it with the product shipment.

Cancelled or Changed Orders

KI assumes no responsibility for extra C.O.M. due to a change of upholstery or cancellation of an order. If it the customer’s responsibility to arrange for return of the material.

Contact the C.O.M. Specialist at 1-800-424-2432, ext. 2707, with questions or to request a split order.

C.O.M. SHIPPING LOCATION

Architectural Walls
Evoke..... MN
Genius Walls..... MN

Casegoods
Aristotle Tackboards.....MN
Likha Tackboards.....MN

Classroom Furniture
Intellect Wave Chairs..... GB
Learn2 GB
Ruckus.....GB

Desking
700 Series DeskingKP
Balance Overheads MN
Genesis Desking..... MN
True Desking..... KP
Universal Overheads..... MN
WorkZone Desking MN

Files & Storage
700 Series Pedestal Cushion..... GB
Connection Zone PadsBW
U-Series Pedestal Cushion..... GB
Tattoo.....BW

Fixed Seating
Concerto Auditorium SeatingBW
Single Pedestal Seating GB
Jury Base Seating..... GB
Lancaster Auditorium SeatingBW
Sequence Seating..... GB
University Seating..... GB

Panel Systems
All Terrain..... KP
Balance Overheads MN

System 3000..... MN
Universal Overheads..... MN
Wireworks MN
Unite..... MN

Residence Hall Furniture
RoomScope Furniture MN

Screens
All Terrain.....KP
Connection Zone.....BW
True/VolitionKP
Genesis..... KP
Tattoo..... MN
Universal.....BW

Seating
400 Series Folding Chairs.....BW
600 Series Folding Chairs.....BW
600 Series StoolsBW
Affina Collection.....HN
Altus Task Chairs..... GB
Apply Stack Chairs..... GB
Calida Lounge SeatingHN
Diem Task Chairs..... OM
Doni Collection..... GB
Gladly Lounge SeatingVQ
Grazie Seating GB
Hub Modular Lounge SeatingHN
Impress Task Chairs..... OM
Impress Ultra Task Chairs OM
Jessa Lounge Seating.....HN
Jubilee Lounge Seating.....VQ
Katera Guest Chair..... GB
Kurv Benches.....HN
LaResta Day BedsHN
LimeLite..... GB
Lyra Lounge Seating.....HN

Maestro Stack ChairsGB
Medical & Laboratory Stools OM
MyPlace Lounge SeatingHN
MyWay Seating.....HN
Oath Task Chairs and Stools..... GB
Opt4 GB
Pilot Task Chairs..... OM
Promenade Seating SystemBW
Ruckus..... GB
Sela Lounge SeatingHN
Sift Task Chairs GB
Signia Task Chairs and StoolsOM
Soltice Metal Collection.....HN
Soltice Multiple, Healthcare & Guest .HN
Soltice II Healthcare Seating.....HN
SonrisaHN
Strive Multiple, Stack & Task GB
SwayBW
Tattoo.....HN
Torsion-on-the-Go! Nesting Chairs GB
Torsion Air Stack and Task Seating GB
ZoetryHN



KI C.O.M. Manufacturing Site Addresses:

BW
KI Bonduel
Attn: COM Storage
204 West South St.
Bonduel, WI 54107

HN
KI High Point
Attn: COM Storage
217 Feld Avenue
High Point, NC 27263

MN
KI Manitowoc
Attn: COM Storage
1400 S. 41st St.
Manitowoc, WI 54220

VQ
KI
Attn: COM Fabrics
6892 Marlin Circle
La Palma, CA 90623

GB
KI Green Bay
Attn: COM Storage
1687 Westminster Drive - Gate 3
Green Bay, WI 54302

KP
KI Pembroke
Attn: COM Storage
1000 Olympic Dr.
Pembroke, Ontario K8A6X7

OM
KI
Attn: COM Storage
1110 S. Mildred Ave.
Ontario, CA 91761



Copyright/Logo/Trademark Release Form
(Intellectual Property)

I, _____, am the owner of the entire rights, title, and interests in the Intellectual Property identified in “Exhibit A” attached and grant Krueger International, Inc. (“KI”) the right to use and display Intellectual Property on products produced and manufactured by KI.

I warrant and represent that I am the owner of the Intellectual Property in Exhibit A and have the necessary legal rights and permissions to use said materials and/or convey their use to others.

I agree that I will not infringe or violate the Intellectual Property Rights of any party. I agree to indemnify, defend, and hold KI harmless against any claims, actions, judgements, losses, and/or damages (including, but not limited to, reasonable attorney’s fees) which may arise from any claims by any third party of an alleged or actual infringement out of the use and display of Intellectual Property on products.

I warrant I am of full legal age and have a right to contract in my name for the attached Intellectual Property. I have read the above authorization and release, before its execution, and I am familiar with the contents thereof. This authorization and release shall be binding upon me, my heirs, legal representatives, and/or assignees.

PRINT NAME

SIGNATURE

COMPANY/ORGANIZATION

ADDRESS

PHONE

EMAIL



“EXHIBIT A”

INTELLECTUAL PROPERTY

Trademarks:

Copyrights:

Logos:

PRODUCTS

(KI product name(s) to be applied with the logo)



PRODUCT SPECIFICATIONS

600 Series Folding Chair

March 2023

TECHNICAL SPECIFICATIONS

The KI 600 Series Folding Chairs deliver optimum quality at a minimum price.

- KI Model 601 - no upholstery
- KI Model 604 - upholstered seat and backrest

600 Series Frames

Frames are electrically seam-welded 19-gauge, 7/8" O.D. tubular steel. The two leg braces are 19-gauge, 5/8" O.D. tubular steel.

Steel Backrests

Backrests are 7 1/2" deep, pitched for proper posture support. Panel is curved 24-gauge cold-rolled steel with fully curled edge and spot-welded to frame.

604 Upholstered Backrest

Vinyl or fabric upholstered backrest panel of 1/2" polyfoam is stapled to plastic base. Attached to backrest by rivets. Backrests are not field replaceable.

601 Steel Seat

One piece 21-gauge cold-rolled drawn and shaped steel. Seat pivots on 1/4" tempered steel rivets.

604 Upholstered Seats

20-gauge recessed steel seat pan. 1.25" polyfoam stapled to hardboard panel attached by rivets. Upholstered Seats are not field replaceable.

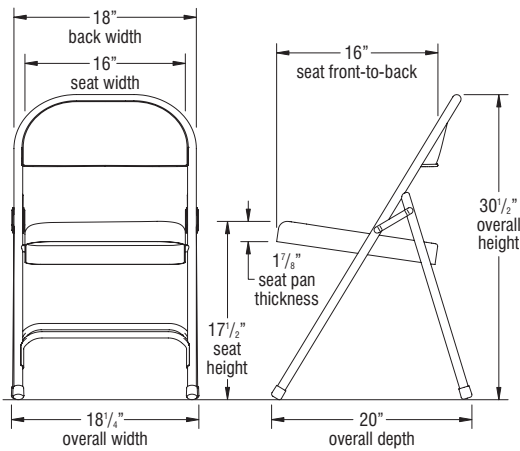
Feet

Replaceable non-marring linear polypropylene.

Frame Finish

Chair frames are finished with baked-on, electrostatically-applied epoxy powder-coat paint.

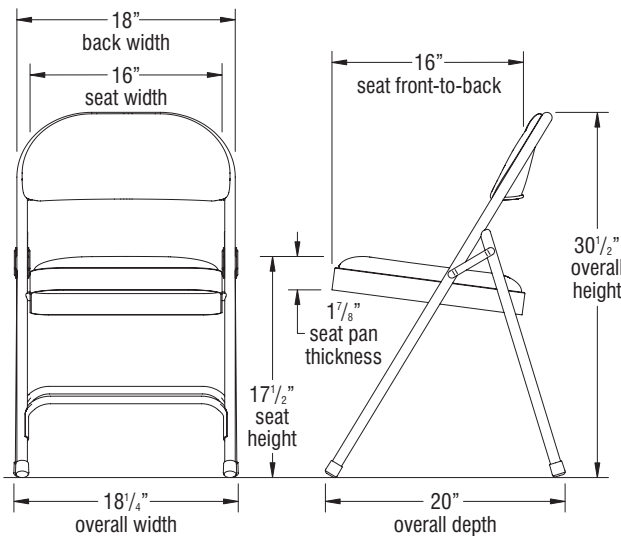
DIMENSIONS



600 Series Folding Chair



DIMENSIONS



600 Series Upholstered Folding Chair

STATEMENT OF LINE



601FC



604FC



Frame Color

Azure Grey	AGM
Beige	BE
Black	BL
Blue Grey	GR
Brown	BR
Cayenne	CY
Earthen Clay	EY
Nordic	ND
Sand	SA
Warm Grey	WG

Feet/Bumper Color

Beige feet/bumpers	BEF
Black feet/bumpers	BLF
Grey feet/bumpers	GRF

Finish Cards

View color swatches for items listed within this document.

Paints

Plastics/Poly

Wood/Veneer

Laminates

Molded Edges

Edge Styles

Hard Plastics

Glass

Certain options referenced may not be available on GSA Schedule.



600 Series

Folding Chairs (Delivered Pricing)



600 Series

Folding Chairs (Delivered Pricing)

		MODEL NUMBER								
		Basic Model	Frame Color	Fire Code	Upholstery Color	Feet/ Bumper Color				
MODEL	Features						Approx. Packaged Weight	Delivered Pricing Unupholstered	Delivered Pricing Fabric Grade 1 & C.O.M.	Delivered Pricing Vinyl Group 1
	Steel <ul style="list-style-type: none">• Double hinge• Seam-welded tubular steel frame• Heavy-duty steel seat and backrest• 2 double riveted crossbraces--front and rear	Unupholstered	601FC	□□□			9.5#	\$ 84		
FC6										
	Upholstered Seat and Back <ul style="list-style-type: none">• Double hinge• Seam-welded tubular steel frame• Heavy-duty steel seat and backrest• 2 double riveted crossbraces--front and rear• 1-1/4" polyfoam seat pad• 1/2" polyfoam backrest	Upholstered	604FC	□□□	□□□	□□□□	12.0#	N/A	\$ 142	\$ 142
FC6U										
		A	B	C	D	E				

HOW TO ORDER

Indicate the following information on order form:

1. Quantity of each item.
2. Model number, including options. See "How To Build a Model Number".
3. Any special service required.

Note:

- The □ indicates that a choice is required.
- The absence of the □ indicates that no choice is required.
- Alpha-numeric characters in place of □ indicate that no other alternatives are available.

HOW TO BUILD A MODEL NUMBER

- A**Select basic model.
- B**Select frame color.
Refer to the **Product Color Options** page in this price list.
- C**Select fire code.

NFR	- Compliance to TB 117-2013
FR	- Compliance to TB 133

See Options for TB133 upcharge.
- D**Select upholstery grade/color.
Refer to [ki.com/fabrics](https://www.ki.com/fabrics)
- E**Select feet/bumper color.
Refer to the **Product Color Options** page in this price list.

OPTIONS

California TB133 Fire Safety Code
For California Technical Bulletin 133 compliant models, add the following upcharge:
Model = 604FC
Added Lead Time=1 Week
Added List Price=\$11
Model = 634FC
Added Lead Time=1 Week
Added List Price=\$20

SPECIAL SERVICES

Special Carton Marking

With specially marked information N/C

Shipping
Ships **assembled, FOB Bonduel, WI 54107, freight prepaid.** Freight class 85.

Specifications and prices are subject to change without prior notice.



600 Series

Folding Chairs (Freight Excluded Pricing)



600 Series

Folding Chairs (Freight Excluded Pricing)

			MODEL NUMBER								
MODEL	Features		Basic Model	Frame Color	Fire Code	Upholstery Color	Feet/ Bumper Color	Approx. Packaged Weight	Freight Excluded Pricing Unupholstered	Freight Excluded Pricing Fabric Grade 1 & C.O.M.	Freight Excluded Pricing Vinyl Group 1
 FC6	Steel <ul style="list-style-type: none">• Double hinge• Seam-welded tubular steel frame• Heavy-duty steel seat and backrest• 2 double riveted crossbraces--front and rear	Unupholstered	601FC	□□□			□□□	9.5#	\$ 74		
 FC6U	Upholstered Seat and Back <ul style="list-style-type: none">• Double hinge• Seam-welded tubular steel frame• Heavy-duty steel seat and backrest• 2 double riveted crossbraces--front and rear• 1-1/4" polyfoam seat pad• 1/2" polyfoam backrest	Upholstered	604FC	□□□	□□□	□□□□	□□□	12.0#	N/A	\$ 123	\$ 123
			A	B	C	D	E				

HOW TO ORDER

Indicate the following information on order form:

1. Quantity of each item.
2. Model number, including options. See "How To Build a Model Number".
3. Any special service required.

Note:

- The □ indicates that a choice is required.
- The absence of the □ indicates that no choice is required.
- Alpha-numeric characters in place of □ indicate that no other alternatives are available.

HOW TO BUILD A MODEL NUMBER

- A** Select basic model.
- B** Select frame color.
Refer to the **Product Color Options** page in this price list.
- C** Select fire code.

NFR	- Compliance to TB 117-2013
FR	- Compliance to TB 133

See Options for TB133 upcharge.
- D** Select upholstery grade/color.
Refer to [ki.com/fabrics](#)
- E** Select feet/bumper color.
Refer to the **Product Color Options** page in this price list.

OPTIONS

California TB133 Fire Safety Code
For California Technical Bulletin 133 compliant models, add the following upcharge:
Model = 604FC
Added Lead Time=1 Week
Added List Price=\$11
Model = 634FC
Added Lead Time=1 Week
Added List Price=\$20

SPECIAL SERVICES

Special Carton Marking

With specially marked information N/C

Shipping
Ships **assembled, FOB Bonduel, WI 54107, freight excluded.** Freight class 85.

Specifications and prices are subject to change without prior notice.



ValueLite Single Hinge Chair (VL.100)

Features		
Seam-welded tubular steel frame		•
Single hinge		•
Wallsaver design		•
General Dimensions		
Seat height	17-3/4"	
Overall width	18-1/2"	
Overall depth	21-1/8"	
Overall height	33-3/8"	
Folded depth	3"	

SPECIFICATIONS


Frame
Electrically seam-welded 17-gauge x 1-1/8" o.d. tubular steel. 13-gauge "ribbed" linkage, 2-1/4" 11-gauge under seat support brace, 13-gauge side seat support 3/4" arched welded crossbraces.

Seat and Backrest
1-1/4" thick high-density polyethylene plastic.

INFORMATION

Warranty
Refer to KI Terms & Conditions document or visit ki.com



MODEL	MODEL NUMBER			
	Basic Model	Approx. Packaged Weight	Delivered Pricing	
 HRDPT	ValueLite Single Hinge Chair <ul style="list-style-type: none">• Single hinge• High-density polyethylene seat and back• Front and back arched welded cross-braces• Polyethylene glides• Frame color hammer tone black• Seat and back color speckled white• Sold 4 per carton• Integrated handle in backrest• Seat and back thickness 1-1/4"	VL.100.BL.WH	13.0#	\$ 101

A

HOW TO ORDER

Indicate the following information on order form:

1. Quantity of each item.
2. Model number, including options. See “How To Build a Model Number”.
3. Any special service required.

Note:

- The ☐ indicates that a choice is required.
- The absence of the ☐ indicates that no choice is required.
- Alpha-numeric characters in place of ☐ indicate that no other alternatives are available.

HOW TO BUILD A MODEL NUMBER

A Select basic model.

INFORMATION

Cartoning
Model VL.100 - shipped 4 units per carton

SPECIAL SERVICES


Special Carton Marking

With specially marked information N/C

Shipping
Ships **assembled, FOB Bonduel, WI 54107, freight prepaid.** Freight class 85.

Specifications and prices are subject to change without prior notice.



MODEL	MODEL NUMBER			
	Basic Model	Approx. Packaged Weight	Freight Excluded Pricing	
 HRDPT	ValueLite Single Hinge Chair <ul style="list-style-type: none">• Single hinge• High-density polyethylene seat and back• Front and back arched welded cross-braces• Polyethylene glides• Frame color hammer tone black• Seat and back color speckled white• Sold 4 per carton• Integrated handle in backrest• Seat and back thickness 1-1/4"	VL.100.BL.WH	13.0#	\$ 86

A

HOW TO ORDER

Indicate the following information on order form:

1. Quantity of each item.
2. Model number, including options. See “How To Build a Model Number”.
3. Any special service required.

Note:

- The ☐ indicates that a choice is required.
- The absence of the ☐ indicates that no choice is required.
- Alpha-numeric characters in place of ☐ indicate that no other alternatives are available.

HOW TO BUILD A MODEL NUMBER

A Select basic model.

INFORMATION

Cartoning
Model VL.100 - shipped 4 units per carton

SPECIAL SERVICES

Special Carton Marking

With specially marked information N/C

Shipping
Ships **assembled, FOB Bonduel, WI 54107, freight excluded.** Freight class 85.

Specifications and prices are subject to change without prior notice.



PRODUCT SPECIFICATIONS
600 Series® Industrial Stool

March 2024

TECHNICAL SPECIFICATIONS

Frames

Two leg sections of 18-gauge, 7/8" O.D. seam-welded tubular steel are crossed and welded together. The foot ring and leg frame are welded into a single unit. Foot rings are 18-gauge, 5/8" O.D. and are shaped for an enlarged weld area at point of contact with leg. Equipped with replaceable polyethylene feet.

Seats

Steel Seats

Constructed of 20-gauge die-formed steel pan with fully curled edges for strength and safety, 14" in diameter. Tempered hardboard Masonite inset riveted into seat recess.

Upholstered Seats

Constructed of 20-gauge die-formed steel pan, 14" in diameter. Replaceable 5/8" foam pad mounted to hardboard, fastened into seat recess with mechanical fasteners. Seats are upholstered in vinyl.

Wood Seats

Wood seats are 14" in diameter, 1 1/4" hardwood (Rubberwood) with clear lacquer finish. Wood seats are attached to stool with screws.

Polypropylene Stool Seats

Polypropylene seats are injection-molded thermoplastic with integral rib construction for strength, 13" in diameter. Color permeates throughout the seat. White marks may occur at four spots on the front edge of seat but does not alter the structural integrity of the stool.

Base Spreads

18" high stools have a 14" base spread.
24" high stools have a 15 1/4" base spread.
30" high stools have a 15 1/2" base spread.

Glides

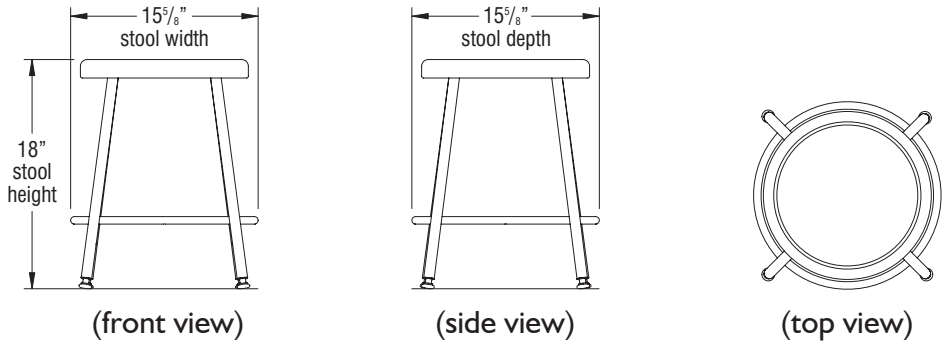
Glides are available on fixed-height or adjustable-height stools.

Frame Finish

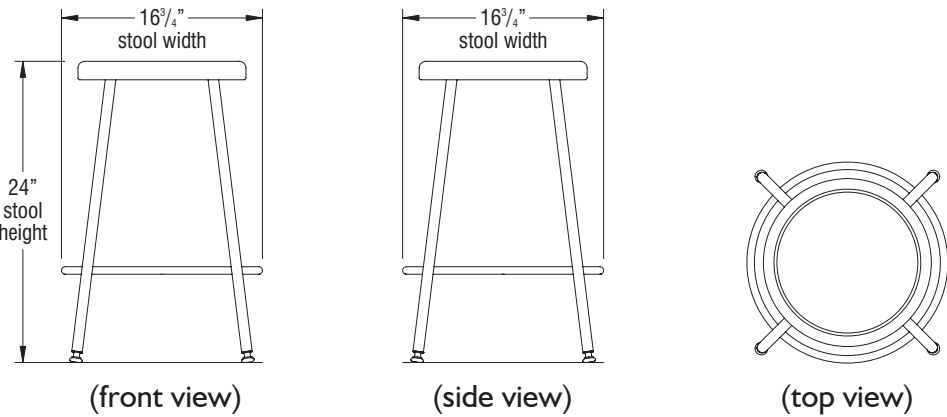
Stool frames are finished with baked-on, electrostatically-applied epoxy powder-coat paint.

DIMENSIONS

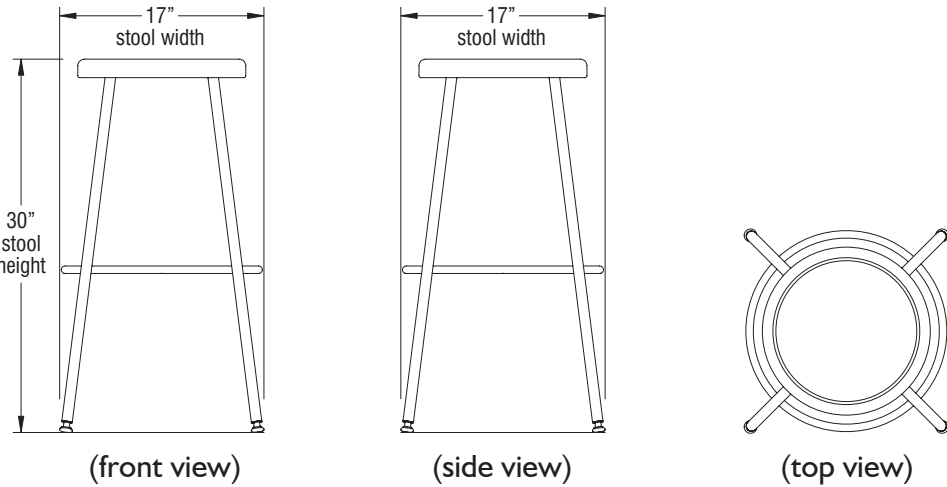
600 Series Industrial - 18" Fixed-Height



600 Series Industrial - 24" Fixed-Height



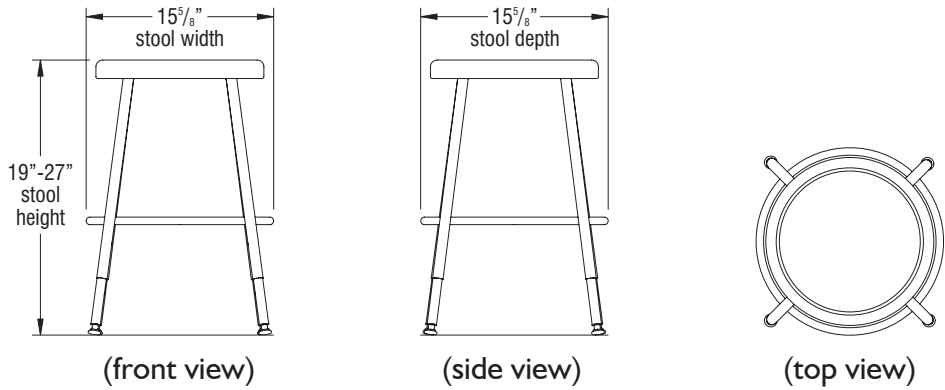
600 Series Industrial - 30" Fixed-Height



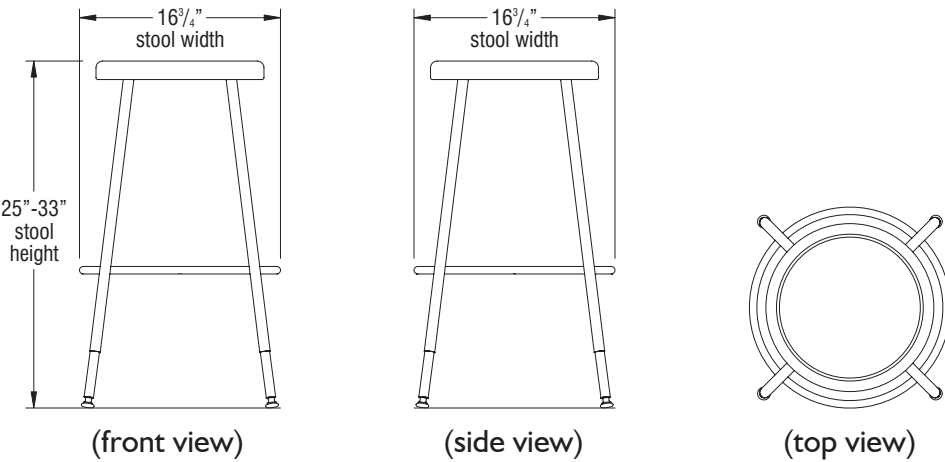


DIMENSIONS

600 Series Industrial - 18” Adjustable-Height



600 Series Industrial - 24” Adjustable-Height

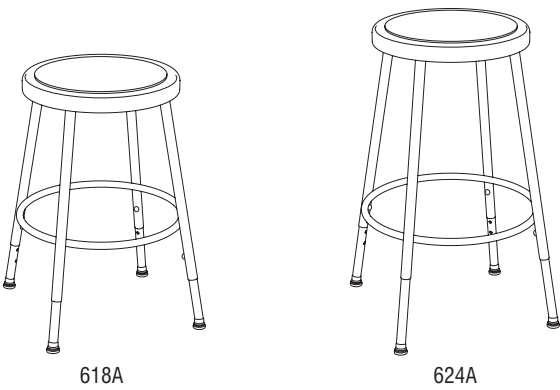


STATEMENT OF LINE

600 Series Industrial Stools - Fixed-Height



600 Series Industrial Stools - Adjustable-Height



Industrial Adjustable Stools

Product Color Options



Industrial Adjustable Stools

Product Color Options

Frame Color		Rainforest	PRQ
Black	BL	Raw Jasper	PRJ
Blue Grey	GR	Rubber Ducky	PRK
Bronze Metallic	ZM	Sand	PSA
Cayenne	CY	Sky Blue	PSK
Champagne Metallic	CM	Surf's Up	PSP
Cool Grey	CG	Tarragon	PTQ
Cottonwood	CO	Twilight Shadow	PTI
Earthen Clay	EY	Ultra Blue	PUB
Espresso Metallic	EX	Warm Grey	PWG
Everglade Shade	EV	Zesty Lime	PZL
Flannel	FN		
Glitz Metallic	GZ		
Hazy Jade	HJ		
Honey Bee	HY		
Light Tone	LG		
Mardi Gras	MG		
Misty Brown	MY		
Nemo	NE		
Nordic	ND		
Poppy Red	PR		
Purple Haze	PH		
Rainforest	RQ		
Raw Jasper	RJ		
Rubber Ducky	RK		
Sand	SA		
Sky Blue	SK		
Starlight Silver Metallic	SX		
Surf's Up	SP		
Tarragon	TQ		
Twilight Shadow	TI		
Ultra Blue	UB		
Warm Grey	WG		
Zesty Lime	ZL		

Feet/Bumper Color	
Beige	BEF
Black	BLF
Grey	GRF

Seat Color - Polypropylene	
Black	PBL
Blue Grey	PGR
Cayenne	PCY
Cool Grey	PCG
Cottonwood	PCO
Earthen Clay	PEY
Everglade Shade	PEV
Flannel	PFN
Hazy Jade	PHJ
Honey Bee	PHY
Light Tone	PLG
Mardi Gras	PMG
Misty Brown	PMY
Nemo	PNE
Nordic	PND
Poppy Red	PPR
Purple Haze	PPH

Finish Cards

View color swatches for items listed within this document.

- [Paints](#)
- [Wood/Veneer](#)
- [Molded Edges](#)
- [Hard Plastics](#)
- [Plastics/Poly](#)
- [Laminates](#)
- [Edge Styles](#)
- [Glass](#)

Certain options referenced may not be available on GSA Schedule.



600 Series

Industrial Stools (Delivered Pricing)



600 Series

Industrial Stools (Delivered Pricing)

			MODEL NUMBER							
MODEL		Features	Basic Model	Frame Color	Fire Code	Upholstery Color	Feet/ Bumper Color	Approx. Packaged Weight	Delivered Pricing Unupholstered	Delivered Pricing Vinyl Group 1 & C.O.V.
 600	Steel Rimmed Seat Stool <ul style="list-style-type: none">Seam-welded tubular steel frame with steel seat panFixed leg or adjustable height leg models availableFixed legs have polyethylene feetOptional adjustable height legs have 8" range in 1" increments and have self-leveling glidesNickel-plated telescoping leg section locks with set screws14" diameter steel seat with tempered hardboard Masonite inset	Fixed Height, 18"H	618	<input type="checkbox"/> <input type="checkbox"/> <input type="checkbox"/>			<input type="checkbox"/> <input type="checkbox"/> <input type="checkbox"/>	8.0#	\$ 139	
		Adjustable Height, 19"-27"H	618A	<input type="checkbox"/> <input type="checkbox"/> <input type="checkbox"/>				11.0#	174	
		Fixed Height, 24"H	624	<input type="checkbox"/> <input type="checkbox"/> <input type="checkbox"/>			<input type="checkbox"/> <input type="checkbox"/> <input type="checkbox"/>	10.0#	152	
		Adjustable Height, 25"-33"H	624A	<input type="checkbox"/> <input type="checkbox"/> <input type="checkbox"/>				12.0#	188	
		Fixed Height, 30"H	630	<input type="checkbox"/> <input type="checkbox"/> <input type="checkbox"/>			<input type="checkbox"/> <input type="checkbox"/> <input type="checkbox"/>	11.0#	163	
 600U	Upholstered Seat Stool <ul style="list-style-type: none">Seam-welded tubular steel frame with steel seat panFixed leg or adjustable height leg models availableFixed legs have polyethylene feetOptional adjustable height legs have 8" range in 1" increments and have self-leveling glidesNickel-plated telescoping leg section locks with set screws14" diameter steel seat with upholstered seat pad	Fixed Height, 18"H	618U	<input type="checkbox"/> <input type="checkbox"/> <input type="checkbox"/>	<input type="checkbox"/> <input type="checkbox"/> <input type="checkbox"/>	<input type="checkbox"/> <input type="checkbox"/> <input type="checkbox"/> <input type="checkbox"/> <input type="checkbox"/> <input type="checkbox"/>	<input type="checkbox"/> <input type="checkbox"/> <input type="checkbox"/>	8.0#	N/A	\$ 184
		Adjustable Height, 19"-27"H	618UA	<input type="checkbox"/> <input type="checkbox"/> <input type="checkbox"/>	<input type="checkbox"/> <input type="checkbox"/> <input type="checkbox"/>	<input type="checkbox"/> <input type="checkbox"/> <input type="checkbox"/> <input type="checkbox"/> <input type="checkbox"/> <input type="checkbox"/>		11.0#	N/A	235
		Fixed Height, 24"H	624U	<input type="checkbox"/> <input type="checkbox"/> <input type="checkbox"/>	<input type="checkbox"/> <input type="checkbox"/> <input type="checkbox"/>	<input type="checkbox"/> <input type="checkbox"/> <input type="checkbox"/> <input type="checkbox"/> <input type="checkbox"/> <input type="checkbox"/>	<input type="checkbox"/> <input type="checkbox"/> <input type="checkbox"/>	10.0#	N/A	201
		Adjustable Height, 25"-33"H	624UA	<input type="checkbox"/> <input type="checkbox"/> <input type="checkbox"/>	<input type="checkbox"/> <input type="checkbox"/> <input type="checkbox"/>	<input type="checkbox"/> <input type="checkbox"/> <input type="checkbox"/> <input type="checkbox"/> <input type="checkbox"/> <input type="checkbox"/>		12.0#	N/A	248
		Fixed Height, 30"H	630U	<input type="checkbox"/> <input type="checkbox"/> <input type="checkbox"/>	<input type="checkbox"/> <input type="checkbox"/> <input type="checkbox"/>	<input type="checkbox"/> <input type="checkbox"/> <input type="checkbox"/> <input type="checkbox"/> <input type="checkbox"/> <input type="checkbox"/>	<input type="checkbox"/> <input type="checkbox"/> <input type="checkbox"/>	11.0#	N/A	216
		Adjustable Height, 31"-39"H	630UA	<input type="checkbox"/> <input type="checkbox"/> <input type="checkbox"/>	<input type="checkbox"/> <input type="checkbox"/> <input type="checkbox"/>	<input type="checkbox"/> <input type="checkbox"/> <input type="checkbox"/> <input type="checkbox"/> <input type="checkbox"/> <input type="checkbox"/>		13.0#	N/A	258
			A	B	C	D	E			

HOW TO ORDER

Indicate the following information on order form:

- Quantity of each item.
- Model number, including options. See “How To Build a Model Number”.
- Any special service required.

Note:

- The ☐ indicates that a choice is required.
- The absence of the ☐ indicates that no choice is required.
- Alpha-numeric characters in place of ☐ indicate that no other alternatives are available.

HOW TO BUILD A MODEL NUMBER

- A** Select basic model.
- B** Select frame color.
Refer to the **Product Color Options** page in this price list.
- C** Select fire code.
NFR - Compliance to TB 117-2013
FR - Compliance to TB 133
See Options for TB133 upcharge.
- D** Select upholstery grade/color.
Refer to [ki.com/fabrics](https://www.ki.com/fabrics)
- E** Select feet/bumper color.
Refer to the **Product Color Options** page in this price list.

OPTIONS

California TB133 Fire Safety Code
For California Technical Bulletin 133 compliant models, add the following upcharge:
Model = Upholstered
Added Lead Time-1 Week
Added List Price=\$12

Nonstandard Steel Stool Seat Height
Minimum order of 10 stools. Minimum height is 15". Specify: Standard model with next greater height than required. Add Cutting Upcharge=\$20 each

Steel Stool Adjustable Leg Components
600 Series Adjustable Legs: Installation by purchaser; includes four telescoping legs with self-leveling glides, set screws. The adjustable leg inserts ship with glides already attached.
Specify #13.0700.x \$29/Set of 4 legs

SPECIAL SERVICES

Special Carton Marking

With specially marked information N/C

Shipping
Ships **assembled, FOB Bonduel, WI 54107, freight prepaid.** Freight class 125. Adjustable legs and back require assembly.

Specifications and prices are subject to change without prior notice.



600 Series

Industrial Stools (Freight Excluded Pricing)



600 Series

Industrial Stools (Freight Excluded Pricing)

			MODEL NUMBER							
MODEL		Features	Basic Model	Frame Color	Fire Code	Upholstery Color	Feet/ Bumper Color	Approx. Packaged Weight	Freight Excluded Pricing Unupholstered	Freight Excluded Pricing Vinyl Group 1 & C.O.V.
 600	Steel Rimmed Seat Stool <ul style="list-style-type: none">Seam-welded tubular steel frame with steel seat panFixed leg or adjustable height leg models availableFixed legs have polyethylene feetOptional adjustable height legs have 8" range in 1" increments and have self-leveling glidesNickel-plated telescoping leg section locks with set screws14" diameter steel seat with tempered hardboard Masonite inset	Fixed Height, 18"H	618	□□□			□□□	8.0#	\$ 119	
		Adjustable Height, 19"-27"H	618A	□□□				11.0#	154	
		Fixed Height, 24"H	624	□□□			□□□	10.0#	131	
		Adjustable Height, 25"-33"H	624A	□□□				12.0#	167	
		Fixed Height, 30"H	630	□□□			□□□	11.0#	141	
 600U	Upholstered Seat Stool <ul style="list-style-type: none">Seam-welded tubular steel frame with steel seat panFixed leg or adjustable height leg models availableFixed legs have polyethylene feetOptional adjustable height legs have 8" range in 1" increments and have self-leveling glidesNickel-plated telescoping leg section locks with set screws14" diameter steel seat with upholstered seat pad	Fixed Height, 18"H	618U	□□□	□□□	□□□□□	□□□	8.0#	N/A	\$ 164
		Adjustable Height, 19"-27"H	618UA	□□□	□□□	□□□□□		11.0#	N/A	215
		Fixed Height, 24"H	624U	□□□	□□□	□□□□□	□□□	10.0#	N/A	180
		Adjustable Height, 25"-33"H	624UA	□□□	□□□	□□□□□		12.0#	N/A	227
		Fixed Height, 30"H	630U	□□□	□□□	□□□□□	□□□	11.0#	N/A	194
		Adjustable Height, 31"-39"H	630UA	□□□	□□□	□□□□□		13.0#	N/A	236
			A	B	C	D	E			

HOW TO ORDER

Indicate the following information on order form:

- Quantity of each item.
- Model number, including options. See “How To Build a Model Number”.
- Any special service required.

Note:

- The □ indicates that a choice is required.
- The absence of the □ indicates that no choice is required.
- Alpha-numeric characters in place of □ indicate that no other alternatives are available.

HOW TO BUILD A MODEL NUMBER

- A** Select basic model.
- B** Select frame color.
Refer to the **Product Color Options** page in this price list.
- C** Select fire code.
NFR - Compliance to TB 117-2013
FR - Compliance to TB 133
See Options for TB133 upcharge.
- D** Select upholstery grade/color.
Refer to [ki.com/fabrics](https://www.ki.com/fabrics)
- E** Select feet/bumper color.
Refer to the **Product Color Options** page in this price list.

OPTIONS

California TB133 Fire Safety Code
For California Technical Bulletin 133 compliant models, add the following upcharge:
Model = Upholstered
Added Lead Time-1 Week
Added List Price=\$12

Nonstandard Steel Stool Seat Height
Minimum order of 10 stools. Minimum height is 15". Specify: Standard model with next greater height than required. Add Cutting Upcharge=\$20 each

Steel Stool Adjustable Leg Components
600 Series Adjustable Legs: Installation by purchaser; includes four telescoping legs with self-leveling glides, set screws. The adjustable leg inserts ship with glides already attached.
Specify #13.0700.x \$29/Set of 4 legs

SPECIAL SERVICES

Special Carton Marking

With specially marked information N/C

Shipping
Ships **assembled, FOB Bonduel, WI 54107, freight excluded**. Freight class 125. Adjustable legs and back require assembly.

Specifications and prices are subject to change without prior notice.


600 Series

Industrial Stools (Delivered Pricing)



600 Series

Industrial Stools (Delivered Pricing)

		MODEL NUMBER					
	MODEL	Features	Basic Model	Frame Color	Feet/ Bumper Color	Approx. Packaged Weight	Delivered Pricing Unupholstered
 600	Wood Seat <ul style="list-style-type: none">Seam-welded tubular steel frame with steel seat panFixed legs have polyethylene feetOptional adjustable height legs have 8" range in 1" increments and have self-leveling glidesNickel-plated telescoping leg section locks with set screws14" diameter, 1-1/4" rubberwood seat with clear lacquer finish	Fixed Height, 18"H	618W	<input type="checkbox"/> <input type="checkbox"/> <input type="checkbox"/>	<input type="checkbox"/> <input type="checkbox"/> <input type="checkbox"/>	16.0#	\$ 200
		Adjustable Height, 19"-27"H	618WA	<input type="checkbox"/> <input type="checkbox"/> <input type="checkbox"/>		18.0#	241
		Fixed Height, 24"H	624W	<input type="checkbox"/> <input type="checkbox"/> <input type="checkbox"/>	<input type="checkbox"/> <input type="checkbox"/> <input type="checkbox"/>	17.0#	214
		Adjustable Height, 25"-33"H	624WA	<input type="checkbox"/> <input type="checkbox"/> <input type="checkbox"/>		19.0#	247
		Fixed Height, 30"H	630W	<input type="checkbox"/> <input type="checkbox"/> <input type="checkbox"/>	<input type="checkbox"/> <input type="checkbox"/> <input type="checkbox"/>	18.0#	227
		Adjustable Height, 31"-39"H	630WA	<input type="checkbox"/> <input type="checkbox"/> <input type="checkbox"/>		20.0#	267
			A	B	C		

HOW TO ORDER

Indicate the following information on order form:

- Quantity of each item.
- Model number, including options. See "How To Build a Model Number".
- Any special service required.

Note:

- The ☐ indicates that a choice is required.
- The absence of the ☐ indicates that no choice is required.
- Alpha-numeric characters in place of ☐ indicate that no other alternatives are available.

HOW TO BUILD A MODEL NUMBER

- A** Select basic model.
- B** Select frame color.
Refer to the **Product Color Options** page in this price list.
- C** Select feet/bumper color.
Refer to the **Product Color Options** page in this price list.

OPTIONS

California TB133 Fire Safety Code
For California Technical Bulletin 133 compliant models, add the following upcharge:
Model = Upholstered
Added Lead Time-1 Week
Added List Price=\$12

Nonstandard Steel Stool Seat Height
Minimum order of 10 stools. Minimum height is 15". Specify: Standard model with next greater height than required. Add Cutting Upcharge=\$20 each

Steel Stool Adjustable Leg Components
600 Series Adjustable Legs: Installation by purchaser; includes four telescoping legs with self-leveling glides, set screws. The adjustable leg inserts ship with glides already attached.
Specify #13.0700.x \$29/Set of 4 legs

SPECIAL SERVICES

Special Carton Marking

With specially marked information N/C

Shipping
Ships **assembled, FOB Bonduel, WI 54107, freight prepaid.** Freight class 125. Adjustable legs and back require assembly.

Specifications and prices are subject to change without prior notice.


600 Series

Industrial Stools (Freight Excluded Pricing)



600 Series

Industrial Stools (Freight Excluded Pricing)

 600	MODEL	Features	MODEL NUMBER			Approx. Packaged Weight	Freight Excluded Pricing Unupholstered
			Basic Model	Frame Color	Feet/ Bumper Color		
	Wood Seat <ul style="list-style-type: none">Seam-welded tubular steel frame with steel seat panFixed legs have polyethylene feetOptional adjustable height legs have 8" range in 1" increments and have self-leveling glidesNickel-plated telescoping leg section locks with set screws14" diameter, 1-1/4" rubberwood seat with clear lacquer finish	Fixed Height, 18"H	618W	□□□	□□□	16.0#	\$ 180
		Adjustable Height, 19"-27"H	618WA	□□□		18.0#	221
		Fixed Height, 24"H	624W	□□□	□□□	17.0#	193
		Adjustable Height, 25"-33"H	624WA	□□□		19.0#	226
		Fixed Height, 30"H	630W	□□□	□□□	18.0#	205
		Adjustable Height, 31"-39"H	630WA	□□□		20.0#	245

A

B

C

HOW TO ORDER

Indicate the following information on order form:

1. Quantity of each item.
2. Model number, including options. See "How To Build a Model Number".
3. Any special service required.

Note: • The ☐ indicates that a choice is required.

- The absence of the ☐ indicates that no choice is required.
- Alpha-numeric characters in place of ☐ indicate that no other alternatives are available.

HOW TO BUILD A MODEL NUMBER

- A** Select basic model.
- B** Select frame color.
Refer to the **Product Color Options** page in this price list.
- C** Select feet/bumper color.
Refer to the **Product Color Options** page in this price list.

OPTIONS

California TB133 Fire Safety Code

For California Technical Bulletin 133 compliant

models, add the following upcharge:

Model = Upholstered

Added Lead Time-1 Week

Added List Price=\$12

Nonstandard Steel Stool Seat Height

Minimum order of 10 stools. Minimum height is 15". Specify: Standard model with next greater height than required. Add Cutting Upcharge=\$20 each

Steel Stool Adjustable Leg Components

600 Series Adjustable Legs: Installation by purchaser; includes four telescoping legs with self-leveling glides, set screws. The adjustable leg inserts ship with glides already attached.

Specify #13.0700.x \$29/Set of 4 legs

SPECIAL SERVICES

Special Carton Marking

With specially marked information N/C

Shipping

Ships assembled, FOB Bonduel, WI 54107, freight excluded. Freight class 125. Adjustable legs and back require assembly.

Specifications and prices are subject to change without prior notice.


600 Series

Industrial Stools (Delivered Pricing)



600 Series

Industrial Stools (Delivered Pricing)

			MODEL NUMBER					
			Basic Model	Frame Color	Seat Color	Feet/ Bumper Color		
MODEL			Features				Approx. Packaged Weight	Delivered Pricing
	Polypropylene Seat <ul style="list-style-type: none">Seam-welded tubular steel frame with steel seat panEnamel frameFixed legs have polyethylene feetOptional adjustable height legs have 8" range in 1" increments and have self-leveling glidesNickel-plated telescoping leg section locks with set screws13" diameter polypropylene seat attaches to steel mounting plate which is welded to legs	Fixed Height, 18"H	618P	<input type="checkbox"/> <input type="checkbox"/> <input type="checkbox"/>	<input type="checkbox"/> <input type="checkbox"/> <input type="checkbox"/>	<input type="checkbox"/> <input type="checkbox"/> <input type="checkbox"/>	16.0#	\$ 173
		Adjustable Height, 19"-27"H	618PA	<input type="checkbox"/> <input type="checkbox"/> <input type="checkbox"/>	<input type="checkbox"/> <input type="checkbox"/> <input type="checkbox"/>		18.0#	216
		Fixed Height, 24"H	624P	<input type="checkbox"/> <input type="checkbox"/> <input type="checkbox"/>	<input type="checkbox"/> <input type="checkbox"/> <input type="checkbox"/>	<input type="checkbox"/> <input type="checkbox"/> <input type="checkbox"/>	17.0#	184
		Adjustable Height, 25"-33"H	624PA	<input type="checkbox"/> <input type="checkbox"/> <input type="checkbox"/>	<input type="checkbox"/> <input type="checkbox"/> <input type="checkbox"/>		19.0#	225
		Fixed Height, 30"H	630P	<input type="checkbox"/> <input type="checkbox"/> <input type="checkbox"/>	<input type="checkbox"/> <input type="checkbox"/> <input type="checkbox"/>	<input type="checkbox"/> <input type="checkbox"/> <input type="checkbox"/>	18.0#	192
		Adjustable Height, 31"-39"H	630PA	<input type="checkbox"/> <input type="checkbox"/> <input type="checkbox"/>	<input type="checkbox"/> <input type="checkbox"/> <input type="checkbox"/>		20.0#	250
			A	B	C	D		

HOW TO ORDER

Indicate the following information on order form:

- Quantity of each item.
- Model number, including options. See "How To Build a Model Number".
- Any special service required.

Note:

- The ☐ indicates that a choice is required.
- The absence of the ☐ indicates that no choice is required.
- Alpha-numeric characters in place of ☐ indicate that no other alternatives are available.

HOW TO BUILD A MODEL NUMBER

- A** Select basic model.
- B** Select frame color.
Refer to the **Product Color Options** page in this price list.
- C** Select seat color.
Refer to the **Product Color Options** page in this price list.
- D** Select feet/bumper color.
Refer to the **Product Color Options** page in this price list.

OPTIONS

Nonstandard Steel Stool Seat Height
Minimum order of 10 stools. Minimum height is 15". Specify: Standard model with next greater height than required. Add Cutting Upcharge=\$20 each

Steel Stool Adjustable Leg Components
600 Series Adjustable Legs: Installation by purchaser; includes four telescoping legs with self-leveling glides, set screws. The adjustable leg inserts ship with glides already attached. Specify #13.0700.x \$29/Set of 4 legs

SPECIAL SERVICES

Special Carton Marking

With specially marked information N/C

Shipping
Ships **assembled, FOB Bonduel, WI 54107, freight prepaid.** Freight class 125. Adjustable legs and back require assembly.

Specifications and prices are subject to change without prior notice.


600 Series

Industrial Stools (Freight Excluded Pricing)



600 Series

Industrial Stools (Freight Excluded Pricing)

			MODEL NUMBER					
			Basic Model	Frame Color	Seat Color	Feet/ Bumper Color	Approx. Packaged Weight	Freight Excluded Pricing
MODEL	Features							
<div></div> <div>600</div>	Polypropylene Seat	Fixed Height, 18"H	618P	<input type="checkbox"/> <input type="checkbox"/> <input type="checkbox"/>	<input type="checkbox"/> <input type="checkbox"/> <input type="checkbox"/>	<input type="checkbox"/> <input type="checkbox"/> <input type="checkbox"/>	16.0#	\$ 153
	• Seam-welded tubular steel frame with steel seat pan	Adjustable Height, 19"-27"H	618PA	<input type="checkbox"/> <input type="checkbox"/> <input type="checkbox"/>	<input type="checkbox"/> <input type="checkbox"/> <input type="checkbox"/>		18.0#	197
	• Enamel frame	Fixed Height, 24"H	624P	<input type="checkbox"/> <input type="checkbox"/> <input type="checkbox"/>	<input type="checkbox"/> <input type="checkbox"/> <input type="checkbox"/>	<input type="checkbox"/> <input type="checkbox"/> <input type="checkbox"/>	17.0#	163
	• Fixed legs have polyethylene feet	Adjustable Height, 25"-33"H	624PA	<input type="checkbox"/> <input type="checkbox"/> <input type="checkbox"/>	<input type="checkbox"/> <input type="checkbox"/> <input type="checkbox"/>		19.0#	204
	• Optional adjustable height legs have 8" range in 1" increments and have self-leveling glides	Fixed Height, 30"H	630P	<input type="checkbox"/> <input type="checkbox"/> <input type="checkbox"/>	<input type="checkbox"/> <input type="checkbox"/> <input type="checkbox"/>	<input type="checkbox"/> <input type="checkbox"/> <input type="checkbox"/>	18.0#	170
		Adjustable Height, 31"-39"H	630PA	<input type="checkbox"/> <input type="checkbox"/> <input type="checkbox"/>	<input type="checkbox"/> <input type="checkbox"/> <input type="checkbox"/>		20.0#	228
	• Nickel-plated telescoping leg section locks with set screws							
	• 13" diameter polypropylene seat attaches to steel mounting plate which is welded to legs							
			A	B	C	D		

HOW TO ORDER

Indicate the following information on order form:

- Quantity of each item.
- Model number, including options. See "How To Build a Model Number".
- Any special service required.

Note:

- The ☐ indicates that a choice is required.
- The absence of the ☐ indicates that no choice is required.
- Alpha-numeric characters in place of ☐ indicate that no other alternatives are available.

HOW TO BUILD A MODEL NUMBER

- A** Select basic model.
- B** Select frame color.
Refer to the **Product Color Options** page in this price list.
- C** Select seat color.
Refer to the **Product Color Options** page in this price list.
- D** Select feet/bumper color.
Refer to the **Product Color Options** page in this price list.

OPTIONS

Nonstandard Steel Stool Seat Height
Minimum order of 10 stools. Minimum height is 15". Specify: Standard model with next greater height than required. Add Cutting Upcharge=\$20 each

Steel Stool Adjustable Leg Components
600 Series Adjustable Legs: Installation by purchaser; includes four telescoping legs with self-leveling glides, set screws. The adjustable leg inserts ship with glides already attached. Specify #13.0700.x \$29/Set of 4 legs

SPECIAL SERVICES

Special Carton Marking

With specially marked information N/C

Shipping
Ships **assembled, FOB Bonduel, WI 54107, freight excluded**. Freight class 125. Adjustable legs and back require assembly.

Specifications and prices are subject to change without prior notice.

Folding Chair Storage and Accessories

General Information



Folding Chair Storage and Accessories

General Information



Vertical Storage Caddy
KV25

KV35

KV50

Features (Capacity)			
VL100 (Value Lite)	21 Chairs	30 Chairs	42 Chairs
400	25 Chairs	35 Chairs	50 Chairs
600	25 Chairs	35 Chairs	50 Chairs
General Dimensions			
Length	56-1/2"	80-1/2"	106-1/2"
Width	20-7/8"	20-7/8"	20-7/8"
Height from floor	30"	30"	30"
Casters on center	15-1/2"	15-1/2"	15-1/2"



Horizontal Storage Caddy
KH50

KH51



Double-Tier Storage Caddy
KDT84

Features (Capacity)			
400	50 Chairs	50 Chairs	84 Chairs
600	50 Chairs	50 Chairs	84 Chairs
General Dimensions			
Length	106-1/2"	106-1/2"	62-1/4"
Width	35-3/8"	33-3/8"	34-1/4"
Height from floor	22"	22"	67-5/8"
Casters on center	15-1/2"	15-1/2"	30"

SPECIFICATIONS

The capacity listed in the above chart is for non-tablet arm chairs. Tablet arm chairs require double the space. Replacement feet and bumpers are available.

KV Series Vertical Storage Caddy

One-piece bed of 16-gauge steel with sides channelled to 1-1/2" high. To each end, a 4-1/2" x 1-1/2" angle steel member is electrically welded. To each outside corner of the bed is welded a 14-gauge, 1-1/4" o.d. end post socket to support removable 1-1/8" o.d., 18-gauge end posts. Loading stops are stamped into the bed. 4" high x 1-1/4" wide roller-bearing wheels.

Optional adjustable end post sockets are constructed of welded steel. Sockets and removable end post are positioned against partial loads to eliminate load from shifting.

KH Series Horizontal Storage Caddy

One-piece bed of 16-gauge steel with sides channelled to 1-1/2" high. Side rails are fitted into sockets welded to end posts. Distance between

side rails is equal to folded height of chairs from top to bottom crossbrace for snug storage. 4" high x 1-1/4" wide roller-bearing wheels.

KDT84 Caddy

Legs, uprights and crossbrace are fabricated of 11-gauge, 1" x 2" tubular steel. Legs are welded to uprights; crossbraces are bolted. Open tubing ends are covered with plastic end caps. Chair suspension tines of 14-gauge, 1" o.d. round tubing. 5" high x 1-3/8" wide roller bearing wheels.

INFORMATION

Warranty

Refer to KI Terms & Conditions document or visit ki.com



Storage

Frame Color

Black

BL

Finish Cards

View color swatches for items listed within this document.

Paints

Wood/Veneer

Molded Edges

Hard Plastics

Plastics/Poly

Laminates

Edge Styles

Glass

Certain options referenced may not be available on GSA Schedule.

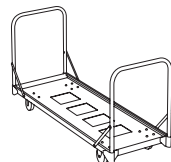
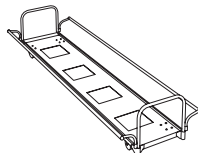
Folding Chair Storage and Accessories

Folding Chairs (Delivered Pricing)



Folding Chair Storage and Accessories

Folding Chairs (Delivered Pricing)

		MODEL NUMBER					
		Basic Model	Frame Color	Base			
MODEL		Features			Approx. Packaged Weight	Delivered Pricing	
 CCAD	Vertical Storage Caddy <ul style="list-style-type: none">One-piece solid bed designAll steel construction4" wheels: 2 fixed, 3 swivel50 chair caddies have swivel wheel in bed centerBlack finish standard (other colors available at an upcharge)30" high from floor-empty; 44" high-loaded	Adjustable Middle Post	KV25	BL	<input type="checkbox"/> <input type="checkbox"/>	44.0#	\$ 659
			KV25A	BL	<input type="checkbox"/> <input type="checkbox"/>	54.0#	727
			KV35	BL	<input type="checkbox"/> <input type="checkbox"/>	52.0#	734
		Adjustable Middle Post	KV35A	BL	<input type="checkbox"/> <input type="checkbox"/>	62.0#	804
			KV50	BL	<input type="checkbox"/> <input type="checkbox"/>	63.0#	863
		Adjustable Middle Post	KV50A	BL	<input type="checkbox"/> <input type="checkbox"/>	73.0#	932
		CONSULT GENERAL INFORMATION PAGE FOR APPROPRIATE CADDY FOR SELECTED CHAIRS.					
 CCAD	Horizontal Storage Caddy <ul style="list-style-type: none">One-piece solid bed designAll steel construction4" wheels: 2 fixed, 3 swivelSwivel wheel in bed centerModels for #100, #300 and #700 chairsBlack finish standard (others available at an upcharge)22" high from floor-empty; 24-1/2" high-loaded; 40-1/8" wide loaded	Adjustable End Post	KH50	BL	<input type="checkbox"/> <input type="checkbox"/>	68.0#	\$ 1017
			KH50A	BL	<input type="checkbox"/> <input type="checkbox"/>	78.0#	1085
			KH51	BL	<input type="checkbox"/> <input type="checkbox"/>	76.0#	1017
		Adjustable End Post	KH51A	BL	<input type="checkbox"/> <input type="checkbox"/>	86.0#	1085
		CONSULT GENERAL INFORMATION PAGE FOR APPROPRIATE CADDY FOR SELECTED CHAIRS.					
		A	B	C			

HOW TO ORDER

Indicate the following information on order form:

- Quantity of each item.
- Model number, including options. See "How To Build a Model Number".
- Any special service required.

Note:

- The ☐ indicates that a choice is required.
- The absence of the ☐ indicates that no choice is required.
- Alpha-numeric characters in place of ☐ indicate that no other alternatives are available.

HOW TO BUILD A MODEL NUMBER

- A** Select basic model.
- B** Select frame color.
Refer to the **Product Color Options** page in this price list.
- C** Select base option.
- | | |
|-----------|--------------------------------|
| C | - Standard swivel/fixed wheels |
| SC | - All swivel wheels; add \$32 |

OPTIONS

Adjustable End post and Sockets
Adapts to KV, KH50 and KH51 series chair caddies. Allows end posts to be repositioned to prevent partial loads from shifting. Speciality #86.5002 for a KV caddy, and #86.5003 for a KH caddy for field-installable parts. Add #10 weight. Upcharge is \$60

Folding Chair Caddy Brake Kits
KV and KH folding chair caddies only. Kit adapts to swivel wheels only; for two wheels. Specify #09.0050
Upcharge is \$11

SPECIAL SERVICES

Special Carton Marking

With specially marked information N/C

Shipping
Ships **knocked down, FOB Bonduel, WI 54107, freight prepaid.** Freight class 85.

Specifications and prices are subject to change without prior notice.

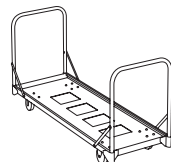
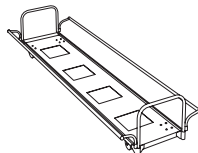
Folding Chair Storage and Accessories

Folding Chairs (Freight Excluded Pricing)



Folding Chair Storage and Accessories

Folding Chairs (Freight Excluded Pricing)

		MODEL NUMBER					
		Basic Model	Frame Color	Base			
MODEL		Features			Approx. Packaged Weight	Freight Excluded Pricing	
 CCAD	Vertical Storage Caddy <ul style="list-style-type: none">• One-piece solid bed design• All steel construction• 4" wheels: 2 fixed, 3 swivel• 50 chair caddies have swivel wheel in bed center• Black finish standard (other colors available at an upcharge)• 30" high from floor-empty; 44" high-loaded	Adjustable Middle Post	KV25	BL	<input type="checkbox"/> <input type="checkbox"/>	44.0#	\$ 520
			KV25A	BL	<input type="checkbox"/> <input type="checkbox"/>	54.0#	589
			KV35	BL	<input type="checkbox"/> <input type="checkbox"/>	52.0#	581
		Adjustable Middle Post	KV35A	BL	<input type="checkbox"/> <input type="checkbox"/>	62.0#	649
			KV50	BL	<input type="checkbox"/> <input type="checkbox"/>	63.0#	677
		Adjustable Middle Post	KV50A	BL	<input type="checkbox"/> <input type="checkbox"/>	73.0#	745
		CONSULT GENERAL INFORMATION PAGE FOR APPROPRIATE CADDY FOR SELECTED CHAIRS.					
 CCAD	Horizontal Storage Caddy <ul style="list-style-type: none">• One-piece solid bed design• All steel construction• 4" wheels: 2 fixed, 3 swivel• Swivel wheel in bed center• Models for #100, #300 and #700 chairs• Black finish standard (others available at an upcharge)• 22" high from floor-empty; 24-1/2" high-loaded; 40-1/8" wide loaded	Adjustable End Post	KH50	BL	<input type="checkbox"/> <input type="checkbox"/>	68.0#	\$ 798
			KH50A	BL	<input type="checkbox"/> <input type="checkbox"/>	78.0#	867
			KH51	BL	<input type="checkbox"/> <input type="checkbox"/>	76.0#	798
		Adjustable End Post	KH51A	BL	<input type="checkbox"/> <input type="checkbox"/>	86.0#	867
		CONSULT GENERAL INFORMATION PAGE FOR APPROPRIATE CADDY FOR SELECTED CHAIRS.					

A

B

C

HOW TO ORDER

Indicate the following information on order form:

- Quantity of each item.
- Model number, including options. See "How To Build a Model Number".
- Any special service required.

Note:

- The ☐ indicates that a choice is required.
- The absence of the ☐ indicates that no choice is required.
- Alpha-numeric characters in place of ☐ indicate that no other alternatives are available.

HOW TO BUILD A MODEL NUMBER

- A

Select basic model.
- B

Select frame color.
Refer to the **Product Color Options** page in this price list.
- C

Select base option.

C

- Standard swivel/fixed wheels

SC

- All swivel wheels; add \$32

OPTIONS

Adjustable End post and Sockets
Adapts to KV, KH50 and KH51 series chair caddies. Allows end posts to be repositioned to prevent partial loads from shifting. Speciality #86.5002 for a KV caddy, and #86.5003 for a KH caddy; for field-installable parts. Add #10 weight. Upcharge is \$60

Folding Chair Caddy Brake Kits
KV and KH folding chair caddies only. Kit adapts to swivel wheels only; for two wheels. Specify #09.0050
Upcharge is \$11

SPECIAL SERVICES

Special Carton Marking

With specially marked information N/C

Shipping
Ships **knocked down**, **FOB Bonduel, WI 54107**, **freight excluded**. Freight class 85.

Specifications and prices are subject to change without prior notice.


Folding Chair Storage and Accessories

Folding Chairs (Delivered Pricing)



Folding Chair Storage and Accessories

Folding Chairs (Delivered Pricing)

		MODEL NUMBER				
		Basic Model	Frame Color	Base		
MODEL	Features				Approx. Packaged Weight	Delivered Pricing
 CCAD	Double-Tier Storage Caddy <ul style="list-style-type: none">Rectangular and square tubular steel constructionChairs suspended from tines5" wheels: 2 fixed, 2 swivelBlack finish standard (other colors available at an upcharge)67-7/8" high from floor, empty	KDT84	BL	<input type="checkbox"/> <input type="checkbox"/>	100.0#	\$ 2368
	CONSULT GENERAL INFORMATION PAGE FOR APPROPRIATE CADDY FOR SELECTED CHAIRS.					
		A	B	C		

HOW TO ORDER

Indicate the following information on order form:

- Quantity of each item.
- Model number, including options. See "How To Build a Model Number".
- Any special service required.

Note:

- The ☐ indicates that a choice is required.
- The absence of the ☐ indicates that no choice is required.
- Alpha-numeric characters in place of ☐ indicate that no other alternatives are available.

HOW TO BUILD A MODEL NUMBER

- A** Select basic model.
- B** Select frame color.
Refer to the **Product Color Options** page in this price list.
- C** Select base option.
- | | |
|-----------|--------------------------------|
| C | - Standard swivel/fixed wheels |
| SC | - All swivel wheels; add \$32 |

SPECIAL SERVICES

Special Carton Marking

With specially marked information N/C

Shipping
Ships **knocked down, FOB Bonduel, WI 54107, freight prepaid.** Freight class 70.

Specifications and prices are subject to change without prior notice.


Folding Chair Storage and Accessories

Folding Chairs (Freight Excluded Pricing)



Folding Chair Storage and Accessories

Folding Chairs (Freight Excluded Pricing)

		MODEL NUMBER				
		Basic Model	Frame Color	Base		
MODEL	Features				Approx. Packaged Weight	Freight Excluded Pricing
 CCAD	Double-Tier Storage Caddy <ul style="list-style-type: none">Rectangular and square tubular steel constructionChairs suspended from tines5" wheels: 2 fixed, 2 swivelBlack finish standard (other colors available at an upcharge)67-7/8" high from floor, empty	KDT84	BL	<input type="checkbox"/> <input type="checkbox"/>	100.0#	\$ 1864
	CONSULT GENERAL INFORMATION PAGE FOR APPROPRIATE CADDY FOR SELECTED CHAIRS.					
		A	B	C		

HOW TO ORDER

Indicate the following information on order form:

- Quantity of each item.
- Model number, including options. See "How To Build a Model Number".
- Any special service required.

Note:

- The ☐ indicates that a choice is required.
- The absence of the ☐ indicates that no choice is required.
- Alpha-numeric characters in place of ☐ indicate that no other alternatives are available.

HOW TO BUILD A MODEL NUMBER

- A** Select basic model.
- B** Select frame color.
Refer to the **Product Color Options** page in this price list.
- C** Select base option.
- | | |
|-----------|--------------------------------|
| C | - Standard swivel/fixed wheels |
| SC | - All swivel wheels; add \$32 |

SPECIAL SERVICES

Special Carton Marking

With specially marked information N/C

Shipping
Ships **knocked down, FOB Bonduel, WI 54107, freight excluded.** Freight class 70.

Specifications and prices are subject to change without prior notice.



Folding Chair and Stool Accessories

Folding Chairs and Stools (Delivered Pricing)



Folding Chair and Stool Accessories

Folding Chairs and Stools (Delivered Pricing)

		MODEL NUMBER			
		Basic Model			
MODEL	Features		Approx. Packaged Weight	Delivered Pricing	
 HRDPT	Chair and Stool Replacement Feet <ul style="list-style-type: none">High-impact polypropylene	400, 600 Chairs; 600, 800 Stools	53.6152.BE.I.WY	0.0#	\$ 1
		400, 600 Chairs; 600, 800 Stools	53.6152.BL.I.WY	0.0#	1
		400, 600 Chairs; 600, 800 Stools	53.6152.GR.I.WY	0.0#	1
 HRDPT	Chair Replacement Bumpers (Cap) <ul style="list-style-type: none">Plastic bumper fits into top end of rear leg above hinge	400, 600 Chairs	53.6154.BE.I.WY	0.0#	\$ 1
		400, 600 Chairs	53.6154.BL.I.WY	0.0#	1
		400, 600 Chairs	53.6154.GR.I.WY	0.0#	1

A

HOW TO ORDER

Indicate the following information on order form:

- Quantity of each item.
- Model number, including options. See “How To Build a Model Number”.
- Any special service required.

Note:

- The ☐ indicates that a choice is required.
- The absence of the ☐ indicates that no choice is required.
- Alpha-numeric characters in place of ☐ indicate that no other alternatives are available.

HOW TO BUILD A MODEL NUMBER

A Select basic model.

SPECIAL SERVICES

Special Carton Marking

With specially marked information N/C

Shipping

Ships **assembled, FOB Bonduel, WI 54107, freight prepaid.** Freight class 70.

Specifications and prices are subject to change without prior notice.



Folding Chair and Stool Accessories

Folding Chairs and Stools (Freight Excluded Pricing)



Folding Chair and Stool Accessories

Folding Chairs and Stools (Freight Excluded Pricing)

		MODEL NUMBER			
		Basic Model			
MODEL	Features		Approx. Packaged Weight	Freight Excluded Pricing	
 HRDPT	Chair and Stool Replacement Feet <ul style="list-style-type: none">High-impact polypropylene	400, 600 Chairs; 600, 800 Stools	53.6152.BE.I.WY	0.0#	\$ 1
		400, 600 Chairs; 600, 800 Stools	53.6152.BL.I.WY	0.0#	1
		400, 600 Chairs; 600, 800 Stools	53.6152.GR.I.WY	0.0#	1
 HRDPT	Chair Replacement Bumpers (Cap) <ul style="list-style-type: none">Plastic bumper fits into top end of rear leg above hinge	400, 600 Chairs	53.6154.BE.I.WY	0.0#	\$ 1
		400, 600 Chairs	53.6154.BL.I.WY	0.0#	1
		400, 600 Chairs	53.6154.GR.I.WY	0.0#	1

A

HOW TO ORDER

Indicate the following information on order form:

- Quantity of each item.
- Model number, including options. See “How To Build a Model Number”.
- Any special service required.

Note:

- The ☐ indicates that a choice is required.
- The absence of the ☐ indicates that no choice is required.
- Alpha-numeric characters in place of ☐ indicate that no other alternatives are available.

HOW TO BUILD A MODEL NUMBER

A Select basic model.

SPECIAL SERVICES

Special Carton Marking

With specially marked information N/C

Shipping

Ships **assembled**, **FOB Bonduel, WI 54107**, **freight excluded**. Freight class 70.

Specifications and prices are subject to change without prior notice.



1330 BELLEVUE STREET
GREEN BAY, WI 54302
800.424.2432 / KI.COM

KI is a trusted expert for furniture and wall systems around the globe.
USA | CANADA | MEXICO | UK | EUROPE | ASIA | MIDDLE EAST
© 2024 Krueger International, Inc. All Rights Reserved.



Folding Chair and Stool Accessories

Folding Chairs and Stools (Freight Excluded Pricing)



Folding Chair and Stool Accessories

Folding Chairs and Stools (Freight Excluded Pricing)

		MODEL NUMBER			
		Basic Model			
MODEL	Features		Approx. Packaged Weight	Freight Excluded Pricing	
 HRDPT	Chair and Stool Replacement Feet <ul style="list-style-type: none">High-impact polypropylene	400, 600 Chairs; 600, 800 Stools	53.6152.BE.I.WY	0.0#	\$ 1
		400, 600 Chairs; 600, 800 Stools	53.6152.BL.I.WY	0.0#	1
		400, 600 Chairs; 600, 800 Stools	53.6152.GR.I.WY	0.0#	1
 HRDPT	Chair Replacement Bumpers (Cap) <ul style="list-style-type: none">Plastic bumper fits into top end of rear leg above hinge	400, 600 Chairs	53.6154.BE.I.WY	0.0#	\$ 1
		400, 600 Chairs	53.6154.BL.I.WY	0.0#	1
		400, 600 Chairs	53.6154.GR.I.WY	0.0#	1

A

HOW TO ORDER

Indicate the following information on order form:

- Quantity of each item.
- Model number, including options. See “How To Build a Model Number”.
- Any special service required.

Note:

- The ☐ indicates that a choice is required.
- The absence of the ☐ indicates that no choice is required.
- Alpha-numeric characters in place of ☐ indicate that no other alternatives are available.

HOW TO BUILD A MODEL NUMBER

A Select basic model.

SPECIAL SERVICES

Special Carton Marking

With specially marked information N/C

Shipping

Ships **assembled**, **FOB Bonduel, WI 54107**, **freight excluded**. Freight class 70.

Specifications and prices are subject to change without prior notice.



1330 BELLEVUE STREET
GREEN BAY, WI 54302
800.424.2432 / KI.COM

KI is a trusted expert for furniture and wall systems around the globe.
USA | CANADA | MEXICO | UK | EUROPE | ASIA | MIDDLE EAST
© 2024 Krueger International, Inc. All Rights Reserved.