



# UNIFRAME<sup>®</sup> CAFETERIA TABLES & CONVERTIBLE BENCH

---

PRICE LIST

EFFECTIVE APRIL 2, 2025  
800.424.2432

# Contents

Refer to KI Terms & Conditions document or visit [ki.com](https://ki.com).



# Contents

Refer to KI Terms & Conditions document or visit [ki.com](https://ki.com).

<b>Uniframe® Tables</b>	
Product Color Options	3
<b>Uniframe® Rectangular Tables with Seating</b>	
General Information	4
<b>Uniframe® Rectangular Tables with Seating (Freight Excluded)</b>	
Rectangular Table with Benches	6
Rectangular Table with Split Benches	7
Rectangular Table with Stool Seats	8
<b>Uniframe® Rectangular Tables with Seating (Delivered)</b>	
Rectangular Table with Benches	10
Rectangular Table with Split Benches	11
Rectangular Table with Stool Seats	12
<b>Uniframe® Round Tables with Seating</b>	
General Information	14
<b>Uniframe® Round Tables with Seating (Freight Excluded)</b>	
Round Table with Split Benches	16
Round Table with Stool Seats	17
<b>Uniframe® Round Tables with Seating (Delivered)</b>	
Round Table with Split Benches	19
Round Table with Stool Seats	20
<b>Uniframe® Tables without Seating</b>	
General Information	22
<b>Uniframe® Tables without Seating (Freight Excluded)</b>	
Rectangular Table	24
Round Table	25
Oval Table	26
Square Table	27
Hexagonal Table	28
Octagonal Table	29
Round Stand-up Height Table	30
<b>Uniframe® Tables without Seating (Delivered)</b>	
Rectangular Table	31
Round Table	32
Oval Table	33
Square Table	34
Hexagonal Table	35
Octagonal Table	36
Round Stand-up Height Table	37
<b>Uniframe® Wheelchair Accessible Tables with Seating</b>	
General Information	38
<b>Uniframe® Wheelchair Accessible Tables with Seating (Freight Excluded)</b>	
Rectangular Table with Benches	39
Rectangular Table with Stool Seats	40
<b>Uniframe® Wheelchair Accessible Tables with Seating (Delivered)</b>	
Rectangular Table with Benches	42
Rectangular Table with Stool Seats	43
<b>Uniframe® Wheelchair Accessible Tables without Seating</b>	
General Information	45
<b>Uniframe® Wheelchair Accessible Tables without Seating (Freight Excluded)</b>	
Rectangular Table	46
Round Table	47
Oval Table	48
Square Table	49
Hexagonal Table	50
Octagonal Table	51
<b>Uniframe® Wheelchair Accessible Tables without Seating (Delivered)</b>	
Rectangular Table	52
Round Table	53
Oval Table	54
Square Table	55

Hexagonal Table	56
Octagonal Table	57
<b>Uniframe® Convertible Bench</b>	
General Information	58
Product Color Options	59
<b>Uniframe® Convertible Bench (Freight Excluded)</b>	
	60
<b>Uniframe® Convertible Bench (Delivered)</b>	
	61

**Finish Cards**      **Paints**      **Wood/Veneer**      **Molded Edges**      **Hard Plastics**  
 View color swatches for items listed within this document.      **Plastics/Poly**      **Laminates**      **Edge Styles**      **Glass**      Certain options referenced may not be available on GSA Schedule.

# Uniframe® Rectangular Tables with Seating

General Information



# Uniframe® Rectangular Tables with Seating

General Information



Rectangular Tables with Benches (UF12BE)



Rectangular Tables with Split Benches (UF12SB)



Rectangular Tables with Stool Seats (UF128)

Features		
Solid core top	•	•
High-pressure laminate surface	•	•
Bullnose edge	•	•
73P edge	•	•
Perfect edge	•	•
27" height	•	•
29" height	•	•

Features	
Solid core top	•
High-pressure laminate surface	•
Bullnose edge	•
73P edge	•
Perfect edge	•
27" height	•
29" height	•



Seating Capacity:

Model	Max. Child Capacity	Rec. Child Capacity	Max. Adult Capacity	Rec. Adult Capacity
UF12BE	20	16	16	12
UF10BE	16	12	12	8
UF08BE	12	12	8	8
UF12SB	16	16	16	8
UF128	16	16	16	16
UF126	12	12	12	12
UF106	12	12	12	12
UF084	8	8	8	8

## SPECIFICATIONS

### Lift Mechanism

Tables fold and open in one fluid motion, assisted by a combination of pneumatic cylinders and a torsional energy storage system. This combination ensures safety and ease of use through a controlled, effortless operation. Table stays in a teepee position for easy handling. Torsion-bar-only assists or spring assists are not to be used.

### Tops and Benches

Table tops and benches are of solid core warp-resistant construction. Center core is 5/8" thick 45# high-density particleboard. A .040 high-pressure laminate face is used for the top surface with a balanced high pressure laminate backer for the bottom surface. Table tops and benches are attached to the table frame with deep thread screws; expansion rivets are not to be used. Corners have a 1-1/2" radius.

### Benches

Bench supports are robotically welded steel construction of 14-gauge tubular frame steel

with 6" square, heavy-duty 11-gauge steel plates welded to uprights. Benches are secured to steel plates with deep thread screws. Each split bench requires two plates. Full benches for 8' tables require two plates; full benches for 10' and 12' tables require three plates. No field assembly required.

### Stools

Stool supports are robotically welded steel construction consisting of a 14-gauge tubular frame with 6" square, heavy-duty 11-gauge steel plates welded to uprights. Poly stools are attached to the steel plate with deep thread screws. Thermoset hard plastic stools are attached with carriage bolts. No field assembly required.

Stools are one of the following:

A. Poly: High-impact polypropylene stools of heavy-duty construction with ribs to reinforce points of stress. Edges are rolled for comfort and strength. Front is textured and color permeates stool. White marks may occur on the stool top at attachment points but do not alter the structural integrity of the table or stool. Stool is

13" diameter.

B. Thermoset Hard Plastic: Highly durable thermoset hard plastic stool seats of molded melamine and wood flour mixture are available. Seats are scratch resistant with color permeating through seat. Stool is 13" diameter.

### Edges

Table top and bench edges are finished in one of the following:

A. Bullnose edge: (Flat vinyl T-edge) Edges are banded with an abrasion-resistant vinyl bullnose molding. The barbed "T" design is inserted into a routed groove in the solid particleboard top and held in place with nails driven from the underside, spaced approximately 8-10" apart.  
B. 73P Edge: Edges are banded with a 2mm flat polypropylene edge banding that is chemically bonded to the table or bench core.  
C. Perfect Edge: Made of 1/4" thick by 3/4" high cast black polyurethane. The Perfect Edge is mechanically and chemically bonded to the table core and chemically bonded to the laminate surface

edge, providing a superior, permanently sealed barrier to moisture, dirt and bacteria penetration.

### Frames

Table frames are fabricated using a welded unitized construction, integrating all structural steel members into a self-supporting unit. The table top support apron is 11-gauge channel steel, pierced to securely anchor the tops. End leg and center leg assemblies are robotically wire-welded. Horizontal and vertical tubing is 1-1/4" o.d. 14-gauge steel. Hinge plates are 7-gauge steel. Stretcher bars are 3/4" x 1-1/2" 14-gauge oval steel tubing. All legs operate from the unitized frame, not the table top.

### Frame Finish

Frame finish is one of the following:

A. Powder-Coated Finish: Epoxy powder coating is electrostatically applied. The dry coating is fused and cured in a baking oven to form a smooth, continuous film. Finish is chemical-resistant, hard, tough and chip/mar-resistant. Standard finish is black.

B. Chrome Finish: Bright and semi-bright duplex nickel chrome is applied to the frame in a twenty-two step process, creating a superior surface finish that is extremely resistant to staining, scuffing, scratching and corrosion.

### Locks

Gravity lock constructed of 3/8" solid steel rods engages automatically into slots in apron hinge, eliminating the possibility of folding unexpectedly. KI's exclusive storage lock is gravity operated for automatic engagement and semi-concealed to prevent accidental release. Release of gravity and storage locks is possible from either side of the table.

### Glides

For increased surface area and durability, non-marring 1.25" x 12" glides made of nylon plastic material are standard. Set of eight per table.

### Casters

Large 4" diameter heavy-duty hard rubber swivel

casters provide easy and safe maneuverability. When the table is in use, casters lift off the floor to prevent table from rolling. To avoid tripping hazards, casters do not extend beyond the outer edge of the table top when in the open position. Tamper-resistant caster covers are used to prevent the trapping of dirt, dust or food. Casters are self-lubricating.

### General

Tables ship fully assembled. Tables are listed to applicable UL standards and requirements by Underwriters Laboratories, Inc.

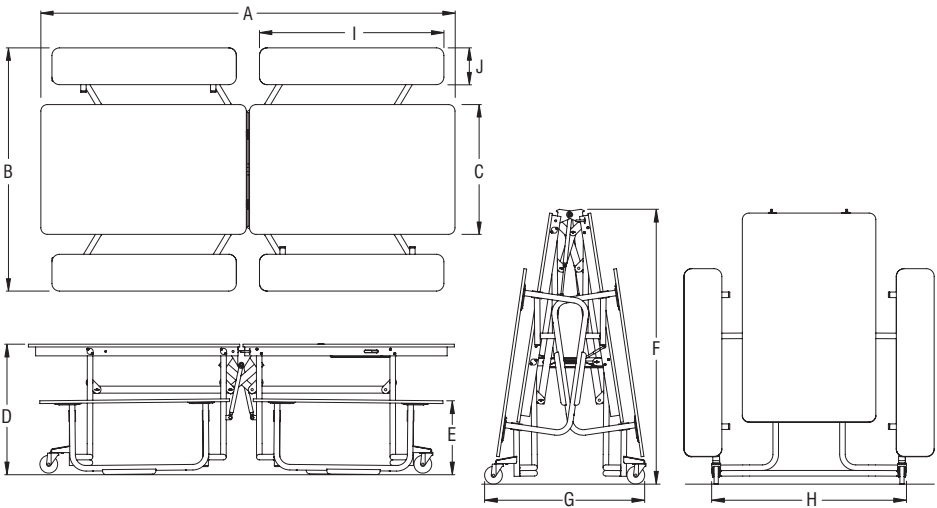
## INFORMATION

### Warranty

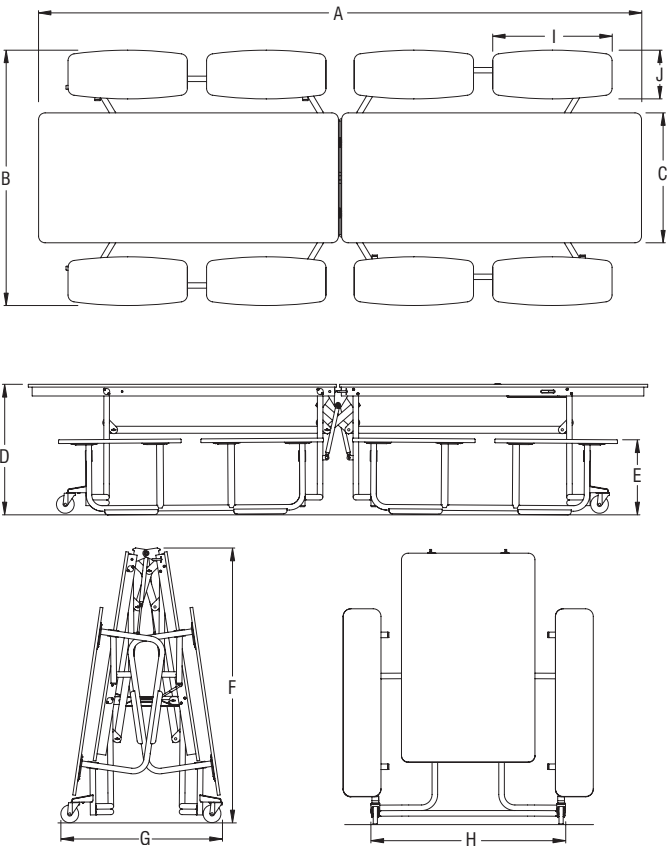
Refer to KI Terms & Conditions document or visit [ki.com](http://ki.com)



DIMENSIONS-Rectangular Tables with Benches



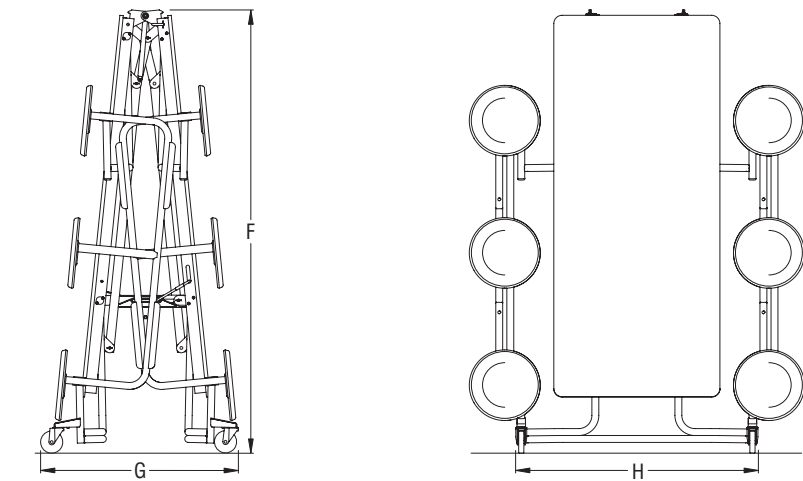
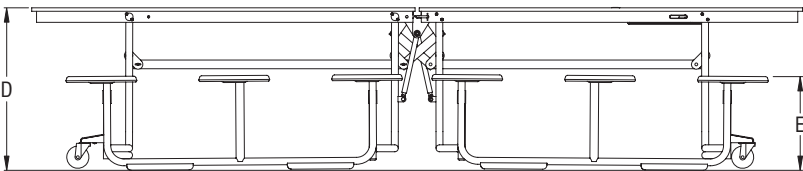
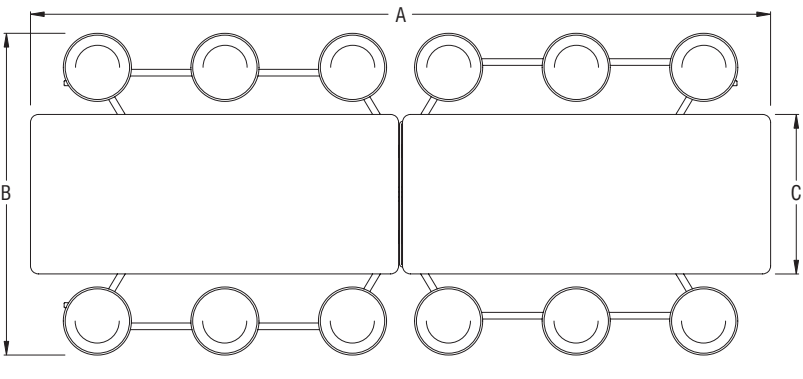
Model UF/BE



Model UF/SB

Model #	A	B	C	D	E	F	G	H	I	J
UF12/SB/29	139.5"	59.5"	30.0"	29.5"	16.9"	79.75"	33.5"	41.75"	27.56"	11.25"
UF12/SB/27	139.5"	59.0"	30.0"	27.5"	16.9"	77.75"	33.5"	41.75"	27.56"	11.25"
UF12/BE/29	139.5"	56.5"	30.0"	29.5"	16.9"	79.75"	33.5"	41.75"	62.75"	8.5"
UF12/BE/27	139.5"	56.5"	30.0"	27.5"	16.9"	77.75"	33.5"	41.75"	62.75"	8.5"
UF10/BE/29	120.0"	56.5"	30.0"	29.5"	16.9"	71.75"	33.5"	41.75"	53.88"	8.5"
UF10/BE/27	120.0"	56.5"	30.0"	27.5"	16.9"	69.75"	33.5"	41.75"	53.88"	8.5"
UF08/BE/29	96.0"	56.5"	30.0"	29.5"	16.9"	61.75"	33.5"	41.75"	42.63"	8.5"
UF08/BE/27	96.0"	56.5"	30.0"	27.5"	16.9"	59.75"	33.5"	41.75"	42.63"	8.5"

DIMENSIONS-Rectangular Tables with stools



Model #	A	B	C	D	E	F	G	H
UF12/8/29	139.5"	56.5"	30.0"	29.4"	16.8"	79.75"	33.8"	41.75"
UF12/8/27	139.5"	56.5"	30.0"	27.4"	16.8"	77.75"	33.8"	41.75"
UF12/6/29	139.5"	56.5"	30.0"	29.4"	16.8"	79.75"	33.8"	41.75"
UF12/6/27	139.5"	56.5"	30.0"	27.4"	16.8"	77.75"	33.8"	41.75"
UF10/6/29	120.0"	56.5"	30.0"	29.4"	16.8"	71.75"	33.8"	41.75"
UF10/6/27	120.0"	56.5"	30.0"	27.4"	16.8"	69.75"	33.8"	41.75"
UF08/4/29	96.0"	56.5"	30.0"	29.4"	16.8"	61.75"	33.8"	41.75"
UF08/4/27	96.0"	56.5"	30.0"	27.4"	16.8"	59.75"	33.8"	41.75"

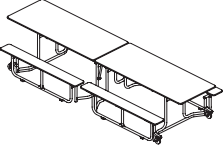
# Uniframe® Rectangular Tables with Seating (Freight Excluded)

Rectangular Table with Benches



# Uniframe® Rectangular Tables with Seating (Freight Excluded)

Rectangular Table with Benches

		MODEL NUMBER													
		Basic Model	Edge Style	Height	Surface Finish	Surface Edge Color	Bench Surface	Bench Edge Color	Frame Color	Approx. Packaged Weight		3/4" 73P Edge (73P)	Perfect Edge (PR)	Chrome Upcharge add to list price	Laminate Grade 2 add to list price
 UFRCB	<b>MODEL</b>														
	<b>D x W</b>														
	<b>Rectangular Table with Benches</b>	UF08BE	<input type="checkbox"/> <input type="checkbox"/> <input type="checkbox"/>	<input type="checkbox"/> <input type="checkbox"/>	<input type="checkbox"/> <input type="checkbox"/> <input type="checkbox"/>	<input type="checkbox"/> <input type="checkbox"/> <input type="checkbox"/>	<input type="checkbox"/> <input type="checkbox"/> <input type="checkbox"/> <input type="checkbox"/>	<input type="checkbox"/> <input type="checkbox"/> <input type="checkbox"/> <input type="checkbox"/>	<input type="checkbox"/> <input type="checkbox"/>	295.0#	\$ 2351	\$ 2665	\$ 2807	\$ 190	\$ 100
	• Available in 8', 10' and 12' models	UF10BE	<input type="checkbox"/> <input type="checkbox"/> <input type="checkbox"/>	<input type="checkbox"/> <input type="checkbox"/>	<input type="checkbox"/> <input type="checkbox"/> <input type="checkbox"/>	<input type="checkbox"/> <input type="checkbox"/> <input type="checkbox"/>	<input type="checkbox"/> <input type="checkbox"/> <input type="checkbox"/> <input type="checkbox"/>	<input type="checkbox"/> <input type="checkbox"/> <input type="checkbox"/> <input type="checkbox"/>	<input type="checkbox"/> <input type="checkbox"/>	341.0#	2552	2757	3083	192	100
	• Unitized all-steel frames provide superior stability and durability	UF12BE	<input type="checkbox"/> <input type="checkbox"/> <input type="checkbox"/>	<input type="checkbox"/> <input type="checkbox"/>	<input type="checkbox"/> <input type="checkbox"/> <input type="checkbox"/>	<input type="checkbox"/> <input type="checkbox"/> <input type="checkbox"/>	<input type="checkbox"/> <input type="checkbox"/> <input type="checkbox"/> <input type="checkbox"/>	<input type="checkbox"/> <input type="checkbox"/> <input type="checkbox"/> <input type="checkbox"/>	<input type="checkbox"/> <input type="checkbox"/>	371.0#	2604	2931	3190	186	100
	• KI's exclusive combination pneumatic lift assist and torsional energy storage system results in a controlled, effortless folding. Also holds tables in a teepee position for easy cleaning														
	• Storage lock standard for added safety														
	• Gravity lock stabilizes tables in the open position and eliminates possibility of tables folding unexpectedly														
	• Listed to applicable UL standards and requirements by Underwriters Laboratories, Inc														
	• Dimensions include overall depth and width of table and seating														
		<b>A</b>	<b>B</b>	<b>C</b>	<b>D</b>	<b>E</b>	<b>F</b>	<b>G</b>	<b>H</b>						

## HOW TO ORDER

Indicate the following information on order form:

- Quantity of each item.
- Model number, including options. See "How To Build a Model Number".
- Any special service required.

Note:

- The ☐ indicates that a choice is required.
- The absence of the ☐ indicates that no choice is required.
- Alpha-numeric characters in place of ☐ indicate that no other alternatives are available.

## HOW TO BUILD A MODEL NUMBER

**A**Select basic model.  
Basic model includes base no. of table with codes for length of table, edge treatment and frame finish.

**B**Select edge style.  
**BN** - Flat vinyl T-edge  
**73P** - 3/4" 73P edge  
**PR** - Perfect edge

**C**Select height.  
**27** - 27" high  
**29** - 29" high

**D**Select surface finish.  
Refer to the **Product Color Options** page in this price list.  
Surface finish offerings are based on edge style selections.

**E**Select surface edge color.  
Refer to the **Product Color Options** page in this price list.

Edge color offerings are based on edge style selections.

**F**Select bench surface.  
Refer to the **Product Color Options** page in this price list.

**G**Select bench edge color.  
Refer to the **Product Color Options** page in this price list.  
Edge color offerings are based on edge style selections.

**H**Select frame color.  
Refer to the **Product Color Options** page in this price list.  
(BL) Std-no upcharge, all other colors have \$14 upcharge, see price column for Chrome upcharge

## FINISH INFORMATION

**Additional Laminate Offering**

KI offers laminates beyond those offered in the standard offering. Laminates that are currently available in the program can be viewed in KI product specification tools. Requests to add laminates to the program can be submitted via the product modification request process. Please note, requests to add laminates to the program must include the laminate manufacturer's name, color/pattern number, and finish code. Edge options are limited to standard edge colors. If a matching edge is required, this will need to be requested through the product modification request process and may be subject to additional costs. Due to varying manufacturing processes and quality issues with some laminates, some requests may be denied. Extended lead times and minimum order quantities may apply on orders containing special laminates. Contact the product modification team for questions or additional information regarding special laminates and pricing.

## SPECIAL SERVICES

### Special Carton Marking

With specially marked information      N/C

**Shipping**  
Ships **assembled, FOB Green Bay, WI 54302, freight excluded**. Freight class 200.

Specifications and prices are subject to change without prior notice.


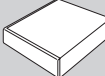
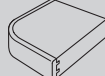
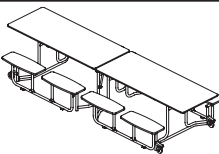
# Uniframe® Rectangular Tables with Seating (Freight Excluded)

Rectangular Table with Split Benches



# Uniframe® Rectangular Tables with Seating (Freight Excluded)

Rectangular Table with Split Benches

			MODEL NUMBER															
			Basic Model	Edge Style	Height	Surface Finish	Edge Color	Bench Surface	Bench Edge Color	Frame Color						Chrome Upcharge add to list price	Laminate Grade 2 add to list price	
MODEL	D x W		UF12SB	□□□	□□	□□□	□□□	□□□□	□□□□	□□		Approx. Packaged Weight	Flat Vinyl T-Edge (BN)	3/4" 73P Edge (73P)	Perfect Edge (PR)			
 UFRCS	<b>Rectangular Table with Split Benches</b>	59 x 139-1/2"										385.0#	\$ 3003	\$ 3241	\$ 3641	\$ 207	\$ 100	
	• Available in 12' models																	
	• Unitized all-steel frames provide superior stability and durability																	
	• KI's exclusive combination pneumatic lift assist and torsional energy storage system results in a controlled, effortless folding. Also holds tables in a teepee position for easy cleaning																	
	• Storage lock standard for added safety																	
	• Gravity lock stabilizes tables in the open position and eliminates possibility of tables folding unexpectedly																	
	• Listed to applicable UL standards and requirements by Underwriters Laboratories, Inc																	
	• Dimensions include overall depth and width of table and seating																	
			<b>A</b>	<b>B</b>	<b>C</b>	<b>D</b>	<b>E</b>	<b>F</b>	<b>G</b>	<b>H</b>								

## HOW TO ORDER

Indicate the following information on order form:

- Quantity of each item.
- Model number, including options. See "How To Build a Model Number".
- Any special service required.

Note:

- The □ indicates that a choice is required.
- The absence of the □ indicates that no choice is required.
- Alpha-numeric characters in place of □ indicate that no other alternatives are available.

## HOW TO BUILD A MODEL NUMBER

- A**Select basic model.  
Basic model includes base no. of table with codes for length of table, edge treatment and frame finish.
- B**Select edge style.  
**BN** - Flat vinyl T-edge  
**73P** - 3/4" 73P edge  
**PR** - Perfect edge
- C**Select height.  
**27** - 27" high  
**29** - 29" high
- D**Select surface finish.  
Refer to the **Product Color Options** page in this price list.  
Surface finish offerings are based on edge style selections.
- E**Select surface edge color.  
Refer to the **Product Color Options** page in this price list.

- Edge color offerings are based on edge style selections.
- F**Select bench surface.  
Refer to the **Product Color Options** page in this price list.
- G**Select bench edge color.  
Refer to the **Product Color Options** page in this price list.  
Edge color offerings are based on edge style selections.
- H**Select frame color.  
Refer to the **Product Color Options** page in this price list.  
(BL) Std-no upcharge, all other colors have \$14 upcharge, see price column for Chrome upcharge

## FINISH INFORMATION

**Additional Laminate Offering**

KI offers laminates beyond those offered in the standard offering. Laminates that are currently available in the program can be viewed in KI product specification tools. Requests to add laminates to the program can be submitted via the product modification request process. Please note, requests to add laminates to the program must include the laminate manufacturer's name, color/pattern number, and finish code. Edge options are limited to standard edge colors. If a matching edge is required, this will need to be requested through the product modification request process and may be subject to additional costs. Due to varying manufacturing processes and quality issues with some laminates, some requests may be denied. Extended lead times and minimum order quantities may apply on orders containing special laminates. Contact the product modification team for questions or additional information regarding special laminates and pricing.

## SPECIAL SERVICES

### Special Carton Marking

With specially marked information      N/C

**Shipping**  
Ships **assembled, FOB Green Bay, WI 54302, freight excluded**. Freight class 200.

Specifications and prices are subject to change without prior notice.




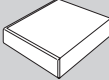
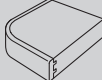
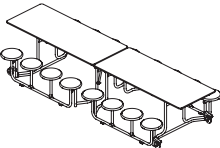
# Uniframe® Rectangular Tables with Seating (Freight Excluded)

Rectangular Table with Stool Seats



# Uniframe® Rectangular Tables with Seating (Freight Excluded)

Rectangular Table with Stool Seats

				MODEL NUMBER												
				Basic Model	Edge Style	Height	Surface Finish	Edge Color	Stool Color	Frame Color	 Approx. Packaged Weight		 3/4" 73P Edge (73P)	 Perfect Edge (PR)	Chrome Upcharge add to list price	Laminate Grade 2 add to list price
 UFRCP	<b>MODEL</b>	<b>Features</b>	<b>D x W</b>													
	<b>Rectangular Table with Stool Seats - Polypropylene</b>	8 Stools	60-1/2 x 96"	UF084/PY	□□□	□□	□□□	□□□	□□□□	□□	299.0#	\$ 2699	\$ 2834	\$ 2983	\$ 181	\$ 100
	• Available in 8', 10' and 12' models	12 Stools	60-1/2 x 120"	UF106/PY	□□□	□□	□□□	□□□	□□□□	□□	353.0#	2846	2990	3142	198	100
	• Unitized all-steel frames provide superior stability and durability	12 Stools	60-1/2 x 139-1/2"	UF126/PY	□□□	□□	□□□	□□□	□□□□	□□	377.0#	2984	3134	3295	214	100
	• KI's exclusive combination pneumatic lift assist and torsional energy storage system results in a controlled, effortless folding. Also holds tables in a teepee position for easy cleaning	16 Stools	60-1/2 x 139-1/2"	UF128/PY	□□□	□□	□□□	□□□	□□□□	□□	385.0#	3098	3251	3412	207	100
	• Storage lock standard for added safety															
	• Gravity lock stabilizes tables in the open position and eliminates possibility of tables folding unexpectedly															
	• Listed to applicable UL standards and requirements by Underwriters Laboratories, Inc															
	• Dimensions include overall depth and width of table and seating															
				<b>A</b>	<b>B</b>	<b>C</b>	<b>D</b>	<b>E</b>	<b>F</b>	<b>G</b>						

## HOW TO ORDER

- Indicate the following information on order form:
- Quantity of each item.
  - Model number, including options. See "How To Build a Model Number".
  - Any special service required.

Note:

- The □ indicates that a choice is required.
- The absence of the □ indicates that no choice is required.
- Alpha-numeric characters in place of □ indicate that no other alternatives are available.

## HOW TO BUILD A MODEL NUMBER

- A**Select basic model.

Basic model includes base no. of table with codes for length of table, edge treatment, frame finish and stool material.
- B**Select edge style.

BN

- Flat vinyl T-edge

73P

- 3/4" 73P edge

PR

- Perfect edge
- C**Select height.

27

- 27" high

29

- 29" high
- D**Select surface finish.

Refer to the **Product Color Options** page in this price list.

Surface finish offerings are based on edge style selections.
- E**Select surface edge color.

Refer to the **Product Color Options** page in this price list.
- Edge color offerings are based on edge style selections.

**F**Select stool color - Polypropylene (PY).

Refer to the **Product Color Options** page in this price list.
- G**Select frame color.

Refer to the **Product Color Options** page in this price list.

(BL) Std-no upcharge, all other colors have \$14 upcharge, see price column for Chrome upcharge

## FINISH INFORMATION

**Additional Laminate Offering**

KI offers laminates beyond those offered in the standard offering. Laminates that are currently available in the program can be viewed in KI product specification tools. Requests to add laminates to the program can be submitted via the product modification request process. Please note, requests to add laminates to the program must include the laminate manufacturer's name, color/pattern number, and finish code. Edge options are limited to standard edge colors. If a matching edge is required, this will need to be requested through the product modification request process and may be subject to additional costs. Due to varying manufacturing processes and quality issues with some laminates, some requests may be denied. Extended lead times and minimum order quantities may apply on orders containing special laminates. Contact the product modification team for questions or additional information regarding special laminates and pricing.

## INFORMATION

**Polypropylene Stool**

High-impact polypropylene stools of heavy-duty construction, with ribs, reinforce points of stress. Edges are rolled for comfort and strength. Front is textured and color permeates stool. White marks may occur on the stool top at attachment points but do not alter the structural integrity of the table or stool. Stool is 13" diameter and fastens with screws.

## SPECIAL SERVICES

### Special Carton Marking

With specially marked information      N/C

**Shipping**

Ships **assembled, FOB Green Bay, WI 54302, freight excluded.** Freight class 200.

Specifications and prices are subject to change without prior notice.




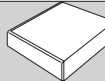
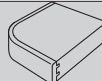
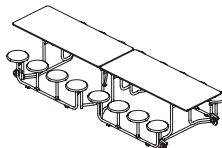
# Uniframe® Rectangular Tables with Seating (Freight Excluded)

Rectangular Table with Stool Seats



# Uniframe® Rectangular Tables with Seating (Freight Excluded)

Rectangular Table with Stool Seats

			MODEL NUMBER														
			Basic Model	Edge Style	Height	Surface Finish	Edge Color	Stool Color	Frame Color						Chrome Upcharge add to list price	Laminate Grade 2 add to list price	
MODEL	Features	D x W								Approx. Packaged Weight	Flat Vinyl T-Edge (BN)	3/4" 73P Edge (73P)	Perfect Edge (PR)				
 UFRCT	<b>Rectangular Table with Stools - Thermoset Hard Plastic</b>	8 Stools	60-1/2 x 96"	UF084/CX	□□□	□□	□□□	□□□	□□□	□□	299.0#	\$ 2881	\$ 3025	\$ 3163	\$	181	\$ 100
		12 Stools	60-1/2 x 120"	UF106/CX	□□□	□□	□□□	□□□	□□□	□□	353.0#	3107	3261	3402		198	100
	• Available in 8', 10' and 12' models	12 Stools	60-1/2 x 139-1/2"	UF126/CX	□□□	□□	□□□	□□□	□□□	□□	377.0#	3246	3410	3556		214	100
	• Unitized all-steel frames provide superior stability and durability	16 Stools	60-1/2 x 139-1/2"	UF128/CX	□□□	□□	□□□	□□□	□□□	□□	385.0#	3451	3623	3761		207	100
	• KI's exclusive combination pneumatic lift assist and torsional energy storage system results in a controlled, effortless folding. Also holds tables in a teepee position for easy cleaning																
	• Storage lock standard for added safety																
	• Gravity lock stabilizes tables in the open position and eliminates possibility of tables folding unexpectedly																
	• Listed to applicable UL standards and requirements by Underwriters Laboratories, Inc																
	• Dimensions include overall depth and width of table and seating																
			<b>A</b>	<b>B</b>	<b>C</b>	<b>D</b>	<b>E</b>	<b>F</b>	<b>G</b>								

## HOW TO ORDER

Indicate the following information on order form:

- Quantity of each item.
- Model number, including options. See "How To Build a Model Number".
- Any special service required.

Note:

- The □ indicates that a choice is required.
- The absence of the □ indicates that no choice is required.
- Alpha-numeric characters in place of □ indicate that no other alternatives are available.

## HOW TO BUILD A MODEL NUMBER

**A**Select basic model.

Basic model includes base no. of table with codes for length of table, edge treatment, frame finish and stool material.

**B**Select edge style.

**BN** - Flat vinyl T-edge

**73P** - 3/4" 73P edge

**PR** - Perfect edge

**C**Select height.

**27** - 27" high

**29** - 29" high

**D**Select surface finish.

Refer to the **Product Color Options** page in this price list.

Surface finish offerings are based on edge style selections.

**E**Select surface edge color.

Refer to the **Product Color Options** page in this price list.

Edge color offerings are based on edge style selections.

**F**Select stool color - Thermoset Hard Plastic (CX).

Refer to the **Product Color Options** page in this price list.

**G**Select frame color.

Refer to the **Product Color Options** page in this price list.

(BL) Std-no upcharge, all other colors have \$14 upcharge, see price column for Chrome upcharge

## FINISH INFORMATION

**Additional Laminate Offering**

KI offers laminates beyond those offered in the standard offering. Laminates that are currently available in the program can be viewed in KI product specification tools. Requests to add laminates to the program can be submitted via the product modification request process. Please note, requests to add laminates to the program must include the laminate manufacturer's name, color/pattern number, and finish code. Edge options are limited to standard edge colors. If a matching edge is required, this will need to be requested through the product modification request process and may be subject to additional costs. Due to varying manufacturing processes and quality issues with some laminates, some requests may be denied. Extended lead times and minimum order quantities may apply on orders containing special laminates. Contact the product modification team for questions or additional information regarding special laminates and pricing.

## SPECIAL SERVICES

### Special Carton Marking

With specially marked information N/C

**Shipping**

Ships **assembled, FOB Green Bay, WI 54302, freight excluded.** Freight class 200.

Specifications and prices are subject to change without prior notice.

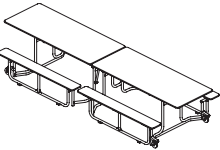
# Uniframe® Rectangular Tables with Seating (Delivered)

Rectangular Table with Benches



# Uniframe® Rectangular Tables with Seating (Delivered)

Rectangular Table with Benches

		MODEL NUMBER													
		Basic Model	Edge Style	Height	Surface Finish	Surface Edge Color	Bench Surface	Bench Edge Color	Frame Color	Approx. Packaged WeightFlat Vinyl T-Edge (BN)		3/4" 73P Edge (73P)	Perfect Edge (PR)	Chrome Upcharge add to list price	Laminate Grade 2 add to list price
 UFRCB	<b>MODEL</b>														
	<b>D x W</b>														
	<b>Rectangular Table with Benches</b>	56-1/2 x 96"	UF08BE	<input type="checkbox"/> <input type="checkbox"/> <input type="checkbox"/>	<input type="checkbox"/> <input type="checkbox"/>	<input type="checkbox"/> <input type="checkbox"/> <input type="checkbox"/>	<input type="checkbox"/> <input type="checkbox"/> <input type="checkbox"/> <input type="checkbox"/>	<input type="checkbox"/> <input type="checkbox"/> <input type="checkbox"/> <input type="checkbox"/>	<input type="checkbox"/> <input type="checkbox"/>	295.0#	\$ 2756	\$ 3127	\$ 3290	\$ 221	\$ 100
	• Available in 8', 10' and 12' models	56-1/2 x 120"	UF10BE	<input type="checkbox"/> <input type="checkbox"/> <input type="checkbox"/>	<input type="checkbox"/> <input type="checkbox"/>	<input type="checkbox"/> <input type="checkbox"/> <input type="checkbox"/>	<input type="checkbox"/> <input type="checkbox"/> <input type="checkbox"/> <input type="checkbox"/>	<input type="checkbox"/> <input type="checkbox"/> <input type="checkbox"/> <input type="checkbox"/>	<input type="checkbox"/> <input type="checkbox"/>	341.0#	2995	3232	3618	223	100
	• Unitized all-steel frames provide superior stability and durability	56-1/2 x 139-1/2"	UF12BE	<input type="checkbox"/> <input type="checkbox"/> <input type="checkbox"/>	<input type="checkbox"/> <input type="checkbox"/>	<input type="checkbox"/> <input type="checkbox"/> <input type="checkbox"/>	<input type="checkbox"/> <input type="checkbox"/> <input type="checkbox"/> <input type="checkbox"/>	<input type="checkbox"/> <input type="checkbox"/> <input type="checkbox"/> <input type="checkbox"/>	<input type="checkbox"/> <input type="checkbox"/>	371.0#	3054	3463	3742	220	100
	• KI's exclusive combination pneumatic lift assist and torsional energy storage system results in a controlled, effortless folding. Also holds tables in a teepee position for easy cleaning														
	• Storage lock standard for added safety														
	• Gravity lock stabilizes tables in the open position and eliminates possibility of tables folding unexpectedly														
	• Listed to applicable UL standards and requirements by Underwriters Laboratories, Inc														
	• Dimensions include overall depth and width of table and seating														
		<b>A</b>	<b>B</b>	<b>C</b>	<b>D</b>	<b>E</b>	<b>F</b>	<b>G</b>	<b>H</b>						

## HOW TO ORDER

- Indicate the following information on order form:
- Quantity of each item.
  - Model number, including options. See "How To Build a Model Number".
  - Any special service required.

Note: • The ☐ indicates that a choice is required.

- The absence of the ☐ indicates that no choice is required.
- Alpha-numeric characters in place of ☐ indicate that no other alternatives are available.

## HOW TO BUILD A MODEL NUMBER

- A**Select basic model.  
Basic model includes base no. of table with codes for length of table, edge treatment and frame finish.
- B**Select edge style.
- C**Select height.  
27 - 27" high  
29 - 29" high
- D**Select surface finish.  
Refer to the **Product Color Options** page in this price list.  
Surface finish offerings are based on edge style selections.
- E**Select surface edge color.  
Refer to the **Product Color Options** page in this price list.  
Edge color offerings are based on edge style selections.
- F**Select bench surface.  
Refer to the **Product Color Options** page in this price list.
- G**Select bench edge color.  
Refer to the **Product Color Options** page in this price list.  
Edge color offerings are based on edge style selections.
- H**Select frame color.  
Refer to the **Product Color Options** page in this price list.  
(BL) Std-no upcharge, all other colors have \$17 upcharge, see price column for Chrome upcharge

## FINISH INFORMATION

**Additional Laminate Offering**  
KI offers laminates beyond those offered in the standard offering. Laminates that are currently available in the program can be viewed in KI product specification tools. Requests to add laminates to the program can be submitted via the product modification request process. Please note, requests to add laminates to the program must include the laminate manufacturer's name, color/pattern number, and finish code. Edge options are limited to standard edge colors. If a matching edge is required, this will need to be requested through the product modification request process and may be subject to additional costs. Due to varying manufacturing processes and quality issues with some laminates, some requests may be denied. Extended lead times and minimum order quantities may apply on orders containing special laminates. Contact the product modification team for questions or additional information regarding special laminates and pricing.

## SPECIAL SERVICES

### Special Carton Marking

With specially marked information N/C

**Shipping**  
Ships **assembled, FOB Green Bay, WI 54302, freight prepaid.** Freight class 200.

Specifications and prices are subject to change without prior notice.


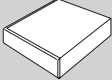
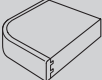
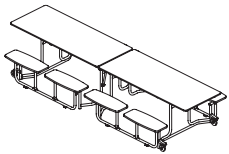
# Uniframe® Rectangular Tables with Seating (Delivered)

Rectangular Table with Split Benches



# Uniframe® Rectangular Tables with Seating (Delivered)

Rectangular Table with Split Benches

		MODEL NUMBER													
		Basic Model	Edge Style	Height	Surface Finish	Edge Color	Bench Surface	Bench Edge Color	Frame Color	Approx. Packaged Weight	 Flat Vinyl T-Edge (BN)	 3/4" 73P Edge (73P)	 Perfect Edge (PR)	Chrome Upcharge add to list price	Laminate Grade 2 add to list price
MODEL	D x W														
 UFRCS	<b>Rectangular Table with Split Benches</b>	59 x 139-1/2"	UF12SB	<input type="checkbox"/> <input type="checkbox"/> <input type="checkbox"/>	<input type="checkbox"/> <input type="checkbox"/>	<input type="checkbox"/> <input type="checkbox"/> <input type="checkbox"/>	<input type="checkbox"/> <input type="checkbox"/> <input type="checkbox"/> <input type="checkbox"/>	<input type="checkbox"/> <input type="checkbox"/> <input type="checkbox"/> <input type="checkbox"/>	<input type="checkbox"/> <input type="checkbox"/>	385.0#	\$ 3518	\$ 3799	\$ 4272	\$ 245	\$ 100
	<ul style="list-style-type: none"><li>Available in 12' models</li><li>Unitized all-steel frames provide superior stability and durability</li><li>KI's exclusive combination pneumatic lift assist and torsional energy storage system results in a controlled, effortless folding. Also holds tables in a teepee position for easy cleaning</li><li>Storage lock standard for added safety</li><li>Gravity lock stabilizes tables in the open position and eliminates possibility of tables folding unexpectedly</li><li>Listed to applicable UL standards and requirements by Underwriters Laboratories, Inc</li><li>Dimensions include overall depth and width of table and seating</li></ul>														
		<b>A</b>	<b>B</b>	<b>C</b>	<b>D</b>	<b>E</b>	<b>F</b>	<b>G</b>	<b>H</b>						

## HOW TO ORDER

- Indicate the following information on order form:
- Quantity of each item.
  - Model number, including options. See "How To Build a Model Number".
  - Any special service required.

Note:

- The ☐ indicates that a choice is required.
- The absence of the ☐ indicates that no choice is required.
- Alpha-numeric characters in place of ☐ indicate that no other alternatives are available.

## HOW TO BUILD A MODEL NUMBER

- A**Select basic model.  
Basic model includes base no. of table with codes for length of table, edge treatment and frame finish.
- B**Select edge style.
- C**Select height.  

27- 27" high

29- 29" high
- D**Select surface finish.  
Refer to the **Product Color Options** page in this price list.  
Surface finish offerings are based on edge style selections.
- E**Select surface edge color.  
Refer to the **Product Color Options** page in this price list.  
Edge color offerings are based on edge style selections.
- F**Select bench surface.  
Refer to the **Product Color Options** page in this price list.
- G**Select bench edge color.  
Refer to the **Product Color Options** page in this price list.  
Edge color offerings are based on edge style selections.
- H**Select frame color.  
Refer to the **Product Color Options** page in this price list.  
(BL) Std-no upcharge, all other colors have \$17 upcharge, see price column for Chrome upcharge

## FINISH INFORMATION

**Additional Laminate Offering**  
KI offers laminates beyond those offered in the standard offering. Laminates that are currently available in the program can be viewed in KI product specification tools. Requests to add laminates to the program can be submitted via the product modification request process. Please note, requests to add laminates to the program must include the laminate manufacturer's name, color/pattern number, and finish code. Edge options are limited to standard edge colors. If a matching edge is required, this will need to be requested through the product modification request process and may be subject to additional costs. Due to varying manufacturing processes and quality issues with some laminates, some requests may be denied. Extended lead times and minimum order quantities may apply on orders containing special laminates. Contact the product modification team for questions or additional information regarding special laminates and pricing.

## SPECIAL SERVICES

### Special Carton Marking

With specially marked information      N/C

**Shipping**  
Ships **assembled, FOB Green Bay, WI 54302, freight prepaid.** Freight class 200.

Specifications and prices are subject to change without prior notice.

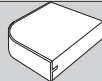
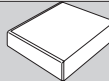
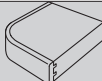
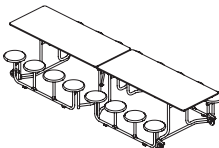
# Uniframe® Rectangular Tables with Seating (Delivered)

Rectangular Table with Stool Seats



# Uniframe® Rectangular Tables with Seating (Delivered)

Rectangular Table with Stool Seats

				MODEL NUMBER							<div>Approx. Packaged Weight Flat Vinyl T-Edge (BN)</div> <div>3/4" 73P Edge (73P)</div> <div>Perfect Edge (PR)</div> <div>Chrome Upcharge add to list price</div> <div>Laminate Grade 2 add to list price</div>					
				Basic Model	Edge Style	Height	Surface Finish	Edge Color	Stool Color	Frame Color						
<div></div> <div>UFRCP</div>	MODEL	Features	D x W													
	<div>Rectangular Table with Stool Seats - Polypropylene</div> <ul style="list-style-type: none"><li>Available in 8', 10' and 12' models</li><li>Unitized all-steel frames provide superior stability and durability</li><li>KI's exclusive combination pneumatic lift assist and torsional energy storage system results in a controlled, effortless folding. Also holds tables in a teepee position for easy cleaning</li><li>Storage lock standard for added safety</li><li>Gravity lock stabilizes tables in the open position and eliminates possibility of tables folding unexpectedly</li><li>Listed to applicable UL standards and requirements by Underwriters Laboratories, Inc</li><li>Dimensions include overall depth and width of table and seating</li></ul>	8 Stools	60-1/2 x 96"	UF084/PY	□□□	□□	□□□	□□□	□□□□	□□	299.0#	\$ 3164	\$ 3324	\$ 3499	\$ 214	\$ 100
		12 Stools	60-1/2 x 120"	UF106/PY	□□□	□□	□□□	□□□	□□□□	□□	353.0#	3341	3505	3683	230	100
		12 Stools	60-1/2 x 139-1/2"	UF126/PY	□□□	□□	□□□	□□□	□□□□	□□	377.0#	3500	3676	3864	252	100
		16 Stools	60-1/2 x 139-1/2"	UF128/PY	□□□	□□	□□□	□□□	□□□□	□□	385.0#	3632	3812	4001	245	100
				A	B	C	D	E	F	G						

## HOW TO ORDER

Indicate the following information on order form:

- Quantity of each item.
- Model number, including options. See "How To Build a Model Number".
- Any special service required.

Note:

- The □ indicates that a choice is required.
- The absence of the □ indicates that no choice is required.
- Alpha-numeric characters in place of □ indicate that no other alternatives are available.

## HOW TO BUILD A MODEL NUMBER

- A**Select basic model.  
Basic model includes base no. of table with codes for length of table, edge treatment, frame finish and stool material.
- B**Select edge style.
- C**Select height.  
27 - 27" high  
29 - 29" high
- D**Select surface finish.  
Refer to the **Product Color Options** page in this price list.  
Surface finish offerings are based on edge style selections.
- E**Select surface edge color.  
Refer to the **Product Color Options** page in this price list.  
Edge color offerings are based on edge style selections.
- F**Select stool color - Polypropylene (PY).  
Refer to the **Product Color Options** page in this price list.
- G**Select frame color.  
Refer to the **Product Color Options** page in this price list.  
(BL) Std-no upcharge, all other colors have \$17 upcharge, see price column for Chrome upcharge

## FINISH INFORMATION

**Additional Laminate Offering**  
KI offers laminates beyond those offered in the standard offering. Laminates that are currently available in the program can be viewed in KI product specification tools. Requests to add laminates to the program can be submitted via the product modification request process. Please note, requests to add laminates to the program must include the laminate manufacturer's name, color/pattern number, and finish code. Edge options are limited to standard edge colors. If a matching edge is required, this will need to be requested through the product modification request process and may be subject to additional costs. Due to varying manufacturing processes and quality issues with some laminates, some requests may be denied. Extended lead times and minimum order quantities may apply on orders containing special laminates. Contact the product modification team for questions or additional information regarding special laminates and pricing.

## INFORMATION

**Polypropylene Stool**  
High-impact polypropylene stools of heavy-duty construction, with ribs, reinforce points of stress. Edges are rolled for comfort and strength. Front is textured and color permeates stool. White marks may occur on the stool top at attachment points but do not alter the structural integrity of the table or stool. Stool is 13" diameter and fastens with screws.

## SPECIAL SERVICES

### Special Carton Marking

With specially marked information N/C

**Shipping**  
Ships **assembled, FOB Green Bay, WI 54302, freight prepaid.** Freight class 200.

Specifications and prices are subject to change without prior notice.

**A**

**B**

**C**

**D**

**E**

**F**

Indicate the following information on order form:

1. Quantity of each item.
2. Model number, including options. See "How To Build a Model Number".
3. Any special service required.

- The absence of the ☐ indicates that no choice is required.

- Alpha-numeric characters in place of □ indicate that no other alternatives are available.

**A** Select basic model.  
Basic model includes base no. of table with codes for length of table, edge treatment, frame finish and stool material.

**B** Select edge style.

**C** Select height.

<b>27</b>	- 27" high
<b>29</b>	- 29" high

**D** Select surface finish.  
Refer to the **Product Color Options** page in this price list.  
Surface finish offerings are based on edge style selections.

**E** Select surface edge color.  
Refer to the **Product Color Options** page in this price list.  
Edge color offerings are based on edge style selections.

**F** Select stool color - Thermoset Hard Plastic (CX).  
Refer to the **Product Color Options** page in this price list.

**C** Select frame color.  
Refer to the **Product Color Options** page in this price list.  
(BL) Std-no upcharge, all other colors have \$17 upcharge, see price column for Chrome upcharge

### Additional Laminate Offering

KI offers laminates beyond those offered in the standard offering. Laminates that are currently available in the program can be viewed in KI product specification tools. Requests to add laminates to the program can be submitted via the product modification request process. Please note, requests to add laminates to the program must include the laminate manufacturer's name, color/pattern number, and finish code. Edge options are limited to standard edge colors. If a matching edge is required, this will need to be requested through the product modification request process and may be subject to additional costs. Due to varying manufacturing processes and quality issues with some laminates, some requests may be denied. Extended lead times and minimum order quantities may apply on orders containing special laminates. Contact the product modification team for questions or additional information regarding special laminates and pricing.

### Special Carton Marking

With specially marked information N/C

## Shipping

**Ships assembled, FOB Green Bay, WI 54302, freight prepaid. Freight class 200.**

Specifications and prices are subject to change without prior notice.





Round Tables with Split Benches  
(UFRD5SB/BN/CH)



Round Tables with Stool Seats  
(UFRD58/PR/PB)

Features		
Solid core top	•	•
High-pressure laminate surface	•	•
Bullnose edge	•	•
73P edge	•	•
Perfect edge	•	•
27" height	•	•
29" height	•	•



Bullnose Edge



73P Edge



Perfect Edge

Seating Capacity:

Model	Max. Child Capacity	Rec. Child Capacity	Max. Adult Capacity	Rec. Adult Capacity
UFRD5SB	12	8	8	4
UFRD58	8	8	8	8

SPECIFICATIONS

Lift Mechanism

Tables fold and open in one fluid motion, assisted by a combination of pneumatic cylinders and a torsional energy storage system. This combination ensures safety and ease of use through a controlled, effortless operation. Table stays in a teepee position for easy handling. Torsion-bar-only assists or spring assists are not to be used.

Tops and Benches

Table tops and benches are solid core warp-resistant construction. Center core is 5/8" thick 45# high-density particleboard. A .040 high-pressure laminate face is used for the top surface with a balanced high-pressure laminate backer for the bottom surface. Table tops and benches are attached to the table frame with deep thread screws; expansion rivets are not to be used. Corners have a 1-1/2" radius.

Split Benches

Bench supports shall be robotically welded steel construction consisting of a 14-gauge tubular

frame with 6" square, heavy-duty 11-gauge steel plates welded to the uprights. Benches are secured to the steel plates with deep thread screws. There shall be two plates for each split bench. No field assembly required.

Stools

Stool supports are robotically welded steel construction consisting of a 14-gauge tubular frame with 6" square, heavy-duty 11-gauge steel plates welded to uprights. Poly stools are attached to the steel plate with deep thread screws. Thermoset hard plastic stools are attached with carriage bolts. No field assembly required.

Stools are one of the following:

A. Poly: High-impact polypropylene stools of heavy-duty construction with ribs to reinforce points of stress. Edges are rolled for comfort and strength. Front is textured and color permeates stool. White marks may occur on the stool top at attachment points but do not alter the structural integrity of the table or stool. Stool is 13" diameter.

B. Thermoset Hard Plastic: Highly durable thermoset hard plastic stool seats of molded melamine and wood flour mixture are available. Seats are scratch resistant with color permeating through seat. Stool is 13" diameter.

Edges

Table top and bench edges are finished in one of the following:

A. Bullnose edge: (Flat vinyl T-edge) Edges are banded with an abrasion-resistant black vinyl bullnose molding. The barbed "T" design is inserted into a routed groove in the solid particleboard top and held in place with nails driven from the underside, spaced approximately 8-10" apart.

B. 73P Edge: Edges are banded with a 2mm flat polypropylene edge banding that is chemically bonded to the table or bench core.

C. Perfect Edge: Made of 1/4" thick by 3/4" high cast black polyurethane. The Perfect Edge is mechanically and chemically bonded to the table core and chemically bonded to the laminate surface

edge, providing a superior, permanently sealed barrier to moisture, dirt and bacteria penetration.

Frames

Table frames are fabricated using a welded unitized construction, integrating all structural steel members into a self-supporting unit. The table top support apron is 11-gauge channel steel, pierced to securely anchor the tops. End leg and center leg assemblies are robotically wire-welded. Horizontal and vertical tubing is 1-1/4" o.d. 14-gauge steel. Hinge plates are 7-gauge steel. Stretcher bars are 3/4" x 1-1/2" 14-gauge oval steel tubing. All legs operate from the unitized frame, not the table top.

Frame Finish

Frame finish is one of the following:

- A. Powder-Coated Finish: Epoxy powder coating is electrostatically applied. The dry coating is fused and cured in a baking oven to form a smooth, continuous film. Finish is chemical-resistant, hard, tough and chip/mar-resistant. Standard finish is black.
- B. Chrome Finish: Bright and semi-bright duplex

nickel chrome is applied to the frame in a twenty-two step process, creating a superior surface finish that is extremely resistant to staining, scuffing, scratching and corrosion.

Locks

Gravity lock constructed of 3/8" solid steel rods engages automatically into slots in apron hinge, eliminating the possibility of folding unexpectedly. KI's exclusive storage lock is spring loaded for automatic engagement and semi-concealed to prevent accidental release. Release of gravity and storage locks is possible from either side of the table.

Glides

For increased surface area and durability, non-marring 1.25" x 12" glides made of nylon plastic material are standard. Set of four per table.

Casters

Large 4" diameter heavy duty hard rubber swivel casters provide easy and safe maneuverability. When the table is in use, casters lift off the floor to prevent table from rolling. To avoid tripping hazards, casters do not extend beyond the end

of the bench unit or outermost stool when in the open position. Tamper-resistant caster covers are used to prevent the trapping of dirt, dust or food. Casters are self-lubricating.

General

Tables ship fully assembled. Tables are listed with Underwriters Laboratories in compliance with testing for public safety (Mobile Folding Tables).

INFORMATION

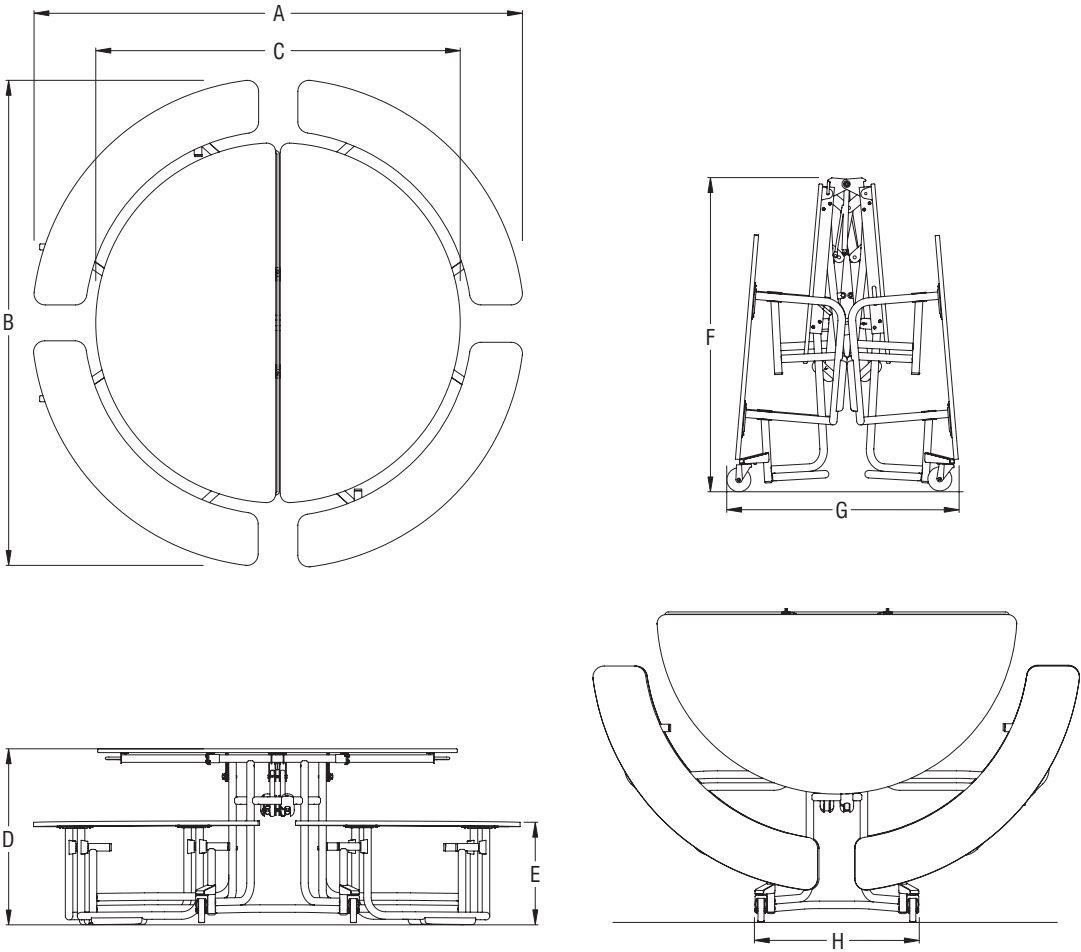
Warranty

Refer to KI Terms & Conditions document or visit [ki.com](http://ki.com)

# Uniframe® Round Tables with Seating

General Information

## DIMENSIONS-Round Tables with Benches



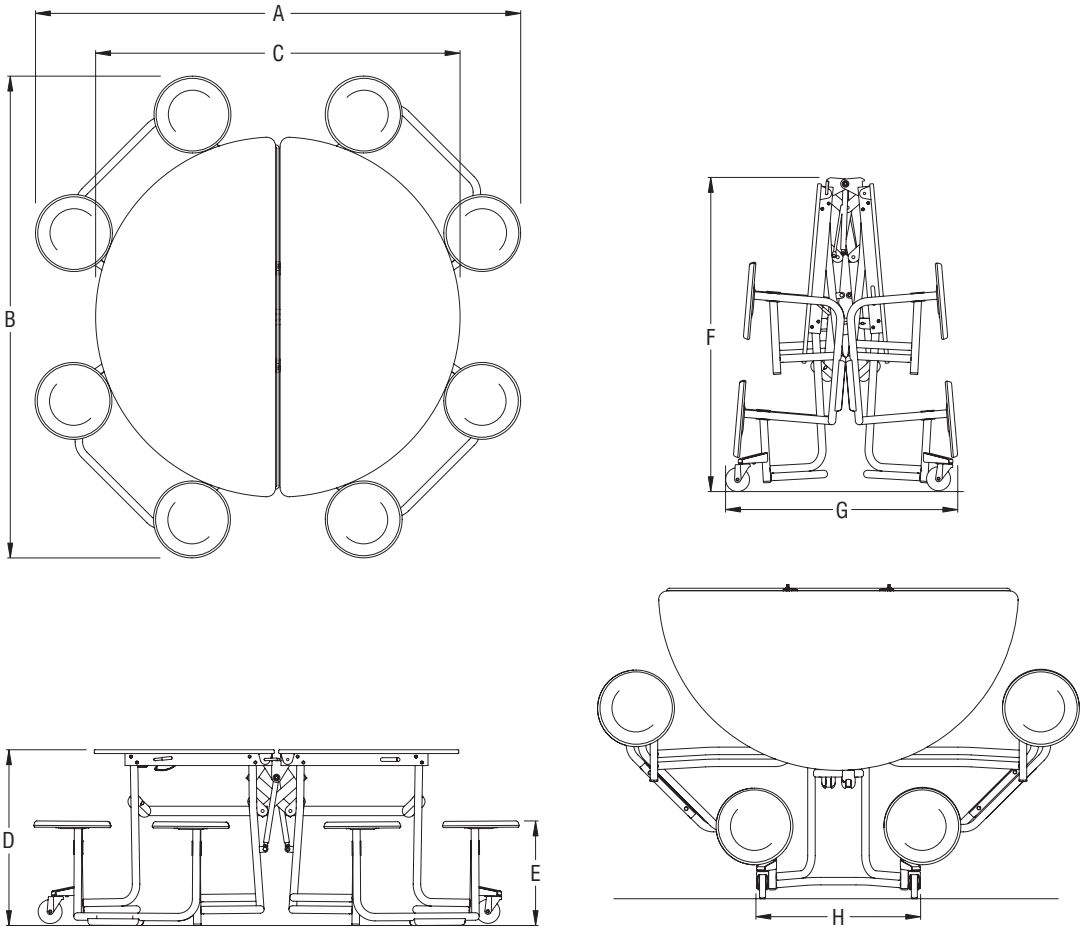
Model #	A	B	C	D	E	F	G	H
UFRD5/SB/29	81.5"	81.1"	60.0"	29.2"	17.2"	52.3"	39.0"	26.5"
UFRD5/SB/27	81.5"	81.1"	60.0"	27.2"	17.2"	52.3"	39.0"	26.5"



# Uniframe® Round Tables with Seating

General Information

## DIMENSIONS-Round Tables with Stools



Model #	A	B	C	D	E	F	G	H
UFRD5/SB/29	83.75"	86"	60.7"	29.2"	17.2"	52.3"	39.0"	26.5"
UFRD5/SB/27	83.75"	86"	60.7"	27.2"	17.2"	52.3"	39.0"	26.5"
UFRD5/CX/29	83.75"	86"	60.7"	29.2"	17.2"	52.3"	39.0"	26.5"
UFRD5/CX/27	83.75"	86"	60.7"	27.2"	17.2"	52.3"	39.0"	26.5"




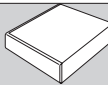
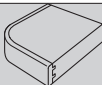
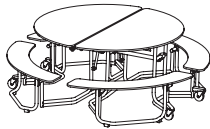
# Uniframe® Round Tables with Seating (Freight Excluded)

Round Table with Split Benches



# Uniframe® Round Tables with Seating (Freight Excluded)

Round Table with Split Benches

	MODEL	DIA	MODEL NUMBER								Approx. Packaged Weight	 Flat Vinyl T-Edge (BN)	 3/4" 73P Edge (73P)	 Perfect Edge (PR)	Chrome Upcharge add to list price	Laminate Grade 2 add to list price
			Basic Model	Edge Style	Height	Surface Finish	Edge Color	Bench Surface	Bench Edge Color	Frame Color						
 UFRDS	<b>Round Table with Split Benches</b>	81"	UFRD5SB	□□□	□□	□□□	□□□	□□□□	□□□□	□□	335.0#	\$ 2884	\$ 3028	\$ 3498	\$ 175	\$ 100
	• Unitized all-steel frames provide superior stability and durability															
	• KI's exclusive combination pneumatic lift assist and torsional energy storage system results in a controlled, effortless folding. Also holds tables in a teepee position for easy cleaning															
	• Storage lock standard for added safety															
	• Gravity lock stabilizes tables in the open position and eliminates possibility of tables folding unexpectedly															
	• Listed to applicable UL standards and requirements by Underwriters Laboratories, Inc															
	• Dimensions include overall depth and width of table and seating; Diameter of top is 60"															
			<b>A</b>	<b>B</b>	<b>C</b>	<b>D</b>	<b>E</b>	<b>F</b>	<b>G</b>	<b>H</b>						

## HOW TO ORDER

- Indicate the following information on order form:
- Quantity of each item.
  - Model number, including options. See "How To Build a Model Number".
  - Any special service required.

Note:

- The □ indicates that a choice is required.
- The absence of the □ indicates that no choice is required.
- Alpha-numeric characters in place of □ indicate that no other alternatives are available.

## HOW TO BUILD A MODEL NUMBER

- A** Select basic model.

Basic model includes base no. of table with codes for length of table, edge treatment and frame finish.
- B** Select edge style.

BN

- Flat vinyl T-edge

73P

- 3/4" 73P edge

PR

- Perfect edge
- C** Select height.

27

- 27" high

29

- 29" high
- D** Select surface finish.

Refer to the **Product Color Options** page in this price list.

Surface finish offerings are based on edge style selections.
- E** Select surface edge color.

Refer to the **Product Color Options** page in this price list.
- Edge color offerings are based on edge style selections.

**F** Select bench surface.

Refer to the **Product Color Options** page in this price list.
- G** Select bench edge color.

Refer to the **Product Color Options** page in this price list.

Edge color offerings are based on edge style selections.
- H** Select frame color.

Refer to the **Product Color Options** page in this price list.

(BL) Std-no upcharge, all other colors have \$14 upcharge, see price column for Chrome upcharge

## FINISH INFORMATION

**Additional Laminate Offering**

KI offers laminates beyond those offered in the standard offering. Laminates that are currently available in the program can be viewed in KI product specification tools. Requests to add laminates to the program can be submitted via the product modification request process. Please note, requests to add laminates to the program must include the laminate manufacturer's name, color/pattern number, and finish code. Edge options are limited to standard edge colors. If a matching edge is required, this will need to be requested through the product modification request process and may be subject to additional costs. Due to varying manufacturing processes and quality issues with some laminates, some requests may be denied. Extended lead times and minimum order quantities may apply on orders containing special laminates. Contact the product modification team for questions or additional information regarding special laminates and pricing.

## SPECIAL SERVICES

### Special Carton Marking

With specially marked information      N/C

**Shipping**

Ships **assembled, FOB Green Bay, WI 54302, freight excluded**. Freight class 200.

Specifications and prices are subject to change without prior notice.


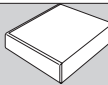
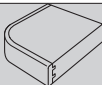

# Uniframe® Round Tables with Seating (Freight Excluded)

Round Table with Stool Seats



# Uniframe® Round Tables with Seating (Freight Excluded)

Round Table with Stool Seats

	MODEL	DIA	MODEL NUMBER							Approx. Packaged Weight	 Flat Vinyl T-Edge (BN)	 3/4" 73P Edge (73P)	 Perfect Edge (PR)	Chrome Upcharge add to list price	Laminate Grade 2 add to list price
			Basic Model	Edge Style	Height	Surface Finish	Edge Color	Stool Color	Frame Color						
 UFRDP	Round Table with Stool Seats - Polypropylene	86"	UFRD58/PY	□□□	□□	□□□□	□□□□	□□□□□	□□	331.0#	\$ 2351	\$ 2468	\$ 2636	\$ 175	\$ 100
	• Unitized all-steel frames provide superior stability and durability														
	• KI's exclusive combination pneumatic lift assist and torsional energy storage system results in a controlled, effortless folding. Also holds tables in a teepee position for easy cleaning														
	• Available in 8-stool model only														
	• Storage lock standard for added safety														
	• Gravity lock stabilizes tables in the open position and eliminates possibility of tables folding unexpectedly														
	• Listed to applicable UL standards and requirements by Underwriters Laboratories, Inc														
	• Dimensions include overall depth and width of table and seating														
	• Diameter of top is 60"														
			<b>A</b>	<b>B</b>	<b>C</b>	<b>D</b>	<b>E</b>	<b>F</b>	<b>G</b>						

## HOW TO ORDER

Indicate the following information on order form:

- Quantity of each item.
- Model number, including options. See "How To Build a Model Number".
- Any special service required.

Note:

- The □ indicates that a choice is required.
- The absence of the □ indicates that no choice is required.
- Alpha-numeric characters in place of □ indicate that no other alternatives are available.

## HOW TO BUILD A MODEL NUMBER

**A** Select basic model.  
Basic model includes base no. of table with codes for length of table, edge treatment, frame finish and stool material.

**B** Select edge style.  
**BN** - Flat vinyl T-edge  
**73P** - 3/4" 73P edge  
**PR** - Perfect edge

**C** Select height.  
**27** - 27" high  
**29** - 29" high

**D** Select surface finish.  
Refer to the **Product Color Options** page in this price list.  
Surface finish offerings are based on edge style selections.

**E** Select surface edge color.  
Refer to the **Product Color Options** page in this price list.

Edge color offerings are based on edge style selections.

**F** Select stool color - Polypropylene (PY).  
Refer to the **Product Color Options** page in this price list.

**G** Select frame color.  
Refer to the **Product Color Options** page in this price list.  
(BL) Std-no upcharge, all other colors have\$14 upcharge, see price column for Chrome upcharge

## FINISH INFORMATION

**Additional Laminate Offering**  
KI offers laminates beyond those offered in the standard offering. Laminates that are currently available in the program can be viewed in KI product specification tools. Requests to add laminates to the program can be submitted via the product modification request process. Please note, requests to add laminates to the program must include the laminate manufacturer's name, color/pattern number, and finish code. Edge options are limited to standard edge colors. If a matching edge is required, this will need to be requested through the product modification request process and may be subject to additional costs. Due to varying manufacturing processes and quality issues with some laminates, some requests may be denied. Extended lead times and minimum order quantities may apply on orders containing special laminates. Contact the product modification team for questions or additional information regarding special laminates and pricing.

## INFORMATION

**Polypropylene Stool**  
High-impact polypropylene stools of heavy-duty construction, with ribs, reinforce points of stress. Edges are rolled for comfort and strength. Front is textured and color permeates stool. White marks may occur on the stool top at attachment points but do not alter the structural integrity of the table or stool. Stool is 13" diameter and fastens with screws.

## SPECIAL SERVICES

### Special Carton Marking

With specially marked information      N/C

**Shipping**  
Ships **assembled, FOB Green Bay, WI 54302, freight excluded**. Freight class 200.

Specifications and prices are subject to change without prior notice.


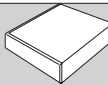
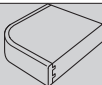

# Uniframe® Round Tables with Seating (Freight Excluded)

Round Table with Stool Seats



# Uniframe® Round Tables with Seating (Freight Excluded)

Round Table with Stool Seats

	MODEL	DIA	MODEL NUMBER							Approx. Packaged Weight	 Flat Vinyl T-Edge (BN)	 3/4" 73P Edge (73P)	 Perfect Edge (PR)	Chrome Upcharge add to list price	Laminate Grade 2 add to list price
			Basic Model	Edge Style	Height	Surface Finish	Edge Color	Stool Color	Frame Color						
 UFRDT	<b>Round Table with Stool Seats - Thermoset Hard Plastic</b>	86"	UFRD58/CX	□□□	□□	□□□	□□□	□□□	□□	331.0#	\$ 2565	\$ 2693	\$ 2852	\$ 175	\$ 100
	• Unitized all-steel frames provide superior stability and durability														
	• KI's exclusive combination pneumatic lift assist and torsional energy storage system results in a controlled, effortless folding. Also holds tables in a teepee position for easy cleaning														
	• Available in 8-stool model only														
	• Storage lock standard for added safety														
	• Gravity lock stabilizes tables in the open position and eliminates possibility of tables folding unexpectedly														
	• Listed to applicable UL standards and requirements by Underwriters Laboratories, Inc														
	• Dimensions include overall depth and width of table and seating														
	• Diameter of top is 60"														
			<b>A</b>	<b>B</b>	<b>C</b>	<b>D</b>	<b>E</b>	<b>F</b>	<b>G</b>						

## HOW TO ORDER

Indicate the following information on order form:

- Quantity of each item.
- Model number, including options. See "How To Build a Model Number".
- Any special service required.

Note:

- The □ indicates that a choice is required.
- The absence of the □ indicates that no choice is required.
- Alpha-numeric characters in place of □ indicate that no other alternatives are available.

## HOW TO BUILD A MODEL NUMBER

- A**Select basic model.  
Basic model includes base no. of table with codes for length of table, edge treatment and frame finish.
- B**Select edge style.

BN

- Flat vinyl T-edge

73P

- 3/4" 73P edge

PR

- Perfect edge
- C**Select height.

27

- 27" high

29

- 29" high
- D**Select surface finish.  
Refer to the **Product Color Options** page in this price list.  
Surface finish offerings are based on edge style selections.
- E**Select surface edge color.  
Refer to the **Product Color Options** page in this price list.

Edge color offerings are based on edge style selections.

- F**Select stool color - Thermoset Hard Plastic (CX).  
Refer to the **Product Color Options** page in this price list.
- G**Select frame color.  
Refer to the **Product Color Options** page in this price list.  
(BL) Std-no upcharge, all other colors have \$14 upcharge, see price column for Chrome upcharge

## FINISH INFORMATION

**Additional Laminate Offering**  
KI offers laminates beyond those offered in the standard offering. Laminates that are currently available in the program can be viewed in KI product specification tools. Requests to add laminates to the program can be submitted via the product modification request process. Please note, requests to add laminates to the program must include the laminate manufacturer's name, color/pattern number, and finish code. Edge options are limited to standard edge colors. If a matching edge is required, this will need to be requested through the product modification request process and may be subject to additional costs. Due to varying manufacturing processes and quality issues with some laminates, some requests may be denied. Extended lead times and minimum order quantities may apply on orders containing special laminates. Contact the product modification team for questions or additional information regarding special laminates and pricing.

## SPECIAL SERVICES

### Special Carton Marking

With specially marked information      N/C

**Shipping**  
Ships **assembled, FOB Green Bay, WI 54302, freight excluded**. Freight class 200.

Specifications and prices are subject to change without prior notice.


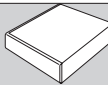
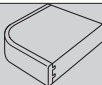
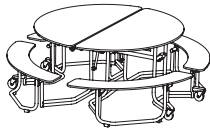
# Uniframe® Round Tables with Seating (Delivered)

Round Table with Split Benches



# Uniframe® Round Tables with Seating (Delivered)

Round Table with Split Benches

	MODEL	DIA	MODEL NUMBER								Approx. Packaged Weight	 Flat Vinyl T-Edge (BN)	 3/4" 73P Edge (73P)	 Perfect Edge (PR)	Chrome Upcharge add to list price	Laminate Grade 2 add to list price
			Basic Model	Edge Style	Height	Surface Finish	Edge Color	Bench Surface	Bench Edge Color	Frame Color						
 UFRDS	<b>Round Table with Split Benches</b>	81"	UFRD5SB	□□□	□□	□□□	□□□	□□□□	□□□□	□□	335.0#	\$ 3663	\$ 3847	\$ 4445	\$ 206	\$ 100
	• Unitized all-steel frames provide superior stability and durability															
	• KI's exclusive combination pneumatic lift assist and torsional energy storage system results in a controlled, effortless folding. Also holds tables in a teepee position for easy cleaning															
	• Storage lock standard for added safety															
	• Gravity lock stabilizes tables in the open position and eliminates possibility of tables folding unexpectedly															
	• Listed to applicable UL standards and requirements by Underwriters Laboratories, Inc															
	• Dimensions include overall depth and width of table and seating; Diameter of top is 60"															
			<b>A</b>	<b>B</b>	<b>C</b>	<b>D</b>	<b>E</b>	<b>F</b>	<b>G</b>	<b>H</b>						

## HOW TO ORDER

Indicate the following information on order form:

- Quantity of each item.
- Model number, including options. See "How To Build a Model Number".
- Any special service required.

Note:

- The □ indicates that a choice is required.
- The absence of the □ indicates that no choice is required.
- Alpha-numeric characters in place of □ indicate that no other alternatives are available.

## HOW TO BUILD A MODEL NUMBER

**A**Select basic model.

Basic model includes base no. of table with codes for length of table, edge treatment and frame finish.

**B**Select edge style.

BN

- Flat vinyl T-edge

73P

- 3/4" 73P edge

PR

- Perfect edge

**C**Select height.

27

- 27" high

29

- 29" high

**D**Select surface finish.

Refer to the **Product Color Options** page in this price list.

Surface finish offerings are based on edge style selections.

**E**Select surface edge color.

Refer to the **Product Color Options** page in this price list.

Edge color offerings are based on edge style selections.

**F**Select bench surface.

Refer to the **Product Color Options** page in this price list.

**G**Select bench edge color.

Refer to the **Product Color Options** page in this price list.

Edge color offerings are based on edge style selections.

**H**Select frame color.

Refer to the **Product Color Options** page in this price list.

(BL) Std-no upcharge, all other colors have \$17 upcharge, see price column for Chrome upcharge

## FINISH INFORMATION

**Additional Laminate Offering**

KI offers laminates beyond those offered in the standard offering. Laminates that are currently available in the program can be viewed in KI product specification tools. Requests to add laminates to the program can be submitted via the product modification request process. Please note, requests to add laminates to the program must include the laminate manufacturer's name, color/pattern number, and finish code. Edge options are limited to standard edge colors. If a matching edge is required, this will need to be requested through the product modification request process and may be subject to additional costs. Due to varying manufacturing processes and quality issues with some laminates, some requests may be denied. Extended lead times and minimum order quantities may apply on orders containing special laminates. Contact the product modification team for questions or additional information regarding special laminates and pricing.

## SPECIAL SERVICES

### Special Carton Marking

With specially marked information      N/C

**Shipping**

Ships **assembled, FOB Green Bay, WI 54302, freight prepaid.** Freight class 200.

Specifications and prices are subject to change without prior notice.


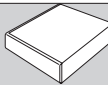
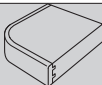

# Uniframe® Round Tables with Seating (Delivered)

Round Table with Stool Seats



# Uniframe® Round Tables with Seating (Delivered)

Round Table with Stool Seats

	MODEL	DIA	MODEL NUMBER							Approx. Packaged Weight	 Flat Vinyl T-Edge (BN)	 3/4" 73P Edge (73P)	 Perfect Edge (PR)	Chrome Upcharge add to list price	Laminate Grade 2 add to list price
			Basic Model	Edge Style	Height	Surface Finish	Edge Color	Stool Color	Frame Color						
 UFRDP	Round Table with Stool Seats - Polypropylene	86"	UFRD58/PY	<input type="checkbox"/> <input type="checkbox"/> <input type="checkbox"/>	<input type="checkbox"/> <input type="checkbox"/>	<input type="checkbox"/> <input type="checkbox"/> <input type="checkbox"/>	<input type="checkbox"/> <input type="checkbox"/>	<input type="checkbox"/> <input type="checkbox"/> <input type="checkbox"/>	<input type="checkbox"/> <input type="checkbox"/>	331.0#	\$ 2986	\$ 3136	\$ 3351	\$ 206	\$ 100
	• Unitized all-steel frames provide superior stability and durability														
	• KI's exclusive combination pneumatic lift assist and torsional energy storage system results in a controlled, effortless folding. Also holds tables in a teepee position for easy cleaning														
	• Available in 8-stool model only														
	• Storage lock standard for added safety														
	• Gravity lock stabilizes tables in the open position and eliminates possibility of tables folding unexpectedly														
	• Listed to applicable UL standards and requirements by Underwriters Laboratories, Inc														
	• Dimensions include overall depth and width of table and seating														
	• Diameter of top is 60"														
			<b>A</b>	<b>B</b>	<b>C</b>	<b>D</b>	<b>E</b>	<b>F</b>	<b>G</b>						

## HOW TO ORDER

- Indicate the following information on order form:
- Quantity of each item.
  - Model number, including options. See "How To Build a Model Number".
  - Any special service required.

Note: • The ☐ indicates that a choice is required.

- The absence of the ☐ indicates that no choice is required.
- Alpha-numeric characters in place of ☐ indicate that no other alternatives are available.

## HOW TO BUILD A MODEL NUMBER

- A** Select basic model.

Basic model includes base no. of table with codes for length of table, edge treatment, frame finish and stool material.
- B** Select edge style.

BN

- Flat vinyl T-edge

73P

- 3/4" 73P edge

PR

- Perfect edge
- C** Select height.

27

- 27" high

29

- 29" high
- D** Select surface finish.

Refer to the **Product Color Options** page in this price list.

Surface finish offerings are based on edge style selections.
- E** Select surface edge color.

Refer to the **Product Color Options** page in this price list.
- Edge color offerings are based on edge style selections.

**F** Select stool color - Polypropylene (PY).

Refer to the **Product Color Options** page in this price list.
- G** Select frame color.

Refer to the **Product Color Options** page in this price list.

(BL) Std-no upcharge, all other colors have \$17 upcharge, see price column for Chrome upcharge

## FINISH INFORMATION

**Additional Laminate Offering**

KI offers laminates beyond those offered in the standard offering. Laminates that are currently available in the program can be viewed in KI product specification tools. Requests to add laminates to the program can be submitted via the product modification request process. Please note, requests to add laminates to the program must include the laminate manufacturer's name, color/pattern number, and finish code. Edge options are limited to standard edge colors. If a matching edge is required, this will need to be requested through the product modification request process and may be subject to additional costs. Due to varying manufacturing processes and quality issues with some laminates, some requests may be denied. Extended lead times and minimum order quantities may apply on orders containing special laminates. Contact the product modification team for questions or additional information regarding special laminates and pricing.

## INFORMATION

**Polypropylene Stool**

High-impact polypropylene stools of heavy-duty construction, with ribs, reinforce points of stress. Edges are rolled for comfort and strength. Front is textured and color permeates stool. White marks may occur on the stool top at attachment points but do not alter the structural integrity of the table or stool. Stool is 13" diameter and fastens with screws.

## SPECIAL SERVICES

### Special Carton Marking

With specially marked information      N/C

**Shipping**

Ships **assembled, FOB Green Bay, WI 54302, freight prepaid.** Freight class 200.

Specifications and prices are subject to change without prior notice.


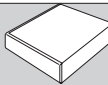
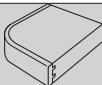

# Uniframe® Round Tables with Seating (Delivered)

Round Table with Stool Seats



# Uniframe® Round Tables with Seating (Delivered)

Round Table with Stool Seats

MODEL	DIA	MODEL NUMBER							Approx. Packaged Weight	 Flat Vinyl T-Edge (BN)	 3/4" 73P Edge (73P)	 Perfect Edge (PR)	Chrome Upcharge add to list price	Laminate Grade 2 add to list price
		Basic Model	Edge Style	Height	Surface Finish	Edge Color	Stool Color	Frame Color						
 UFRDT	86"	UFRD58/CX	□□□	□□	□□□□	□□□□	□□□□	□□	331.0#	\$ 3259	\$ 3420	\$ 3624	\$ 206	\$ 100
		<b>A</b>	<b>B</b>	<b>C</b>	<b>D</b>	<b>E</b>	<b>F</b>	<b>G</b>						

## HOW TO ORDER

Indicate the following information on order form:

- Quantity of each item.
- Model number, including options. See "How To Build a Model Number".
- Any special service required.

Note:

- The □ indicates that a choice is required.
- The absence of the □ indicates that no choice is required.
- Alpha-numeric characters in place of □ indicate that no other alternatives are available.

## HOW TO BUILD A MODEL NUMBER

**A**Select basic model.  
Basic model includes base no. of table with codes for length of table, edge treatment and frame finish.

**B**Select edge style.  
**BN** - Flat vinyl T-edge  
**73P** - 3/4" 73P edge  
**PR** - Perfect edge

**C**Select height.  
**27** - 27" high  
**29** - 29" high

**D**Select surface finish.  
Refer to the **Product Color Options** page in this price list.  
Surface finish offerings are based on edge style selections.

**E**Select surface edge color.  
Refer to the **Product Color Options** page in this price list.

Edge color offerings are based on edge style selections.

**F**Select stool color - Thermoset Hard Plastic (CX).  
Refer to the **Product Color Options** page in this price list.

**G**Select frame color.  
Refer to the **Product Color Options** page in this price list.  
(BL) Std-no upcharge, all other colors have \$17 upcharge, see price column for Chrome upcharge

## FINISH INFORMATION

**Additional Laminate Offering**

KI offers laminates beyond those offered in the standard offering. Laminates that are currently available in the program can be viewed in KI product specification tools. Requests to add laminates to the program can be submitted via the product modification request process. Please note, requests to add laminates to the program must include the laminate manufacturer's name, color/pattern number, and finish code. Edge options are limited to standard edge colors. If a matching edge is required, this will need to be requested through the product modification request process and may be subject to additional costs. Due to varying manufacturing processes and quality issues with some laminates, some requests may be denied. Extended lead times and minimum order quantities may apply on orders containing special laminates. Contact the product modification team for questions or additional information regarding special laminates and pricing.

## SPECIAL SERVICES

### Special Carton Marking

With specially marked information      N/C

**Shipping**  
Ships **assembled, FOB Green Bay, WI 54302, freight prepaid.** Freight class 200.

Specifications and prices are subject to change without prior notice.



# Uniframe® Tables without Seating

General Information



# Uniframe® Tables without Seating

General Information



Rectangular Table (UFRT12)



Round Table (UFRD5)



Oval Table (UFOV66)


Features			
Solid core top	•	•	•
High-pressure laminate surface	•	•	•
Bullnose edge	•	•	•
73P edge	•	•	•
Perfect edge	•	•	•
27" height	•	•	•
29" height	•	•	•



Bullnose Edge



73P Edge



Perfect Edge



T-Style Leg



Square Table (UFSQ4)



Hexagonal Table (UFHX4)



Octagonal Table (UFOC5)



Stand-Up Table (UFSU5)

Features			
Solid core top	•	•	•
High-pressure laminate surface	•	•	•
Bullnose edge	•	•	•
73P edge	•	•	•
Perfect edge	•	•	•
27" height	•	•	•
29" height	•	•	•
42" height			•

## SPECIFICATIONS

### Lift Mechanism

Rectangular tables fold and open in one fluid motion, assisted by a torsional energy storage system. This ensures safety and ease of use through a controlled, effortless operation. Table stays in a teepee position for easy handling.

Shaped tables fold in one fluid motion without pneumatic or torsional energy assistance. Safety lock engages in the semi-open position to halt downward movement. Safety lock can be released from either side of the table.

### Tops

Table tops are of solid core warp-resistant construction. Center core is 5/8" thick 45# high-density particleboard. A .040 high-pressure laminate face is used for the top surface with a balanced high-pressure laminate backer for the bottom surface. Table tops are attached to the table frame with deep thread screws; expansion rivets are not to be used. Corners have a 1-1/2" radius.

### Edges

Table top and bench edges are finished in one of the following:

A. Bullnose edge: (Flat vinyl T-edge) Edges are banded with an abrasion-resistant black vinyl bull-nose molding. The barbed "T" design is inserted into a routed groove in the solid particleboard top and held in place with nails driven from the underside, spaced approximately 8-10" apart.

B. 73P Edge: Edges are banded with a 2mm flat polypropylene edge banding that is chemically bonded to the table or bench core.

C. Perfect Edge: Made of 1/4" thick by 3/4" high cast black polyurethane. The Perfect Edge is mechanically and chemically bonded to the table core and chemically bonded to the laminate surface edge, providing a superior, permanently sealed barrier to moisture, dirt and bacteria penetration.

### Frames for Rectangular Tables without Seating

Table frames are fabricated using a welded

unitized construction, integrating all structural steel members into a self-supporting unit. The table top support apron is 11-gauge channel steel, pierced to securely anchor the tops. End leg and center leg assemblies are robotically wire-welded. End leg weldment consists of 1" x 2" 14-gauge vertical tube, 1-1/4" round 14-gauge top tube and 1" x 2" 14-gauge bottom tube. Center leg weldment consists of 1" x 2" 14-gauge vertical tube, 1-1/4" round 14-gauge top tube and 1" round 14-gauge bottom tube. Center hinge plates are 7-gauge steel. Stretcher bars are 3/4" x 1-1/2" 14-gauge oval steel tubing. All legs operate from the unitized frame, not the table top.

### Frames for Shaped Tables without Seating

Table frame is fabricated using a welded unitized construction, integrating all structural steel members into a self-supporting unit. The table top support apron is 11-gauge angle steel, pierced to securely anchor the tops. Leg weldments are robotically wire-welded. Leg consists of 1" x 2" 14-gauge vertical tube and bottom tube, 1" round

14-gauge top tube and two support gussets for added strength. Center hinge plates are 7-gauge steel. Stretcher bars are 1" 7-gauge steel. All legs operate from the unitized frame, not the table top.

### Frame Finish

Frame finish is one of the following:

A. Powder-Coated Finish: Epoxy powder coating is electrostatically applied. The dry coating is fused and cured in a baking oven to form a smooth, continuous film. Finish is chemical-resistant, hard, tough and chip/mar-resistant. Standard finish is black.

B. Chrome Finish: Bright and semi-bright duplex nickel chrome is applied to the frame in a twenty-two step process, creating a superior surface finish that is extremely resistant to staining, scuffing, scratching and corrosion.

**Locks for Rectangular Tables**  
Gravity lock constructed of 3/8" solid steel rods engages automatically into slots in apron hinge, eliminating the possibility of folding unexpectedly.

KI's exclusive storage lock is spring loaded for automatic engagement and semi-concealed to prevent accidental release. Release of gravity and storage locks is possible from either side of the table.

### Locks for Shaped Tables

Gravity lock with spring assist constructed of 3/8" solid steel rods engages automatically into slots in apron hinge, eliminating the possibility of folding unexpectedly. Safety lock engages in a semi-open position to halt downward opening movement. Release of gravity lock is possible from either side of the table.

### Casters

Large 4" diameter heavy duty hard rubber swivel casters provide easy and safe maneuverability. When table is in use, casters lift off the floor to prevent table from rolling. To avoid tripping hazards, casters do not extend beyond the outer edge of table top when table is in the open position. Casters are self-lubricating.

### General

Tables ship fully assembled. Rectangular tables without seating are listed with Underwriters Laboratories in compliance with testing for public safety (Mobile Folding Tables).

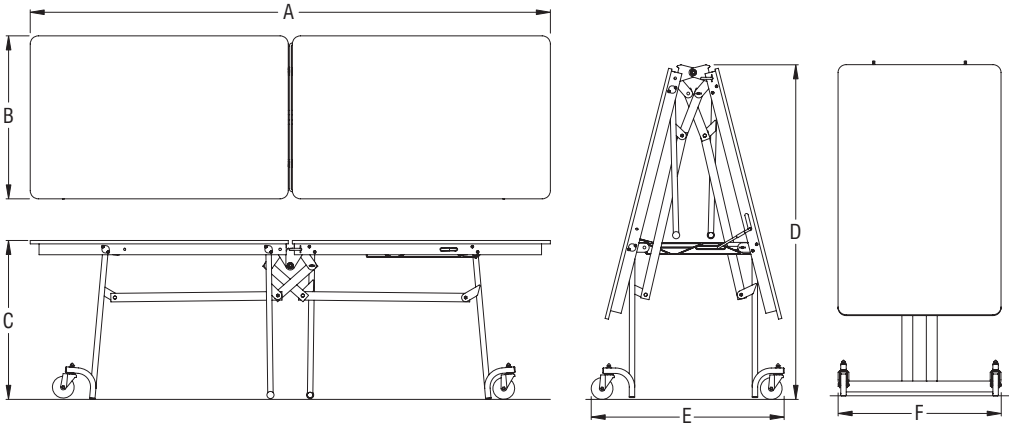
## INFORMATION

### Warranty

Refer to KI Terms & Conditions document or visit [ki.com](http://ki.com)



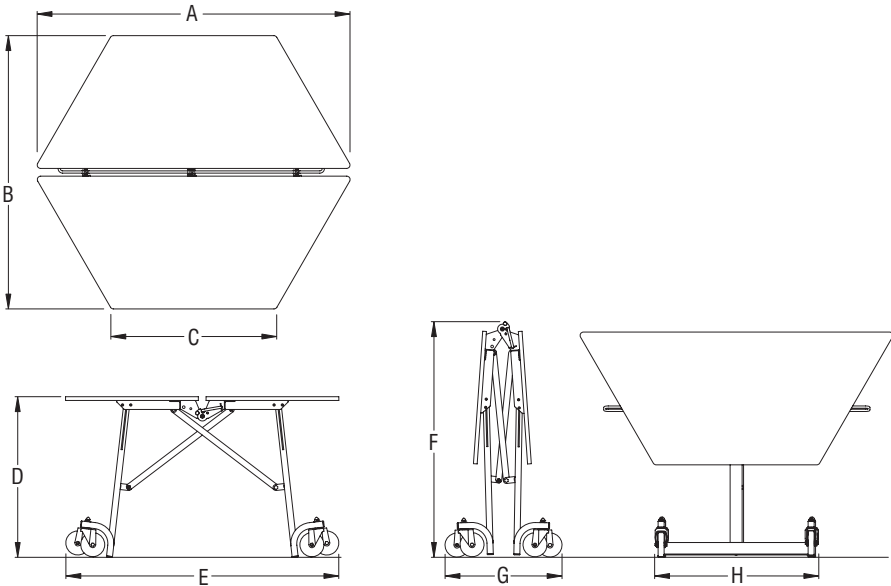
DIMENSIONS-Rectangular Tables without Seating



Model #	A	B	C	D	E	F
UFRT12/29	139.5"	30"	29"	79.75"	33.5"	28.0"
UFRT12/27	139.5"	30"	27"	77.75"	33.5"	28.0"
UFRT10/29	120"	30"	29"	71.75"	33.5"	28.0"
UFRT10/27	120"	30"	27"	69.75"	33.5"	28.0"
UFRT08/29	96"	30"	29"	61.75"	33.5"	28.0"
UFRT08/27	96"	30"	27"	59.75"	33.5"	28.0"
WAUFRT12	139.5"	30"	31"	81.75"	33.5"	28.0"
WAUFRT10	120"	30"	31"	73.75"	33.5"	28.0"
WAUFRT08	96"	30"	31"	63.75"	33.5"	28.0"



DIMENSIONS-Shaped Mobile Tables Without Seating



Model #	A	B	C	D	E	F	G	H
UFRD6/29	72"	72"		29"	42.5"	40.75"	12.0"	37.0"
UFRD6/27	72"	72"		27"	42.5"	38.75"	12.0"	37.0"
UFRD5/29	60"	60"		29"	42.5"	40.75"	12.0"	37.0"
UFRD5/27	60"	60"		27"	42.5"	38.75"	12.0"	37.0"
UFRD4/29	48"	48"		29"	42.5"	40.75"	12.0"	37.0"
UFRD4/27	48"	48"		27"	42.5"	38.75"	12.0"	37.0"
UFOV72/29	72"	60"		29"	42.5"	40.75"	12.0"	37.0"
UFOV72/27	72"	60"		27"	42.5"	38.75"	12.0"	37.0"
UFOV66/29	66"	60"		29"	42.5"	40.75"	12.0"	37.0"
UFOV66/27	66"	60"		27"	42.5"	38.75"	12.0"	37.0"
UFSQ4/29	48"	48"		29"	42.5"	40.75"	12.0"	37.0"
UFSQ4/27	48"	48"		27"	42.5"	38.75"	12.0"	37.0"
UFHX4/29	56"	48"	24.5"	29"	42.5"	40.75"	12.0"	37.0"
UFHX4/27	56"	48"	24.5"	27"	42.5"	38.75"	12.0"	37.0"
UFOC5/29	60"	60"	24.5"	29"	42.5"	40.75"	12.0"	37.0"
UFOC5/27	60"	60"	24.5"	27"	42.5"	38.75"	12.0"	37.0"
UFSU5/42	60"	60"		42"	42.5"	53.75"	12.0"	37.0"
UFSU4/42	48"	48"		42"	42.5"	53.75"	12.0"	37.0"
WAUFRD6	72"	72"		31"	42.5"	42.75"	12.0"	37.0"
WAUFRD5	60"	60"		31"	42.5"	42.75"	12.0"	37.0"
WAUFRD4	48"	48"		31"	42.5"	42.75"	12.0"	37.0"
WAUFOV72	72"	69"		31"	42.5"	42.75"	12.0"	37.0"
WAUFOV66	66"	60"		31"	42.5"	42.75"	12.0"	37.0"
WAUFSQ4	48"	48"		31"	42.5"	42.75"	12.0"	37.0"
WAUFHX4	56"	48"		31"	42.5"	42.75"	12.0"	37.0"
WAUFOC5	60"	60"		31"	42.5"	42.75"	12.0"	37.0"

**A**

**B**

©

**D**

**E**

**F**

Indicate the following information on order form:

1. Quantity of each item.
2. Model number, including options. See "How To Build a Model Number".
3. Any special service required.

- The absence of the ☐ indicates that no choice is required.

- Alpha-numeric characters in place of □ indicate that no other alternatives are available.

**A** Select basic model.  
Basic model includes base no. of table with codes for length of table, edge treatment and frame finish.

**B** Select edge style.

<b>BN</b>	- Flat vinyl T-edge
<b>73P</b>	- 3/4" 73P edge
<b>PR</b>	- Perfect edge

**C** Select height.

27	- 27" high
29	- 29" high

**D** Select surface finish.  
Refer to the **Product Color Options** page in this price list.  
Surface finish offerings are based on edge style selections.

**E** Select surface edge color.  
Refer to the **Product Color Options** page in this price list.

Edge color offerings are based on edge style selections.

**F** Select frame color.  
Refer to the **Product Color Options** page in this price list.  
(BL) Std-no upcharge, all other colors have \$14 upcharge, see price column for Chrome upcharge

### Additional Laminate Offering

KI offers laminates beyond those offered in the standard offering. Laminates that are currently available in the program can be viewed in KI product specification tools. Requests to add laminates to the program can be submitted via the product modification request process. Please note, requests to add laminates to the program must include the laminate manufacturer's name, color/pattern number, and finish code. Edge options are limited to standard edge colors. If a matching edge is required, this will need to be requested through the product modification request process and may be subject to additional costs. Due to varying manufacturing processes and quality issues with some laminates, some requests may be denied. Extended lead times and minimum order quantities may apply on orders containing special laminates. Contact the product modification team for questions or additional information regarding special laminates and pricing.

### Special Carton Marking

With specially marked information N/C


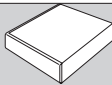
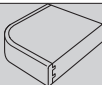

## Shipping

**Ships assembled, FOB Green Bay, WI 54302, freight excluded. Freight class 150.**

Specifications and prices are subject to change without prior notice.

# Uniframe® Tables without Seating (Freight Excluded)

Round Table

	MODEL	DIA	MODEL NUMBER						Approx. Packaged Weight	 Flat Vinyl T-Edge (BN)	 3/4" 73P Edge (73P)	 Perfect Edge (PR)	Chrome Upcharge add to list price	Laminate Grade 2 add to list price
			Basic Model	Edge Style	Height	Surface Finish	Edge Color	Frame Color						
 UFRDN	<b>Round Table - Without Seating</b>	48"	UFRD4	<input type="checkbox"/> <input type="checkbox"/> <input type="checkbox"/> <input type="checkbox"/>	<input type="checkbox"/> <input type="checkbox"/>	<input type="checkbox"/> <input type="checkbox"/> <input type="checkbox"/> <input type="checkbox"/>	<input type="checkbox"/> <input type="checkbox"/> <input type="checkbox"/> <input type="checkbox"/>	<input type="checkbox"/> <input type="checkbox"/>	98.0#	\$ 1198	\$ 1257	\$ 1405	\$ 33	\$ 35
	• Unitized all-steel frames provide superior stability and durability	60"	UFRD5	<input type="checkbox"/> <input type="checkbox"/> <input type="checkbox"/> <input type="checkbox"/>	<input type="checkbox"/> <input type="checkbox"/>	<input type="checkbox"/> <input type="checkbox"/> <input type="checkbox"/> <input type="checkbox"/>	<input type="checkbox"/> <input type="checkbox"/> <input type="checkbox"/> <input type="checkbox"/>	<input type="checkbox"/> <input type="checkbox"/>	132.0#	1265	1329	1473	36	50
	• KI's exclusive combination pneumatic lift assist and torsional energy storage system results in a controlled, effortless folding. Also holds tables in a teepee position for easy cleaning	72"	UFRD6	<input type="checkbox"/> <input type="checkbox"/> <input type="checkbox"/> <input type="checkbox"/>	<input type="checkbox"/> <input type="checkbox"/>	<input type="checkbox"/> <input type="checkbox"/> <input type="checkbox"/> <input type="checkbox"/>	<input type="checkbox"/> <input type="checkbox"/> <input type="checkbox"/> <input type="checkbox"/>	<input type="checkbox"/> <input type="checkbox"/>	158.0#	1702	1787	2099	37	100
	• Storage lock standard for added safety													
	• Gravity lock stabilizes tables in the open position and eliminates possibility of tables folding unexpectedly													
	• Safety lock engages in a semi-open position to halt downward opening movement													
	• T-leg design furnishes maximum leg room and seating capacity													
	• Dimensions include overall depth and width of table													
	• Ideal for multi-purpose seating													
			<b>A</b>	<b>B</b>	<b>C</b>	<b>D</b>	<b>E</b>	<b>F</b>						

## HOW TO ORDER

Indicate the following information on order form:

- Quantity of each item.
- Model number, including options. See "How To Build a Model Number".
- Any special service required.

Note:

- The ☐ indicates that a choice is required.
- The absence of the ☐ indicates that no choice is required.
- Alpha-numeric characters in place of ☐ indicate that no other alternatives are available.

## HOW TO BUILD A MODEL NUMBER

- A**Select basic model.  
Basic model includes base no. of table with codes for length of table, edge treatment and frame finish.
- B**Select edge style.

**BN**

- Flat vinyl T-edge

**73P**

- 3/4" 73P edge

**PR**

- Perfect edge
- C**Select height.

**27**

- 27" high

**29**

- 29" high
- D**Select surface finish.  
Refer to the **Product Color Options** page in this price list.  
Surface finish offerings are based on edge style selections.
- E**Select surface edge color.  
Refer to the **Product Color Options** page in this price list.

Edge color offerings are based on edge style selections.

- F**Select frame color.  
Refer to the **Product Color Options** page in this price list.  
(BL) Std-no upcharge, all other colors have \$14 upcharge, see price column for Chrome upcharge

## FINISH INFORMATION

**Additional Laminate Offering**  
KI offers laminates beyond those offered in the standard offering. Laminates that are currently available in the program can be viewed in KI product specification tools. Requests to add laminates to the program can be submitted via the product modification request process. Please note, requests to add laminates to the program must include the laminate manufacturer's name, color/pattern number, and finish code. Edge options are limited to standard edge colors. If a matching edge is required, this will need to be requested through the product modification request process and may be subject to additional costs. Due to varying manufacturing processes and quality issues with some laminates, some requests may be denied. Extended lead times and minimum order quantities may apply on orders containing special laminates. Contact the product modification team for questions or additional information regarding special laminates and pricing.

## SPECIAL SERVICES

### Special Carton Marking

With specially marked information      N/C

**Shipping**  
Ships **assembled, FOB Green Bay, WI 54302, freight excluded**. Freight class 150.

Specifications and prices are subject to change without prior notice.


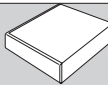
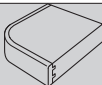

# Uniframe® Tables without Seating (Freight Excluded)

Oval Table



# Uniframe® Tables without Seating (Freight Excluded)

Oval Table

	MODEL	D x L	MODEL NUMBER						Approx. Packaged Weight	 Flat Vinyl T-Edge (BN)	 3/4" 73P Edge (73P)	 Perfect Edge (PR)	Chrome Upcharge add to list price	Laminate Grade 2 add to list price
			Basic Model	Edge Style	Height	Surface Finish	Edge Color	Frame Color						
 UFOVN	<b>Oval Table - Without Seating</b>	60 x 66"	UFOV66	<input type="checkbox"/> <input type="checkbox"/> <input type="checkbox"/>	<input type="checkbox"/> <input type="checkbox"/>	<input type="checkbox"/> <input type="checkbox"/> <input type="checkbox"/>	<input type="checkbox"/> <input type="checkbox"/> <input type="checkbox"/>	<input type="checkbox"/> <input type="checkbox"/>	143.0#	\$ 1494	\$ 1569	\$ 1779	\$ 33	\$ 100
	<ul style="list-style-type: none"><li>• Unitized all-steel frames provide superior stability and durability</li><li>• KI's exclusive combination pneumatic lift assist and torsional energy storage system results in a controlled, effortless folding. Also holds tables in a teepee position for easy cleaning</li><li>• Storage lock standard for added safety</li><li>• Gravity lock stabilizes tables in the open position and eliminates possibility of tables folding unexpectedly</li><li>• Safety lock engages in a semi-open position to halt downward opening movement</li><li>• T-leg design furnishes maximum leg room and seating capacity</li><li>• Dimensions include overall depth and width of table</li><li>• Ideal for multi-purpose seating</li></ul>	60 x 72"	UFOV72	<input type="checkbox"/> <input type="checkbox"/> <input type="checkbox"/>	<input type="checkbox"/> <input type="checkbox"/>	<input type="checkbox"/> <input type="checkbox"/> <input type="checkbox"/>	<input type="checkbox"/> <input type="checkbox"/> <input type="checkbox"/>	<input type="checkbox"/> <input type="checkbox"/>	151.0#	1550	1631	1875	37	100
			<b>A</b>	<b>B</b>	<b>C</b>	<b>D</b>	<b>E</b>	<b>F</b>						

## HOW TO ORDER

- Indicate the following information on order form:
1. Quantity of each item.
  2. Model number, including options. See "How To Build a Model Number".
  3. Any special service required.

Note:

- The ☐ indicates that a choice is required.
- The absence of the ☐ indicates that no choice is required.
- Alpha-numeric characters in place of ☐ indicate that no other alternatives are available.

## HOW TO BUILD A MODEL NUMBER

- A** Select basic model.  
Basic model includes base no. of table with codes for length of table, edge treatment and frame finish.
- B** Select edge style.  
**BN** - Flat vinyl T-edge  
**73P** - 3/4" 73P edge  
**PR** - Perfect edge
- C** Select height.  
**27** - 27" high  
**29** - 29" high
- D** Select surface finish.  
Refer to the **Product Color Options** page in this price list.  
Surface finish offerings are based on edge style selections.
- E** Select surface edge color.  
Refer to the **Product Color Options** page in this price list.

Edge color offerings are based on edge style selections.

**F** Select frame color.  
Refer to the **Product Color Options** page in this price list.  
(BL) Std-no upcharge, all other colors have \$14 upcharge, see price column for Chrome upcharge

## FINISH INFORMATION

**Additional Laminate Offering**  
KI offers laminates beyond those offered in the standard offering. Laminates that are currently available in the program can be viewed in KI product specification tools. Requests to add laminates to the program can be submitted via the product modification request process. Please note, requests to add laminates to the program must include the laminate manufacturer's name, color/pattern number, and finish code. Edge options are limited to standard edge colors. If a matching edge is required, this will need to be requested through the product modification request process and may be subject to additional costs. Due to varying manufacturing processes and quality issues with some laminates, some requests may be denied. Extended lead times and minimum order quantities may apply on orders containing special laminates. Contact the product modification team for questions or additional information regarding special laminates and pricing.

## SPECIAL SERVICES

### Special Carton Marking

With specially marked information      N/C

**Shipping**  
Ships **assembled, FOB Green Bay, WI 54302, freight excluded**. Freight class 150.

Specifications and prices are subject to change without prior notice.


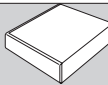
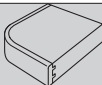

# Uniframe® Tables without Seating (Freight Excluded)

Square Table



# Uniframe® Tables without Seating (Freight Excluded)

Square Table

	MODEL	D x W	MODEL NUMBER						Approx. Packaged Weight	 Flat Vinyl T-Edge (BN)	 3/4" 73P Edge (73P)	 Perfect Edge (PR)	Chrome Upcharge add to list price		Laminate Grade 2 add to list price	
			Basic Model	Edge Style	Height	Surface Finish	Edge Color	Frame Color								
 UFSQN	<b>Square Table - Without Seating</b>	48 x 48"	UFSQ4	<input type="checkbox"/> <input type="checkbox"/> <input type="checkbox"/>	<input type="checkbox"/> <input type="checkbox"/>	<input type="checkbox"/> <input type="checkbox"/> <input type="checkbox"/>	<input type="checkbox"/> <input type="checkbox"/> <input type="checkbox"/>	<input type="checkbox"/> <input type="checkbox"/>	108.0#	\$ 1139	\$ 1198	\$ 1348	\$	38	\$	35
	• Unitized all-steel frames provide superior stability and durability															
	• KI's exclusive combination pneumatic lift assist and torsional energy storage system results in a controlled, effortless folding. Also holds tables in a teepee position for easy cleaning															
	• Storage lock standard for added safety															
	• Gravity lock stabilizes tables in the open position and eliminates possibility of tables folding unexpectedly															
	• Safety lock engages in a semi-open position to halt downward opening movement															
	• T-leg design furnishes maximum leg room and seating capacity															
	• Dimensions include overall depth and width of table															
	• Ideal for multi-purpose seating															
			<b>A</b>	<b>B</b>	<b>C</b>	<b>D</b>	<b>E</b>	<b>F</b>								

## HOW TO ORDER

- Indicate the following information on order form:
- Quantity of each item.
  - Model number, including options. See "How To Build a Model Number".
  - Any special service required.

Note:

- The ☐ indicates that a choice is required.
- The absence of the ☐ indicates that no choice is required.
- Alpha-numeric characters in place of ☐ indicate that no other alternatives are available.

## HOW TO BUILD A MODEL NUMBER

- A** Select basic model.

Basic model includes base no. of table with codes for length of table, edge treatment and frame finish.

**B** Select edge style.

<b>BN</b>	- Flat vinyl T-edge
<b>73P</b>	- 3/4" 73P edge
<b>PR</b>	- Perfect edge

**C** Select height.

<b>27</b>	- 27" high
<b>29</b>	- 29" high

**D** Select surface finish.

Refer to the **Product Color Options** page in this price list.

Surface finish offerings are based on edge style selections.

**E** Select surface edge color.

Refer to the **Product Color Options** page in this price list.
- Edge color offerings are based on edge style selections.

**F** Select frame color.

Refer to the **Product Color Options** page in this price list.

(BL) Std-no upcharge, all other colors have \$14 upcharge, see price column for Chrome upcharge

## FINISH INFORMATION

**Additional Laminate Offering**

KI offers laminates beyond those offered in the standard offering. Laminates that are currently available in the program can be viewed in KI product specification tools. Requests to add laminates to the program can be submitted via the product modification request process. Please note, requests to add laminates to the program must include the laminate manufacturer's name, color/pattern number, and finish code. Edge options are limited to standard edge colors. If a matching edge is required, this will need to be requested through the product modification request process and may be subject to additional costs. Due to varying manufacturing processes and quality issues with some laminates, some requests may be denied. Extended lead times and minimum order quantities may apply on orders containing special laminates. Contact the product modification team for questions or additional information regarding special laminates and pricing.

## SPECIAL SERVICES

### Special Carton Marking

With specially marked information      N/C

**Shipping**

Ships **assembled, FOB Green Bay, WI 54302, freight excluded**. Freight class 150.

Specifications and prices are subject to change without prior notice.


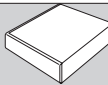
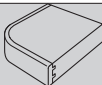

# Uniframe® Tables without Seating (Freight Excluded)

Hexagonal Table



# Uniframe® Tables without Seating (Freight Excluded)

Hexagonal Table

	MODEL	DIA	MODEL NUMBER						Approx. Packaged Weight	 Flat Vinyl T-Edge (BN)	 3/4" 73P Edge (73P)	 Perfect Edge (PR)	Chrome Upcharge add to list price		Laminate Grade 2 add to list price	
			Basic Model	Edge Style	Height	Surface Finish	Edge Color	Frame Color								
 UFHXN	<b>Hexagonal Table - Without Seating</b>	48"	UFHX4	<input type="checkbox"/> <input type="checkbox"/> <input type="checkbox"/>	<input type="checkbox"/> <input type="checkbox"/>	<input type="checkbox"/> <input type="checkbox"/> <input type="checkbox"/>	<input type="checkbox"/> <input type="checkbox"/> <input type="checkbox"/>	<input type="checkbox"/> <input type="checkbox"/>	101.0#	\$ 1265	\$ 1329	\$ 1473	\$ 36		\$ 35	
	• Unitized all-steel frames provide superior stability and durability															
	• KI's exclusive combination pneumatic lift assist and torsional energy storage system results in a controlled, effortless folding. Also holds tables in a teepee position for easy cleaning															
	• Storage lock standard for added safety															
	• Gravity lock stabilizes tables in the open position and eliminates possibility of tables folding unexpectedly															
	• Safety lock engages in a semi-open position to halt downward opening movement															
	• T-leg design furnishes maximum leg room and seating capacity															
	• Dimensions include overall depth and width of table															
	• Ideal for multi-purpose seating															
			<b>A</b>	<b>B</b>	<b>C</b>	<b>D</b>	<b>E</b>	<b>F</b>								

## HOW TO ORDER

- Indicate the following information on order form:
- Quantity of each item.
  - Model number, including options. See "How To Build a Model Number".
  - Any special service required.

- Note:
- The ☐ indicates that a choice is required.
  - The absence of the ☐ indicates that no choice is required.
  - Alpha-numeric characters in place of ☐ indicate that no other alternatives are available.

## HOW TO BUILD A MODEL NUMBER

- A** Select basic model.  
Basic model includes base no. of table with codes for length of table, edge treatment and frame finish.
- B** Select edge style.  
**BN** - Flat vinyl T-edge  
**73P** - 3/4" 73P edge  
**PR** - Perfect edge
- C** Select height.  
**27** - 27" high  
**29** - 29" high
- D** Select surface finish.  
Refer to the **Product Color Options** page in this price list.  
Surface finish offerings are based on edge style selections.
- E** Select surface edge color.  
Refer to the **Product Color Options** page in this price list.

Edge color offerings are based on edge style selections.

- F** Select frame color.  
Refer to the **Product Color Options** page in this price list.  
(BL) Std-no upcharge, all other colors have \$14 upcharge, see price column for Chrome upcharge

## FINISH INFORMATION

**Additional Laminate Offering**  
KI offers laminates beyond those offered in the standard offering. Laminates that are currently available in the program can be viewed in KI product specification tools. Requests to add laminates to the program can be submitted via the product modification request process. Please note, requests to add laminates to the program must include the laminate manufacturer's name, color/pattern number, and finish code. Edge options are limited to standard edge colors. If a matching edge is required, this will need to be requested through the product modification request process and may be subject to additional costs. Due to varying manufacturing processes and quality issues with some laminates, some requests may be denied. Extended lead times and minimum order quantities may apply on orders containing special laminates. Contact the product modification team for questions or additional information regarding special laminates and pricing.

## SPECIAL SERVICES

### Special Carton Marking

With specially marked information      N/C

**Shipping**  
Ships **assembled, FOB Green Bay, WI 54302, freight excluded**. Freight class 150.

Specifications and prices are subject to change without prior notice.


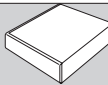
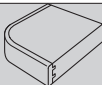

# Uniframe® Tables without Seating (Freight Excluded)

Octagonal Table



# Uniframe® Tables without Seating (Freight Excluded)

Octagonal Table

	MODEL	DIA	MODEL NUMBER						Approx. Packaged Weight	 Flat Vinyl T-Edge (BN)	 3/4" 73P Edge (73P)	 Perfect Edge (PR)	Chrome Upcharge add to list price	Laminate Grade 2 add to list price
			Basic Model	Edge Style	Height	Surface Finish	Edge Color	Frame Color						
 UFOCN	<b>Octagonal Table - Without Seating</b>	60"	UFOC5	<input type="checkbox"/> <input type="checkbox"/> <input type="checkbox"/>	<input type="checkbox"/> <input type="checkbox"/>	<input type="checkbox"/> <input type="checkbox"/> <input type="checkbox"/>	<input type="checkbox"/> <input type="checkbox"/> <input type="checkbox"/>	<input type="checkbox"/> <input type="checkbox"/>	134.0#	\$ 1306	\$ 1370	\$ 1526	\$ 45	\$ 50
	• Unitized all-steel frames provide superior stability and durability													
	• KI's exclusive combination pneumatic lift assist and torsional energy storage system results in a controlled, effortless folding. Also holds tables in a teepee position for easy cleaning													
	• Storage lock standard for added safety													
	• Gravity lock stabilizes tables in the open position and eliminates possibility of tables folding unexpectedly													
	• Safety lock engages in a semi-open position to halt downward opening movement													
	• T-leg design furnishes maximum leg room and seating capacity													
	• Dimensions include overall depth and width of table													
	• Ideal for multi-purpose seating													
			<b>A</b>	<b>B</b>	<b>C</b>	<b>D</b>	<b>E</b>	<b>F</b>						

## HOW TO ORDER

- Indicate the following information on order form:
- Quantity of each item.
  - Model number, including options. See "How To Build a Model Number".
  - Any special service required.

Note:

- The ☐ indicates that a choice is required.
- The absence of the ☐ indicates that no choice is required.
- Alpha-numeric characters in place of ☐ indicate that no other alternatives are available.

## HOW TO BUILD A MODEL NUMBER

- A** Select basic model.  
Basic model includes base no. of table with codes for length of table, edge treatment and frame finish.
- B** Select edge style.  
**BN** - Flat vinyl T-edge  
**73P** - 3/4" 73P edge  
**PR** - Perfect edge
- C** Select height.  
**27** - 27" high  
**29** - 29" high
- D** Select surface finish.  
Refer to the **Product Color Options** page in this price list.  
Surface finish offerings are based on edge style selections.
- E** Select surface edge color.  
Refer to the **Product Color Options** page in this price list.

Edge color offerings are based on edge style selections.

**F** Select frame color.  
Refer to the **Product Color Options** page in this price list.  
(BL) Std-no upcharge, all other colors have \$14 upcharge, see price column for Chrome upcharge

## FINISH INFORMATION

**Additional Laminate Offering**  
KI offers laminates beyond those offered in the standard offering. Laminates that are currently available in the program can be viewed in KI product specification tools. Requests to add laminates to the program can be submitted via the product modification request process. Please note, requests to add laminates to the program must include the laminate manufacturer's name, color/pattern number, and finish code. Edge options are limited to standard edge colors. If a matching edge is required, this will need to be requested through the product modification request process and may be subject to additional costs. Due to varying manufacturing processes and quality issues with some laminates, some requests may be denied. Extended lead times and minimum order quantities may apply on orders containing special laminates. Contact the product modification team for questions or additional information regarding special laminates and pricing.

## SPECIAL SERVICES

### Special Carton Marking

With specially marked information      N/C

**Shipping**  
Ships **assembled, FOB Green Bay, WI 54302, freight excluded**. Freight class 150.

Specifications and prices are subject to change without prior notice.




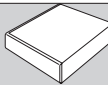
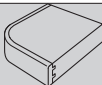

# Uniframe® Tables without Seating (Freight Excluded)

Round Stand-up Height Table



# Uniframe® Tables without Seating (Freight Excluded)

Round Stand-up Height Table

	MODEL	DIA	MODEL NUMBER						Approx. Packaged Weight	 Flat Vinyl T-Edge (BN)	 3/4" 73P Edge (73P)	 Perfect Edge (PR)	Chrome Upcharge add to list price		Laminate Grade 2 add to list price	
			Basic Model	Edge Style	Height	Surface Finish	Edge Color	Frame Color								
 UFRDU	<b>Round Stand-up Height Table - Without Seating</b>	48"	UFSU4	□□□	42	□□□	□□□	□□	109.0#	\$ 1329	\$ 1395	\$ 1531	\$ 33		\$ 35	
		60"	UFSU5	□□□	42	□□□	□□□	□□	129.0#	1398	1467	1596	31		50	
	• Unitized all-steel frames provide superior stability and durability															
	• KI's exclusive combination pneumatic lift assist and torsional energy storage system results in a controlled, effortless folding. Also holds tables in a teepee position for easy cleaning															
	• Storage lock standard for added safety															
	• Gravity lock stabilizes tables in the open position and eliminates possibility of tables folding unexpectedly															
	• Safety lock engages in a semi-open position to halt downward opening movement															
	• T-leg design furnishes maximum leg room and seating capacity															
			<b>A</b>	<b>B</b>	<b>C</b>	<b>D</b>	<b>E</b>	<b>F</b>								

## HOW TO ORDER

- Indicate the following information on order form:
- Quantity of each item.
  - Model number, including options. See "How To Build a Model Number".
  - Any special service required.

Note:

- The □ indicates that a choice is required.
- The absence of the □ indicates that no choice is required.
- Alpha-numeric characters in place of □ indicate that no other alternatives are available.

## HOW TO BUILD A MODEL NUMBER

- A**Select basic model.

Basic model includes base no. of table with codes for length of table, edge treatment and frame finish.
- B**Select edge style.

<b>BN</b>	- Flat vinyl T-edge
<b>73P</b>	- 3/4" 73P edge
<b>PR</b>	- Perfect edge
- C**Select height.

<b>42</b>	- 42" high
-----------	------------
- D**Select surface finish.

Refer to the **Product Color Options** page in this price list.

Surface finish offerings are based on edge style selections.
- E**Select surface edge color.

Refer to the **Product Color Options** page in this price list.

Edge color offerings are based on edge style
- selections.

**F**Select frame color.

Refer to the **Product Color Options** page in this price list.

(BL) Std-no upcharge, all other colors have \$14 upcharge, see price column for Chrome upcharge

## FINISH INFORMATION

**Additional Laminate Offering**

KI offers laminates beyond those offered in the standard offering. Laminates that are currently available in the program can be viewed in KI product specification tools. Requests to add laminates to the program can be submitted via the product modification request process. Please note, requests to add laminates to the program must include the laminate manufacturer's name, color/pattern number, and finish code. Edge options are limited to standard edge colors. If a matching edge is required, this will need to be requested through the product modification request process and may be subject to additional costs. Due to varying manufacturing processes and quality issues with some laminates, some requests may be denied. Extended lead times and minimum order quantities may apply on orders containing special laminates. Contact the product modification team for questions or additional information regarding special laminates and pricing.

## SPECIAL SERVICES

### Special Carton Marking

With specially marked information      N/C

**Shipping**

Ships **assembled, FOB Green Bay, WI 54302, freight excluded**. Freight class 150.

Specifications and prices are subject to change without prior notice.


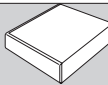
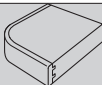
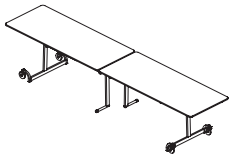
# Uniframe® Tables without Seating (Delivered)

Rectangular Table



# Uniframe® Tables without Seating (Delivered)

Rectangular Table

		MODEL NUMBER						Approx. Packaged Weight	 Flat Vinyl T-Edge (BN)	 3/4" 73P Edge (73P)	 Perfect Edge (PR)	Chrome Upcharge add to list price	Laminate Grade 2 add to list price
		Basic Model	Edge Style	Height	Surface Finish	Edge Color	Frame Color						
 UFRCN	<b>MODEL</b>												
	<b>D x W</b>												
	<b>Rectangular Table - Without Seating</b>	30 x 96"	UFRT08	<input type="checkbox"/> <input type="checkbox"/> <input type="checkbox"/>	<input type="checkbox"/> <input type="checkbox"/>	<input type="checkbox"/> <input type="checkbox"/> <input type="checkbox"/>	<input type="checkbox"/> <input type="checkbox"/> <input type="checkbox"/>	179.0#	\$ 1756	\$ 1843	\$ 1997	\$ 191	\$ 50
	<ul style="list-style-type: none"><li>Unitized all-steel frames provide superior stability and durability</li></ul>	30 x 120"	UFRT10	<input type="checkbox"/> <input type="checkbox"/> <input type="checkbox"/>	<input type="checkbox"/> <input type="checkbox"/>	<input type="checkbox"/> <input type="checkbox"/> <input type="checkbox"/>	<input type="checkbox"/> <input type="checkbox"/> <input type="checkbox"/>	200.0#	1922	2022	2104	107	100
	<ul style="list-style-type: none"><li>KI's exclusive combination pneumatic lift assist and torsional energy storage system results in a controlled, effortless folding. Also holds tables in a teepee position for easy cleaning</li></ul>	30 x 139-1/2"	UFRT12	<input type="checkbox"/> <input type="checkbox"/> <input type="checkbox"/>	<input type="checkbox"/> <input type="checkbox"/>	<input type="checkbox"/> <input type="checkbox"/> <input type="checkbox"/>	<input type="checkbox"/> <input type="checkbox"/> <input type="checkbox"/>	225.0#	2113	2221	2294	90	100
	<ul style="list-style-type: none"><li>Available in 8', 10' and 12' models</li></ul>												
	<ul style="list-style-type: none"><li>Storage lock standard for added safety</li></ul>												
	<ul style="list-style-type: none"><li>Gravity lock stabilizes tables in the open position and eliminates possibility of tables folding unexpectedly</li></ul>												
	<ul style="list-style-type: none"><li>T-leg design furnishes maximum leg room and seating capacity</li></ul>												
	<ul style="list-style-type: none"><li>Listed to applicable UL standards and requirements by Underwriters Laboratories, Inc.</li></ul>												
	<ul style="list-style-type: none"><li>Ideal for multi-purpose seating</li></ul>												
		<b>A</b>	<b>B</b>	<b>C</b>	<b>D</b>	<b>E</b>	<b>F</b>						

## HOW TO ORDER

Indicate the following information on order form:

- Quantity of each item.
- Model number, including options. See "How To Build a Model Number".
- Any special service required.

Note:

- The ☐ indicates that a choice is required.
- The absence of the ☐ indicates that no choice is required.
- Alpha-numeric characters in place of ☐ indicate that no other alternatives are available.

## HOW TO BUILD A MODEL NUMBER

- A**Select basic model.  
Basic model includes base no. of table with codes for length of table, edge treatment and frame finish.
- B**Select edge style.

BN

- Flat vinyl T-edge

73P

- 3/4" 73P edge

PR

- Perfect edge
- C**Select height.

27

- 27" high

29

- 29" high
- D**Select surface finish.  
Refer to the **Product Color Options** page in this price list.  
Surface finish offerings are based on edge style selections.
- E**Select surface edge color.  
Refer to the **Product Color Options** page in this price list.

Edge color offerings are based on edge style selections.

- F**Select frame color.  
Refer to the **Product Color Options** page in this price list.  
(BL) Std-no upcharge, all other colors have \$17 upcharge, see price column for Chrome upcharge

## FINISH INFORMATION

**Additional Laminate Offering**  
KI offers laminates beyond those offered in the standard offering. Laminates that are currently available in the program can be viewed in KI product specification tools. Requests to add laminates to the program can be submitted via the product modification request process. Please note, requests to add laminates to the program must include the laminate manufacturer's name, color/pattern number, and finish code. Edge options are limited to standard edge colors. If a matching edge is required, this will need to be requested through the product modification request process and may be subject to additional costs. Due to varying manufacturing processes and quality issues with some laminates, some requests may be denied. Extended lead times and minimum order quantities may apply on orders containing special laminates. Contact the product modification team for questions or additional information regarding special laminates and pricing.

## SPECIAL SERVICES

### Special Carton Marking

With specially marked information      N/C

**Shipping**  
Ships **assembled, FOB Green Bay, WI 54302, freight prepaid.** Freight class 150.

Specifications and prices are subject to change without prior notice.


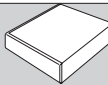
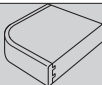

# Uniframe® Tables without Seating (Delivered)

Round Table



# Uniframe® Tables without Seating (Delivered)

Round Table

	MODEL	DIA	MODEL NUMBER						Approx. Packaged Weight	 Flat Vinyl T-Edge (BN)	 3/4" 73P Edge (73P)	 Perfect Edge (PR)	Chrome Upcharge add to list price	Laminate Grade 2 add to list price
			Basic Model	Edge Style	Height	Surface Finish	Edge Color	Frame Color						
 UFRDN	<b>Round Table - Without Seating</b>	48"	UFRD4	<input type="checkbox"/> <input type="checkbox"/> <input type="checkbox"/> <input type="checkbox"/>	<input type="checkbox"/> <input type="checkbox"/>	<input type="checkbox"/> <input type="checkbox"/> <input type="checkbox"/> <input type="checkbox"/>	<input type="checkbox"/> <input type="checkbox"/> <input type="checkbox"/> <input type="checkbox"/>	<input type="checkbox"/> <input type="checkbox"/>	98.0#	\$ 1404	\$ 1474	\$ 1648	\$ 40	\$ 35
	• Unitized all-steel frames provide superior stability and durability	60"	UFRD5	<input type="checkbox"/> <input type="checkbox"/> <input type="checkbox"/> <input type="checkbox"/>	<input type="checkbox"/> <input type="checkbox"/>	<input type="checkbox"/> <input type="checkbox"/> <input type="checkbox"/> <input type="checkbox"/>	<input type="checkbox"/> <input type="checkbox"/> <input type="checkbox"/> <input type="checkbox"/>	<input type="checkbox"/> <input type="checkbox"/>	132.0#	1484	1559	1728	43	50
	• KI's exclusive combination pneumatic lift assist and torsional energy storage system results in a controlled, effortless folding. Also holds tables in a teepee position for easy cleaning	72"	UFRD6	<input type="checkbox"/> <input type="checkbox"/> <input type="checkbox"/> <input type="checkbox"/>	<input type="checkbox"/> <input type="checkbox"/>	<input type="checkbox"/> <input type="checkbox"/> <input type="checkbox"/> <input type="checkbox"/>	<input type="checkbox"/> <input type="checkbox"/> <input type="checkbox"/> <input type="checkbox"/>	<input type="checkbox"/> <input type="checkbox"/>	158.0#	1996	2096	2461	44	100
	• Storage lock standard for added safety													
	• Gravity lock stabilizes tables in the open position and eliminates possibility of tables folding unexpectedly													
	• Safety lock engages in a semi-open position to halt downward opening movement													
	• T-leg design furnishes maximum leg room and seating capacity													
	• Dimensions include overall depth and width of table													
	• Ideal for multi-purpose seating													
			<b>A</b>	<b>B</b>	<b>C</b>	<b>D</b>	<b>E</b>	<b>F</b>						

## HOW TO ORDER

Indicate the following information on order form:

- Quantity of each item.
- Model number, including options. See "How To Build a Model Number".
- Any special service required.

Note:

- The ☐ indicates that a choice is required.
- The absence of the ☐ indicates that no choice is required.
- Alpha-numeric characters in place of ☐ indicate that no other alternatives are available.

## HOW TO BUILD A MODEL NUMBER

- A**Select basic model.  
Basic model includes base no. of table with codes for length of table, edge treatment and frame finish.
- B**Select edge style.

**BN**

- Flat vinyl T-edge

**73P**

- 3/4" 73P edge

**PR**

- Perfect edge
- C**Select height.

**27**

- 27" high

**29**

- 29" high
- D**Select surface finish.  
Refer to the **Product Color Options** page in this price list.  
Surface finish offerings are based on edge style selections.
- E**Select surface edge color.  
Refer to the **Product Color Options** page in this price list.

Edge color offerings are based on edge style selections.

**F**Select frame color.  
Refer to the **Product Color Options** page in this price list.  
(BL) Std-no upcharge, all other colors have \$17 upcharge, see price column for Chrome upcharge

## FINISH INFORMATION

**Additional Laminate Offering**

KI offers laminates beyond those offered in the standard offering. Laminates that are currently available in the program can be viewed in KI product specification tools. Requests to add laminates to the program can be submitted via the product modification request process. Please note, requests to add laminates to the program must include the laminate manufacturer's name, color/pattern number, and finish code. Edge options are limited to standard edge colors. If a matching edge is required, this will need to be requested through the product modification request process and may be subject to additional costs. Due to varying manufacturing processes and quality issues with some laminates, some requests may be denied. Extended lead times and minimum order quantities may apply on orders containing special laminates. Contact the product modification team for questions or additional information regarding special laminates and pricing.

## SPECIAL SERVICES

### Special Carton Marking

With specially marked information      N/C

**Shipping**  
Ships **assembled, FOB Green Bay, WI 54302, freight prepaid.** Freight class 150.

Specifications and prices are subject to change without prior notice.


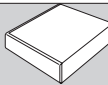
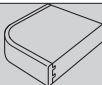

# Uniframe® Tables without Seating (Delivered)

Oval Table



# Uniframe® Tables without Seating (Delivered)

Oval Table

	MODEL	D x L	MODEL NUMBER						Approx. Packaged Weight	 Flat Vinyl T-Edge (BN)	 3/4" 73P Edge (73P)	 Perfect Edge (PR)	Chrome Upcharge add to list price	Laminate Grade 2 add to list price
			Basic Model	Edge Style	Height	Surface Finish	Edge Color	Frame Color						
 UFOVN	<b>Oval Table - Without Seating</b>	60 x 66"	UFOV66	<input type="checkbox"/> <input type="checkbox"/> <input type="checkbox"/>	<input type="checkbox"/> <input type="checkbox"/>	<input type="checkbox"/> <input type="checkbox"/> <input type="checkbox"/>	<input type="checkbox"/> <input type="checkbox"/> <input type="checkbox"/>	<input type="checkbox"/> <input type="checkbox"/>	143.0#	\$ 1752	\$ 1837	\$ 2084	\$ 40	\$ 100
	<ul style="list-style-type: none"><li>• Unitized all-steel frames provide superior stability and durability</li><li>• KI's exclusive combination pneumatic lift assist and torsional energy storage system results in a controlled, effortless folding. Also holds tables in a teepee position for easy cleaning</li><li>• Storage lock standard for added safety</li><li>• Gravity lock stabilizes tables in the open position and eliminates possibility of tables folding unexpectedly</li><li>• Safety lock engages in a semi-open position to halt downward opening movement</li><li>• T-leg design furnishes maximum leg room and seating capacity</li><li>• Dimensions include overall depth and width of table</li><li>• Ideal for multi-purpose seating</li></ul>	60 x 72"	UFOV72	<input type="checkbox"/> <input type="checkbox"/> <input type="checkbox"/>	<input type="checkbox"/> <input type="checkbox"/>	<input type="checkbox"/> <input type="checkbox"/> <input type="checkbox"/>	<input type="checkbox"/> <input type="checkbox"/> <input type="checkbox"/>	<input type="checkbox"/> <input type="checkbox"/>	151.0#	1819	1914	2198	44	100
			<b>A</b>	<b>B</b>	<b>C</b>	<b>D</b>	<b>E</b>	<b>F</b>						

## HOW TO ORDER

- Indicate the following information on order form:
1. Quantity of each item.
  2. Model number, including options. See "How To Build a Model Number".
  3. Any special service required.

Note: • The ☐ indicates that a choice is required.

- The absence of the ☐ indicates that no choice is required.
- Alpha-numeric characters in place of ☐ indicate that no other alternatives are available.

## HOW TO BUILD A MODEL NUMBER

- A** Select basic model.  
Basic model includes base no. of table with codes for length of table, edge treatment and frame finish.
- B** Select edge style.  
**BN** - Flat vinyl T-edge  
**73P** - 3/4" 73P edge  
**PR** - Perfect edge
- C** Select height.  
**27** - 27" high  
**29** - 29" high
- D** Select surface finish.  
Refer to the **Product Color Options** page in this price list.  
Surface finish offerings are based on edge style selections.
- E** Select surface edge color.  
Refer to the **Product Color Options** page in this price list.

Edge color offerings are based on edge style selections.

- F** Select frame color.  
Refer to the **Product Color Options** page in this price list.  
(BL) Std-no upcharge, all other colors have \$17 upcharge, see price column for Chrome upcharge

## FINISH INFORMATION

**Additional Laminate Offering**  
KI offers laminates beyond those offered in the standard offering. Laminates that are currently available in the program can be viewed in KI product specification tools. Requests to add laminates to the program can be submitted via the product modification request process. Please note, requests to add laminates to the program must include the laminate manufacturer's name, color/pattern number, and finish code. Edge options are limited to standard edge colors. If a matching edge is required, this will need to be requested through the product modification request process and may be subject to additional costs. Due to varying manufacturing processes and quality issues with some laminates, some requests may be denied. Extended lead times and minimum order quantities may apply on orders containing special laminates. Contact the product modification team for questions or additional information regarding special laminates and pricing.

## SPECIAL SERVICES

### Special Carton Marking

With specially marked information N/C

**Shipping**  
Ships **assembled, FOB Green Bay, WI 54302, freight prepaid.** Freight class 150.

Specifications and prices are subject to change without prior notice.


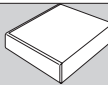
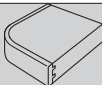

# Uniframe® Tables without Seating (Delivered)

Square Table



# Uniframe® Tables without Seating (Delivered)

Square Table

	MODEL	D x W	MODEL NUMBER						Approx. Packaged Weight	 Flat Vinyl T-Edge (BN)	 3/4" 73P Edge (73P)	 Perfect Edge (PR)	Chrome Upcharge add to list price	Laminate Grade 2 add to list price
			Basic Model	Edge Style	Height	Surface Finish	Edge Color	Frame Color						
 UFSQN	<b>Square Table - Without Seating</b>	48 x 48"	UFSQ4	<input type="checkbox"/> <input type="checkbox"/> <input type="checkbox"/>	<input type="checkbox"/> <input type="checkbox"/>	<input type="checkbox"/> <input type="checkbox"/> <input type="checkbox"/>	<input type="checkbox"/> <input type="checkbox"/> <input type="checkbox"/>	<input type="checkbox"/> <input type="checkbox"/>	108.0#	\$ 1337	\$ 1404	\$ 1582	\$ 46	\$ 35
	• Unitized all-steel frames provide superior stability and durability													
	• KI's exclusive combination pneumatic lift assist and torsional energy storage system results in a controlled, effortless folding. Also holds tables in a teepee position for easy cleaning													
	• Storage lock standard for added safety													
	• Gravity lock stabilizes tables in the open position and eliminates possibility of tables folding unexpectedly													
	• Safety lock engages in a semi-open position to halt downward opening movement													
	• T-leg design furnishes maximum leg room and seating capacity													
	• Dimensions include overall depth and width of table													
	• Ideal for multi-purpose seating													
			<b>A</b>	<b>B</b>	<b>C</b>	<b>D</b>	<b>E</b>	<b>F</b>						

## HOW TO ORDER

Indicate the following information on order form:

- Quantity of each item.
- Model number, including options. See "How To Build a Model Number".
- Any special service required.

Note:

- The ☐ indicates that a choice is required.
- The absence of the ☐ indicates that no choice is required.
- Alpha-numeric characters in place of ☐ indicate that no other alternatives are available.

## HOW TO BUILD A MODEL NUMBER

- A**Select basic model.  
Basic model includes base no. of table with codes for length of table, edge treatment and frame finish.
- B**Select edge style.

**BN**

- Flat vinyl T-edge

**73P**

- 3/4" 73P edge

**PR**

- Perfect edge
- C**Select height.

**27**

- 27" high

**29**

- 29" high
- D**Select surface finish.  
Refer to the **Product Color Options** page in this price list.  
Surface finish offerings are based on edge style selections.
- E**Select surface edge color.  
Refer to the **Product Color Options** page in this price list.

Edge color offerings are based on edge style selections.

**F**Select frame color.  
Refer to the **Product Color Options** page in this price list.  
(BL) Std-no upcharge, all other colors have \$17 upcharge, see price column for Chrome upcharge

## FINISH INFORMATION

**Additional Laminate Offering**

KI offers laminates beyond those offered in the standard offering. Laminates that are currently available in the program can be viewed in KI product specification tools. Requests to add laminates to the program can be submitted via the product modification request process. Please note, requests to add laminates to the program must include the laminate manufacturer's name, color/pattern number, and finish code. Edge options are limited to standard edge colors. If a matching edge is required, this will need to be requested through the product modification request process and may be subject to additional costs. Due to varying manufacturing processes and quality issues with some laminates, some requests may be denied. Extended lead times and minimum order quantities may apply on orders containing special laminates. Contact the product modification team for questions or additional information regarding special laminates and pricing.

## SPECIAL SERVICES

### Special Carton Marking

With specially marked information      N/C

**Shipping**  
Ships **assembled, FOB Green Bay, WI 54302, freight prepaid.** Freight class 150.

Specifications and prices are subject to change without prior notice.


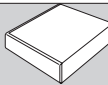
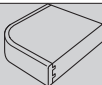

# Uniframe® Tables without Seating (Delivered)

Hexagonal Table



# Uniframe® Tables without Seating (Delivered)

Hexagonal Table

	MODEL	DIA	MODEL NUMBER						Approx. Packaged Weight	 Flat Vinyl T-Edge (BN)	 3/4" 73P Edge (73P)	 Perfect Edge (PR)		Chrome Upcharge add to list price	Laminate Grade 2 add to list price
			Basic Model	Edge Style	Height	Surface Finish	Edge Color	Frame Color							
 UFHXN	<b>Hexagonal Table - Without Seating</b>	48"	UFHX4	<input type="checkbox"/> <input type="checkbox"/> <input type="checkbox"/>	<input type="checkbox"/> <input type="checkbox"/>	<input type="checkbox"/> <input type="checkbox"/> <input type="checkbox"/>	<input type="checkbox"/> <input type="checkbox"/> <input type="checkbox"/>	<input type="checkbox"/> <input type="checkbox"/>	101.0#	\$ 1484	\$ 1559	\$ 1728		\$ 43	\$ 35
	• Unitized all-steel frames provide superior stability and durability														
	• KI's exclusive combination pneumatic lift assist and torsional energy storage system results in a controlled, effortless folding. Also holds tables in a teepee position for easy cleaning														
	• Storage lock standard for added safety														
	• Gravity lock stabilizes tables in the open position and eliminates possibility of tables folding unexpectedly														
	• Safety lock engages in a semi-open position to halt downward opening movement														
	• T-leg design furnishes maximum leg room and seating capacity														
	• Dimensions include overall depth and width of table														
	• Ideal for multi-purpose seating														
			<b>A</b>	<b>B</b>	<b>C</b>	<b>D</b>	<b>E</b>	<b>F</b>							

## HOW TO ORDER

- Indicate the following information on order form:
- Quantity of each item.
  - Model number, including options. See "How To Build a Model Number".
  - Any special service required.

- Note:
- The ☐ indicates that a choice is required.
  - The absence of the ☐ indicates that no choice is required.
  - Alpha-numeric characters in place of ☐ indicate that no other alternatives are available.

## HOW TO BUILD A MODEL NUMBER

- A** Select basic model.  
Basic model includes base no. of table with codes for length of table, edge treatment and frame finish.
- B** Select edge style.  
**BN** - Flat vinyl T-edge  
**73P** - 3/4" 73P edge  
**PR** - Perfect edge
- C** Select height.  
**27** - 27" high  
**29** - 29" high
- D** Select surface finish.  
Refer to the **Product Color Options** page in this price list.  
Surface finish offerings are based on edge style selections.
- E** Select surface edge color.  
Refer to the **Product Color Options** page in this price list.

Edge color offerings are based on edge style selections.

**F** Select frame color.  
Refer to the **Product Color Options** page in this price list.  
(BL) Std-no upcharge, all other colors have \$17 upcharge, see price column for Chrome upcharge

## FINISH INFORMATION

**Additional Laminate Offering**  
KI offers laminates beyond those offered in the standard offering. Laminates that are currently available in the program can be viewed in KI product specification tools. Requests to add laminates to the program can be submitted via the product modification request process. Please note, requests to add laminates to the program must include the laminate manufacturer's name, color/pattern number, and finish code. Edge options are limited to standard edge colors. If a matching edge is required, this will need to be requested through the product modification request process and may be subject to additional costs. Due to varying manufacturing processes and quality issues with some laminates, some requests may be denied. Extended lead times and minimum order quantities may apply on orders containing special laminates. Contact the product modification team for questions or additional information regarding special laminates and pricing.

## SPECIAL SERVICES

### Special Carton Marking

With specially marked information      N/C

**Shipping**  
Ships **assembled, FOB Green Bay, WI 54302, freight prepaid.** Freight class 150.

Specifications and prices are subject to change without prior notice.


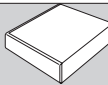
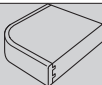

# Uniframe® Tables without Seating (Delivered)

Octagonal Table



# Uniframe® Tables without Seating (Delivered)

Octagonal Table

	MODEL	DIA	MODEL NUMBER						Approx. Packaged Weight	 Flat Vinyl T-Edge (BN)	 3/4" 73P Edge (73P)	 Perfect Edge (PR)	Chrome Upcharge add to list price	Laminate Grade 2 add to list price
			Basic Model	Edge Style	Height	Surface Finish	Edge Color	Frame Color						
 UFOCN	<b>Octagonal Table - Without Seating</b>	60"	UFOC5	<input type="checkbox"/> <input type="checkbox"/> <input type="checkbox"/>	<input type="checkbox"/> <input type="checkbox"/>	<input type="checkbox"/> <input type="checkbox"/> <input type="checkbox"/>	<input type="checkbox"/> <input type="checkbox"/> <input type="checkbox"/>	<input type="checkbox"/> <input type="checkbox"/>	134.0#	\$ 1531	\$ 1608	\$ 1787	\$ 53	\$ 50
	• Unitized all-steel frames provide superior stability and durability													
	• KI's exclusive combination pneumatic lift assist and torsional energy storage system results in a controlled, effortless folding. Also holds tables in a teepee position for easy cleaning													
	• Storage lock standard for added safety													
	• Gravity lock stabilizes tables in the open position and eliminates possibility of tables folding unexpectedly													
	• Safety lock engages in a semi-open position to halt downward opening movement													
	• T-leg design furnishes maximum leg room and seating capacity													
	• Dimensions include overall depth and width of table													
	• Ideal for multi-purpose seating													
			<b>A</b>	<b>B</b>	<b>C</b>	<b>D</b>	<b>E</b>	<b>F</b>						

## HOW TO ORDER

- Indicate the following information on order form:
- Quantity of each item.
  - Model number, including options. See "How To Build a Model Number".
  - Any special service required.

Note:

- The ☐ indicates that a choice is required.
- The absence of the ☐ indicates that no choice is required.
- Alpha-numeric characters in place of ☐ indicate that no other alternatives are available.

## HOW TO BUILD A MODEL NUMBER

- A** Select basic model.  
Basic model includes base no. of table with codes for length of table, edge treatment and frame finish.
- B** Select edge style.  
**BN** - Flat vinyl T-edge  
**73P** - 3/4" 73P edge  
**PR** - Perfect edge
- C** Select height.  
**27** - 27" high  
**29** - 29" high
- D** Select surface finish.  
Refer to the **Product Color Options** page in this price list.  
Surface finish offerings are based on edge style selections.
- E** Select surface edge color.  
Refer to the **Product Color Options** page in this price list.

Edge color offerings are based on edge style selections.

**F** Select frame color.  
Refer to the **Product Color Options** page in this price list.  
(BL) Std-no upcharge, all other colors have \$17 upcharge, see price column for Chrome upcharge

## FINISH INFORMATION

**Additional Laminate Offering**  
KI offers laminates beyond those offered in the standard offering. Laminates that are currently available in the program can be viewed in KI product specification tools. Requests to add laminates to the program can be submitted via the product modification request process. Please note, requests to add laminates to the program must include the laminate manufacturer's name, color/pattern number, and finish code. Edge options are limited to standard edge colors. If a matching edge is required, this will need to be requested through the product modification request process and may be subject to additional costs. Due to varying manufacturing processes and quality issues with some laminates, some requests may be denied. Extended lead times and minimum order quantities may apply on orders containing special laminates. Contact the product modification team for questions or additional information regarding special laminates and pricing.

## SPECIAL SERVICES

### Special Carton Marking

With specially marked information      N/C

**Shipping**  
Ships **assembled, FOB Green Bay, WI 54302, freight prepaid.** Freight class 150.

Specifications and prices are subject to change without prior notice.




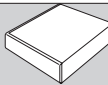
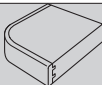

# Uniframe® Tables without Seating (Delivered)

Round Stand-up Height Table



# Uniframe® Tables without Seating (Delivered)

Round Stand-up Height Table

	MODEL	DIA	MODEL NUMBER						Approx. Packaged Weight	 Flat Vinyl T-Edge (BN)	 3/4" 73P Edge (73P)	 Perfect Edge (PR)	Chrome Upcharge add to list price	Laminate Grade 2 add to list price
			Basic Model	Edge Style	Height	Surface Finish	Edge Color	Frame Color						
 UFRDU	Round Stand-up Height Table - Without Seating	48"	UFSU4	□□□	42	□□□	□□□	□□	109.0#	\$ 1559	\$ 1638	\$ 1793	\$ 40	\$ 35
		60"	UFSU5	□□□	42	□□□	□□□	□□	129.0#	1640	1723	1871	37	50
	• Unitized all-steel frames provide superior stability and durability													
	• KI's exclusive combination pneumatic lift assist and torsional energy storage system results in a controlled, effortless folding. Also holds tables in a teepee position for easy cleaning													
	• Storage lock standard for added safety													
	• Gravity lock stabilizes tables in the open position and eliminates possibility of tables folding unexpectedly													
	• Safety lock engages in a semi-open position to halt downward opening movement													
	• T-leg design furnishes maximum leg room and seating capacity													
			<b>A</b>	<b>B</b>	<b>C</b>	<b>D</b>	<b>E</b>	<b>F</b>						

## HOW TO ORDER

- Indicate the following information on order form:
- Quantity of each item.
  - Model number, including options. See "How To Build a Model Number".
  - Any special service required.

Note:

- The □ indicates that a choice is required.
- The absence of the □ indicates that no choice is required.
- Alpha-numeric characters in place of □ indicate that no other alternatives are available.

## HOW TO BUILD A MODEL NUMBER

- A** Select basic model.  
Basic model includes base no. of table with codes for length of table, edge treatment and frame finish.

**B** Select edge style.  
**BN** - Flat vinyl T-edge  
**73P** - 3/4" 73P edge  
**PR** - Perfect edge

**C** Select height.  
**42** - 42" high

**D** Select surface finish.  
Refer to the **Product Color Options** page in this price list.  
Surface finish offerings are based on edge style selections.

**E** Select surface edge color.  
Refer to the **Product Color Options** page in this price list.  
Edge color offerings are based on edge style
- selections.

**F** Select frame color.  
Refer to the **Product Color Options** page in this price list.  
(BL) Std-no upcharge, all other colors have \$17 upcharge, see price column for Chrome upcharge

## FINISH INFORMATION

**Additional Laminate Offering**  
KI offers laminates beyond those offered in the standard offering. Laminates that are currently available in the program can be viewed in KI product specification tools. Requests to add laminates to the program can be submitted via the product modification request process. Please note, requests to add laminates to the program must include the laminate manufacturer's name, color/pattern number, and finish code. Edge options are limited to standard edge colors. If a matching edge is required, this will need to be requested through the product modification request process and may be subject to additional costs. Due to varying manufacturing processes and quality issues with some laminates, some requests may be denied. Extended lead times and minimum order quantities may apply on orders containing special laminates. Contact the product modification team for questions or additional information regarding special laminates and pricing.

## SPECIAL SERVICES

### Special Carton Marking

With specially marked information      N/C

**Shipping**  
Ships **assembled, FOB Green Bay, WI 54302, freight prepaid.** Freight class 150.

Specifications and prices are subject to change without prior notice.

# Uniframe® Wheelchair Accessible Tables with Seating

General Information



# Uniframe® Wheelchair Accessible Tables with Seating

General Information



Wheelchair Accessible Tables w/Benches (WAUF12BE)



Wheelchair Accessible Tables w/Stools (WAUF126)


Features		
Solid core top	•	•
High-pressure laminate surface	•	•
Bullnose edge	•	•
73P edge	•	•
Perfect edge	•	•
31-3/4" height	•	•



Bullnose Edge



73P Edge



Perfect Edge

## SPECIFICATIONS

### Lift Mechanism

Tables fold and open in one fluid motion, assisted by a combination of pneumatic cylinders and a torsional energy storage system. This combination ensures safety and ease of use through a controlled, effortless operation. Table stays in a teepee position for easy handling. Torsion-bar-on-ly assists or spring assists are not to be used.

### Tops and Benches

Table tops and benches are solid core warp-resistant construction. Center core is 5/8" thick 45# high-density particleboard. A .040 high-pressure laminate face is used for the top surface with a balanced high-pressure laminate backer for the bottom surface. Table tops are attached to the table frame with deep thread screws; expansion rivets are not to be used. Corners have a 1-1/2" radius.

### Benches

Bench supports are robotically welded steel

construction of 14-gauge tubular frame with 6" square, heavy-duty 11-gauge steel plates welded to uprights. Benches are secured to steel plates with deep thread screws. There shall be three plates for each full bench. No field assembly required.

### Stools

Stool supports are robotically welded steel construction consisting of a 14-gauge tubular frame with 6" square, heavy-duty 11-gauge steel plates welded to uprights. Poly stools are attached to the steel plate with deep thread screws. Thermoset hard plastic stools are attached with carriage bolts. No field assembly required.

Stools are one of the following:

A. Poly: High-impact polypropylene stools of heavy-duty construction with ribs to reinforce points of stress. Edges are rolled for comfort and strength. Front is textured and color permeates stool. White marks may occur on the stool top at attachment points but do not alter the structural integrity of the table or stool. Stool is 13" diameter.

B. Thermoset Hard Plastic: Highly durable thermoset hard plastic stool seats of molded melamine and wood flour mixture are available. Seats are scratch resistant with color permeating through seat. Stool is 13" diameter.

### Edges

Table top and bench edges are finished in one of the following:

A. Bullnose edge: (Flat vinyl T-edge) Edges are banded with an abrasion-resistant black vinyl bullnose molding. The barbed "T" design is inserted into a routed groove in the solid particleboard top and held in place with nails driven from the underside, spaced approximately 8-10" apart.

B. 73P Edge: Edges are banded with a 2mm flat polypropylene edge banding that is chemically bonded to the table or bench core.

C. Perfect edge: Made of 1/4" thick by 3/4" high cast black polyurethane. The Perfect Edge is mechanically and chemically bonded to the table core

and chemically bonded to the laminate surface edge, providing a superior, permanently sealed barrier to moisture, dirt and bacteria penetration.

### Frames

Table frames are fabricated using a welded unitized construction, integrating all structural steel members into a self-supporting unit. The table top support apron is 11-gauge channel steel, pierced to securely anchor the tops. End leg and center leg assemblies are robotically wire-welded. Horizontal and vertical tubing is 1-1/4" OD 14-gauge steel. Hinge plates are 7-gauge steel. Stretcher bars are 3/4" x 1-1/2" 14-gauge oval steel tubing. All legs operate from the unitized frame, not the table top.

### Frame Finish

Frame finish is one of the following:

A. Powder-Coated Finish: Epoxy powder coating is electrostatically applied. The dry coating is fused and cured in a baking oven to form a smooth, continuous film. Finish is chemical-resistant, hard, tough and chip/mar-resistant.

Standard finish is black.

B. Chrome Finish: Bright and semi-bright duplex nickel chrome is applied to the frame in a twenty-two step process, creating a superior surface finish that is extremely resistant to staining, scuffing, scratching and corrosion.

### Locks

Gravity lock constructed of 3/8" solid steel rods engages automatically into slots in apron hinge, eliminating the possibility of folding unexpectedly. KI's exclusive storage lock is gravity operated for automatic engagement and semi-concealed to prevent accidental release. Release of gravity and storage locks is possible from either side of the table.

### Casters

Large 4" diameter heavy-duty hard rubber swivel casters provide easy and safe maneuverability. When the table is in use, casters lift off the floor to prevent table from rolling. To avoid tripping hazards, casters do not extend beyond the end of the bench unit or outermost stool when in the

open position. Tamper-resistant caster covers are used to prevent the trapping of dirt, dust or food. Casters are self-lubricating.

### Glides

For increased surface area and durability, non-marring 1.25" x 12" glides made of nylon plastic material are standard. Set of four per table.

### General

Tables ship fully assembled. Tables are listed with Underwriters Laboratories in compliance with testing for public safety (Mobile Folding Tables).

## INFORMATION

### Warranty

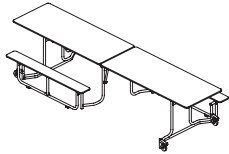

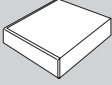
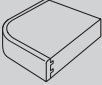
Refer to KI Terms & Conditions document or visit [ki.com](http://ki.com)

# Uniframe® Wheelchair Accessible Tables with Seating (Freight Excluded)

Rectangular Table with Benches

# KI Uniframe® Wheelchair Accessible Tables with Seating (Freight Excluded)

Rectangular Table with Benches

		MODEL NUMBER													
		Basic Model	Edge Style	Height	Surface Finish	Edge Color	Bench Surface	Bench Edge Color	Frame Color						
 UWRCB	<b>MODEL</b>														
	<b>D x W</b>														
	<b>Wheelchair Accessible Rectangular Table with Benches</b>	WAUF12BE	□□□	31	□□□	□□□	□□□□	□□□□	□□	Approx. Packaged Weight	 Flat Vinyl T-Edge (BN)	 3/4" 73P Edge (73P)	 Perfect Edge (PR)	Chrome Upcharge add to list price	Laminate Grade 2 add to list price
	<ul style="list-style-type: none"><li>• Height to top of surface is 31-3/4"</li><li>• 31" clearance from floor to underside of table</li><li>• Full bench</li><li>• Storage lock standard for added safety</li><li>• Gravity lock stabilizes tables in the open position and eliminates possibility of tables folding unexpectedly</li><li>• Listed to applicable UL standards and requirements Underwriters Laboratories, Inc</li><li>• Dimensions include overall depth and width of table and seating</li></ul>									309.0#	\$ 2482	\$ 2736	\$ 3036	\$ 175	\$ 100
		<b>A</b>	<b>B</b>	<b>C</b>	<b>D</b>	<b>E</b>	<b>F</b>	<b>G</b>	<b>H</b>						

## HOW TO ORDER

Indicate the following information on order form:

- Quantity of each item.
- Model number, including options. See "How To Build a Model Number".
- Any special service required.

Note:

- The □ indicates that a choice is required.
- The absence of the □ indicates that no choice is required.
- Alpha-numeric characters in place of □ indicate that no other alternatives are available.

## HOW TO BUILD A MODEL NUMBER

- A**Select basic model.  
Basic model includes base no. of table with codes for length of table, edge treatment and frame finish.

**B**Select edge style.  
**BN** - Flat vinyl T-edge  
**73P** - 3/4" 73P edge  
**PR** - Perfect edge

**C**Select height.  
**31** - 31" high

**D**Select surface finish.  
Refer to the **Product Color Options** page in this price list.  
Surface finish offerings are based on edge style selections.

**E**Select surface edge color.  
Refer to the **Product Color Options** page in this price list.  
Edge color offerings are based on edge style
- selections.

**F**Select bench surface.  
Refer to the **Product Color Options** page in this price list.

**G**Select bench edge color.  
Refer to the **Product Color Options** page in this price list.  
Edge color offerings are based on edge style selections.

**H**Select frame color.  
Refer to the **Product Color Options** page in this price list.  
(BL) Std-no upcharge, all other colors have \$14 upcharge, see price column for Chrome upcharge

## FINISH INFORMATION

**Additional Laminate Offering**

KI offers laminates beyond those offered in the standard offering. Laminates that are currently available in the program can be viewed in KI product specification tools. Requests to add laminates to the program can be submitted via the product modification request process. Please note, requests to add laminates to the program must include the laminate manufacturer's name, color/pattern number, and finish code. Edge options are limited to standard edge colors. If a matching edge is required, this will need to be requested through the product modification request process and may be subject to additional costs. Due to varying manufacturing processes and quality issues with some laminates, some requests may be denied. Extended lead times and minimum order quantities may apply on orders containing special laminates. Contact the product modification team for questions or additional information regarding special laminates and pricing.

## SPECIAL SERVICES

### Special Carton Marking

With specially marked information N/C

**Shipping**  
Ships **assembled, FOB Green Bay, WI 54302, freight excluded**. Freight class 200.


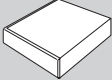
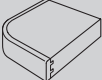
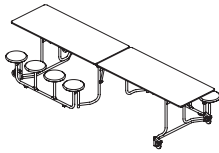
Specifications and prices are subject to change without prior notice.

# Uniframe® Wheelchair Accessible Tables with Seating (Freight Excluded)

Rectangular Table with Stool Seats

# Uniframe® Wheelchair Accessible Tables with Seating (Freight Excluded)

Rectangular Table with Stool Seats

		MODEL NUMBER													
		Basic Model	Edge Style	Height	Surface Finish	Edge Color	Stool Color	Frame Color						Chrome Upcharge add to list price	Laminate Grade 2 add to list price
MODEL	D x W								Approx. Packaged Weight	Flat Vinyl T-Edge (BN)	3/4" 73P Edge (73P)	Perfect Edge (PR)			
 UWRCP	<b>WA Rectangular Table with Stool Seats - Polypropylene</b>	60-1/2 x 139-1/2"	WAUF126/PY	<input type="checkbox"/> <input type="checkbox"/> <input type="checkbox"/>	31	<input type="checkbox"/> <input type="checkbox"/> <input type="checkbox"/>	<input type="checkbox"/> <input type="checkbox"/> <input type="checkbox"/>	<input type="checkbox"/> <input type="checkbox"/> <input type="checkbox"/> <input type="checkbox"/>	<input type="checkbox"/> <input type="checkbox"/>	312.0#	\$ 2846	\$ 2990	\$ 3135	\$ 199	\$ 100
		60-1/2 x 139-1/2"	WAUF128/PY	<input type="checkbox"/> <input type="checkbox"/> <input type="checkbox"/>	31	<input type="checkbox"/> <input type="checkbox"/> <input type="checkbox"/>	<input type="checkbox"/> <input type="checkbox"/> <input type="checkbox"/>	<input type="checkbox"/> <input type="checkbox"/> <input type="checkbox"/> <input type="checkbox"/>	<input type="checkbox"/> <input type="checkbox"/>	316.0#	2949	3095	3245	199	100
	• Height to top of surface is 31-3/4"														
	• 31" clearance from floor to underside of table														
	• Polypropylene stool seats														
	• Storage lock standard for added safety														
	• Gravity lock stabilizes tables in the open position and eliminates possibility of tables folding unexpectedly														
	• Listed to applicable UL standards and requirements Underwriters Laboratories, Inc														
	• Dimensions include overall depth and width of table and seating														
			<b>A</b>	<b>B</b>	<b>C</b>	<b>D</b>	<b>E</b>	<b>F</b>	<b>G</b>						

## HOW TO ORDER

Indicate the following information on order form:

- Quantity of each item.
- Model number, including options. See "How To Build a Model Number".
- Any special service required.

Note:

- The ☐ indicates that a choice is required.
- The absence of the ☐ indicates that no choice is required.
- Alpha-numeric characters in place of ☐ indicate that no other alternatives are available.

## HOW TO BUILD A MODEL NUMBER

- A**Select basic model.  
Basic model includes base no. of table with codes for length of table, edge treatment and frame finish.
- B**Select edge style.

BN

- Flat vinyl T-edge

73P

- 3/4" 73P edge

PR

- Perfect edge
- C**Select height.

31

- 31" high
- D**Select surface finish.  
Refer to the **Product Color Options** page in this price list.  
Surface finish offerings are based on edge style selections.
- E**Select surface edge color.  
Refer to the **Product Color Options** page in this price list.  
Edge color offerings are based on edge style selections.
- F**Select stool color - Polypropylene (PY).  
Refer to the **Product Color Options** page in this price list.
- G**Select frame color.  
Refer to the **Product Color Options** page in this price list.  
(BL) Std-no upcharge, all other colors have \$14 upcharge, see price column for Chrome upcharge

## INFORMATION

**Polypropylene Stool**  
High-impact polypropylene stools of heavy-duty construction, with ribs, reinforce points of stress. Edges are rolled for comfort and strength. Front is textured and color permeates stool. White marks may occur on the stool top at attachment points but do not alter the structural integrity of the table or stool. Stool is 13" diameter and fastens with screws.

## FINISH INFORMATION

**Additional Laminate Offering**  
KI offers laminates beyond those offered in the standard offering. Laminates that are currently available in the program can be viewed in KI product specification tools. Requests to add laminates to the program can be submitted via the product modification request process. Please note, requests to add laminates to the program must include the laminate manufacturer's name, color/pattern number, and finish code. Edge options are limited to standard edge colors. If a matching edge is required, this will need to be requested through the product modification request process and may be subject to additional costs. Due to varying manufacturing processes and quality issues with some laminates, some requests may be denied. Extended lead times and minimum order quantities may apply on orders containing special laminates. Contact the product modification team for questions or additional information regarding special laminates and pricing.

## SPECIAL SERVICES

### Special Carton Marking

With specially marked information      N/C

**Shipping**  
Ships **assembled, FOB Green Bay, WI 54302, freight excluded**. Freight class 200.

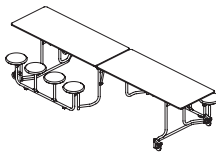
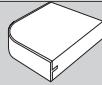
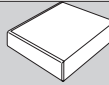
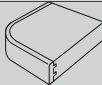
Specifications and prices are subject to change without prior notice.

# Uniframe® Wheelchair Accessible Tables with Seating (Freight Excluded)

Rectangular Table with Stool Seats

# Uniframe® Wheelchair Accessible Tables with Seating (Freight Excluded)

Rectangular Table with Stool Seats

			MODEL NUMBER															
			Basic Model	Edge Style	Height	Surface Finish	Edge Color	Stool Color	Frame Color									
 UWRCT	<b>WA Rectangular Table w/Stools - Thermo-set Hard Plastic</b> <ul style="list-style-type: none"><li>• Height to top of surface is 31-3/4"</li><li>• 31" clearance from floor to underside of table</li><li>• Thermo-set Hard Plastic stool seats</li><li>• Storage lock standard for added safety</li><li>• Gravity lock stabilizes tables in the open position and eliminates possibility of tables folding unexpectedly</li><li>• Listed to applicable UL standards and requirements Underwriters Laboratories, Inc</li><li>• Dimensions include overall depth and width of table and seating</li></ul>	60-1/2 x 139-1/2"	WAUF126/CX	□□□	31	□□□	□□□	□□□	□□		Approx. Packaged Weight	Flat Vinyl T-Edge (BN)		3/4" 73P Edge (73P)		Perfect Edge (PR)	Chrome Upcharge add to list price	Laminate Grade 2 add to list price
		60-1/2 x 139-1/2"	WAUF128/CX	□□□	31	□□□	□□□	□□□	□□		312.0#	\$ 2972		\$ 3121		\$ 3264	\$ 199	\$ 100
											316.0#	3125		3284		3422	199	100
			<b>A</b>	<b>B</b>	<b>C</b>	<b>D</b>	<b>E</b>	<b>F</b>	<b>G</b>									


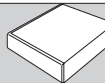
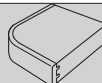
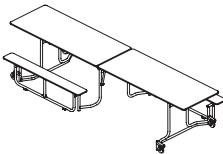
# Uniframe® Wheelchair Accessible Tables with Seating (Delivered)

Rectangular Table with Benches



# Uniframe® Wheelchair Accessible Tables with Seating (Delivered)

Rectangular Table with Benches

		MODEL NUMBER														
		Basic Model	Edge Style	Height	Surface Finish	Edge Color	Bench Surface	Bench Edge Color	Frame Color					Chrome Upcharge add to list price	Laminate Grade 2 add to list price	
MODEL	D x W									Approx. Packaged Weight	Flat Vinyl T-Edge (BN)	3/4" 73P Edge (73P)	Perfect Edge (PR)			
 UWRCB	<b>Wheelchair Accessible Rectangular Table with Benches</b>	56-1/2 x 139-1/2"	WAUF12BE	□□□	31	□□□	□□□	□□□□	□□□□	□□	309.0#	\$ 2911	\$ 3210	\$ 3560	\$ 206	\$ 100
	• Height to top of surface is 31-3/4"															
	• 31" clearance from floor to underside of table															
	• Full bench															
	• Storage lock standard for added safety															
	• Gravity lock stabilizes tables in the open position and eliminates possibility of tables folding unexpectedly															
	• Listed to applicable UL standards and requirements Underwriters Laboratories, Inc															
	• Dimensions include overall depth and width of table and seating															
		<b>A</b>	<b>B</b>	<b>C</b>	<b>D</b>	<b>E</b>	<b>F</b>	<b>G</b>	<b>H</b>							

## HOW TO ORDER

Indicate the following information on order form:

1. Quantity of each item.
2. Model number, including options. See "How To Build a Model Number".
3. Any special service required.

Note:

- The □ indicates that a choice is required.
- The absence of the □ indicates that no choice is required.
- Alpha-numeric characters in place of □ indicate that no other alternatives are available.

## HOW TO BUILD A MODEL NUMBER

**A**Select basic model.  
Basic model includes base no. of table with codes for length of table, edge treatment and frame finish.

**B**Select edge style.  
**BN** - Flat vinyl T-edge  
**73P** - 3/4" 73P edge  
**PR** - Perfect edge

**C**Select height.  
**31** - 31" high

**D**Select surface finish.  
Refer to the **Product Color Options** page in this price list.  
Surface finish offerings are based on edge style selections.

**E**Select surface edge color.  
Refer to the **Product Color Options** page in this price list.  
Edge color offerings are based on edge style

selections.

**F**Select bench surface.  
Refer to the **Product Color Options** page in this price list.

**G**Select bench edge color.  
Refer to the **Product Color Options** page in this price list.  
Edge color offerings are based on edge style selections.

**H**Select frame color.  
Refer to the **Product Color Options** page in this price list.  
(BL) Std-no upcharge, all other colors have \$17 upcharge, see price column for Chrome upcharge

## FINISH INFORMATION

**Additional Laminate Offering**

KI offers laminates beyond those offered in the standard offering. Laminates that are currently available in the program can be viewed in KI product specification tools. Requests to add laminates to the program can be submitted via the product modification request process. Please note, requests to add laminates to the program must include the laminate manufacturer's name, color/pattern number, and finish code. Edge options are limited to standard edge colors. If a matching edge is required, this will need to be requested through the product modification request process and may be subject to additional costs. Due to varying manufacturing processes and quality issues with some laminates, some requests may be denied. Extended lead times and minimum order quantities may apply on orders containing special laminates. Contact the product modification team for questions or additional information regarding special laminates and pricing.

## SPECIAL SERVICES

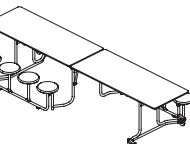
### Special Carton Marking

With specially marked information N/C

**Shipping**  
Ships **assembled, FOB Green Bay, WI 54302, freight prepaid.** Freight class 200.

Specifications and prices are subject to change without prior notice.



		MODEL NUMBER													
		Basic Model	Edge Style	Height	Surface Finish	Edge Color	Stool Color	Frame Color							
MODEL	D x W														
 UWRCP	<b>WA Rectangular Table with Stool Seats - Polypropylene</b>	60-1/2 x 139-1/2"	WAUF126/PY	□□□	31	□□□	□□□	□□□□	□□						
		60-1/2 x 139-1/2"	WAUF128/PY	□□□	31	□□□	□□□	□□□□	□□						
			<b>A</b>	<b>B</b>	<b>C</b>	<b>D</b>	<b>E</b>	<b>F</b>	<b>G</b>						

Specifications and prices are subject to change without prior notice.


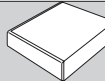
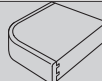
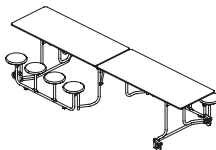
# Uniframe® Wheelchair Accessible Tables with Seating (Delivered)

Rectangular Table with Stool Seats



# Uniframe® Wheelchair Accessible Tables with Seating (Delivered)

Rectangular Table with Stool Seats

		MODEL NUMBER														
		Basic Model	Edge Style	Height	Surface Finish	Edge Color	Stool Color	Frame Color					Chrome Upcharge add to list price	Laminate Grade 2 add to list price		
 UWRCT	<b>MODEL</b>	<b>D x W</b>														
	<b>WA Rectangular Table w/Stools - Thermoset Hard Plastic</b> <ul style="list-style-type: none"><li>• Height to top of surface is 31-3/4"</li><li>• 31" clearance from floor to underside of table</li><li>• Thermoset Hard Plastic stool seats</li><li>• Storage lock standard for added safety</li><li>• Gravity lock stabilizes tables in the open position and eliminates possibility of tables folding unexpectedly</li><li>• Listed to applicable UL standards and requirements Underwriters Laboratories, Inc</li><li>• Dimensions include overall depth and width of table and seating</li></ul>	60-1/2 x 139-1/2"	WAUF126/CX	□□□	31	□□□	□□□	□□□	□□	Approx. Packaged Weight	Flat Vinyl T-Edge (BN)	3/4" 73P Edge (73P)	Perfect Edge (PR)	Chrome Upcharge add to list price	Laminate Grade 2 add to list price	
		60-1/2 x 139-1/2"	WAUF128/CX	□□□	31	□□□	□□□	□□□	□□	312.0#	\$ 3487	\$ 3661	\$ 3827	\$ 235	\$ 100	
										316.0#	3665	3851	4012	235	100	

# Uniframe® Wheelchair Accessible Tables without Seating

General Information



# Uniframe® Wheelchair Accessible Tables without Seating

General Information



WA Rectangular Table  
(WAUFRT12)




WA Round Table  
(WAUFRD5)




WA Oval Table  
(WAUFOV66)


Features			
Solid core top	•	•	•
High-pressure laminate surface	•	•	•
Bullnose edge	•	•	•
73P Edge	•	•	•
Perfect Edge	•	•	•
31-3/4" height	•	•	•



Bullnose Edge



73P Edge



Perfect Edge



T-Style Leg



WA Square Table  
(WAUFSQ4)



WA Hexagonal Table  
(WAUFHX4)



WA Octagonal Table  
(WAUFOC5)

Features			
Solid core top	•	•	•
High-pressure laminate surface	•	•	•
Bullnose edge	•	•	•
73P Edge	•	•	•
Perfect Edge	•	•	•
31-3/4" height	•	•	•

## SPECIFICATIONS

### Lift Mechanism

Rectangular tables fold and open in one fluid motion, assisted by a torsional energy storage system. This ensures safety and ease of use through a controlled, effortless operation. Table stays in a teepee position for easy handling.

Shaped tables fold in one fluid motion without pneumatic or torsional energy assistance. Safety lock engages in the semi-open position to halt downward movement. Safety lock can be released from either side of the table.

### Tops

Table tops are of solid core warp-resistant construction. Center core is 5/8" thick 45# high-density particleboard. A .040 high-pressure laminate face is used for the top surface with a balanced high-pressure laminate backer for the bottom surface. Table tops are attached to the table frame with deep thread screws; expansion rivets are not to be used. Corners have a 1-1/2" radius.

### Edges

Table top and bench edges are finished in one of the following:

A. Bullnose edge: (Flat vinyl T-edge) Edges are banded with an abrasion-resistant black vinyl bull-nose molding. The barbed "T" design is inserted into a routed groove in the solid particleboard top and held in place with nails driven from the underside, spaced approximately 8-10" apart.

B. 73P Edge: Edges are banded with a 2mm flat polypropylene edge banding that is chemically bonded to the table or bench core.

C. Perfect Edge: Made of 1/4" thick by 3/4" high cast black polyurethane. The Perfect Edge is mechanically and chemically bonded to the table core and chemically bonded to the laminate surface edge, providing a superior, permanently sealed barrier to moisture, dirt and bacteria penetration.

### Frames for Rectangular Tables without Seating

Table frames are fabricated using a welded

unitized construction, integrating all structural steel members into a self-supporting unit. The table top support apron is 11-gauge channel steel, pierced to securely anchor the tops. End leg and center leg assemblies are robotically wire-welded. End leg weldment consists of 1" x 2" 14-gauge vertical tube, 1-1/4" round 14-gauge top tube and 1" x 2" 14-gauge bottom tube. Center leg weldment consists of 1" x 2" 14-gauge vertical tube, 1-1/4" round 14-gauge top tube and 1" round 14-gauge bottom tube. Center hinge plates are 7-gauge steel. Stretcher bars are 3/4" x 1-1/2" 14-gauge oval steel tubing. All legs operate from the unitized frame, not the table top.

### Frames for Shaped Tables without Seating

Table frame is fabricated using a welded unitized construction, integrating all structural steel members into a self-supporting unit. The table top support apron is 11-gauge angle steel, pierced to securely anchor the tops. Leg weldments are robotically wire-welded. Leg consists of 1" x 2" 14-gauge vertical tube and bottom tube, 1" round

14-gauge top tube and two support gussets for added strength. Center hinge plates are 7-gauge steel. Stretcher bars are 1" 7-gauge steel. All legs operate from the unitized frame, not the table top.

### Frame Finish

Frame finish is one of the following:

A. Powder-Coated Finish: Epoxy powder coating is electrostatically applied. The dry coating is fused and cured in a baking oven to form a smooth, continuous film. Finish is chemical-resistant, hard, tough and chip/mar-resistant. Standard finish is black.

B. Chrome Finish: Bright and semi-bright duplex nickel chrome is applied to the frame in a twenty-two step process, creating a superior surface finish that is extremely resistant to staining, scuffing, scratching and corrosion.

**Locks for Rectangular Tables**  
Gravity lock constructed of 3/8" solid steel rods engages automatically into slots in apron hinge, eliminating the possibility of folding unexpectedly.

KI's exclusive storage lock is spring loaded for automatic engagement and semi-concealed to prevent accidental release. Release of gravity and storage locks is possible from either side of the table.

### Locks for Shaped Tables

Gravity lock with spring assist constructed of 3/8" solid steel rods engages automatically into slots in apron hinge, eliminating the possibility of folding unexpectedly. Safety lock engages in a semi-open position to halt downward opening movement. Release of gravity lock is possible from either side of the table.

### Casters

Large 4" diameter heavy duty hard rubber swivel casters provide easy and safe maneuverability. When table is in use, casters lift off the floor to prevent table from rolling. To avoid tripping hazards, casters do not extend beyond the outer edge of table top when table is in the open position. Casters are self-lubricating.

### Glides

For increased surface area and durability, non-marring 1.25" x 12" glides made of ABS plastic material are standard. Set of four per table.

### General

Tables ship fully assembled. Rectangular tables without seating are listed with Underwriters Laboratories in compliance with testing for public safety (Mobile Folding Tables).

## INFORMATION

### Warranty

Refer to KI Terms & Conditions document or visit [ki.com](http://ki.com)

[illegible][illegible]

Indicate the following information on order form:

1. Quantity of each item.
2. Model number, including options. See "How To Build a Model Number".
3. Any special service required.

- Alpha-numeric characters in place of □ indicate that no other alternatives are available.

**A** Select basic model.  
Basic model includes base no. of table with codes for length of table, edge treatment and frame finish.

**C** Select height.  
31 - 31" high

**E** Select surface edge color.  
Refer to the **Product Color Options** page in this price list.  
Edge color offerings are based on edge style

**F** Select frame color.  
Refer to the **Product Color Options** page in this price list.  
(BL) Std-no upcharge, all other colors have \$14 upcharge, see price column for Chrome upcharge

### Additional Laminate Offering

KI offers laminates beyond those offered in the standard offering. Laminates that are currently available in the program can be viewed in KI product specification tools. Requests to add laminates to the program can be submitted via the product modification request process. Please note, requests to add laminates to the program must include the laminate manufacturer's name, color/pattern number, and finish code. Edge options are limited to standard edge colors. If a matching edge is required, this will need to be requested through the product modification request process and may be subject to additional costs. Due to varying manufacturing processes and quality issues with some laminates, some requests may be denied. Extended lead times and minimum order quantities may apply on orders containing special laminates. Contact the product modification team for questions or additional information regarding special laminates and pricing.


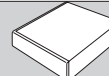
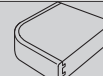













## Special Carton Marking

With specially marked information N/C

## Shipping

**Ships assembled, FOB Green Bay, WI 54302, freight excluded. Freight class 150.**

Specifications and prices are subject to change without prior notice.

			MODEL NUMBER											
MODEL	DIA	Basic Model	Edge Style	Height	Surface Finish	Edge Color	Frame Color	Approx. Packaged Weight	 Flat Vinyl T-Edge (BN)	 3/4" 73P Edge (73P)	 Perfect Edge (PR)	Chrome Upcharge add to list price	Laminate Grade 2 add to list price	
 UWRDN <ul style="list-style-type: none"><li>• Storage lock standard for added safety</li><li>• Gravity lock stabilizes tables in the open position and eliminates possibility of tables folding unexpectedly</li><li>• Safety lock engages in a semi-open position to halt downward opening movement</li><li>• T-leg design furnishes maximum leg room and seating capacity</li><li>• Height to top of surface is 31-3/4"</li><li>• 31" clearance from floor to underside of table</li></ul>	48"	WAUFRD4		31				89.0#	\$ 1212	\$ 1271	\$ 1425	\$ 37	\$ 35	
	60"	WAUFRD5		31				115.0#	1289	1352	1500	33	50	
	72"	WAUFRD6		31				149.0#	1726	1812	2121	31	100	
		<b>A</b>	<b>B</b>	<b>C</b>	<b>D</b>	<b>E</b>	<b>F</b>							


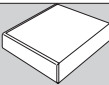
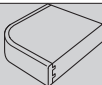

Specifications and prices are subject to change without prior notice.

# Uniframe® Wheelchair Accessible Tables without Seating (Freight Excluded)

Oval Table

# Uniframe® Wheelchair Accessible Tables without Seating (Freight Excluded)

Oval Table

		MODEL NUMBER											
		Basic Model	Edge Style	Height	Surface Finish	Edge Color	Frame Color	Approx. Packaged Weight	 Flat Vinyl T-Edge (BN)	 3/4" 73P Edge (73P)	 Perfect Edge (PR)	Chrome Upcharge add to list price	Laminate Grade 2 add to list price
 UWOVN	<b>Wheelchair Accessible Oval Table - Without Seating</b>	60 x 66"	WAUFOV66	<input type="checkbox"/> <input type="checkbox"/> <input type="checkbox"/>	31	<input type="checkbox"/> <input type="checkbox"/> <input type="checkbox"/>	<input type="checkbox"/> <input type="checkbox"/> <input type="checkbox"/>	132.0#	\$ 1509	\$ 1586	\$ 1797	\$ 32	\$ 100
		60 x 72"	WAUFOV72	<input type="checkbox"/> <input type="checkbox"/> <input type="checkbox"/>	31	<input type="checkbox"/> <input type="checkbox"/> <input type="checkbox"/>	<input type="checkbox"/> <input type="checkbox"/> <input type="checkbox"/>	140.0#	1573	1653	1894	31	100
			<b>A</b>	<b>B</b>	<b>C</b>	<b>D</b>	<b>E</b>	<b>F</b>					

## HOW TO ORDER

- Indicate the following information on order form:
- Quantity of each item.
  - Model number, including options. See "How To Build a Model Number".
  - Any special service required.

Note:

- The ☐ indicates that a choice is required.
- The absence of the ☐ indicates that no choice is required.
- Alpha-numeric characters in place of ☐ indicate that no other alternatives are available.

## HOW TO BUILD A MODEL NUMBER

- A** Select basic model.  
Basic model includes base no. of table with codes for length of table, edge treatment and frame finish.

**B** Select edge style.  
**BN** - Flat vinyl T-edge  
**73P** - 3/4" 73P edge  
**PR** - Perfect edge

**C** Select height.  
**31** - 31" high

**D** Select surface finish.  
Refer to the **Product Color Options** page in this price list.  
Surface finish offerings are based on edge style selections.

**E** Select surface edge color.  
Refer to the **Product Color Options** page in this price list.  
Edge color offerings are based on edge style
- selections.
- F** Select frame color.  
Refer to the **Product Color Options** page in this price list.  
(BL) Std-no upcharge, all other colors have \$14 upcharge, see price column for Chrome upcharge.

## FINISH INFORMATION

**Additional Laminate Offering**

KI offers laminates beyond those offered in the standard offering. Laminates that are currently available in the program can be viewed in KI product specification tools. Requests to add laminates to the program can be submitted via the product modification request process. Please note, requests to add laminates to the program must include the laminate manufacturer's name, color/pattern number, and finish code. Edge options are limited to standard edge colors. If a matching edge is required, this will need to be requested through the product modification request process and may be subject to additional costs. Due to varying manufacturing processes and quality issues with some laminates, some requests may be denied. Extended lead times and minimum order quantities may apply on orders containing special laminates. Contact the product modification team for questions or additional information regarding special laminates and pricing.

## SPECIAL SERVICES

### Special Carton Marking

With specially marked information      N/C

**Shipping**  
Ships **assembled, FOB Green Bay, WI 54302, freight excluded**. Freight class 150.

Specifications and prices are subject to change without prior notice.


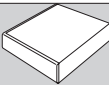
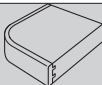



# Uniframe® Wheelchair Accessible Tables without Seating (Freight Excluded)

Square Table

# Uniframe® Wheelchair Accessible Tables without Seating (Freight Excluded)

Square Table

	MODEL	D x W	MODEL NUMBER						Approx. Packaged Weight	 Flat Vinyl T-Edge (BN)	 3/4" 73P Edge (73P)	 Perfect Edge (PR)	Chrome Upcharge add to list price	Laminate Grade 2 add to list price
			Basic Model	Edge Style	Height	Surface Finish	Edge Color	Frame Color						
 UWSQN	<b>Wheelchair Accessible Square Table - Without Seating</b>	48 X 48"	WAUFSQ4	□□□	31	□□□	□□□	□□	102.0#	\$ 1158	\$ 1216	\$ 1366	\$ 43	\$ 35
	• Storage lock standard for added safety													
	• Gravity lock stabilizes tables in the open position and eliminates possibility of tables folding unexpectedly													
	• Safety lock engages in a semi-open position to halt downward opening movement													
	• T-leg design furnishes maximum leg room and seating capacity													
	• Height to top of surface is 31-3/4"													
	• 31" clearance from floor to underside of table													
			<b>A</b>	<b>B</b>	<b>C</b>	<b>D</b>	<b>E</b>	<b>F</b>						

## HOW TO ORDER

Indicate the following information on order form:

- Quantity of each item.
- Model number, including options. See "How To Build a Model Number".
- Any special service required.

Note:

- The □ indicates that a choice is required.
- The absence of the □ indicates that no choice is required.
- Alpha-numeric characters in place of □ indicate that no other alternatives are available.

## HOW TO BUILD A MODEL NUMBER

- A** Select basic model.

Basic model includes base no. of table with codes for length of table, edge treatment and frame finish.
- B** Select edge style.

<b>BN</b>	- Flat vinyl T-edge
<b>73P</b>	- 3/4" 73P edge
<b>PR</b>	- Perfect edge
- C** Select height.

<b>31</b>	- 31" high
-----------	------------
- D** Select surface finish.

Refer to the **Product Color Options** page in this price list.

Surface finish offerings are based on edge style selections.
- E** Select surface edge color.

Refer to the **Product Color Options** page in this price list.

Edge color offerings are based on edge style
- selections.
- F** Select frame color.

Refer to the **Product Color Options** page in this price list.

(BL) Std-no upcharge, all other colors have \$14 upcharge, see price column for Chrome upcharge

## FINISH INFORMATION

**Additional Laminate Offering**

KI offers laminates beyond those offered in the standard offering. Laminates that are currently available in the program can be viewed in KI product specification tools. Requests to add laminates to the program can be submitted via the product modification request process. Please note, requests to add laminates to the program must include the laminate manufacturer's name, color/pattern number, and finish code. Edge options are limited to standard edge colors. If a matching edge is required, this will need to be requested through the product modification request process and may be subject to additional costs. Due to varying manufacturing processes and quality issues with some laminates, some requests may be denied. Extended lead times and minimum order quantities may apply on orders containing special laminates. Contact the product modification team for questions or additional information regarding special laminates and pricing.

## SPECIAL SERVICES

### Special Carton Marking

With specially marked information      N/C

**Shipping**

Ships **assembled, FOB Green Bay, WI 54302, freight excluded**. Freight class 150.


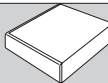
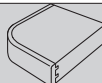

Specifications and prices are subject to change without prior notice.

# Uniframe® Wheelchair Accessible Tables without Seating (Freight Excluded)

Hexagonal Table

# Uniframe® Wheelchair Accessible Tables without Seating (Freight Excluded)

Hexagonal Table

		MODEL NUMBER													
		Basic Model	Edge Style	Height	Surface Finish	Edge Color	Frame Color								
MODEL	DIA							Approx. Packaged Weight	 Flat Vinyl T-Edge (BN)	 3/4" 73P Edge (73P)	 Perfect Edge (PR)	Chrome Upcharge add to list price	Laminate Grade 2 add to list price		
 UWHXN		<b>Wheelchair Accessible Hexagonal Table - Without Seating</b>	48"	WAUFHX4	□□□	31	□□□	□□□	□□	94.0#	\$ 1289	\$ 1352	\$ 1500	\$ 33	\$ 35
		• Storage lock standard for added safety													
		• Gravity lock stabilizes tables in the open position and eliminates possibility of tables folding unexpectedly													
		• Safety lock engages in a semi-open position to halt downward opening movement													
		• T-leg design furnishes maximum leg room and seating capacity													
		• Height to top of surface is 31-3/4"													
		• 31" clearance from floor to underside of table													
				<b>A</b>	<b>B</b>	<b>C</b>	<b>D</b>	<b>E</b>	<b>F</b>						

## HOW TO ORDER

Indicate the following information on order form:

- Quantity of each item.
- Model number, including options. See "How To Build a Model Number".
- Any special service required.

Note:

- The □ indicates that a choice is required.
- The absence of the □ indicates that no choice is required.
- Alpha-numeric characters in place of □ indicate that no other alternatives are available.

## HOW TO BUILD A MODEL NUMBER

- A** Select basic model.  
Basic model includes base no. of table with codes for length of table, edge treatment and frame finish.

**B** Select edge style.  
**BN** - Flat vinyl T-edge  
**73P** - 3/4" 73P edge  
**PR** - Perfect edge

**C** Select height.  
**31** - 31" high

**D** Select surface finish.  
Refer to the **Product Color Options** page in this price list.  
Surface finish offerings are based on edge style selections.

**E** Select surface edge color.  
Refer to the **Product Color Options** page in this price list.  
Edge color offerings are based on edge style
- selections.

**F** Select frame color.  
Refer to the **Product Color Options** page in this price list.  
(BL) Std-no upcharge, all other colors have \$14 upcharge, see price column for Chrome upcharge

## FINISH INFORMATION

**Additional Laminate Offering**

KI offers laminates beyond those offered in the standard offering. Laminates that are currently available in the program can be viewed in KI product specification tools. Requests to add laminates to the program can be submitted via the product modification request process. Please note, requests to add laminates to the program must include the laminate manufacturer's name, color/pattern number, and finish code. Edge options are limited to standard edge colors. If a matching edge is required, this will need to be requested through the product modification request process and may be subject to additional costs. Due to varying manufacturing processes and quality issues with some laminates, some requests may be denied. Extended lead times and minimum order quantities may apply on orders containing special laminates. Contact the product modification team for questions or additional information regarding special laminates and pricing.

## SPECIAL SERVICES

### Special Carton Marking

With specially marked information      N/C

**Shipping**  
Ships **assembled, FOB Green Bay, WI 54302, freight excluded**. Freight class 150.


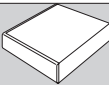
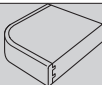

Specifications and prices are subject to change without prior notice.

# Uniframe® Wheelchair Accessible Tables without Seating (Freight Excluded)

Octagonal Table

# Uniframe® Wheelchair Accessible Tables without Seating (Freight Excluded)

Octagonal Table

	MODEL	DIA	MODEL NUMBER						Approx. Packaged Weight	 Flat Vinyl T-Edge (BN)	 3/4" 73P Edge (73P)	 Perfect Edge (PR)		Chrome Upcharge add to list price	Laminate Grade 2 add to list price
			Basic Model	Edge Style	Height	Surface Finish	Edge Color	Frame Color							
 UWOCN	<b>Wheelchair Accessible Octagonal Table - Without Seating</b>	60"	WAUFOC5	□□□	31	□□□	□□□	□□	140.0#	\$ 1332	\$ 1397	\$ 1543		\$ 43	\$ 50
	• Storage lock standard for added safety														
	• Gravity lock stabilizes tables in the open position and eliminates possibility of tables folding unexpectedly														
	• Safety lock engages in a semi-open position to halt downward opening movement														
	• T-leg design furnishes maximum leg room and seating capacity														
	• Height to top of surface is 31-3/4"														
	• 31" clearance from floor to underside of table														
			<b>A</b>	<b>B</b>	<b>C</b>	<b>D</b>	<b>E</b>	<b>F</b>							

## HOW TO ORDER

Indicate the following information on order form:

- Quantity of each item.
- Model number, including options. See "How To Build a Model Number".
- Any special service required.

Note:

- The □ indicates that a choice is required.
- The absence of the □ indicates that no choice is required.
- Alpha-numeric characters in place of □ indicate that no other alternatives are available.

## HOW TO BUILD A MODEL NUMBER

- A**Select basic model.  
Basic model includes base no. of table with codes for length of table, edge treatment and frame finish.

**B**Select edge style.  
**BN** - Flat vinyl T-edge  
**73P** - 3/4" 73P edge  
**PR** - Perfect edge

**C**Select height.  
**31** - 31" high

**D**Select surface finish.  
Refer to the **Product Color Options** page in this price list.  
Surface finish offerings are based on edge style selections.

**E**Select surface edge color.  
Refer to the **Product Color Options** page in this price list.  
Edge color offerings are based on edge style
- selections.

**F**Select frame color.  
Refer to the **Product Color Options** page in this price list.  
(BL) Std-no upcharge, all other colors have \$14 upcharge, see price column for Chrome upcharge

## FINISH INFORMATION

**Additional Laminate Offering**

KI offers laminates beyond those offered in the standard offering. Laminates that are currently available in the program can be viewed in KI product specification tools. Requests to add laminates to the program can be submitted via the product modification request process. Please note, requests to add laminates to the program must include the laminate manufacturer's name, color/pattern number, and finish code. Edge options are limited to standard edge colors. If a matching edge is required, this will need to be requested through the product modification request process and may be subject to additional costs. Due to varying manufacturing processes and quality issues with some laminates, some requests may be denied. Extended lead times and minimum order quantities may apply on orders containing special laminates. Contact the product modification team for questions or additional information regarding special laminates and pricing.

## SPECIAL SERVICES

### Special Carton Marking

With specially marked information      N/C

**Shipping**  
Ships **assembled, FOB Green Bay, WI 54302, freight excluded**. Freight class 150.

Specifications and prices are subject to change without prior notice.

UWRCN

Indicate the following information on order form:

1. Quantity of each item.
2. Model number, including options. See "How To Build a Model Number".
3. Any special service required.

- The absence of the ☐ indicates that no choice is required.

- Alpha-numeric characters in place of □ indicate that no other alternatives are available.

**A** Select basic model.  
Basic model includes base no. of table with codes for length of table, edge treatment and frame finish.

**C** Select height.  
31 - 31" high

**E** Select surface edge color.  
Refer to the **Product Color Options** page in this price list.  
Edge color offerings are based on edge style

selections.

**F** Select frame color.  
Refer to the **Product Color Options** page in this price list.  
(BL) Std-no upcharge, all other colors have \$17 upcharge, see price column for Chrome upcharge

### Additional Laminate Offering

KI offers laminates beyond those offered in the standard offering. Laminates that are currently available in the program can be viewed in KI product specification tools. Requests to add laminates to the program can be submitted via the product modification request process. Please note, requests to add laminates to the program must include the laminate manufacturer's name, color/pattern number, and finish code. Edge options are limited to standard edge colors. If a matching edge is required, this will need to be requested through the product modification request process and may be subject to additional costs. Due to varying manufacturing processes and quality issues with some laminates, some requests may be denied. Extended lead times and minimum order quantities may apply on orders containing special laminates. Contact the product modification team for questions or additional information regarding special laminates and pricing.

### Special Carton Marking

With specially marked information N/C

## Shipping

**Ships assembled, FOB Green Bay, WI 54302, freight prepaid. Freight class 150.**

Specifications and prices are subject to change without prior notice.

			MODEL NUMBER												
		DIA	Basic Model	Edge Style	Height	Surface Finish	Edge Color	Frame Color	Approx. Packaged Weight	Flat Vinyl T-Edge (BN)	3/4" 73P Edge (73P)	Perfect Edge (PR)	Chrome Upcharge add to list price	Laminate Grade 2 add to list price	
 UWRDN <ul style="list-style-type: none"><li>Storage lock standard for added safety</li><li>Gravity lock stabilizes tables in the open position and eliminates possibility of tables folding unexpectedly</li><li>Safety lock engages in a semi-open position to halt downward opening movement</li><li>T-leg design furnishes maximum leg room and seating capacity</li><li>Height to top of surface is 31-3/4"</li><li>31" clearance from floor to underside of table</li></ul>	<b>Wheelchair Accessible Round Table - Without Seating</b>	48"	WAUFRD4		31				89.0#	\$ 1423	\$ 1492	\$ 1673	\$ 44	\$ 35	
		60"	WAUFRD5		31				115.0#	1511	1588	1758	40	50	
		72"	WAUFRD6		31				149.0#	2024	2125	2489	37	100	
A	B	C	D	E	F										

Specifications and prices are subject to change without prior notice.


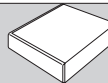
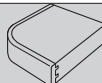

# Uniframe® Wheelchair Accessible Tables without Seating (Delivered)

Oval Table



# Uniframe® Wheelchair Accessible Tables without Seating (Delivered)

Oval Table

			MODEL NUMBER											Chrome Upcharge add to list price	Laminate Grade 2 add to list price
			Basic Model	Edge Style	Height	Surface Finish	Edge Color	Frame Color							
MODEL	D x L								Approx. Packaged Weight	Flat Vinyl T-Edge (BN)	3/4" 73P Edge (73P)	Perfect Edge (PR)			
 UWOVN	Wheelchair Accessible Oval Table - Without Seating	60 x 66"	WAUFOV66	<input type="checkbox"/> <input type="checkbox"/> <input type="checkbox"/>	31	<input type="checkbox"/> <input type="checkbox"/> <input type="checkbox"/>	<input type="checkbox"/> <input type="checkbox"/> <input type="checkbox"/>	<input type="checkbox"/> <input type="checkbox"/>	132.0#	\$ 1772	\$ 1861	\$ 2108		\$ 38	\$ 100
		60 x 72"	WAUFOV72	<input type="checkbox"/> <input type="checkbox"/> <input type="checkbox"/>	31	<input type="checkbox"/> <input type="checkbox"/> <input type="checkbox"/>	<input type="checkbox"/> <input type="checkbox"/> <input type="checkbox"/>	<input type="checkbox"/> <input type="checkbox"/>	140.0#	1846	2009	2216		37	100
			A	B	C	D	E	F							

## HOW TO ORDER

- Indicate the following information on order form:
1. Quantity of each item.
  2. Model number, including options. See "How To Build a Model Number".
  3. Any special service required.

Note:

- The ☐ indicates that a choice is required.
- The absence of the ☐ indicates that no choice is required.
- Alpha-numeric characters in place of ☐ indicate that no other alternatives are available.

## HOW TO BUILD A MODEL NUMBER

- A** Select basic model.  
Basic model includes base no. of table with codes for length of table, edge treatment and frame finish.

**B** Select edge style.  
**BN** - Flat vinyl T-edge  
**73P** - 3/4" 73P edge  
**PR** - Perfect edge

**C** Select height.  
**31** - 31" high

**D** Select surface finish.  
Refer to the **Product Color Options** page in this price list.  
Surface finish offerings are based on edge style selections.

**E** Select surface edge color.  
Refer to the **Product Color Options** page in this price list.  
Edge color offerings are based on edge style
- selections.

**F** Select frame color.  
Refer to the **Product Color Options** page in this price list.  
(BL) Std-no upcharge, all other colors have \$17 upcharge, see price column for Chrome upcharge

## FINISH INFORMATION

**Additional Laminate Offering**  
KI offers laminates beyond those offered in the standard offering. Laminates that are currently available in the program can be viewed in KI product specification tools. Requests to add laminates to the program can be submitted via the product modification request process. Please note, requests to add laminates to the program must include the laminate manufacturer's name, color/pattern number, and finish code. Edge options are limited to standard edge colors. If a matching edge is required, this will need to be requested through the product modification request process and may be subject to additional costs. Due to varying manufacturing processes and quality issues with some laminates, some requests may be denied. Extended lead times and minimum order quantities may apply on orders containing special laminates. Contact the product modification team for questions or additional information regarding special laminates and pricing.

## SPECIAL SERVICES

### Special Carton Marking

With specially marked information      N/C

**Shipping**  
Ships **assembled, FOB Green Bay, WI 54302, freight prepaid.** Freight class 150.

Specifications and prices are subject to change without prior notice.




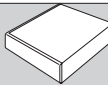
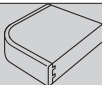

# Uniframe® Wheelchair Accessible Tables without Seating (Delivered)

Square Table



# Uniframe® Wheelchair Accessible Tables without Seating (Delivered)

Square Table

	MODEL	D x W	MODEL NUMBER						Approx. Packaged Weight	 Flat Vinyl T-Edge (BN)	 3/4" 73P Edge (73P)	 Perfect Edge (PR)	Chrome Upcharge add to list price	Laminate Grade 2 add to list price
			Basic Model	Edge Style	Height	Surface Finish	Edge Color	Frame Color						
 UWSQN	<b>Wheelchair Accessible Square Table - Without Seating</b>	48 X 48"	WAUFSQ4	□□□	31	□□□	□□□	□□	102.0#	\$ 1356	\$ 1427	\$ 1602	\$ 49	\$ 35
	• Storage lock standard for added safety													
	• Gravity lock stabilizes tables in the open position and eliminates possibility of tables folding unexpectedly													
	• Safety lock engages in a semi-open position to halt downward opening movement													
	• T-leg design furnishes maximum leg room and seating capacity													
	• Height to top of surface is 31-3/4"													
	• 31" clearance from floor to underside of table													
			<b>A</b>	<b>B</b>	<b>C</b>	<b>D</b>	<b>E</b>	<b>F</b>						

## HOW TO ORDER

Indicate the following information on order form:

- Quantity of each item.
- Model number, including options. See "How To Build a Model Number".
- Any special service required.

Note:

- The □ indicates that a choice is required.
- The absence of the □ indicates that no choice is required.
- Alpha-numeric characters in place of □ indicate that no other alternatives are available.

## HOW TO BUILD A MODEL NUMBER

- A** Select basic model.

Basic model includes base no. of table with codes for length of table, edge treatment and frame finish.
- B** Select edge style.

<b>BN</b>	- Flat vinyl T-edge
<b>73P</b>	- 3/4" 73P edge
<b>PR</b>	- Perfect edge
- C** Select height.

<b>31</b>	- 31" high
-----------	------------
- D** Select surface finish.

Refer to the **Product Color Options** page in this price list.

Surface finish offerings are based on edge style selections.
- E** Select surface edge color.

Refer to the **Product Color Options** page in this price list.

Edge color offerings are based on edge style
- selections.

**F** Select frame color.

Refer to the **Product Color Options** page in this price list.

(BL) Std-no upcharge, all other colors have \$17 upcharge, see price column for Chrome upcharge

## FINISH INFORMATION

**Additional Laminate Offering**

KI offers laminates beyond those offered in the standard offering. Laminates that are currently available in the program can be viewed in KI product specification tools. Requests to add laminates to the program can be submitted via the product modification request process. Please note, requests to add laminates to the program must include the laminate manufacturer's name, color/pattern number, and finish code. Edge options are limited to standard edge colors. If a matching edge is required, this will need to be requested through the product modification request process and may be subject to additional costs. Due to varying manufacturing processes and quality issues with some laminates, some requests may be denied. Extended lead times and minimum order quantities may apply on orders containing special laminates. Contact the product modification team for questions or additional information regarding special laminates and pricing.

## SPECIAL SERVICES

### Special Carton Marking

With specially marked information      N/C

**Shipping**

Ships **assembled, FOB Green Bay, WI 54302, freight prepaid.** Freight class 150.

Specifications and prices are subject to change without prior notice.


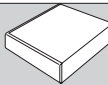
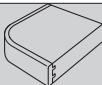

# Uniframe® Wheelchair Accessible Tables without Seating (Delivered)

Hexagonal Table



# Uniframe® Wheelchair Accessible Tables without Seating (Delivered)

Hexagonal Table

	MODEL	DIA	MODEL NUMBER						Approx. Packaged Weight	 Flat Vinyl T-Edge (BN)	 3/4" 73P Edge (73P)	 Perfect Edge (PR)		Chrome Upcharge add to list price	Laminate Grade 2 add to list price
			Basic Model	Edge Style	Height	Surface Finish	Edge Color	Frame Color							
 UWHXN	<b>Wheelchair Accessible Hexagonal Table - Without Seating</b>	48"	WAUFHX4	□□□	31	□□□	□□□	□□	94.0#	\$ 1511	\$ 1588	\$ 1758		\$ 40	\$ 35
	• Storage lock standard for added safety														
	• Gravity lock stabilizes tables in the open position and eliminates possibility of tables folding unexpectedly														
	• Safety lock engages in a semi-open position to halt downward opening movement														
	• T-leg design furnishes maximum leg room and seating capacity														
	• Height to top of surface is 31-3/4"														
	• 31" clearance from floor to underside of table														
			<b>A</b>	<b>B</b>	<b>C</b>	<b>D</b>	<b>E</b>	<b>F</b>							

## HOW TO ORDER

Indicate the following information on order form:

- Quantity of each item.
- Model number, including options. See "How To Build a Model Number".
- Any special service required.

Note:

- The □ indicates that a choice is required.
- The absence of the □ indicates that no choice is required.
- Alpha-numeric characters in place of □ indicate that no other alternatives are available.

## HOW TO BUILD A MODEL NUMBER

**A**Select basic model.

Basic model includes base no. of table with codes for length of table, edge treatment and frame finish.

**B**Select edge style.

BN

- Flat vinyl T-edge

73P

- 3/4" 73P edge

PR

- Perfect edge

**C**Select height.

31

- 31" high

**D**Select surface finish.

Refer to the **Product Color Options** page in this price list.

Surface finish offerings are based on edge style selections.

**E**Select surface edge color.

Refer to the **Product Color Options** page in this price list.

Edge color offerings are based on edge style

selections.

**F**Select frame color.

Refer to the **Product Color Options** page in this price list.

(BL) Std-no upcharge, all other colors have \$17 upcharge, see price column for Chrome upcharge

## FINISH INFORMATION

**Additional Laminate Offering**

KI offers laminates beyond those offered in the standard offering. Laminates that are currently available in the program can be viewed in KI product specification tools. Requests to add laminates to the program can be submitted via the product modification request process. Please note, requests to add laminates to the program must include the laminate manufacturer's name, color/pattern number, and finish code. Edge options are limited to standard edge colors. If a matching edge is required, this will need to be requested through the product modification request process and may be subject to additional costs. Due to varying manufacturing processes and quality issues with some laminates, some requests may be denied. Extended lead times and minimum order quantities may apply on orders containing special laminates. Contact the product modification team for questions or additional information regarding special laminates and pricing.

## SPECIAL SERVICES

### Special Carton Marking

With specially marked information      N/C

**Shipping**

Ships **assembled, FOB Green Bay, WI 54302, freight prepaid.** Freight class 150.

Specifications and prices are subject to change without prior notice.


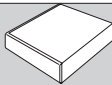
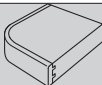

# Uniframe® Wheelchair Accessible Tables without Seating (Delivered)

Octagonal Table

KI

# Uniframe® Wheelchair Accessible Tables without Seating (Delivered)

Octagonal Table

	MODEL	DIA	MODEL NUMBER						Approx. Packaged Weight	 Flat Vinyl T-Edge (BN)	 3/4" 73P Edge (73P)	 Perfect Edge (PR)		Chrome Upcharge add to list price	Laminate Grade 2 add to list price
			Basic Model	Edge Style	Height	Surface Finish	Edge Color	Frame Color							
 UWOCN	<b>Wheelchair Accessible Octagonal Table - Without Seating</b>	60"	WAUFOC5	□□□	31	□□□	□□□	□□	140.0#	\$ 1561	\$ 1639	\$ 1811		\$ 49	\$ 50
	• Storage lock standard for added safety														
	• Gravity lock stabilizes tables in the open position and eliminates possibility of tables folding unexpectedly														
	• Safety lock engages in a semi-open position to halt downward opening movement														
	• T-leg design furnishes maximum leg room and seating capacity														
	• Height to top of surface is 31-3/4"														
	• 31" clearance from floor to underside of table														
			<b>A</b>	<b>B</b>	<b>C</b>	<b>D</b>	<b>E</b>	<b>F</b>							

## HOW TO ORDER

Indicate the following information on order form:

- Quantity of each item.
- Model number, including options. See "How To Build a Model Number".
- Any special service required.

Note:

- The □ indicates that a choice is required.
- The absence of the □ indicates that no choice is required.
- Alpha-numeric characters in place of □ indicate that no other alternatives are available.

## HOW TO BUILD A MODEL NUMBER

- A**Select basic model.  
Basic model includes base no. of table with codes for length of table, edge treatment and frame finish.
- B**Select edge style.

BN

- Flat vinyl T-edge

73P

- 3/4" 73P edge

PR

- Perfect edge
- C**Select height.

31

- 31" high
- D**Select surface finish.  
Refer to the **Product Color Options** page in this price list.  
Surface finish offerings are based on edge style selections.
- E**Select surface edge color.  
Refer to the **Product Color Options** page in this price list.  
Edge color offerings are based on edge style

selections.

- F**Select frame color.  
Refer to the **Product Color Options** page in this price list.  
(BL) Std-no upcharge, all other colors have \$17 upcharge, see price column for Chrome upcharge

## FINISH INFORMATION

**Additional Laminate Offering**

KI offers laminates beyond those offered in the standard offering. Laminates that are currently available in the program can be viewed in KI product specification tools. Requests to add laminates to the program can be submitted via the product modification request process. Please note, requests to add laminates to the program must include the laminate manufacturer's name, color/pattern number, and finish code. Edge options are limited to standard edge colors. If a matching edge is required, this will need to be requested through the product modification request process and may be subject to additional costs. Due to varying manufacturing processes and quality issues with some laminates, some requests may be denied. Extended lead times and minimum order quantities may apply on orders containing special laminates. Contact the product modification team for questions or additional information regarding special laminates and pricing.

## SPECIAL SERVICES

### Special Carton Marking

With specially marked information      N/C

**Shipping**  
Ships **assembled, FOB Green Bay, WI 54302, freight prepaid.** Freight class 150.

Specifications and prices are subject to change without prior notice.



PRODUCT SPECIFICATIONS

Uniframe® Convertible Bench

April 2020

TECHNICAL SPECIFICATIONS

15-Year Warranty

All benches described herein carry a 15-year warranty for frames, tops/backs and benches.

Dimensions

	29" H	27" H
Folded height	33 1/4"	31 1/4"
Folded depth	22"	22"
Bench height	17"	15"
Bench length	96"	96"
Top height	29"	27"
Depth when unit is in use (bench folded down and top either up or down)	29 1/2"	27 1/2"

Tops/Backs and Benches

Tops/backs and benches consist of a solid 45 PCF density particle board core material. Nominal thickness is 3/4" of warp-resistant construction, with a .030" high-pressure laminate face and a .011" polymer impregnated kraft liner backer. The frame is secured to the top with deep thread screws, benches are secured to the frame using a #10-24 through bolt and locknut at six locations. Corners have a 2 1/2" radius. Tops measure 14 3/4" by 96" long. Benches measure 12 1/4" by 95" long.

Edges

Tabletop edges are finished in one of the following:

53B Bullnose Edge

53B bullnose edge is .11" thick. Edges are banded with an abrasion-resistant black vinyl 53B bullnose molding. The barbed "T" design is inserted into a routed groove in the solid particleboard top and held in place with nails driven from the underside, spaced 8-10" apart.

73P Edge

Edges are banded with a 2 mm flat polypropylene edge banding that is chemically bonded to the table core.

Frames

Frames are fabricated using a welded unitized construction, integrating all structural steel members and the ganging mechanism into a self-supporting unit. The top/back support apron is 18-gauge bent and welded steel. Leg supports are 14-gauge square steel tubing. The main pivot folding action is heavy-duty 14-gauge steel tubing coupled with thick 11-gauge saddles. The lower leg base is welded to the leg assembly.

Frame Finish

Powder-coat finish is non-chipping electrostatically applied and baked. Finish is black only, with optional chrome legs.

Sliding Foot Ganger

Steel ganging mechanism is provided on all tables as standard, allowing two tables to be locked together into a common unit. Mechanisms are located on each end, on top of the foot tube for easy access.



TECHNICAL SPECIFICATIONS (cont.)

Bench Support Foot Caps

Bench support foot caps are black poly.

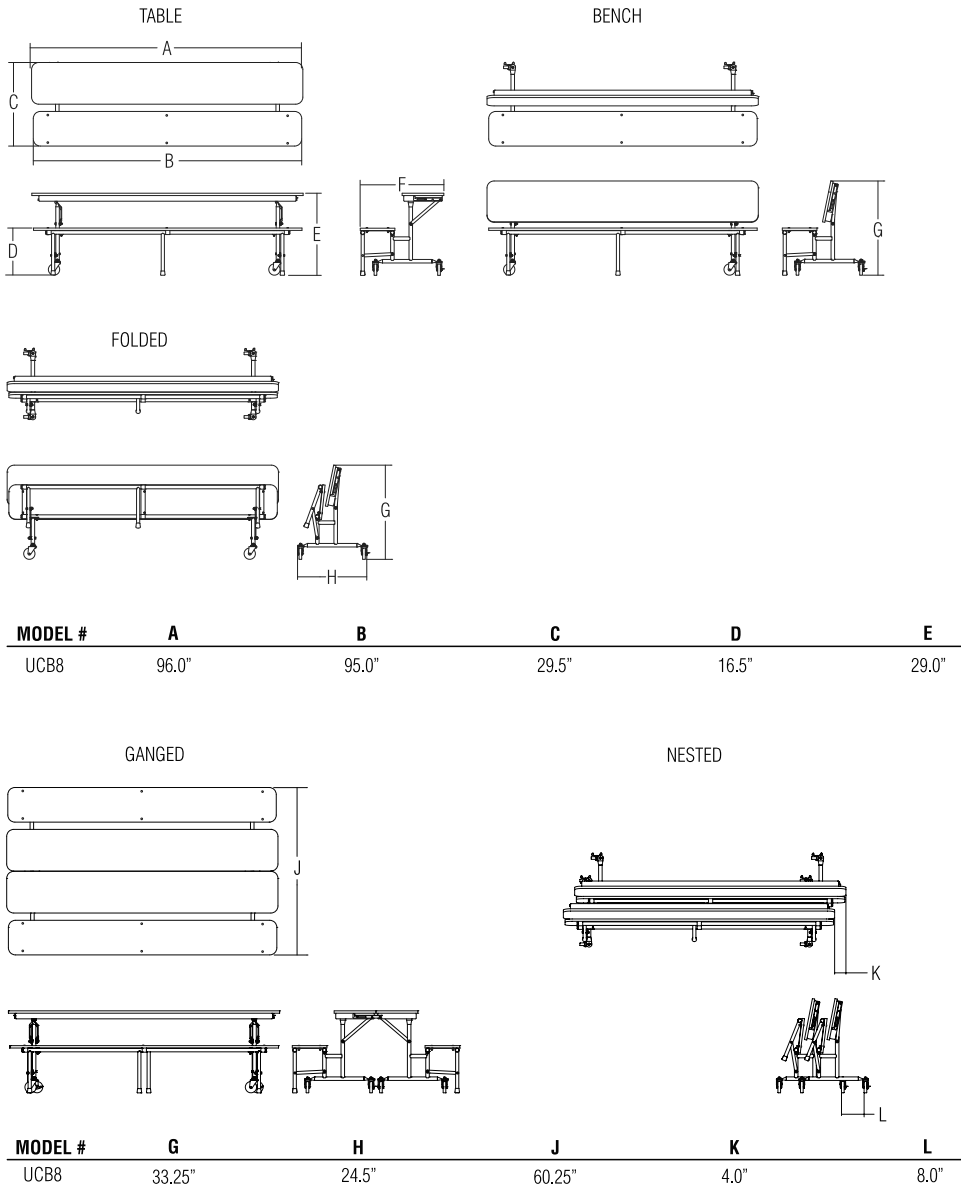
Casters

Large 4" diameter heavy-duty hard rubber swivel casters, two locking and two non-locking, provide easy and safe maneuverability.

General

Convertible benches ship knocked down in two boxes for customer assembly (unassembled).

DIMENSIONS





Surface Finish--Grade 1 Standard Laminate		Nordic	END	Windsor Mahogany	EWY				
Beigewood	LBZ	Rubber Ducky	ERK	Zesty Lime	EZL				
Belair	LBQ	Sand	ESA	Frame Color	BL				
Biltmore Cherry	LBT	Surf's Up	ESP						
Black	LBK	Ultra Blue	EUB						
Brighton Walnut	LBW	Warm Grey	EWG	Leg Finish	BLF				
Castle Oak	LCO	Zesty Lime	EZL						
Casual Linen	LCU	Edge Color for 73P Edge				Black leg finish	CHF		
Cherry Storm	LCX			Chrome leg finish					
Cocobala	LCC		Akira	EAK					
Crisp Linen	LRI	Beigewood	EBZ						
Designer White	LDR	Belair	EBQ						
Dove Grey	LDG	Biltmore Cherry	EBT						
Florence Walnut	LFC	Black	EBL						
Friston Ash	LFH	Black Hills Oak	EBH						
Frosty White	LFW	Blue Grey	EGR						
Graphite Nebula	LGN	Brighton Walnut	EBW						
Grey	LGE	Castle Oak	ECO						
High Rise	LHE	Cayenne	ECY						
Hollyberry	LHY	Cherry Storm	ECX						
Island	LID	Cool Grey	ECG						
Italian Silver Ash	LIT	Cumberland Walnut	ECJ						
Kensington Maple	LKM	Dering Forest	EDF						
Lapis Blue	LLB	Designer White	EDR						
Monticello Maple	LMT	Earthen Clay	EEY						
North Sea	LNA	Everglade Shade	EEV						
Ocean	LON	Flannel	EFN						
Pinnacle Walnut	LPW	Florence Walnut	EFC						
River Cherry	LRV	Friston Ash	EFH						
Shadow Zephyr	LSR	Frosty White	EFW						
Sterling Ash	LAZ	Hartley Walnut	EHW						
Titanium Evolv	LTV	Hazy Jade	EHJ						
White Nebula	LWL	Honey Bee	EHY						
White Sand	LWN	Italian Silver Ash	EIT						
Windsor Mahogany	LWY	Kensington Maple	EKM						
Surface Finish--Grade 2 Standard Laminate		Light Tone	ELG						
		Mardi Gras	EMG						
		Akira	LAK			Misty Brown	EMY		
		Black Alicante	LBV			Monticello Maple	EMT		
		Black Hills Oak	LBH			Nemo	ENE		
		Calcutta Marble	LCQ			Nordic	END		
		Dering Forest	LDF			Pinnacle Walnut	EPW		
		Fawn Cypress	LFQ			Poppy Red	EPR		
		Ice Mist	LIM			Purple Haze	EPH		
		Markerboard White	LMK			Rainforest	ERQ		
		Valley Forge Elm	LVF			Raleigh Walnut	ERW		
		White River Forest	LWR			River Cherry	ERY		
		Edge Color for BN Edge				Rubber Ducky	ERK		
						Sand	ESA		
						Sky Blue	ESK		
						Blue Grey	EGR	Sterling Ash	EAZ
						Cool Grey	ECG	Surf's Up	ESP
						Flannel	EFN	Tarragon	ETQ
						Frosty White	EFW	Twilight Shadow	ETI
						Honey Bee	EHY	Ultra Blue	EUB
Light Tone	ELG					Valley Forge Elm	EVF		
Mardi Gras	EMG					Warm Grey	EWG		
Misty Brown	EMY	White River Forest	EWR						

Finish Cards

View color swatches for items listed within this document.


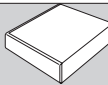
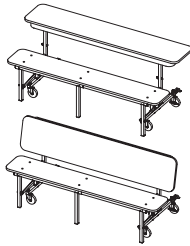
- Paints
- Wood/Veneer
- Molded Edges
- Hard Plastics
- Plastics/Poly
- Laminates
- Edge Styles
- Glass

Certain options referenced may not be available on GSA Schedule.

# Uniframe® Convertible Bench (Freight Excluded)



# Uniframe® Convertible Bench (Freight Excluded)

	MODEL	SIZE	MODEL NUMBER							Approx. Packaged Weight	 Flat Vinyl T-Edge (BN)	 3/4" 73P Edge (73P)	Laminate Grade 2 add to list price
			Basic Model	Edge Style	Height	Surface Finish	Edge Color	Frame Color	Leg Finish				
 UCB	<b>Convertible Bench</b>	96"	UCB8	<input type="checkbox"/> <input type="checkbox"/> <input type="checkbox"/>	<input type="checkbox"/> <input type="checkbox"/>	<input type="checkbox"/> <input type="checkbox"/> <input type="checkbox"/>	<input type="checkbox"/> <input type="checkbox"/> <input type="checkbox"/>	BL	<input type="checkbox"/> <input type="checkbox"/> <input type="checkbox"/>	135.0#	\$ 1082	\$ 1136	\$ 50
	• Tops/back and seat tops are constructed of laminated surfaces with solid, high-density particleboard core												
	• Vinyl bullnose edge banding or 73P edge banding												
	• Unitized all-steel frames provide superior stability and durability												
	• Black frame finish and black or chrome legs												
	• Wide wheel base and large 4" swivel casters permit easy and safe maneuverability												
	• Non-marring rubber surface glides												
	• Standard, built-in ganging mechanism												
	• Listed to applicable UL standards and requirements Underwriters Laboratories, Inc												
	• Assembly required												
			<b>A</b>	<b>B</b>	<b>C</b>	<b>D</b>	<b>E</b>	<b>F</b>	<b>G</b>				

## HOW TO ORDER

- Indicate the following information on order form:
- Quantity of each item.
  - Model number, including options. See "How To Build a Model Number".
  - Any special service required.

Note:

- The ☐ indicates that a choice is required.
- The absence of the ☐ indicates that no choice is required.
- Alpha-numeric characters in place of ☐ indicate that no other alternatives are available.

## HOW TO BUILD A MODEL NUMBER

- A**Select basic model.  
Basic model includes length of bench.
- B**Select edge style.  

**BN** - Flat vinyl T-edge

**73P** - 3/4" 73P edge
- C**Height  

**27** - 27" high

**29** - 29" high
- D**Select surface finish.  
Refer to the **Product Color Options** page in this price list.
- E**Select surface edge color.  
Refer to the **Product Color Options** page in this price list.  
Edge color offerings are based on edge style selections.
- F**Frame Color  

**BL** - Black

- G**Leg Finish  

**BLF** - Black leg finish

**CHF** - Chrome leg finish; add \$24

## SPECIAL SERVICES

### Special Carton Marking

With specially marked information      N/C


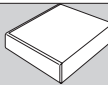
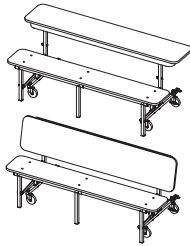
**Shipping**  
Ships **knocked down**, **FOB Bonduel, WI 54107**, **freight excluded**. Freight class 125.

Specifications and prices are subject to change without prior notice.



# Uniframe® Convertible Bench (Delivered)

# Uniframe® Convertible Bench (Delivered)

	MODEL	SIZE	MODEL NUMBER							Approx. Packaged Weight	 Flat Vinyl T-Edge (BN)	 3/4" 73P Edge (73P)	Laminate Grade 2 add to list price
			Basic Model	Edge Style	Height	Surface Finish	Edge Color	Frame Color	Leg Finish				
 UCB	<b>Convertible Bench</b>	96"	UCB8	<input type="checkbox"/> <input type="checkbox"/> <input type="checkbox"/>	<input type="checkbox"/> <input type="checkbox"/>	<input type="checkbox"/> <input type="checkbox"/> <input type="checkbox"/>	<input type="checkbox"/> <input type="checkbox"/> <input type="checkbox"/>	BL	<input type="checkbox"/> <input type="checkbox"/> <input type="checkbox"/>	135.0#	\$ 1297	\$ 1362	\$ 50
	• Tops/back and seat tops are constructed of laminated surfaces with solid, high-density particleboard core												
	• Vinyl bullnose edge banding or 73P edge banding												
	• Unitized all-steel frames provide superior stability and durability												
	• Black frame finish and black or chrome legs												
	• Wide wheel base and large 4" swivel casters permit easy and safe maneuverability												
	• Non-marring rubber surface glides												
	• Standard, built-in ganging mechanism												
	• Listed to applicable UL standards and requirements Underwriters Laboratories, Inc												
	• Assembly required												
			<b>A</b>	<b>B</b>	<b>C</b>	<b>D</b>	<b>E</b>	<b>F</b>	<b>G</b>				

## HOW TO ORDER

- Indicate the following information on order form:
- Quantity of each item.
  - Model number, including options. See "How To Build a Model Number".
  - Any special service required.

Note:

- The ☐ indicates that a choice is required.
- The absence of the ☐ indicates that no choice is required.
- Alpha-numeric characters in place of ☐ indicate that no other alternatives are available.

## HOW TO BUILD A MODEL NUMBER

- A** Select basic model.  
Basic model includes length of bench.
- B** Select edge style.  

BN - Flat vinyl T-edge

73P - 3/4" 73P edge
- C** Height  

27 - 27" high

29 - 29" high
- D** Select surface finish.  
Refer to the **Product Color Options** page in this price list.
- E** Select surface edge color.  
Refer to the **Product Color Options** page in this price list.  
Edge color offerings are based on edge style selections.
- F** Frame Color  
BL - Black

- G** Leg Finish  

BLF - Black leg finish

CHF - Chrome leg finish; add \$29

## SPECIAL SERVICES

### Special Carton Marking

With specially marked information      N/C

### Shipping

Ships **knocked down**, **FOB Bonduel, WI 54107**, **freight prepaid**. Freight class 125.

Specifications and prices are subject to change without prior notice.



1330 BELLEVUE STREET  
GREEN BAY, WI 54302  
800.424.2432 / KI.COM

KI is a trusted expert for furniture and wall systems around the globe.  
USA | CANADA | MEXICO | UK | EUROPE | ASIA | MIDDLE EAST  
© 2023 Krueger International, Inc. All Rights Reserved.