

PRODUCT SPECIFICATIONS

Sonrisa Lounge Furniture

December 2024

TECHNICAL SPECIFICATIONS

Sonrisa Lounge Seating



Interior Frame Construction

The interior frame is constructed of $\frac{3}{4}$ " thick hardwood plywood. The back is made from $\frac{1}{2}$ " thick molded or laminated hardwood veneers. All components are CNC-machined (computer numerical control) to maintain accuracy of part dimensions and to ensure that all connection joints are engineered to interlink with other hardwood plywood components. All joints are glued with polyvinyl acetate adhesive and further secured with staples and wood screws.

Seat Construction

The seat utilizes upholstery straps that are affixed to the machined frames. The seat cushion is $3\frac{3}{4}$ " thick and comprised of high-resilience polyurethane foam.

Backrest & Arm Construction

The inside backrest of the lounge unit utilizes a high-resilience polyurethane foam that provides the contour of the inside backrest as well as supporting product comfort. The outside portion of the unit utilizes polyurethane foam to maintain a smooth consistent shape around the perimeter. Arms are an extension of the back construction.

Upholstery

Upholstery is available in non-contrasting, or contrasting upholstery options on all models. A variety of KI ingrades, Pallas and customer ordered materials/KI ordered materials (COM/KOM) have been approved for use on the Sonrisa product line. All seams are reinforced with double-needle stitching. Stitching may be coordinated with the upholstery or color contrasted; 16 thread colors available.

Base Options

Four base options are available: Black poly feet with adjustable glides, black casters, black poly feet with adjustable glides with tilt-back activated rollers (only available on loveseats and lounge chairs), and swivel base (only available on lounge chairs).

Casters

Casters are 2" high and use $\frac{1}{2}$ " diameter dual soft swivel wheels with a 150 lb weight rating per caster. Casters are Black in color, with four casters per lounge chair and ottoman or six per loveseat and bench. Casters are secured to the underside of the lounge frame using four #10 x 1" Phillips pan head screws.

Poly Feet

Poly feet are 2" high and contain an adjustable glide. Poly feet contain a $\frac{5}{16}$ -18 x $\frac{1}{2}$ " set screw, which twists into a threaded insert in the lounge frame to secure. Poly feet are Black in color with four feet per lounge chair and ottoman, or six per loveseat and bench. The adjustable-height glide bottom pad is of natural color poly, is impact resistant and threads into the nylon foot with a $\frac{1}{4}$ -20 threaded stem having $\frac{7}{8}$ " of leveling adjustability.

Rollers

Roller housing is of molded polypropylene, with a semi-tubular rivet axle for the 1.57" diameter fixed wheel. Wheel is rubber with sealed ball bearings. Roller housing mounts to the underside of a chair or loveseat backrest frame using one #12 x 1" Phillips pan head screw into the underside and two #14 x $\frac{1}{4}$ " Phillips pan head screws into the backrest of the lounge or loveseat. Rollers are black in color, are tilt-back activated and add $1\frac{3}{4}$ " overall depth to bottom rear of chair or loveseat.

Swivel Base

The swivel base is all steel, consisting of 14-gauge round tubing, 14-gauge rectangular tubing, and two 11-gauge stamped steel plates. Steel roller bearings are used for smooth rotation. The ring base is a welded assembly while the swivel plate is bolted together. Swivel base is 2" high, is 22" in diameter and is Black in color. Allows for 360 degrees of swivel, no return.



Furnishing Knowledge®

TECHNICAL SPECIFICATIONS

Sonrisa Lounge Seating (cont.)

Base Options (cont.)

Sonrisa Seating - Base Options				
	Casters	Feet with Adjustable Glides	Rollers	Swivel Base
Lounge Chairs	4 casters	4 feet	2 rollers	1 swivel base
Loveseats	6 casters	6 feet	2 rollers	N/A
Ottomans	4 casters	4 feet	N/A	N/A
Benches	6 casters	6 feet	N/A	N/A

Compliance

This product has been tested according to the Business & institutional Furniture Manufacturers Association (BIFMA) voluntary standards known as ANSI/BIFMA X5.4-2020 for Public and Lounge Seating, meeting, or exceeding all applicable testing requirements of the standard.

This product meets third party certification for Indoor Air Quality as certified by SCS Global Services. This product meets all qualifications for Indoor Advantage Gold, the highest standard which conforms to the ANSI/BIFMA Furniture Emissions Standard (M7.1/X7.1-2011 R2016) and ANSI/BIFMA e3-2019 (Credits 7.6.1, 7.6.2) for seating parameters.

Sonrisa Occasional Tables

Tabletops

All tabletops are $\frac{3}{4}$ " nominal overall thickness with .030" thick high-pressure laminate top surface and .028" phenolic backer (bottom surface). The density of the core in $\frac{3}{4}$ " thick tops is 45 lb/cu ft particleboard, M3 grade. All tops have a 2 mm bonded edge band for tamper and moisture resistance (73P).

Legs

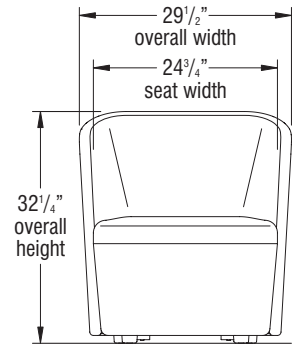
Legs come in two variations, 16" and 21" fixed-height. The legs are constructed of $\frac{7}{16}$ " diameter formed steel wire. Legs are finished in either bright nickel-chrome plating, or powder coat-painted in colors found in the Sonrisa Lounge Furniture Pricelist, on the Product Color Options page.

Glides

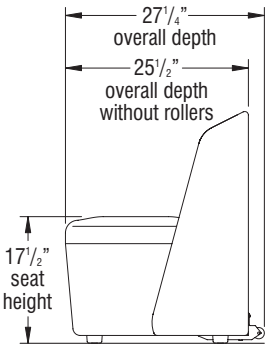
Glides are optional for all tables. The glides are Black, non-marking nylon. They attach to the bottom of the leg and are secured with a locking flat head machine screw. Glides add $\frac{5}{16}$ " to the overall height of the table.

DIMENSIONS

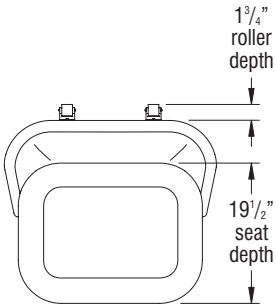
Sonrisa Lounge Chair - Armless



(front view)

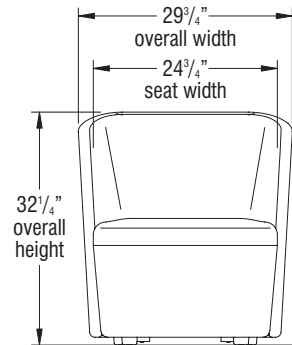


(side view)

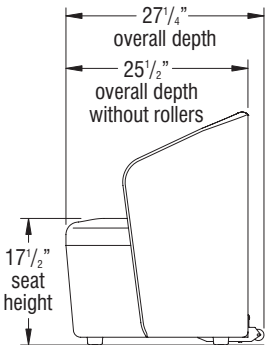


(top view)

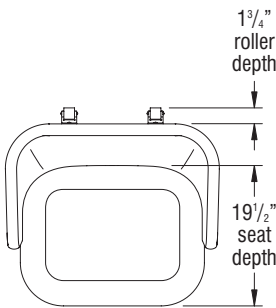
Sonrisa Lounge Chair - with Arms



(front view)

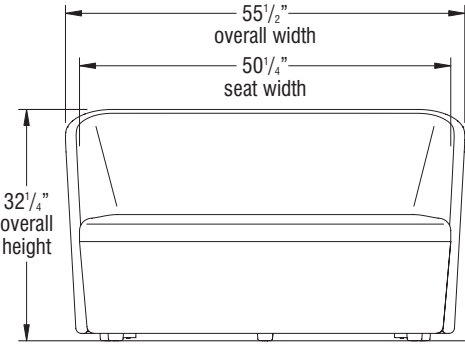


(side view)

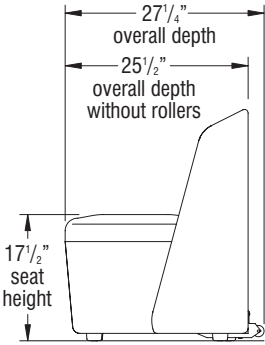


(top view)

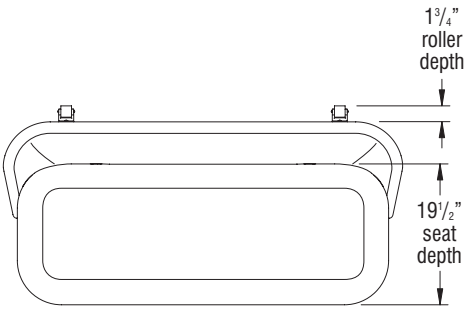
Sonrisa Loveseat - Armless



(front view)



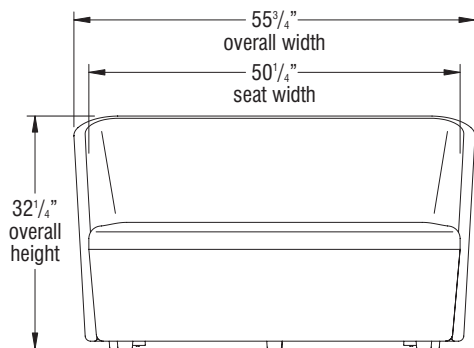
(side view)



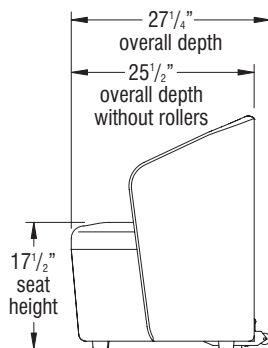
(top view)

DIMENSIONS

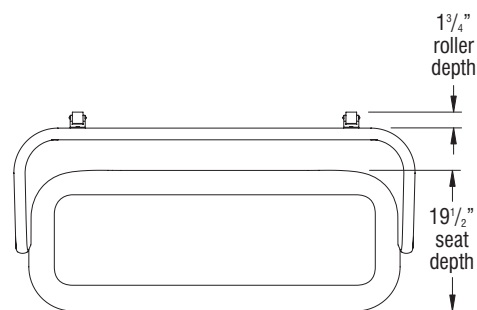
Sonrisa Loveseat - with Arms



(front view)

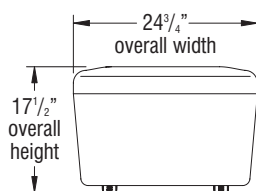


(side view)

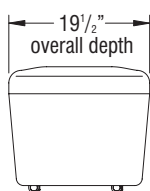


(top view)


Sonrisa Ottoman



(front view)

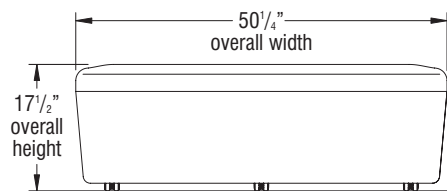


(side view)

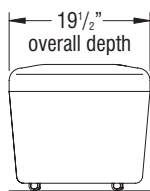


(top view)


Sonrisa Bench



(front view)



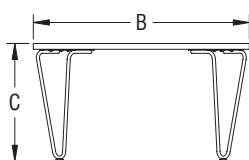
(side view)



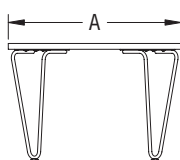
(top view)

Sonrisa Occasional Tables

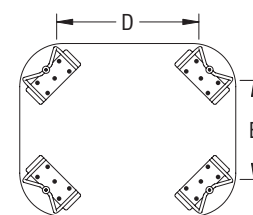
Sonrisa Occasional Table Dimensions					
Model Number	A Table Depth	B Table Width	C Table Height	D Space Between Legs	E Space Between Legs
SNT2I2IH2I	21"	21"	No Glides - 21.05" Glides - 21.34"	10.64"	10.64"
SNT2430H16	24"	30"	No Glides - 16.08" Glides - 16.37"	19.75"	13.75"
SNT3636H16	36"	36"	No Glides - 16.08" Glides - 16.37"	25.75"	25.75"



(front view)




(side view)




(bottom view)

STATEMENT OF LINE


Sonrisa Lounge Seating



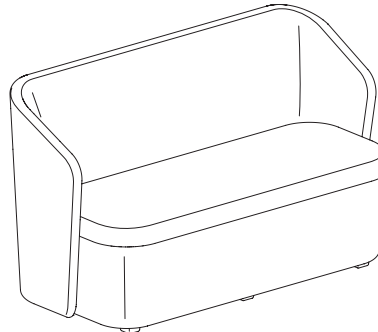
Lounge Chair - Armless
SN11



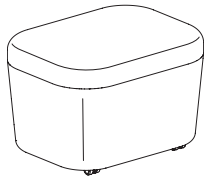
Lounge Chair - with Arms
SN12



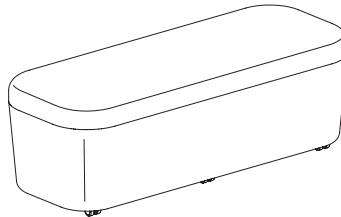
Loveseat - Armless
SN21



Loveseat - with Arms
SN22



Ottoman
SN10



Bench
SN20

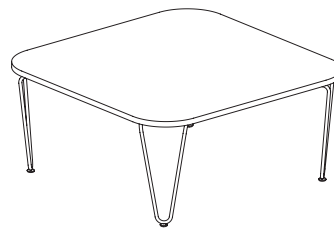
Occasional Tables



End Table
Square
SNT2121H21



Coffee Table
Rectangular
SNT2430H16



Coffee Table
Square
SNT3636H16