



MYPLACETM LOUNGE FURNITURE

PRICE LIST

EFFECTIVE APRIL 2, 2025
800.424.2432



Ordering Customer's Own Material (C.O.M.) Upholstery		
Information		3
MyPlace™ Lounge Seating		
General Information, Backless and 32" Low-Back		5
General Information - Technical Specifications, Backless and 32" Low-Back		7
Product Color Options		10
Ottomans		11
Junior Ottomans		17
Backless Lounge Seating		32
32" Low-Back Lounge Seating		37
General Information, 48" High-Back		50
General Information, 60" High-Back		51
General Information - Technical Specifications, High-Back		52
48" High-Back Lounge Seating		56
60" High-Back Lounge Seating		82
MyPlace™ Tables		
Tables		108
MyPlace™ Curved Shelving		
General Information, Curved Shelving		110
Curved Shelving - 30°		112
Curved Shelving - 45°		114
MyPlace™ Accessories		
Gangers		116
Active Base, Byrne Interlink® IQ Infeed and Jumper		117
C-Table™		
General Information and Technical Specifications, C-Table™		118
General Information, C-Table™ Max		119
Technical Specifications, C-Table Max™		120
Product Color Options		122
27" Fixed Height		123
C-Table™ Max		
26" Fixed Height		124
29" Fixed Height		127
25" - 30" Adjustable Height		130
Athens® Booth Tables		
General Information		133
Product Color Options		135
Square--Flat Disc Base, 4" Column, Fixed Height		136
Rectangular--Flat Disc Base, 4" Column, Fixed Height		137
MyPlace™ Pillar™ Tables		
General Information		138
Product Color Options		141
Inside Curve - 29" High, 18" and 24" Deep		142
Inside Curve - 36" High, 18" and 24" Deep		143
Inside Curve - 42" High, 18" and 24" Deep		144
Outside Curve - 18" High and 24" Deep		145
Rectangular - 29" High, 18" and 24" Deep		146
Rectangular - 36" High, 18" and 24" Deep		147
Rectangular - 42" High, 18" and 24" Deep		148
Inside Curve - 29" High w/Single Circuit		149
Inside Curve - 36" High w/Single Circuit		150
Inside Curve - 42" High w/Single Circuit		151
Rectangular - 29" High w/Single Circuit, 18" and 24" Deep		152
Rectangular - 36" High w/Single Circuit, 18" and 24" Deep		153
Rectangular - 42" High w/Single Circuit, 18" and 24" Deep		154



Specifications Form
January 2023

How to Specify

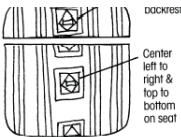
As a standard procedure, KI applies seating upholstery as swatched by the textile distributor. Reference distributor’s website. Upholstery that is required to be applied differently than is swatched, will need a Product Modification Request written specifying the direction the upholstery is to be applied. RAILOADED FABRIC REQUIRES A PRODUCT MODIFICATION REQUEST DUE TO ADDITIONAL YARDAGE REQUIREMENTS

Seating upholstery requiring specific positioning of intricate patterns or patterns repeats on seats and backrests, will need a Product Modification Request written including a sketch noting the specific requirements, as in Diagram A.

C.O.M. must be supplied in continuous yardage.

Yardage requirements listed in price list are based on plain goods 54” wide. Fabrics less than 54” wide, or those requiring matching (stripes, plaids, prints, large patterns) will require additional yardage based on the fabric used and the item ordered. Consult matrix below for additional yardage needed.

Diagram A



C.O.M. INCREASE MATRIX (yardage matrix is also applicable to any reservations of KI Ingrade, Pallas, or K.O.M. upholsteries).

This table is a general guide.

FABRIC WIDTH	PLAIN FABRIC	UNDER 7”	8”–13”	14”-21”	22”-27”	28”-33”	34”-40”	41”-48”
		REPEAT	REPEAT	REPEAT	REPEAT	REPEAT	REPEAT	REPEAT
54”	0	20%	25%	30%	45%	55%	70%	80%
51”-53”	15%	25%	30%	35%	50%	60%	80%	90%
48”-50”	20%	30%	35%	40%	55%	65%	85%	95%
45”-47”	30%	45%	50%	55%	60%	80%	90%	100%
36”-44”	50%	65%	70%	75%	80%	100%	110%	120%

Fabric with double repeat: If using a fabric with a double repeat, please follow this formula: take the total amount of the larger and half of the smaller repeat; add together to find the correct overall repeat. Example: 10” vertical with 14” horizontal would be 14+5=19.

If fabric comes in on multiple rolls, one additional yard per roll needs to be added to the yardage requirement.

Leather hides must be a minimum of 50 square feet of usable material. The outer edges cannot be calculated as square feet or yardage. To determine square footage, multiply unit yardage by 18 square feet to obtain the total square footage required per unit.

For exact production yardage requirements, call 1-800-424-2432, ext. 2707.

Production

Customer’s upholstery must be approved prior to acceptance for production.

After approval, a memo swatch of the C.O.M. from the textile distributor must accompany the order. KI assumes no responsibility for wear, defects, or performance of C.O.M. or K.O.M. upholstery.

C.O.M. not received into the appropriate facility 3 weeks prior to acknowledged delivery date may go on hold. See KI C.O.M.

Shipping Location listing for the correct facility address by product.

All C.O.M. must be labeled as follows:

1. Name and address
2. Your purchase order number
3. Our style number to which fabric is to be applied
4. Supplier name and fabric name, number, and color

ALL C.O.M. Shipments must be prepaid. Collect shipments will be refused.

Testing

When KI requires testing, actual yardage to upholster one chair may be required. The C.O.M. Specialist will confirm model and fabric testing requirements when applicable.

Approved test samples will be applied to the order or will be held for 6 months. After 6 months, the sample will no longer be applied to your order. For all product testing, send fabric samples to the manufacturing facility. See KI C.O.M. Shipping Location listing for the correct facility address by product.

ALL C.O.M. Shipments must be prepaid. Collect shipments will be refused.

Treated Materials

If C.O.M. requires processing such as a stain resistance treatment or acrylic backing, it may shrink. To prevent delays in delivery or back ordering due to shrinkage, please have your processor verify measurement after processing and assure adequate yardage shipped.

Split Orders

If a portion of the shipment which does not require C.O.M. application is to be processed and shipped early, KI will enter the order immediately at your request. These split shipments are subject to minimum order changes.

Excess Upholstery Material

KI will dispose of excess upholstery material at the time of shipment unless expressly requested to return it with the product shipment.

Cancelled or Changed Orders

KI assumes no responsibility for extra C.O.M. due to a change of upholstery or cancellation of an order. If it the customer’s responsibility to arrange for return of the material.

Contact the C.O.M. Specialist at 1-800-424-2432, ext. 2707, with questions or to request a split order



C.O.M. SHIPPING LOCATION



Architectural Walls	Universal Overheads..... MN	MyWay Seating.....HN
Evoke..... MN	Wireworks..... MN	Oath Task Chairs and Stools..... GB
Genius Walls..... MN	Unite..... MN	Opt4..... GB
Casegoods	Residence Hall Furniture	Pilot Task Chairs..... OM
Aristotle Tackboards.....MN	RoomScape Furniture MN	Promenade Seating SystemBW
Likha Tackboards.....MN		Ruckus..... GB
Classroom Furniture	Screens	Sela Lounge Seating HN
Intellect Wave Chairs..... GB	All Terrain.....KP	Sift Task Chairs GB
Learn2 GB	Connection Zone.....BW	Signia Task Chairs and StoolsOM
Ruckus.....GB	Tributaire.....BW	Soltice Metal Collection..... HN
Desking	True/VolitionKP	Soltice Multiple, Healthcare & Guest .HN
700 Series Desking KP	Genesis.....KP	Soltice II Healthcare Seating..... HN
Balance Overheads..... MN	Tattoo..... MN	Sonrisa HN
Genesis Desking..... MN	Universal.....BW	Strive Multiple, Stack & Task GB
True Desking..... KP		SwayBW
Universal Overheads..... MN	Seating	Tattoo HN
WorkZone Desking MN	600 Series Folding Chairs.....BW	Torsion-on-the-Go! Nesting Chairs GB
Files & Storage	600 Series Stools.....BW	Torsion Air Stack and Task Seating GB
700 Series Pedestal Cushion GB	Affina Collection..... HN	Zeker HN
Connection Zone Pads.....BW	Altus Task Chairs.....GB	Zoetry HN
U-Series Pedestal Cushion..... GB	Apply Stack Chairs GB	
Tattoo.....BW	Calida Lounge Seating HN	
Fixed Seating	Diem Task Chairs OM	
Concerto Auditorium Seating.....BW	Doni Collection GB	
Single Pedestal Seating GB	Gladly Lounge SeatingVQ	
Jury Base Seating..... GB	Grazie Seating GB	
Lancaster Auditorium SeatingBW	Hub Modular Lounge SeatingHN	
Sequence Seating..... GB	Impress Task Chairs..... OM	
University Seating..... GB	Impress Ultra Task Chairs OM	
Panel Systems	Jessa Lounge Seating..... HN	
All Terrain..... KP	Jubilee Lounge Seating.....VQ	
Balance Overheads..... MN	Katera..... GB	
	Kurv Benches..... HN	
	LimeLite..... GB	
	Lyra Lounge Seating..... HN	
	Medical & Laboratory Stools..... OM	
	MyPlace Lounge Seating HN	

KI C.O.M. Manufacturing Site Addresses:

<u>BW</u> KI Bonduel Attn: COM Storage 204 West South St. Bonduel, WI 54107	<u>HN</u> KI High Point Attn: COM Storage 217 Feld Avenue High Point, NC 27263	<u>MN</u> KI Manitowoc Attn: COM Storage 1400 S. 41st St. Manitowoc, WI 54220	<u>VQ</u> KI Attn: COM Fabrics 6892 Marlin Circle La Palma, CA 90623
<u>GB</u> KI Green Bay Attn: COM Storage 1687 Westminster Drive - Gate 3 Green Bay, WI 54302	<u>KP</u> KI Pembroke Attn: COM Storage 1000 Olympic Dr. Pembroke, Ontario K8A6X7	<u>OM</u> KI Attn: COM Storage 1110 S. Mildred Ave. Ontario, CA 91761	



18" Round



26" Round



Crescent



Square



Cube



Hexagon

General Dimensions						
Seat width	18-3/4"					
Seat depth						
Seat height	18"	18"	18"		18"	18"
Overall Dimensions						
Width	18" Diameter	26" Diameter	26" Diameter	26"	18"	20-3/4"
Depth			22"	26"	18"	18"
Height	18"	18"	18"	18"	18"	18"



Rectangle



Rectangle with 32" Low-Back



Lounge Chair with 32" Low-Back



Corner with 32" Low-Back (Right and Left)



Five Star with 32" Low-Back

General Dimensions					
Seat width		48"	26"	19"	19"
Seat depth		19"	19"	19"	17"
Seat height		18"	18"	18"	18"
Overall Dimensions					
Width	48"	48"	26"	26"	31-1/4"
Depth	26"	26"	26"	26"	28"
Height	18"	32"	32"	32"	32"



Backless 30° Curve



Inside Back 30° Curve, 32" Low-Back



Outside Back 30° Curve, 32" Low-Back

General Dimensions			
Seat width	14"	14"	14"
Seat depth	19"	19"	19"
Seat height	18"	18"	18"
Overall Dimensions			
Width	28"	28"	28"
Depth	27"	27"	27"
Height	18"	32"	32"



Backless 45° Curve



Inside Back 45° Curve, 32" Low-Back



Outside Back 45° Curve, 32" Low-Back

General Dimensions			
Seat width	21"	21"	21"
Seat depth	19"	19"	19"
Seat height	18"	18"	18"
Overall Dimensions			
Width	41-1/2"	41-1/2"	41-1/2"
Depth	28"	28"	28"
Height	18"	32"	32"



Backless 60° Curve



Inside Back 60° Curve, 32” Low-Back



Outside Back 60° Curve, 32” Low-Back

General Dimensions			
Seat width	28"	28"	28"
Seat depth	19"	19"	19"
Seat height	18"	18"	18"
Overall Dimensions			
Width	54"	54"	54"
Depth	30"	30"	30"
Height	18"	32"	32"



Backless 90° Curve



Inside Back 90° Curve, 32” Low-Back



Outside Back 90° Curve, 32” Low-Back

General Dimensions			
Seat width	39-3/4"	39-3/4"	39-3/4"
Seat depth	19"	19"	19"
Seat height	18"	18"	18"
Overall Dimensions			
Width	76-1/2"	76-1/2"	76-1/2"
Depth	33-1/2"	33-1/2"	33-1/2"
Height	18"	32"	32"



18" Round Table



26" Round Table



Square Table



Inline Table, Without Pad



Inline Table, With Pad

General Dimensions					
Seat width				13"	13"
Seat depth					26"
Seat height				13"	18"
Overall Dimensions					
Width	18" Diameter	26" Diameter	26"	13"	13"
Depth			26"	26"	26"
Height	18"	18"	18"	18"	18"



Junior 18" Round



Junior 26" Round



Junior Crescent



Junior Square



Junior Cube



Junior Hexagon

General Dimensions						
Seat width			18-3/4"			
Seat depth				18"		18"
Seat height	14"	14"	14"		14"	14"
Overall Dimensions						
Width	18" Diameter	26" Diameter	26" Diameter	22"	18"	21"
Depth			22"	22"	18"	18"
Height	14"	14"	14"	14"	14"	14"



Frame

All seat and backrest frames are constructed of 3/4" laminated hardwood plywood, CNC cut. All main frame joints are nailed and glued in addition to interlocking joinery across all stress points.

Foam

MyPlace backless junior models use foam that is 2.6 density, 80 lb compression with 2" thick seat. 3/4" thick foam covers all exposed sides.

The following MyPlace ottoman standard sized models use a high-density foam for firm support: MP18R, MP26R, MPCRE, MP18H, MP18C, M36R, M48R, M26H, M36H, M48H, M36CRE, M48CRE, M36SQR, and M48SQR. The foam is 2.6 density, 80 lb compression with 2" thick seat. 3/4" thick foam covers all exposed sides. The MPTEDP uses a high-density foam that is 3/4" thick, 2.6 density, 80 lb compression.

The following MyPlace backless & 32" low-back standard sized models use a soft sit high-density foam providing enhanced user comfort: MPSQR, MP5S, MPCRv, MPICB, MPOCB, MPRCT, MPRB, MPCRn, MPSQRL, MPC30, MPC45, MPC60, MPC130, MPC145, MPC160, MPCO30, MPCO45 and MPCO60. The foam is 2.5 density, 45 lb compression with 2 1/2" thick seat, topped with 1/2" of 2.6 density 80 lb compression foam. The backs are 1 1/2" total thickness consisting of 1" thick 2.5 density - 45 lb and a 1/2" topper of 2.6 density - 80 lb compression foam. 3/4" of 2.6 density, 80 lb compression foam covers all exposed sides.

Sewing

All MyPlace lounge units are double-needle stitched at all primary seams for lasting durability.

Base Options

Active Base

The active base is 1/4" thick convex molded ABS, 1 7/8" high, and has a slip-resistant texture on the bottom. Available only in black. Available on 18" round, 18" hexagon, junior 18" round and junior 18" hexagon ottomans only.

Casters

Casters are 2" high and use 1 1/2" diameter dual soft swivel wheels with a 150 lb weight rating per caster. They are black in color with four or five casters used per lounge depending upon model. Casters are only available non-locking. **Note:** Caster lounges cannot be ganged.

Concealed Glides

Concealed glides are height-adjustable steel, 1/4-20 threaded with a natural color nylon bottom. Glides allow for 3/4" of height adjustment, except for in-line table glides which allow for 1/4" height adjustment. Four or five glides are used per lounge depending upon model. In-line table concealed glides are adjustable, screw-in as opposed to nail-in.

Feet

Cast Aluminum Feet

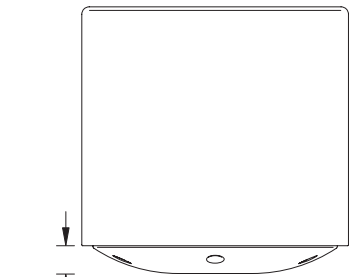
Cast aluminum feet are 2" high and mounted to the underside frame using 5/16-18 x 1 1/2" set screws. Feet are offered in brushed aluminum or finished in powder-coat paint with four or five feet used per lounge, depending upon model. A height-adjustable steel 1/4-20 threaded, natural color, impact resistant nylon glide bottom allows for 3/4" of leveling. See KI Color Addendum for paint color offering. Cast aluminum feet are not available on MyPlace Junior models.

Poly Feet

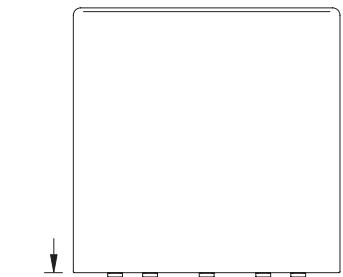
Poly feet are 2" high polyurethane, and contain an adjustable glide. The height-adjustable steel 1/4-20 threaded, natural color, impact resistant nylon glide bottom allows for 3/4" of leveling. Poly feet are mounted to the underside frame using 5/16-18 x 1 1/2" set screws. Feet are black in color with four or five feet used per lounge, depending upon model.

Wood Feet

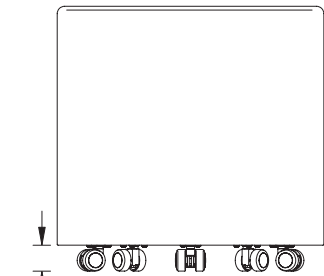
Wood feet are 2" high and made from 2" x 2" x 2" Beech hardwood, kiln dried to a moisture content of 6%. Exposed wood is sanded with 220 grit sand paper, then spray stained with KI standard colors, or a non-standard color match and placed in a burn-off oven for one hour at 140-150 degrees. The wood is then sealed to prevent moisture imbalance and finish sanded with 400 grit sand paper for fine detailing. The final step for wood feet is the application of a varnish topcoat, then feet are oven baked. Both the sealer and finish coats contain an anti-microbial protectant. A height-adjustable steel 1/4-20 threaded, natural color, impact resistant nylon glide bottom allows for 3/4" of leveling. Four to five wood feet are used per lounge depending upon model. See KI color addendum for stain color offering.



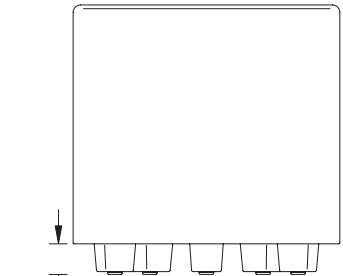
Active Base



Concealed Glides



Casters



Cast Aluminum, Poly, & Wood Feet



Ganging

Backless, 32" low-back & table gangers are made from 10-gauge steel (1/8" thick), powder-coated black and mounted to the underside of any lounge using #14 x 1" wood screws. Only the feet and concealed glide base options are available to use gangers.

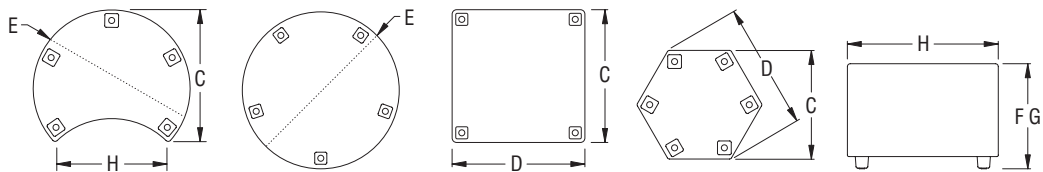
Electrical System
















Byrne Mini-Tap® Power Module with 3-Prong Plug







MyPlace backless lounges and 32" low-back standard size lounges can be configured with optional Byrne Mini-Tap® power modules with 3-prong plug (a self-contained, UL listed single relocatable power tap). One 15-amp, 125 volt AC simplex receptacle with one 2.1-amp, 5 volt DC USB-A port, and one USB-C port (2.0 and 3.0 compatible, no data), provide connection for device charging or direct AC power. Byrne Mini-Tap® power module is standard with 72" long, 14 AWG, 15-amp NEMA rated 3-conductor SJT cord with a three-prong grounded plug. Faceplates are optionally either black in color with black outlet ports, white with white outlet ports, or silver with black outlet ports. Cord is black.

One Byrne Mini-Tap® power module with 3-prong plug is available per model. See MyPlace Lounge Furniture - Planning Guide (KI-PG-000020) for configurable power locations.

MyPlace Ottomans

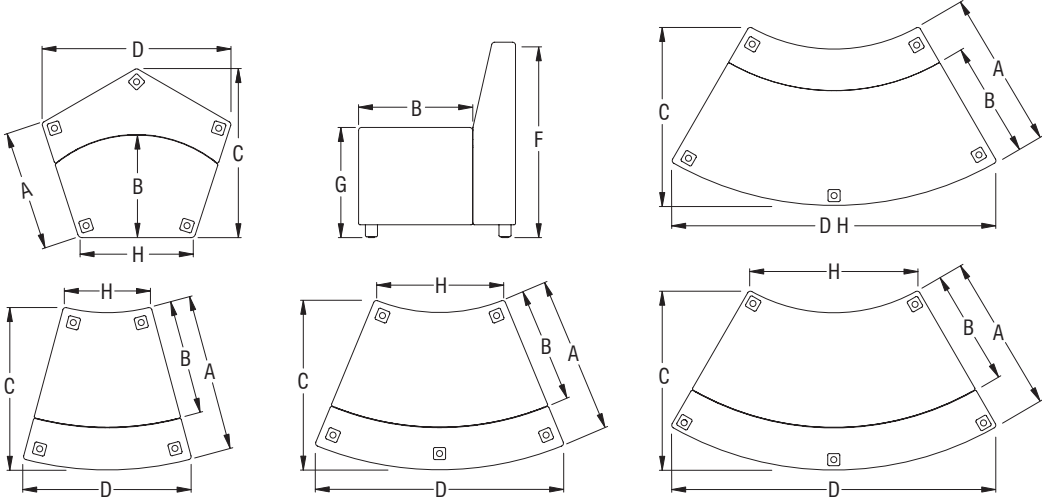














Ottomans - Overall Dimensions									
Model		A (Back Depth)	B (Seat Depth)	C (Overall Depth)	D (Overall Width)	E (Diameter)	F (Overall Height)	G (Seat Height)	H (Seat Width)
	MP18R					18"	18"	18"	
	MP26R					26"	18"	18"	
	M36R					36"	18"	18"	
	M48R					48"	18"	18"	
	MPCRE			22"		26"	18"	18"	18¾"
	MCRE36			29¼"		36"	18"	18"	36"
	MCRE48			37⅞"		48"	18"	18"	48"
	MP18H		18"	18"	20¾"		18"	18"	
	M26H		26"	26"	30"		18"	18"	
	M36H		36"	36"	41½"		18"	18"	
	M48H		48"	48"	55⅜"		18"	18"	
	MP18C		18"	18"	18"		18"	18"	
	MPSQR		26"	26"	26"		18"	18"	
	MC36		36"	36"	36"		18"	18"	
	MC48		47½"	47½"	47½"		18"	18"	

Junior Ottomans - Overall Dimensions									
Model		A (Back Depth)	B (Seat Depth)	C (Overall Depth)	D (Overall Width)	E (Diameter)	F (Overall Height)	G (Seat Height)	H (Seat Width)
	MPJ18R					18"	14"	14"	
	MPJ26R					26"	14"	14"	
	MPJCRE			22"		26"	14"	14"	18¾"
	MPJ18H		18"	18"	21"		14"	14"	
	MPJ18C		18"	18"	18"		14"	14"	
	MPJSQR		22"	22"	22"		14"	14"	

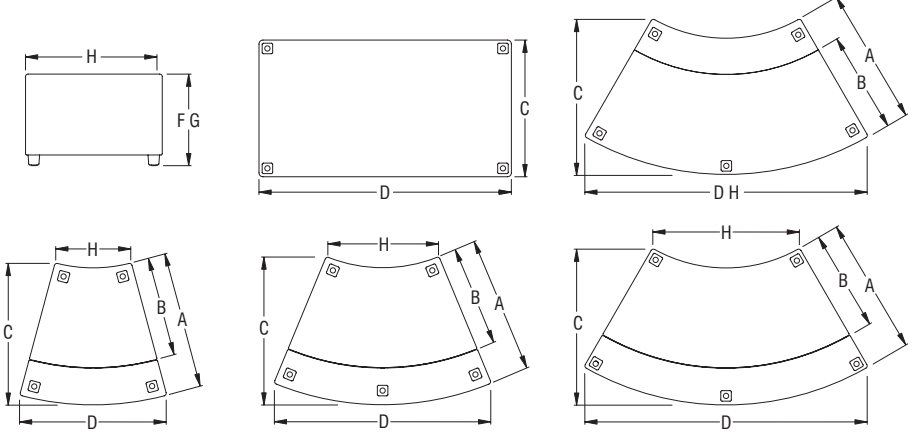






MyPlace 32” Low-Back Lounges



32" Low-Back Lounge Overall Dimension									
Model		A (Back Depth)	B (Seat Depth)	C (Overall Depth)	D (Overall Width)	E (Diameter)	F (Overall Height)	G (Seat Height)	H (Seat Width)
	MPSQRL	26"	19"	26"			32"	18"	
	MPRB	26"	19"	26"	48"		32"	18"	
	MPCRN	26"	19"	26"	26"		32"	18"	
	MP5S	20"	17"	28"	31 1/4"		32"	18"	19"
	MPCI30	26"	19"	27"	28"		32"	18"	14"
	MPCI45	26"	19"	28"	41 1/2"		32"	18"	21"
	MPCI60	26"	19"	30"	54"		32"	18"	28"
	MPICB	26"	19"	33 1/2"	76 1/2"		32"	18"	39 3/4"
	MPCO30	26"	19"	27"	28"		32"	18"	14"
	MPCO45	26"	19"	28"	41 1/2"		32"	18"	21"
	MPCO60	26"	19"	30"	54"		32"	18"	28"
	MPOCB	26"	19"	33 1/2"	76 1/2"		32"	18"	39 3/4"



MyPlace Backless Lounges



Backless Lounges - Overall Dimension									
Model		A (Back Depth)	B (Seat Depth)	C (Overall Depth)	D (Overall Width)	E (Diameter)	F (Overall Height)	G (Seat Height)	H (Seat Width)
	MPRCT		26"	26"	48"		18"	18"	
	MPC30			27"	28"		18"	18"	14"
	MPC45			28"	41 1/2"		18"	18"	21"
	MPC60			30"	54"		18"	18"	28"
	MPCRV			33 1/2"	76 1/2"		18"	18"	39 3/4"

Finish Cards	<u>Paints</u>	<u>Wood/Veneer</u>	<u>Molded Edges</u>	<u>Hard Plastics</u>
View color swatches for items listed within this document.	<u>Plastics/Poly</u>	<u>Laminates</u>	<u>Edge Styles</u>	<u>Glass</u>

Certain options referenced may not be available on GSA Schedule.

		MODEL NUMBER																			
		Basic Model	Non-Contrast or Fabric Contrast 1	Fabric Contrast 2	Wood Feet Finish	Alum-inum Feet Finish	Moisture Barrier	Approx. Packaged Weight	Grade C.O.M.	Grade C	Grade D	Grade E & C.O.L.	Grade F	Grade G	Grade H	Grade I	Grade J	Grade K	Grade L Leather	Grade M Leather	Moisture Barrier add to list price
<div>concealed glides shown</div> <div></div> <div>M18R</div> <div>18" Round - Non-contrast</div> <div><ul style="list-style-type: none">Non-contrast C.O.M = 1.25 ydsDia=18" H=18"</div>	Concealed Glide, Non-contrast	MP18R/CGL/NC	□□□□				□□□	30.0#	\$ 653	\$ 711	\$ 726	\$ 744	\$ 756	\$ 782	\$ 807	\$ 842	\$ 898	\$ 960	\$ 1021	\$ 1144	\$ 105
	Poly Feet, Non-contrast	MP18R/PFT/NC	□□□□				□□□	30.0#	653	711	726	744	756	782	807	842	898	960	1021	1144	105
	Wood Feet, Non-contrast	MP18R/WFT/NC	□□□□		□□□		□□□	30.0#	780	837	853	871	885	910	933	969	1024	1088	1147	1270	105
	Casters, Non-contrast	MP18R/CST/NC	□□□□				□□□	30.0#	653	711	726	744	756	782	807	842	898	960	1021	1144	105
	Aluminum Feet, Non-Contrast	MP18R/AFT/NC	□□□□			□□	□□□	35.0#	787	845	861	879	893	918	941	978	1033	1098	1158	1282	105
	Active Base, Non-contrast	MP18R/ABO/NC	□□□□				□□□	30.0#	750	808	823	841	854	878	903	934	995	1056	1118	1242	105
<div>concealed glides shown</div> <div></div> <div>M18R</div> <div>18" Round - Contrast</div> <div><ul style="list-style-type: none">1 = Base (Fabric Contrast 1) C.O.M. = 1.25 yd2 = Seat (Fabric Contrast 2) C.O.M. = .75 ydDia=18" H=18"Price is based off of highest grade fabric.</div>	Concealed Glide, Contrast	MP18R/CGL/FC	□□□□	□□□□			□□□	30.0#	\$ 685	\$ 779	\$ 803	\$ 832	\$ 852	\$ 891	\$ 931	\$ 986	\$ 1077	\$ 1176	\$ 1401	\$ 1471	\$ 105
	Poly Feet, Contrast	MP18R/PFT/FC	□□□□	□□□□			□□□	30.0#	685	779	803	832	852	891	931	986	1077	1176	1401	1471	105
	Wood Feet, Contrast	MP18R/WFT/FC	□□□□	□□□□	□□□		□□□	30.0#	811	906	930	958	980	1018	1057	1113	1203	1303	1529	1598	105
	Casters, Contrast	MP18R/CST/FC	□□□□	□□□□			□□□	30.0#	685	779	803	832	852	891	931	986	1077	1176	1401	1471	105
	Aluminum Feet, Contrast	MP18R/AFT/FC	□□□□	□□□□		□□	□□□	35.0#	818	914	938	968	989	1027	1068	1123	1214	1315	1542	1612	105
	Active Base, Contrast	MP18R/ABO/FC	□□□□	□□□□			□□□	30.0#	775	869	893	922	942	981	1021	1070	1168	1266	1364	1562	105
		A	B	C	D	E	F														

HOW TO ORDER

Indicate the following information on order form:

- Quantity of each item.
- Model number, including options. See “How To Build a Model Number”.
- Any special service required.

Note:

- The □ indicates that a choice is required.
- The absence of the □ indicates that no choice is required.
- Alpha-numeric characters in place of □ indicate that no other alternatives are available.

HOW TO BUILD A MODEL NUMBER

- A**Select basic model.
- B**Select non-contrast or fabric contrast 1.
Refer to ki.com/fabrics
- C**Select fabric contrast 2.
Refer to ki.com/fabrics
- D**Select wood feet finish.
Refer to the **Product Color Options** page in this price list.
- E**Select brushed aluminum feet finish.
Refer to the **Product Color Options** page in this price list.
- F**Select moisture barrier.

MB - Moisture barrier

NMB - No moisture barrier

See pricing column for moisture barrier upcharge.

SPECIAL SERVICES

Special Carton Marking

With specially marked information N/C

Shipping
Ships **assembled, FOB High Point, NC 27263, freight prepaid.** Freight class 250.

Specifications and prices are subject to change without prior notice.

A

B

C

D

E

F

1. Quantity of each item.
2. Model number, including options. See "How To Build a Model Number".
3. Any special service required.

- The absence of the ☐ indicates that no choice is required.
- Alpha-numeric characters in place of ☐ indicate that no other alternatives are available.

A Select basic model.

B Select non-contrast or fabric contrast 1.
Refer to ki.com/fabrics

C Select fabric contrast 2
Refer to ki.com/fabrics

D Select wood feet finish.
Refer to the **Product Color Options** page in this price list.

E Select brushed aluminum feet finish. Refer to the **Product Color Options** price list.

F Select moisture barrier.

MB - Moisture barrier

NMB - No moisture barrier

See pricing column for moisture barrier upcharge.

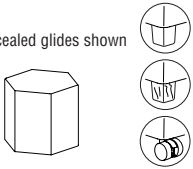
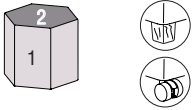
Special Carton Marking

With specially marked information N/C

Shipping

Ships assembled, FOB High Point, NC 27263, freight prepaid. Freight class 250.

Specifications and prices are subject to change without prior notice.

			MODEL NUMBER																			
			Basic Model	Non-Contrast or Fabric Contrast 1	Fabric Contrast 2	Wood Feet Finish	Alum-inum Feet Finish	Moisture Barrier	Approx. Packaged Weight	Grade C.O.M.	Grade C	Grade D	Grade E & C.O.L.	Grade F	Grade G	Grade H	Grade I	Grade J	Grade K	Grade L Leather	Grade M Leather	Moisture Barrier add to list price
<div>concealed glides shown</div> <div></div>	Concealed Glides, Non-contrast	MP18H/CGL/NC	□□□□					□□□	26.5#	\$ 745	\$ 817	\$ 835	\$ 857	\$ 873	\$ 901	\$ 931	\$ 973	\$ 1041	\$ 1115	\$ 1189	\$ 1336	\$ 190
	Poly Feet, Non-contrast	MP18H/PFT/NC	□□□□					□□□	25.5#	745	817	835	857	873	901	931	973	1041	1115	1189	1336	190
	Wood Feet, Non-contrast	MP18H/WFT/NC	□□□□			□□□		□□□	25.5#	874	943	962	985	998	1028	1058	1089	1169	1242	1317	1465	190
	Casters, Non-contrast	MP18H/CST/NC	□□□□					□□□	25.5#	745	817	835	857	873	901	931	973	1041	1115	1189	1336	190
	Aluminum Feet, Non-Contrast	MP18H/AFT/NC	□□□□				□□	□□□	25.5#	881	951	970	993	1007	1037	1069	1110	1180	1253	1328	1478	190
	Active Base, Non-contrast	MP18H/ABO/NC	□□□□					□□□	26.5#	855	926	944	965	980	1010	1040	1076	1150	1223	1297	1446	190
M18H																						
18" Hexagon - Non-contrast																						
• Non-contrast C.O.M = 1.5 yds																						
Overall Dimensions:																						
• W=20.75" D=18" H=18"																						
<div>concealed glides shown</div> <div></div>	Concealed Glides, Contrast	MP18H/CGL/FC	□□□□	□□□□				□□□	25.5#	\$ 773	\$ 871	\$ 896	\$ 926	\$ 947	\$ 989	\$ 1029	\$ 1086	\$ 1182	\$ 1284	\$ 1385	\$ 1589	\$ 190
	Poly Feet, Contrast	MP18H/PFT/FC	□□□□	□□□□				□□□	25.5#	773	871	896	926	947	989	1029	1086	1182	1284	1385	1589	190
	Wood Feet, Contrast	MP18H/WFT/FC	□□□□	□□□□	□□□			□□□	25.5#	905	1002	1028	1058	1078	1118	1159	1217	1313	1414	1518	1719	190
	Casters, Contrast	MP18H/CST/FC	□□□□	□□□□				□□□	25.5#	773	871	896	926	947	989	1029	1086	1182	1284	1385	1589	190
	Aluminum Feet, Contrast	MP18H/AFT/FC	□□□□	□□□□			□□	□□□	25.5#	881	976	1001	1030	1049	1089	1129	1185	1278	1377	1478	1674	190
	Active Base, Contrast	MP18H/ABO/FC	□□□□	□□□□				□□□	26.5#	880	974	998	1027	1047	1086	1126	1175	1273	1371	1469	1667	190
M18H																						
18" Hexagon - Contrast																						
• 1 = Base (Fabric Contrast 1) C.O.M. = 1.25 yd																						
• 2 = Seat (Fabric Contrast 2) C.O.M. = .75 yd																						
Overall Dimensions:																						
• W=20.75" D=18" H=18"																						
• Price is based off of highest grade fabric.																						
			A	B	C	D	E	F														

HOW TO ORDER

Indicate the following information on order form:

- Quantity of each item.
- Model number, including options. See “How To Build a Model Number”.
- Any special service required.

Note:

- The □ indicates that a choice is required.
- The absence of the □ indicates that no choice is required.
- Alpha-numeric characters in place of □ indicate that no other alternatives are available.

HOW TO BUILD A MODEL NUMBER

- A**Select basic model.
- B**Select non-contrast or fabric contrast 1.
Refer to [ki.com/fabrics](#)
- C**Select fabric contrast 2.
Refer to [ki.com/fabrics](#)
- D**Select wood feet finish.
Refer to the **Product Color Options** page in this price list.
- E**Select brushed aluminum feet finish.
Refer to the **Product Color Options** page in this price list.
- F**Select moisture barrier.

MB

- Moisture barrier

NMB

- No moisture barrier

See pricing column for moisture barrier upcharge.

SPECIAL SERVICES

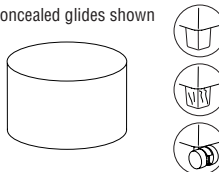
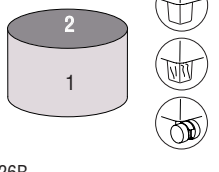
Special Carton Marking

With specially marked information N/C

Shipping

Ships **assembled, FOB High Point, NC 27263, freight prepaid.** Freight class 250.

Specifications and prices are subject to change without prior notice.

		MODEL NUMBER																			
		Basic Model	Non-Contrast or Fabric Contrast 1	Fabric Contrast 2	Wood Feet Finish	Alum-inum Feet Finish	Moisture Barrier	Approx. Packaged Weight	Grade C.O.M.	Grade C	Grade D	Grade E & C.O.L.	Grade F	Grade G	Grade H	Grade I	Grade J	Grade K	Grade L Leather	Grade M Leather	Moisture Barrier add to list price
<div>concealed glides shown</div> <div></div>	Concealed Glide, Non-contrast	MP26R/CGL/NC	□□□□				□□□	35.0#	\$ 781	\$ 887	\$ 914	\$ 946	\$ 969	\$ 1013	\$ 1058	\$ 1113	\$ 1223	\$ 1333	\$ 1444	\$ 1667	\$ 150
	Poly Feet, Non-contrast	MP26R/PFT/NC	□□□□				□□□	35.0#	781	887	914	946	969	1013	1058	1113	1223	1333	1444	1667	150
	Wood Feet, Non-contrast	MP26R/WFT/NC	□□□□		□□□		□□□	35.0#	909	1013	1041	1075	1096	1141	1186	1240	1350	1461	1573	1793	150
	Casters, Non-contrast	MP26R/CST/NC	□□□□				□□□	35.0#	781	887	914	946	969	1013	1058	1113	1223	1333	1444	1667	150
	Aluminum Feet, Non-Contrast	MP26R/AFT/NC	□□□□			□□	□□□	35.0#	917	1022	1050	1084	1105	1151	1196	1251	1362	1475	1587	1810	150
<div>M26R</div> <div>26” Round - Non-contrast</div> <div><ul style="list-style-type: none">• Non-contrast C.O.M = 2.25 yds• Ganging (specify kit separately)• Dia=26” H=18”</div>																					
<div>concealed glides shown</div> <div></div>	Concealed Glide, Contrast	MP26R/CGL/FC	□□□□	□□□□			□□□	35.0#	\$ 812	\$ 924	\$ 952	\$ 986	\$ 1045	\$ 1090	\$ 1134	\$ 1189	\$ 1350	\$ 1461	\$ 1699	\$ 1921	\$ 150
	Poly Feet, Contrast	MP26R/PFT/FC	□□□□	□□□□			□□□	35.0#	812	924	952	986	1045	1090	1134	1189	1350	1461	1699	1921	150
	Wood Feet, Contrast	MP26R/WFT/FC	□□□□	□□□□	□□□		□□□	35.0#	940	1051	1079	1113	1173	1217	1263	1317	1478	1588	1826	2047	150
	Casters, Contrast	MP26R/CST/FC	□□□□	□□□□			□□□	35.0#	812	924	952	986	1045	1090	1134	1189	1350	1461	1699	1921	150
	Aluminum Feet, Contrast	MP26R/AFT/FC	□□□□	□□□□		□□	□□□	35.0#	948	1061	1089	1123	1183	1227	1274	1328	1491	1602	1843	2066	150
<div>M26R</div> <div>26” Round - Contrast</div> <div><ul style="list-style-type: none">• 1 = Base (Fabric Contrast 1) C.O.M. = 1.75 yd• 2 = Seat (Fabric Contrast 2) C.O.M. = 1 yd• Ganging (specify kit separately)• Dia=26” H=18”• Price is based off of highest grade fabric.</div>																					
		A	B	C	D	E	F														

Indicate the following information on order form:

1. Quantity of each item.
2. Model number, including options. See "How To Build a Model Number".
3. Any special service required.

- The absence of the ☐ indicates that no choice is required.
- Alpha-numeric characters in place of ☐ indicate that no other alternatives are available.

A Select basic model.

B Select non-contrast or fabric contrast 1.
Refer to ki.com/fabrics

- C** Select fabric contrast 2.
Refer to ki.com/fabrics
- D** Select wood feet finish.
Refer to the **Product Color Options** page in this price list.
- E** Select brushed aluminum feet finish.
Refer to the **Product Color Options** page in this price list.

F Select moisture barrier.

MB	- Moisture barrier
NMB	- No moisture barrier

See pricing column for moisture barrier upcharge.

Special Carton Marking

With specially marked information N/C

Shipping

**Ships assembled, FOB High Point, NC 27263,
freight prepaid. Freight class 250.**

Specifications and prices are subject to change without prior notice.

[illegible]

Indicate the following information on order form:

1. Quantity of each item.
2. Model number, including options. See "How To Build a Model Number".
3. Any special service required.

- The absence of the ☐ indicates that no choice is required.
- Alpha-numeric characters in place of ☐ indicate that no other alternatives are available.

A Select basic model.

B Select non-contrast or fabric contrast 1.
Refer to ki.com/fabrics

D Select wood feet finish.
Refer to the **Product Color Options** page in this price list.

F Select moisture barrier.

MB	- Moisture barrier
NMB	- No moisture barrier

See pricing column for moisture barrier upcharge.

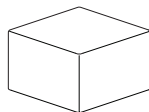
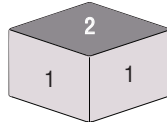
Special Carton Marking

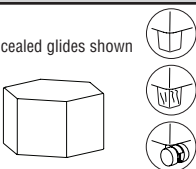
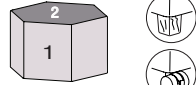
With specially marked information N/C

Shipping

**Ships assembled, FOB High Point, NC 27263,
freight prepaid. Freight class 250.**

Specifications and prices are subject to change without prior notice.

		MODEL NUMBER																			
		Basic Model	Non-Contrast or Fabric Contrast 1	Fabric Contrast 2	Wood Feet Finish	Alum-inum Feet Finish	Moisture Barrier	Approx. Packaged Weight	Grade C.O.M.	Grade C	Grade D	Grade E & C.O.L.	Grade F	Grade G	Grade H	Grade I	Grade J	Grade K	Grade L Leather	Grade M Leather	Moisture Barrier add to list price
<div>concealed glides shown</div> <div></div>	Concealed Glide, Non-contrast	MPSQR/CGL/NC	□□□□				□□□	39.0#	\$ 874	\$ 1037	\$ 1081	\$ 1132	\$ 1167	\$ 1235	\$ 1303	\$ 1390	\$ 1561	\$ 1734	\$ 1907	\$ 2248	\$ 227
	Poly Feet, Non-contrast	MPSQR/PFT/NC	□□□□				□□□	39.0#	874	1037	1081	1132	1167	1235	1303	1390	1561	1734	1907	2248	227
	Wood Feet, Non-contrast	MPSQR/WFT/NC	□□□□		□□□		□□□	39.0#	1000	1166	1209	1259	1293	1362	1430	1518	1688	1861	2033	2377	227
	Casters, Non-contrast	MPSQR/CST/NC	□□□□				□□□	39.0#	874	1037	1081	1132	1167	1235	1303	1390	1561	1734	1907	2248	227
	Aluminum Feet, Non-contrast	MPSQR/AFT/NC	□□□□			□□	□□□	39.0#	1009	1176	1220	1272	1305	1375	1443	1531	1703	1878	2051	2398	227
MSQR																					
26" Square - Non-contrast																					
• Non-contrast C.O.M = 3.5 yds																					
• Ganging (specify kit separately)																					
• W=26" D=26" H=18"																					
<div>concealed glides shown</div> <div></div>	Concealed Glide, Contrast	MPSQR/CGL/FC	□□□□	□□□□			□□□	39.0#	\$ 906	\$ 1069	\$ 1113	\$ 1164	\$ 1198	\$ 1267	\$ 1335	\$ 1422	\$ 1593	\$ 1765	\$ 1937	\$ 2282	\$ 227
	Poly Feet, Contrast	MPSQR/PFT/FC	□□□□	□□□□			□□□	39.0#	906	1069	1113	1164	1198	1267	1335	1422	1593	1765	1937	2282	227
	Wood Feet, Contrast	MPSQR/WFT/FC	□□□□	□□□□	□□□		□□□	39.0#	1033	1197	1240	1291	1324	1395	1463	1548	1721	1893	2064	2409	227
	Casters, Contrast	MPSQR/CST/FC	□□□□	□□□□			□□□	39.0#	906	1069	1113	1164	1198	1267	1335	1422	1593	1765	1937	2282	227
	Aluminum Feet, Contrast	MPSQR/AFT/FC	□□□□	□□□□		□□	□□□	39.0#	1042	1207	1251	1303	1336	1407	1477	1562	1736	1910	2083	2430	227
MSQR																					
26" Square - Contrast																					
• 1 = Base (Fabric Contrast 1) C.O.M. = 2.5 yd																					
• 2 = Seat (Fabric Contrast 2) C.O.M. = 1 yd																					
• Ganging (specify kit separately)																					
• W=26" D=26" H=18"																					
• Price is based off of highest grade fabric.																					

			MODEL NUMBER																			
			Basic Model	Non-Contrast or Fabric Contrast 1	Fabric Contrast 2	Wood Feet Finish	Alum-inum Feet Finish	Moisture Barrier														
Features								Approx. Packaged Weight	Grade C.O.M.	Grade C	Grade D	Grade E & C.O.L.	Grade F	Grade G	Grade H	Grade I	Grade J	Grade K	Grade L Leather	Grade M Leather	Moisture Barrier add to list price	
<div>concealed glides shown</div> <div></div> <div>M26H</div> <div>26” Hexagon - Non-contrast</div> <div><ul style="list-style-type: none">Non-contrast C.O.M = 2.25 ydsGanging (specify kit seperately)</div> <div>Overall Dimensions:</div> <div><ul style="list-style-type: none">W=30” D=26” H=18”</div> <div>.</div>	Concealed Glides, Non-contrast	MP26H/CGL/NC	<input type="checkbox"/> <input type="checkbox"/> <input type="checkbox"/> <input type="checkbox"/>				<input type="checkbox"/> <input type="checkbox"/> <input type="checkbox"/>	41.0#	\$ 915	\$ 1021	\$ 1048	\$ 1080	\$ 1103	\$ 1147	\$ 1192	\$ 1247	\$ 1357	\$ 1467	\$ 1578	\$ 1801	\$ 240	
	Poly Feet, Non-contrast	MP26H/PFT/NC	<input type="checkbox"/> <input type="checkbox"/> <input type="checkbox"/> <input type="checkbox"/>				<input type="checkbox"/> <input type="checkbox"/> <input type="checkbox"/>	41.0#	970	1076	1103	1135	1158	1202	1247	1302	1412	1522	1633	1856	240	
	Wood Feet, Non-contrast	MP26H/WFT/NC	<input type="checkbox"/> <input type="checkbox"/> <input type="checkbox"/> <input type="checkbox"/>		<input type="checkbox"/> <input type="checkbox"/> <input type="checkbox"/>		<input type="checkbox"/> <input type="checkbox"/> <input type="checkbox"/>	41.0#	1100	1206	1233	1265	1288	1332	1377	1432	1542	1652	1763	1986	240	
	Casters, Non-contrast	MP26H/CST/NC	<input type="checkbox"/> <input type="checkbox"/> <input type="checkbox"/> <input type="checkbox"/>				<input type="checkbox"/> <input type="checkbox"/> <input type="checkbox"/>	41.0#	970	1076	1103	1135	1158	1202	1247	1302	1412	1522	1633	1856	240	
	Aluminum Feet, Non-contrast	MP26H/AFT/NC	<input type="checkbox"/> <input type="checkbox"/> <input type="checkbox"/> <input type="checkbox"/>			<input type="checkbox"/> <input type="checkbox"/>	<input type="checkbox"/> <input type="checkbox"/> <input type="checkbox"/>	41.0#	1105	1211	1238	1270	1293	1337	1382	1437	1547	1657	1768	1991	240	
<div>concealed glides shown</div> <div></div> <div>M26H</div> <div>26” Hexagon - Contrast</div> <div><ul style="list-style-type: none">1 = Base (Fabric Contrast 1) C.O.M. = 1.5 yd2 = Seat (Fabric Contrast 2) C.O.M. = 1.25 ydGanging (specify kit seperately)</div> <div>Overall Dimensions:</div> <div><ul style="list-style-type: none">W=30” D=26” H=18”</div> <div><ul style="list-style-type: none">Price is based off of highest grade fabric.</div>	Concealed Glides, Contrast	MP26H/CGL/FC	<input type="checkbox"/> <input type="checkbox"/> <input type="checkbox"/> <input type="checkbox"/>	<input type="checkbox"/> <input type="checkbox"/> <input type="checkbox"/> <input type="checkbox"/>			<input type="checkbox"/> <input type="checkbox"/> <input type="checkbox"/>	41.0#	\$ 945	\$ 1074	\$ 1107	\$ 1147	\$ 1175	\$ 1228	\$ 1283	\$ 1351	\$ 1485	\$ 1620	\$ 1755	\$ 2028	\$ 240	
	Poly Feet, Non-contrast	MP26H/PFT/FC	<input type="checkbox"/> <input type="checkbox"/> <input type="checkbox"/> <input type="checkbox"/>	<input type="checkbox"/> <input type="checkbox"/> <input type="checkbox"/> <input type="checkbox"/>			<input type="checkbox"/> <input type="checkbox"/> <input type="checkbox"/>	41.0#	1000	1129	1162	1202	1230	1283	1338	1406	1540	1675	1810	2083	240	
	Wood Feet, Contrast	MP26H/WFT/FC	<input type="checkbox"/> <input type="checkbox"/> <input type="checkbox"/> <input type="checkbox"/>	<input type="checkbox"/> <input type="checkbox"/> <input type="checkbox"/> <input type="checkbox"/>	<input type="checkbox"/> <input type="checkbox"/> <input type="checkbox"/>		<input type="checkbox"/> <input type="checkbox"/> <input type="checkbox"/>	41.0#	1130	1260	1293	1332	1360	1414	1469	1536	1671	1805	1941	2213	240	
	Casters, Contrast	MP26H/CST/FC	<input type="checkbox"/> <input type="checkbox"/> <input type="checkbox"/> <input type="checkbox"/>	<input type="checkbox"/> <input type="checkbox"/> <input type="checkbox"/> <input type="checkbox"/>			<input type="checkbox"/> <input type="checkbox"/> <input type="checkbox"/>	41.0#	1000	1129	1162	1202	1230	1283	1338	1406	1540	1675	1810	2083	240	
	Aluminum Feet, Contrast	MP26H/AFT/FC	<input type="checkbox"/> <input type="checkbox"/> <input type="checkbox"/> <input type="checkbox"/>	<input type="checkbox"/> <input type="checkbox"/> <input type="checkbox"/> <input type="checkbox"/>		<input type="checkbox"/> <input type="checkbox"/>	<input type="checkbox"/> <input type="checkbox"/> <input type="checkbox"/>	41.0#	1135	1264	1297	1336	1364	1418	1473	1540	1675	1809	1945	2218	240	
		A	B	C	D	E	F															

HOW TO ORDER

Indicate the following information on order form:

- Quantity of each item.
- Model number, including options. See “How To Build a Model Number”.
- Any special service required.

Note:

- The ☐ indicates that a choice is required.
- The absence of the ☐ indicates that no choice is required.
- Alpha-numeric characters in place of ☐ indicate that no other alternatives are available.

HOW TO BUILD A MODEL NUMBER

- A**Select basic model.
- B**Select non-contrast or fabric contrast 1.
Refer to [ki.com/fabrics](#)
- C**Select fabric contrast 2.
Refer to [ki.com/fabrics](#)
- D**Select wood feet finish.
Refer to the **Product Color Options** page in this price list.
- E**Select brushed aluminum feet finish.
Refer to the **Product Color Options** page in this price list.
- F**Select moisture barrier.

MB - Moisture barrier

NMB - No moisture barrier

See pricing column for moisture barrier upcharge.

SPECIAL SERVICES

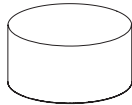
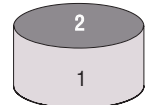
Special Carton Marking

With specially marked information N/C

Shipping
Ships **assembled, FOB High Point, NC 27263, freight prepaid.** Freight class 250.

Specifications and prices are subject to change without prior notice.



		MODEL NUMBER																			Moisture Barrier add to list price
		Basic Model	Non-Contrast or Fabric Contrast 1	Fabric Contrast 2	Wood Feet Finish	Alum- inum- Feet Finish	Moisture Barrier														
Features								Approx. Packaged Weight	Grade C.O.M.	Grade C	Grade D	Grade E & C.O.L.	Grade F	Grade G	Grade H	Grade I	Grade J	Grade K	Grade L Leather	Grade M Leather	
<div>concealed glides shown</div> <div></div> <div>M36R</div> <div>36" Round - Non-contrast</div> <div><ul style="list-style-type: none">Non-contrast C.O.M = 3.75 ydsGanging (specify kit seperately)Dia=36" H=18"</div>	Concealed Glide, Non-contrast	MP36R/CGL/NC	□□□□				□□□	65.0#	\$ 1225	\$ 1402	\$ 1447	\$ 1500	\$ 1538	\$ 1612	\$ 1687	\$ 1778	\$ 1962	\$ 2145	\$ 2330	\$ 2702	\$ 310
	Poly Feet, Non-contrast	MP36R/PFT/NC	□□□□				□□□	65.0#	1280	1457	1502	1555	1594	1667	1742	1834	2017	2200	2385	2757	310
	Wood Feet, Non-contrast	MP36R/WFT/NC	□□□□		□□□		□□□	65.0#	1410	1586	1631	1685	1723	1796	1871	1963	2146	2330	2515	2886	310
	Casters, Non-contrast	MP36R/CST/NC	□□□□				□□□	65.0#	1280	1457	1502	1555	1594	1667	1742	1834	2017	2200	2385	2757	310
	Aluminum Feet, Non-contrast	MP36R/AFT/NC	□□□□			□□	□□□	65.0#	1415	1592	1637	1690	1729	1802	1877	1969	2152	2335	2520	2892	310
<div>concealed glides shown</div> <div></div> <div>M36R</div> <div>36" Round - Contrast</div> <div><ul style="list-style-type: none">1 = Base (Fabric Contrast 1) C.O.M. = 2.75 yd2 = Seat (Fabric Contrast 2) C.O.M. = 1.25 ydGanging (specify kit seperately)Dia=36" H=18"Price is based off of highest grade fabric.</div>	Concealed Glide, Contrast	MP36R/CGL/FC	□□□□	□□□□			□□□	65.0#	\$ 1255	\$ 1443	\$ 1491	\$ 1548	\$ 1589	\$ 1667	\$ 1747	\$ 1845	\$ 2040	\$ 2236	\$ 2433	\$ 2830	\$ 310
	Poly Feet, Contrast	MP36R/PFT/FC	□□□□	□□□□			□□□	65.0#	1310	1498	1546	1603	1644	1722	1802	1900	2096	2291	2489	2885	310
	Wood Feet, Contrast	MP36R/WFT/FC	□□□□	□□□□	□□□		□□□	65.0#	1440	1628	1676	1733	1774	1852	1932	2030	2226	2421	2619	3015	310
	Casters, Contrast	MP36R/CST/FC	□□□□	□□□□			□□□	65.0#	1310	1498	1546	1603	1644	1722	1802	1900	2096	2291	2489	2885	310
	Aluminum Feet, Contrast	MP36R/AFT/FC	□□□□	□□□□		□□	□□□	65.0#	1445	1633	1681	1738	1779	1857	1937	2035	2230	2426	2623	3020	310
		A	B	C	D	E	F														

HOW TO ORDER

- Indicate the following information on order form:
- Quantity of each item.
 - Model number, including options. See “How To Build a Model Number”.
 - Any special service required.

Note:

- The □ indicates that a choice is required.
- The absence of the □ indicates that no choice is required.
- Alpha-numeric characters in place of □ indicate that no other alternatives are available.

HOW TO BUILD A MODEL NUMBER

- A**Select basic model.
- B**Select non-contrast or fabric contrast 1.
Refer to [ki.com/fabrics](https://www.ki.com/fabrics)
- C**Select fabric contrast 2.
Refer to [ki.com/fabrics](https://www.ki.com/fabrics)
- D**Select wood feet finish.
Refer to the **Product Color Options** page in this price list.
- E**Select brushed aluminum feet finish.
Refer to the **Product Color Options** page in this price list.
- F**Select moisture barrier.
- | | |
|------------|-----------------------|
| MB | - Moisture barrier |
| NMB | - No moisture barrier |
- See pricing column for moisture barrier upcharge.

SPECIAL SERVICES

Special Carton Marking

With specially marked information N/C

Shipping
Ships **assembled, FOB High Point, NC 27263, freight prepaid.** Freight class 250.

Specifications and prices are subject to change without prior notice.



HOW TO ORDER

Indicate the following information on order form:

- Quantity of each item.
- Model number, including options. See “How To Build a Model Number”.
- Any special service required.

Note:

- The ☐ indicates that a choice is required.
- The absence of the ☐ indicates that no choice is required.
- Alpha-numeric characters in place of ☐ indicate that no other alternatives are available.

HOW TO BUILD A MODEL NUMBER

A

Select basic model.

B

Select non-contrast or fabric contrast 1.
Refer to [ki.com/fabrics](#)

C

Select fabric contrast 2.
Refer to [ki.com/fabrics](#)

D

Select wood feet finish.
Refer to the **Product Color Options** page in this price list.

E

Select brushed aluminum feet finish.
Refer to the **Product Color Options** page in this price list.

F

Select moisture barrier.

MB	- Moisture barrier
NMB	- No moisture barrier

See pricing column for moisture barrier upcharge.

SPECIAL SERVICES

Special Carton Marking

With specially marked informationN/C

Shipping

Ships **assembled, FOB High Point, NC 27263, freight prepaid.** Freight class 250.

Specifications and prices are subject to change without prior notice.



		MODEL NUMBER																			
		Basic Model	Non-Contrast or Fabric Contrast 1	Fabric Contrast 2	Wood Feet Finish	Alum-inum Feet Finish	Moisture Barrier	Approx. Packaged Weight	Grade C.O.M.	Grade C	Grade D	Grade E & C.O.L.	Grade F	Grade G	Grade H	Grade I	Grade J	Grade K	Grade L Leather	Grade M Leather	Moisture Barrier add to list price
<div>concealed glides shown</div> <div></div> <div>M36S</div> <div>36" Square - Non-contrast</div> <div><ul style="list-style-type: none">Non-contrast C.O.M = 3.75 ydsGanging (specify kit separately)W=36" D=36" H=18"</div>	Concealed Glide, Non-contrast	MP36SQR/CGL/NC	□□□□				□□□	70.0#	\$ 1250	\$ 1427	\$ 1472	\$ 1525	\$ 1563	\$ 1637	\$ 1712	\$ 1803	\$ 1987	\$ 2170	\$ 2355	\$ 2727	\$ 310
	Poly Feet, Non-contrast	MP36SQR/PFT/NC	□□□□				□□□	70.0#	1305	1482	1527	1580	1618	1692	1767	1858	2042	2225	2410	2782	310
	Wood Feet, Non-contrast	MP36SQR/WFT/NC	□□□□		□□□		□□□	70.0#	1435	1612	1657	1710	1748	1822	1897	1988	2172	2355	2540	2912	310
	Casters, Non-contrast	MP36SQR/CST/NC	□□□□				□□□	70.0#	1305	1482	1527	1580	1618	1692	1767	1858	2042	2225	2410	2782	310
	Aluminum Feet, Non-contrast	MP36SQR/AFT/NC	□□□□			□□	□□□	70.0#	1440	1617	1662	1715	1754	1827	1902	1994	2177	2360	2545	2917	310
<div>concealed glides shown</div> <div></div> <div>M36S</div> <div>36" Square - Contrast</div> <div><ul style="list-style-type: none">1 = Base (Fabric Contrast 1) C.O.M. = 2.75 yd2 = Seat (Fabric Contrast 2) C.O.M. = 1.25 ydGanging (specify kit separately)W=36" D=36" H=18"Price is based off of highest grade fabric.</div>	Concealed Glide, Contrast	MP36SQR/CGL/FC	□□□□	□□□□			□□□	70.0#	\$ 1280	\$ 1469	\$ 1517	\$ 1574	\$ 1615	\$ 1693	\$ 1773	\$ 1871	\$ 2066	\$ 2262	\$ 2459	\$ 2855	\$ 310
	Poly Feet, Contrast	MP36SQR/PFT/FC	□□□□	□□□□			□□□	70.0#	1335	1524	1572	1629	1669	1748	1828	1925	2121	2317	2514	2910	310
	Wood Feet, Contrast	MP36SQR/WFT/FC	□□□□	□□□□	□□□		□□□	70.0#	1465	1654	1702	1759	1800	1878	1958	2056	2251	2447	2644	3041	310
	Casters, Contrast	MP36SQR/CST/FC	□□□□	□□□□			□□□	70.0#	1335	1524	1572	1629	1669	1748	1828	1925	2121	2317	2514	2910	310
	Aluminum Feet, Contrast	MP36SQR/AFT/FC	□□□□	□□□□		□□	□□□	70.0#	1470	1659	1707	1763	1804	1883	1963	2060	2256	2451	2649	3045	310
		A	B	C	D	E	F														

HOW TO ORDER

Indicate the following information on order form:

- Quantity of each item.
- Model number, including options. See "How To Build a Model Number".
- Any special service required.

Note:

- The □ indicates that a choice is required.
- The absence of the □ indicates that no choice is required.
- Alpha-numeric characters in place of □ indicate that no other alternatives are available.

HOW TO BUILD A MODEL NUMBER

- A** Select basic model.
- B** Select non-contrast or fabric contrast 1.
Refer to [ki.com/fabrics](#)
- C** Select fabric contrast 2.
Refer to [ki.com/fabrics](#)
- D** Select wood feet finish.
Refer to the **Product Color Options** page in this price list.
- E** Select brushed aluminum feet finish.
Refer to the **Product Color Options** page in this price list.
- F** Select moisture barrier.

MB - Moisture barrier

NMB - No moisture barrier

See pricing column for moisture barrier upcharge.

SPECIAL SERVICES

Special Carton Marking

With specially marked information N/C

Shipping
Ships **assembled, FOB High Point, NC 27263, freight prepaid.** Freight class 250.

Specifications and prices are subject to change without prior notice.



		MODEL NUMBER																			
		Basic Model	Non-Contrast or Fabric Contrast 1	Fabric Contrast 2	Wood Feet Finish	Alum-inum Feet Finish	Moisture Barrier	Approx. Packaged Weight	Grade C.O.M.	Grade C	Grade D	Grade E & C.O.L.	Grade F	Grade G	Grade H	Grade I	Grade J	Grade K	Grade L Leather	Grade M Leather	Moisture Barrier add to list price
<div>concealed glides shown</div> <div></div> <div>M36H</div> <div>36" Hexagon - Non-contrast</div> <div><ul style="list-style-type: none">Non-contrast C.O.M = 3 ydsGanging (specify kit seperately)</div> <div>Overall Dimensions:</div> <div><ul style="list-style-type: none">W=41.5" D=36" H=18"</div>	Features																				
	Concealed Glides, Non-contrast	MP36H/CGL/NC	□□□□				□□□	60.0#	\$ 1285	\$ 1426	\$ 1462	\$ 1505	\$ 1535	\$ 1594	\$ 1654	\$ 1727	\$ 1874	\$ 2021	\$ 2169	\$ 2466	\$ 310
	Poly Feet, Non-contrast	MP36H/PFT/NC	□□□□				□□□	60.0#	1340	1481	1517	1560	1590	1649	1709	1782	1929	2076	2224	2521	310
	Wood Feet, Non-contrast	MP36H/WFT/NC	□□□□		□□□		□□□	60.0#	1470	1611	1647	1690	1720	1779	1839	1912	2059	2206	2354	2651	310
	Casters, Non-contrast	MP36H/CST/NC	□□□□				□□□	60.0#	1340	1481	1517	1560	1590	1649	1709	1782	1929	2076	2224	2521	310
	Aluminum Feet, Non-contrast	MP36H/AFT/NC	□□□□			□□	□□□	60.0#	1475	1616	1652	1695	1725	1784	1844	1917	2064	2211	2359	2656	310
<div>concealed glides shown</div> <div></div> <div>M36H</div> <div>36" Hexagon - Contrast</div> <div><ul style="list-style-type: none">1 = Base (Fabric Contrast 1) C.O.M. = 2 yd2 = Seat (Fabric Contrast 2) C.O.M. = 1.25 ydGanging (specify kit seperately)</div> <div>Overall Dimensions:</div> <div><ul style="list-style-type: none">W=41.5" D=36" H=18"</div> <div><ul style="list-style-type: none">Price is based off of highest grade fabric.</div>	Features																				
	Concealed Glides, Contrast	MP36H/CGL/FC	□□□□	□□□□			□□□	60.0#	\$ 1315	\$ 1468	\$ 1507	\$ 1553	\$ 1586	\$ 1650	\$ 1715	\$ 1794	\$ 1953	\$ 2112	\$ 2272	\$ 2594	\$ 310
	Poly Feet, Non-contrast	MP36H/PFT/FC	□□□□	□□□□			□□□	60.0#	1370	1523	1562	1608	1641	1705	1770	1849	2008	2167	2327	2649	310
	Wood Feet, Contrast	MP36H/WFT/FC	□□□□	□□□□	□□□		□□□	60.0#	1500	1653	1692	1738	1771	1835	1900	1979	2138	2297	2457	2779	310
	Casters, Contrast	MP36H/CST/FC	□□□□	□□□□			□□□	60.0#	1370	1523	1562	1608	1641	1705	1770	1849	2008	2167	2327	2649	310
	Aluminum Feet, Contrast	MP36H/AFT/FC	□□□□	□□□□		□□	□□□	60.0#	1505	1658	1697	1743	1776	1840	1905	1984	2143	2302	2463	2785	310
		A	B	C	D	E	F														

HOW TO ORDER

Indicate the following information on order form:

- Quantity of each item.
- Model number, including options. See “How To Build a Model Number”.
- Any special service required.

Note:

- The □ indicates that a choice is required.
- The absence of the □ indicates that no choice is required.
- Alpha-numeric characters in place of □ indicate that no other alternatives are available.

HOW TO BUILD A MODEL NUMBER

- A**Select basic model.
- B**Select non-contrast or fabric contrast 1.
Refer to **ki.com/fabrics**
- C**Select fabric contrast 2.
Refer to **ki.com/fabrics**
- D**Select wood feet finish.
Refer to the **Product Color Options** page in this price list.
- E**Select brushed aluminum feet finish.
Refer to the **Product Color Options** page in this price list.
- F**Select moisture barrier.

MB - Moisture barrier

NMB - No moisture barrier

See pricing column for moisture barrier upcharge.

SPECIAL SERVICES

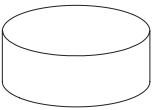
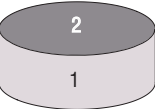
Special Carton Marking

With specially marked information N/C

Shipping
Ships **assembled, FOB High Point, NC 27263, freight prepaid.** Freight class 250.

Specifications and prices are subject to change without prior notice.



		MODEL NUMBER																			
		Basic Model	Non-Contrast or Fabric Contrast 1	Fabric Contrast 2	Wood Feet Finish	Alum-inum Feet Finish	Moisture Barrier	Approx. Packaged Weight	Grade C.O.M.	Grade C	Grade D	Grade E & C.O.L.	Grade F	Grade G	Grade H	Grade I	Grade J	Grade K	Grade L Leather	Grade M Leather	Moisture Barrier add to list price
<div>concealed glides shown</div> <div></div> <div>M48R</div> <div>48" Round - Non-contrast</div> <div><ul style="list-style-type: none">Non-contrast C.O.M = 3.5 ydsGanging (specify kit seperately)Dia=48" H=18"</div>	Concealed Glide, Non-contrast	MP48R/CGL/NC	<input type="checkbox"/> <input type="checkbox"/> <input type="checkbox"/> <input type="checkbox"/>				<input type="checkbox"/> <input type="checkbox"/>	75.0#	\$ 1510	\$ 1675	\$ 1717	\$ 1767	\$ 1803	\$ 1871	\$ 1941	\$ 2027	\$ 2198	\$ 2369	\$ 2542	\$ 2889	\$ 370
	Poly Feet, Non-contrast	MP48R/PFT/NC	<input type="checkbox"/> <input type="checkbox"/> <input type="checkbox"/> <input type="checkbox"/>				<input type="checkbox"/> <input type="checkbox"/>	75.0#	1580	1745	1787	1837	1873	1941	2011	2097	2268	2439	2612	2959	370
	Wood Feet, Non-contrast	MP48R/WFT/NC	<input type="checkbox"/> <input type="checkbox"/> <input type="checkbox"/> <input type="checkbox"/>		<input type="checkbox"/> <input type="checkbox"/>		<input type="checkbox"/> <input type="checkbox"/>	75.0#	1710	1875	1917	1967	2003	2071	2141	2227	2398	2569	2741	3088	370
	Casters, Non-contrast	MP48R/CST/NC	<input type="checkbox"/> <input type="checkbox"/> <input type="checkbox"/> <input type="checkbox"/>				<input type="checkbox"/> <input type="checkbox"/>	75.0#	1580	1745	1787	1837	1873	1941	2011	2097	2268	2439	2612	2959	370
	Aluminum Feet, Non-contrast	MP48R/AFT/NC	<input type="checkbox"/> <input type="checkbox"/> <input type="checkbox"/> <input type="checkbox"/>			<input type="checkbox"/> <input type="checkbox"/>	<input type="checkbox"/> <input type="checkbox"/>	75.0#	1715	1880	1922	1972	2007	2076	2146	2231	2402	2574	2746	3093	370
<div>concealed glides shown</div> <div></div> <div>M48R</div> <div>48" Round - Contrast</div> <div><ul style="list-style-type: none">1 = Base (Fabric Contrast 1) C.O.M. = 2 yd2 = Seat (Fabric Contrast 2) C.O.M. = 1.75 ydGanging (specify kit seperately)Dia=48" H=18"Price is based off of highest grade fabric.</div>	Concealed Glide, Contrast	MP48R/CGL/FC	<input type="checkbox"/> <input type="checkbox"/> <input type="checkbox"/> <input type="checkbox"/>	<input type="checkbox"/> <input type="checkbox"/> <input type="checkbox"/> <input type="checkbox"/>			<input type="checkbox"/> <input type="checkbox"/>	75.0#	\$ 1540	\$ 1717	\$ 1762	\$ 1815	\$ 1853	\$ 1927	\$ 2002	\$ 2093	\$ 2277	\$ 2460	\$ 2645	\$ 3017	\$ 370
	Poly Feet, Contrast	MP48R/PFT/FC	<input type="checkbox"/> <input type="checkbox"/> <input type="checkbox"/> <input type="checkbox"/>	<input type="checkbox"/> <input type="checkbox"/> <input type="checkbox"/> <input type="checkbox"/>			<input type="checkbox"/> <input type="checkbox"/>	75.0#	1610	1787	1832	1885	1923	1997	2072	2163	2347	2530	2715	3087	370
	Wood Feet, Contrast	MP48R/WFT/FC	<input type="checkbox"/> <input type="checkbox"/> <input type="checkbox"/> <input type="checkbox"/>	<input type="checkbox"/> <input type="checkbox"/> <input type="checkbox"/> <input type="checkbox"/>	<input type="checkbox"/> <input type="checkbox"/>		<input type="checkbox"/> <input type="checkbox"/>	75.0#	1740	1917	1962	2015	2053	2127	2202	2293	2477	2660	2845	3217	370
	Casters, Contrast	MP48R/CST/FC	<input type="checkbox"/> <input type="checkbox"/> <input type="checkbox"/> <input type="checkbox"/>	<input type="checkbox"/> <input type="checkbox"/> <input type="checkbox"/> <input type="checkbox"/>			<input type="checkbox"/> <input type="checkbox"/>	75.0#	1610	1787	1832	1885	1923	1997	2072	2163	2347	2530	2715	3087	370
	Aluminum Feet, Contrast	MP48R/AFT/FC	<input type="checkbox"/> <input type="checkbox"/> <input type="checkbox"/> <input type="checkbox"/>	<input type="checkbox"/> <input type="checkbox"/> <input type="checkbox"/> <input type="checkbox"/>		<input type="checkbox"/> <input type="checkbox"/>	<input type="checkbox"/> <input type="checkbox"/>	75.0#	1745	1921	1966	2020	2058	2131	2206	2298	2481	2665	2850	3221	370
		A	B	C	D	E	F														

HOW TO ORDER

Indicate the following information on order form:

- Quantity of each item.
- Model number, including options. See “How To Build a Model Number”.
- Any special service required.

Note:

- The ☐ indicates that a choice is required.
- The absence of the ☐ indicates that no choice is required.
- Alpha-numeric characters in place of ☐ indicate that no other alternatives are available.

HOW TO BUILD A MODEL NUMBER

- A**Select basic model.
- B**Select non-contrast or fabric contrast 1.
Refer to [ki.com/fabrics](https://www.ki.com/fabrics)
- C**Select fabric contrast 2.
Refer to [ki.com/fabrics](https://www.ki.com/fabrics)
- D**Select wood feet finish.
Refer to the **Product Color Options** page in this price list.
- E**Select brushed aluminum feet finish.
Refer to the **Product Color Options** page in this price list.
- F**Select moisture barrier.
- | | |
|------------|-----------------------|
| MB | - Moisture barrier |
| NMB | - No moisture barrier |
- See pricing column for moisture barrier upcharge.

SPECIAL SERVICES

Special Carton Marking

With specially marked information N/C

Shipping
Ships **assembled, FOB High Point, NC 27263, freight prepaid.** Freight class 250.

Specifications and prices are subject to change without prior notice.



		MODEL NUMBER																			
		Basic Model	Non-Contrast or Fabric Contrast 1	Fabric Contrast 2	Wood Feet Finish	Alum-inum Feet Finish	Moisture Barrier	Approx. Packaged Weight	Grade C.O.M.	Grade C	Grade D	Grade E & C.O.L.	Grade F	Grade G	Grade H	Grade I	Grade J	Grade K	Grade L Leather	Grade M Leather	Moisture Barrier add to list price
<div>concealed glides shown</div> <div></div> <div>M48C</div> <div>48" Crescent - Non-contrast</div> <div><ul style="list-style-type: none">Non-contrast C.O.M = 3.75 ydsGanging (specify kit separately)Dia=48" H=18"</div>	Concealed Glide, Non-contrast	MP48CRE/CGL/NC	□□□□				□□□	65.0#	\$ 1515	\$ 1691	\$ 1736	\$ 1790	\$ 1828	\$ 1901	\$ 1976	\$ 2068	\$ 2251	\$ 2435	\$ 2620	\$ 2991	\$ 370
	Poly Feet, Non-contrast	MP48CRE/PFT/NC	□□□□				□□□	65.0#	1585	1762	1807	1860	1898	1972	2047	2138	2322	2505	2690	3062	370
	Wood Feet, Non-contrast	MP48CRE/WFT/NC	□□□□		□□□		□□□	65.0#	1715	1891	1936	1990	2028	2101	2176	2268	2451	2635	2820	3191	370
	Casters, Non-contrast	MP48CRE/CST/NC	□□□□				□□□	65.0#	1585	1762	1807	1860	1898	1972	2047	2138	2322	2505	2690	3062	370
	Aluminum Feet, Non-Contrast	MP48CRE/AFT/NC	□□□□			□□	□□□	65.0#	1720	1897	1942	1995	2033	2107	2182	2273	2457	2640	2825	3197	370
<div>concealed glides shown</div> <div></div> <div>M48C</div> <div>48" Crescent - Contrast</div> <div><ul style="list-style-type: none">1 = Base (Fabric Contrast 1) C.O.M. = 2.5 yd2 = Seat (Fabric Contrast 2) C.O.M. = 1.5 ydGanging (specify kit separately)Dia=48" H=18"Price is based off of highest grade fabric.</div>	Concealed Glide, Contrast	MP48CRE/CGL/FC	□□□□	□□□□			□□□	65.0#	\$ 1545	\$ 1733	\$ 1781	\$ 1838	\$ 1879	\$ 1957	\$ 2037	\$ 2135	\$ 2330	\$ 2526	\$ 2723	\$ 3120	\$ 370
	Poly Feet, Contrast	MP48CRE/PFT/FC	□□□□	□□□□			□□□	65.0#	1615	1803	1851	1908	1949	2027	2107	2205	2400	2596	2793	3190	370
	Wood Feet, Contrast	MP48CRE/WFT/FC	□□□□	□□□□	□□□		□□□	65.0#	1745	1933	1981	2038	2079	2157	2237	2335	2530	2726	2923	3320	370
	Casters, Contrast	MP48CRE/CST/FC	□□□□	□□□□			□□□	65.0#	1615	1803	1851	1908	1949	2027	2107	2205	2400	2596	2793	3190	370
	Aluminum Feet, Contrast	MP48CRE/AFT/FC	□□□□	□□□□		□□	□□□	65.0#	1750	1938	1986	2043	2084	2162	2242	2340	2536	2731	2929	3325	370

HOW TO ORDER

Indicate the following information on order form:

- Quantity of each item.
- Model number, including options. See “How To Build a Model Number”.
- Any special service required.

Note:

- The □ indicates that a choice is required.
- The absence of the □ indicates that no choice is required.
- Alpha-numeric characters in place of □ indicate that no other alternatives are available.

HOW TO BUILD A MODEL NUMBER

- A**Select basic model.
- B**Select non-contrast or fabric contrast 1.
Refer to [ki.com/fabrics](#)
- C**Select fabric contrast 2.
Refer to [ki.com/fabrics](#)
- D**Select wood feet finish.
Refer to the **Product Color Options** page in this price list.
- E**Select brushed aluminum feet finish.
Refer to the **Product Color Options** page in this price list.
- F**Select moisture barrier.

MB - Moisture barrier

NMB - No moisture barrier

See pricing column for moisture barrier upcharge.

SPECIAL SERVICES

Special Carton Marking

With specially marked information N/C

Shipping
Ships **assembled, FOB High Point, NC 27263, freight prepaid.** Freight class 250.

Specifications and prices are subject to change without prior notice.



HOW TO ORDER

Indicate the following information on order form:
1. Quantity of each item.
2. Model number, including options. See “How To Build a Model Number”.
3. Any special service required.

Note: • The ☐ indicates that a choice is required.
• The absence of the ☐ indicates that no choice is required.
• Alpha-numeric characters in place of ☐ indicate that no other alternatives are available.

HOW TO BUILD A MODEL NUMBER

A

Select basic model.

B

Select non-contrast or fabric contrast 1.
Refer to [ki.com/fabrics](#)

C

Select fabric contrast 2.
Refer to [ki.com/fabrics](#)

D

Select wood feet finish.
Refer to the **Product Color Options** page in this price list.

E

Select brushed aluminum feet finish.
Refer to the **Product Color Options** page in this price list.

F

Select moisture barrier.

MB	- Moisture barrier
NMB	- No moisture barrier

See pricing column for moisture barrier upcharge.

SPECIAL SERVICES

Special Carton Marking


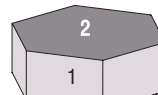
With specially marked information N/C

Shipping

Ships **assembled, FOB High Point, NC 27263, freight prepaid.** Freight class 250.

Specifications and prices are subject to change without prior notice.



<div>concealed glides shown</div> 	Concealed Glides, Non-contrast	MP48H/CGL/NC	□□□□				□□□□	100.0#	\$ 1670	\$ 1871	\$ 1940	\$ 2022	\$ 2081	\$ 2193	\$ 2286	\$ 2414	\$ 2671	\$ 2928	\$ 3187	\$ 3707	\$ 370
	Poly Feet, Non-contrast	MP48H/PFT/NC	□□□□				□□□□	100.0#	1640	1887	1950	2025	2078	2181	2286	2414	2671	2928	3187	3707	370
	Wood Feet, Non-contrast	MP48H/WFT/NC	□□□□			□□□□	□□□□	100.0#	1770	2017	2080	2155	2208	2311	2416	2544	2801	3058	3317	3837	370
	Casters, Non-contrast	MP48H/CST/NC	□□□□				□□□□	100.0#	1640	1887	1950	2025	2078	2181	2286	2414	2671	2928	3187	3707	370
	Aluminum Feet, Non-contrast	MP48H/AFT/NC	□□□□			□□	□□□□	100.0#	1775	2022	2085	2160	2214	2316	2421	2550	2806	3063	3322	3842	370
M48H																					
48" Hexagon - Non-contrast																					
<ul style="list-style-type: none">Non-contrast C.O.M = 5.25 ydsGanging (specify kit seperately)																					
Overall Dimensions:																					
<ul style="list-style-type: none">W=55.5" D=48" H=18"																					
<div>concealed glides shown</div> 	Concealed Glides, Contrast	MP48H/CGL/FC	□□□□	□□□□			□□□□	100.0#	\$ 1600	\$ 1871	\$ 1940	\$ 2022	\$ 2081	\$ 2193	\$ 2308	\$ 2449	\$ 2730	\$ 3011	\$ 3295	\$ 3865	\$ 370
	Poly Feet, Non-contrast	MP48H/PFT/FC	□□□□	□□□□			□□□□	100.0#	1670	1941	2010	2092	2151	2263	2378	2519	2800	3081	3365	3934	370
	Wood Feet, Contrast	MP48H/WFT/FC	□□□□	□□□□	□□□□		□□□□	100.0#	1800	2071	2140	2222	2281	2393	2508	2649	2930	3211	3495	4064	370
	Casters, Contrast	MP48H/CST/FC	□□□□	□□□□			□□□□	100.0#	1670	1941	2010	2092	2151	2263	2378	2519	2800	3081	3365	3934	370
	Aluminum Feet, Contrast	MP48H/AFT/FC	□□□□	□□□□		□□	□□□□	100.0#	1805	2076	2145	2227	2286	2398	2513	2654	2935	3216	3500	4070	370
M48H																					
48" Hexagon - Contrast																					
<ul style="list-style-type: none">1 = Base (Fabric Contrast 1) C.O.M. = 3.75 yd2 = Seat (Fabric Contrast 2) C.O.M. = 2 ydGanging (specify kit seperately)																					
Overall Dimensions:																					
<ul style="list-style-type: none">W=55.5" D=48" H=18"																					
<ul style="list-style-type: none">Price is based off of highest grade fabric.																					

Indicate the following information on order form:

1. Quantity of each item.
2. Model number, including options. See "How To Build a Model Number".
3. Any special service required.

- The absence of the ☐ indicates that no choice is required.
- Alpha-numeric characters in place of ☐ indicate that no other alternatives are available.

A Select basic model.

B Select non-contrast or fabric contrast 1.
Refer to ki.com/fabrics









- E** Select brushed aluminum feet finish.
Refer to the **Product Color Options** page in this price list.

MB - Moisture barrier
NMB - No moisture barrier
 See pricing column for moisture barrier upcharge.

Special Carton Marking

Ships assembled, FOB High Point, NC 27263,
freight prepaid. Freight class 250.

Specifications and prices are subject to change without prior notice.

			MODEL NUMBER																			
			Basic Model	Non-Contrast or Fabric Contrast 1	Fabric Contrast 2	Wood Feet Finish	Moisture Barrier															
MODEL	Features							Approx. Packaged Weight	Grade C.O.M.	Grade C	Grade D	Grade E & C.O.L.	Grade F	Grade G	Grade H	Grade I	Grade J	Grade K	Grade L Leather	Grade M Leather	Moisture Barrier add to list price	
<div>concealed glides shown</div> <div></div>	Junior 18” Round - Non-contrast <ul style="list-style-type: none">Non-contrast C.O.M = 1.25 ydsDia=18” H=14”	Concealed Glide, Non-contrast	MPJ18R/CGL/NC	<input type="checkbox"/> <input type="checkbox"/> <input type="checkbox"/> <input type="checkbox"/>			<input type="checkbox"/> <input type="checkbox"/> <input type="checkbox"/>	25.0#	\$ 632	\$ 690	\$ 706	\$ 723	\$ 736	\$ 762	\$ 786	\$ 820	\$ 878	\$ 939	\$ 1000	\$ 1122	\$ 99	
		Poly Feet, Non-contrast	MPJ18R/PFT/NC	<input type="checkbox"/> <input type="checkbox"/> <input type="checkbox"/> <input type="checkbox"/>			<input type="checkbox"/> <input type="checkbox"/> <input type="checkbox"/>	25.0#	632	690	706	723	736	762	786	820	878	939	1000	1122	99	
		Wood Feet, Non-contrast	MPJ18R/WFT/NC	<input type="checkbox"/> <input type="checkbox"/> <input type="checkbox"/> <input type="checkbox"/>		<input type="checkbox"/> <input type="checkbox"/> <input type="checkbox"/>	<input type="checkbox"/> <input type="checkbox"/> <input type="checkbox"/>	25.0#	759	817	833	850	864	888	912	946	1006	1066	1126	1250	99	
		Casters, Non-contrast	MPJ18R/CST/NC	<input type="checkbox"/> <input type="checkbox"/> <input type="checkbox"/> <input type="checkbox"/>			<input type="checkbox"/> <input type="checkbox"/> <input type="checkbox"/>	25.0#	632	690	706	723	736	762	786	820	878	939	1000	1122	99	
		Active Base, Non-contrast	MPJ18R/ABO/NC	<input type="checkbox"/> <input type="checkbox"/> <input type="checkbox"/> <input type="checkbox"/>			<input type="checkbox"/> <input type="checkbox"/> <input type="checkbox"/>	25.0#	725	784	799	817	829	854	879	909	970	1032	1093	1217	99	
MJ18R																						
<div>concealed glides shown</div> <div></div>	Junior 18” Round - Contrast <ul style="list-style-type: none">1 = Base (Fabric Contrast 1) C.O.M. = 1.25 yd2 = Seat (Fabric Contrast 2) C.O.M. = .75 ydDia=18” H=14”Price is based off of highest grade fabric.	Concealed Glide, Contrast	MPJ18R/CGL/FC	<input type="checkbox"/> <input type="checkbox"/> <input type="checkbox"/> <input type="checkbox"/>	<input type="checkbox"/> <input type="checkbox"/> <input type="checkbox"/> <input type="checkbox"/>		<input type="checkbox"/> <input type="checkbox"/> <input type="checkbox"/>	25.0#	\$ 664	\$ 756	\$ 782	\$ 811	\$ 831	\$ 870	\$ 910	\$ 966	\$ 1057	\$ 1154	\$ 1381	\$ 1450	\$ 99	
		Poly Feet, Contrast	MPJ18R/PFT/FC	<input type="checkbox"/> <input type="checkbox"/> <input type="checkbox"/> <input type="checkbox"/>	<input type="checkbox"/> <input type="checkbox"/> <input type="checkbox"/> <input type="checkbox"/>		<input type="checkbox"/> <input type="checkbox"/> <input type="checkbox"/>	25.0#	664	756	782	811	831	870	910	966	1057	1154	1381	1450	99	
		Wood Feet, Contrast	MPJ18R/WFT/FC	<input type="checkbox"/> <input type="checkbox"/> <input type="checkbox"/> <input type="checkbox"/>	<input type="checkbox"/> <input type="checkbox"/> <input type="checkbox"/> <input type="checkbox"/>	<input type="checkbox"/> <input type="checkbox"/> <input type="checkbox"/>	<input type="checkbox"/> <input type="checkbox"/> <input type="checkbox"/>	25.0#	791	885	910	939	957	997	1036	1092	1185	1281	1508	1577	99	
		Casters, Contrast	MPJ18R/CST/FC	<input type="checkbox"/> <input type="checkbox"/> <input type="checkbox"/> <input type="checkbox"/>	<input type="checkbox"/> <input type="checkbox"/> <input type="checkbox"/> <input type="checkbox"/>		<input type="checkbox"/> <input type="checkbox"/> <input type="checkbox"/>	25.0#	664	756	782	811	831	870	910	966	1057	1154	1381	1450	99	
		Active Base, Contrast	MPJ18R/ABO/FC	<input type="checkbox"/> <input type="checkbox"/> <input type="checkbox"/> <input type="checkbox"/>	<input type="checkbox"/> <input type="checkbox"/> <input type="checkbox"/> <input type="checkbox"/>		<input type="checkbox"/> <input type="checkbox"/> <input type="checkbox"/>	25.0#	750	844	868	896	917	956	996	1045	1143	1240	1339	1537	99	
MJ18R																						
			A	B	C	D	E															

HOW TO ORDER

Indicate the following information on order form:

- Quantity of each item.
- Model number, including options. See “How To Build a Model Number”.
- Any special service required.

Note:

- The ☐ indicates that a choice is required.
- The absence of the ☐ indicates that no choice is required.
- Alpha-numeric characters in place of ☐ indicate that no other alternatives are available.

HOW TO BUILD A MODEL NUMBER

- A**Select basic model.
- B**Select non-contrast or fabric contrast 1. Refer to [ki.com/fabrics](#)
- C**Select fabric contrast 2. Refer to [ki.com/fabrics](#)
- D**Select wood feet finish. Refer to the **Product Color Options** page in this price list.
- E**Select moisture barrier.
- | | |
|------------|-----------------------|
| MB | - Moisture barrier |
| NMB | - No moisture barrier |
- See pricing column for moisture barrier upcharge.

SPECIAL SERVICES










Special Carton Marking

With specially marked information N/C







Shipping
Ships **assembled, FOB High Point, NC 27263, freight prepaid.** Freight class 250.

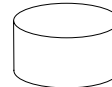


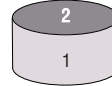


Specifications and prices are subject to change without prior notice.



			MODEL NUMBER																					
			Basic Model	Non-Contrast or Fabric Contrast 1	Fabric Contrast 2	Wood Feet Finish	Moisture Barrier																	
MODEL			Features																					
<div>concealed glides shown</div> <div></div> <div></div>	Junior 18" Cube - Non-contrast <ul style="list-style-type: none">Non-contrast C.O.M = 1.5 yds Overall Dimensions: <ul style="list-style-type: none">W=18" D=18" H=14"	Concealed Glides, Non-contrast	MPJ18C/CGL/NC	<input type="checkbox"/> <input type="checkbox"/> <input type="checkbox"/> <input type="checkbox"/>			<input type="checkbox"/> <input type="checkbox"/> <input type="checkbox"/> <input type="checkbox"/>	26.5#	\$ 725	\$ 795	\$ 813	\$ 835	\$ 850	\$ 880	\$ 910	\$ 951	\$ 1020	\$ 1093	\$ 1168	\$ 1315	\$ 192			
		Poly Feet, Non-contrast	MPJ18C/PFT/NC	<input type="checkbox"/> <input type="checkbox"/> <input type="checkbox"/> <input type="checkbox"/>			<input type="checkbox"/> <input type="checkbox"/> <input type="checkbox"/> <input type="checkbox"/>	25.5#	725	795	813	835	850	880	910	951	1020	1093	1168	1315	192			
		Wood Feet, Non-contrast	MPJ18C/WFT/NC	<input type="checkbox"/> <input type="checkbox"/> <input type="checkbox"/> <input type="checkbox"/>		<input type="checkbox"/> <input type="checkbox"/> <input type="checkbox"/> <input type="checkbox"/>	25.5#	852	921	940	964	977	1007	1036	1077	1146	1220	1293	1441	192				
		Casters, Non-contrast	MPJ18C/CST/NC	<input type="checkbox"/> <input type="checkbox"/> <input type="checkbox"/> <input type="checkbox"/>		<input type="checkbox"/> <input type="checkbox"/> <input type="checkbox"/> <input type="checkbox"/>	25.5#	725	795	813	835	850	880	910	951	1020	1093	1168	1315	192				
MJ18C																								
<div>concealed glides shown</div> <div></div> <div><div>12</div></div> <div></div>	Junior 18" Cube - Contrast <ul style="list-style-type: none">1 = Base (Fabric Contrast 1) C.O.M. = 1.25 yd2 = Seat (Fabric Contrast 2) C.O.M. = .75 yd Overall Dimensions: <ul style="list-style-type: none">W=18" D=18" H=14"	Concealed Glides, Contrast	MPJ18C/CGL/FC	<input type="checkbox"/> <input type="checkbox"/> <input type="checkbox"/> <input type="checkbox"/>	<input type="checkbox"/> <input type="checkbox"/> <input type="checkbox"/> <input type="checkbox"/>		<input type="checkbox"/> <input type="checkbox"/> <input type="checkbox"/> <input type="checkbox"/>	26.5#	\$ 751	\$ 847	\$ 874	\$ 904	\$ 923	\$ 965	\$ 1005	\$ 1063	\$ 1158	\$ 1259	\$ 1364	\$ 1564	\$ 192			
		Poly Feet, Contrast	MPJ18C/PFT/FC	<input type="checkbox"/> <input type="checkbox"/> <input type="checkbox"/> <input type="checkbox"/>	<input type="checkbox"/> <input type="checkbox"/> <input type="checkbox"/> <input type="checkbox"/>		<input type="checkbox"/> <input type="checkbox"/> <input type="checkbox"/> <input type="checkbox"/>	25.5#	751	847	874	904	923	965	1005	1063	1158	1259	1364	1564	192			
		Wood Feet, Contrast	MPJ18C/WFT/FC	<input type="checkbox"/> <input type="checkbox"/> <input type="checkbox"/> <input type="checkbox"/>	<input type="checkbox"/> <input type="checkbox"/> <input type="checkbox"/> <input type="checkbox"/>	<input type="checkbox"/> <input type="checkbox"/> <input type="checkbox"/> <input type="checkbox"/>	25.5#	883	979	1004	1035	1055	1097	1137	1195	1291	1392	1494	1697	192				
		Casters, Contrast	MPJ18C/CST/FC	<input type="checkbox"/> <input type="checkbox"/> <input type="checkbox"/> <input type="checkbox"/>	<input type="checkbox"/> <input type="checkbox"/> <input type="checkbox"/> <input type="checkbox"/>	<input type="checkbox"/> <input type="checkbox"/> <input type="checkbox"/> <input type="checkbox"/>	25.5#	751	847	874	904	923	965	1005	1063	1158	1259	1364	1564	192				
MJ18C																								



			MODEL NUMBER																					
			Basic Model	Non-Contrast or Fabric Contrast 1	Fabric Contrast 2	Wood Feet Finish	Moisture Barrier																	
MODEL			Features																					
<div>concealed glides shown</div> <div></div> <div></div> <div></div>	Junior 18" Hexagon - Non-contrast <ul style="list-style-type: none">Non-contrast C.O.M = 1.5 ydsOverall Dimensions:W=20.75" D=18" H=14"	Concealed Glides, Non-contrast	MPJ18H/CGL/NC	□□□□			□□□	26.5#	\$ 725	\$ 795	\$ 813	\$ 835	\$ 850	\$ 880	\$ 910	\$ 951	\$ 1020	\$ 1093	\$ 1168	\$ 1315	\$ 190			
		Poly Feet, Non-contrast	MPJ18H/PFT/NC	□□□□			□□□	25.5#	725	795	813	835	850	880	910	951	1020	1093	1168	1315	190			
		Wood Feet, Non-contrast	MPJ18H/WFT/NC	□□□□		□□□	□□□	25.5#	852	921	940	964	977	1007	1036	1077	1146	1221	1295	1441	190			
		Casters, Non-contrast	MPJ18H/CST/NC	□□□□			□□□	25.5#	725	795	813	835	850	880	910	951	1020	1093	1168	1315	190			
		Active Base, Non-contrast	MPJ18H/ABO/NC	□□□□			□□□	26.5#	830	900	918	940	955	984	1014	1051	1124	1198	1272	1420	190			
MJ18H																								
<div>concealed glides shown</div> <div></div> <div></div> <div></div>	Junior 18" Hexagon - Contrast <ul style="list-style-type: none">1 = Base (Fabric Contrast 1) C.O.M. = 1.25 yd2 = Seat (Fabric Contrast 2) C.O.M. = .75 ydOverall Dimensions:W=20.75" D=18" H=14"	Concealed Glides, Contrast	MPJ18H/CGL/FC	□□□□	□□□□		□□□	26.5#	\$ 751	\$ 847	\$ 874	\$ 904	\$ 923	\$ 965	\$ 1005	\$ 1063	\$ 1158	\$ 1260	\$ 1364	\$ 1564	\$ 190			
		Poly Feet, Contrast	MPJ18H/PFT/FC	□□□□	□□□□		□□□	25.5#	751	847	874	904	923	965	1005	1063	1158	1260	1364	1564	190			
		Wood Feet, Contrast	MPJ18H/WFT/FC	□□□□	□□□□	□□□	□□□	25.5#	883	979	1004	1035	1055	1097	1137	1195	1291	1392	1494	1697	190			
		Casters, Contrast	MPJ18H/CST/FC	□□□□	□□□□		□□□	25.5#	751	847	874	904	923	965	1005	1063	1158	1260	1364	1564	190			
		Active Base, Contrast	MPJ18H/ABO/FC	□□□□	□□□□		□□□	26.5#	855	949	973	1002	1022	1061	1101	1150	1248	1346	1444	1643	190			
MJ18H																								

			MODEL NUMBER																					
			Basic Model	Non-Contrast or Fabric Contrast 1	Fabric Contrast 2	Wood Feet Finish	Moisture Barrier																	
MODEL			Features																					
<div>concealed glides shown</div> <div></div> <div></div> <div></div>	Junior 26" Round - Non-contrast <ul style="list-style-type: none">Non-contrast C.O.M = 2 ydsGanging (specify kit separately)Dia=26" H=14"	Concealed Glide, Non-contrast	MPJ26R/CGL/NC	□□□□			□□□	31.0#	\$ 745	\$ 839	\$ 865	\$ 893	\$ 913	\$ 952	\$ 992	\$ 1041	\$ 1140	\$ 1239	\$ 1336	\$ 1532	\$ 119			
		Poly Feet, Non-contrast	MPJ26R/PFT/NC	□□□□			□□□	31.0#	745	839	865	893	913	952	992	1041	1140	1239	1336	1532	119			
		Wood Feet, Non-contrast	MPJ26R/WFT/NC	□□□□		□□□	□□□	31.0#	874	967	992	1021	1040	1079	1119	1169	1267	1367	1465	1658	119			
		Casters, Non-contrast	MPJ26R/CST/NC	□□□□			□□□	31.0#	745	839	865	893	913	952	992	1041	1140	1239	1336	1532	119			
MJ26R																								
<div>concealed glides shown</div> <div></div> <div></div> <div></div>	Junior 26" Round - Contrast <ul style="list-style-type: none">1 = Base (Fabric Contrast 1) C.O.M. = 1.50 yd2 = Seat (Fabric Contrast 2) C.O.M. = 1 ydGanging (specify kit separately)Dia=26" H=14"Price is based off of highest grade fabric.	Concealed Glide, Contrast	MPJ26R/CGL/FC	□□□□	□□□□		□□□	31.0#	\$ 779	\$ 871	\$ 897	\$ 925	\$ 977	\$ 1017	\$ 1055	\$ 1104	\$ 1235	\$ 1333	\$ 1465	\$ 1658	\$ 119			
		Poly Feet, Contrast	MPJ26R/PFT/FC	□□□□	□□□□		□□□	31.0#	779	871	897	925	977	1017	1055	1104	1235	1333	1465	1658	119			
		Wood Feet, Contrast	MPJ26R/WFT/FC	□□□□	□□□□	□□□	□□□	31.0#	906	998	1023	1052	1103	1143	1184	1232	1362	1461	1591	1787	119			
		Casters, Contrast	MPJ26R/CST/FC	□□□□	□□□□		□□□	31.0#	779	871	897	925	977	1017	1055	1104	1235	1333	1465	1658	119			
MJ26R																								
			A	B	C	D	E																	

Indicate the following information on order form:

1. Quantity of each item.
2. Model number, including options. See "How To Build a Model Number".
3. Any special service required.

- The absence of the ☐ indicates that no choice is required.
- Alpha-numeric characters in place of ☐ indicate that no other alternatives are available.

A Select basic model.

B Select non-contrast or fabric contrast 1.
Refer to ki.com/fabrics

D Select wood feet finish.
Refer to the **Product Color Options** page in this price list.

E Select moisture barrier.

MB	- Moisture barrier
NMB	- No moisture barrier

See pricing column for moisture barrier upcharge.

Special Carton Marking

With specially marked information N/C

Shipping

**Ships assembled, FOB High Point, NC 27263,
freight prepaid. Freight class 250.**

Specifications and prices are subject to change without prior notice.

HOW TO ORDER

Indicate the following information on order form:
1. Quantity of each item.
2. Model number, including options. See “How To Build a Model Number”.
3. Any special service required.

Note: • The ☐ indicates that a choice is required.

• The absence of the ☐ indicates that no choice is required.

• Alpha-numeric characters in place of ☐ indicate that no other alternatives are available.

HOW TO BUILD A MODEL NUMBER

A

Select basic model.

B

Select non-contrast or fabric contrast 1.
Refer to [ki.com/fabrics](#)

C

Select fabric contrast 2.
Refer to [ki.com/fabrics](#)

D

Select wood feet finish.
Refer to the **Product Color Options** page in this price list.

E

Select moisture barrier.

MB	- Moisture barrier
NMB	- No moisture barrier

See pricing column for moisture barrier upcharge.

SPECIAL SERVICES

Special Carton Marking

With specially marked informationN/C

Shipping

Ships **assembled, FOB High Point, NC 27263, freight prepaid.** Freight class 250.

Specifications and prices are subject to change without prior notice.

HOW TO ORDER

Indicate the following information on order form:
1. Quantity of each item.
2. Model number, including options. See “How To Build a Model Number”.
3. Any special service required.

Note: • The ☐ indicates that a choice is required.

• The absence of the ☐ indicates that no choice is required.

• Alpha-numeric characters in place of ☐ indicate that no other alternatives are available.

HOW TO BUILD A MODEL NUMBER

A

Select basic model.

B

Select non-contrast or fabric contrast 1.
Refer to [ki.com/fabrics](#)

C

Select fabric contrast 2.
Refer to [ki.com/fabrics](#)

D

Select wood feet finish.
Refer to the **Product Color Options** page in this price list.

E

Select moisture barrier.

MB	- Moisture barrier
NMB	- No moisture barrier

See pricing column for moisture barrier upcharge.

SPECIAL SERVICES

Special Carton Marking

With specially marked informationN/C

Shipping

Ships **assembled, FOB High Point, NC 27263, freight prepaid.** Freight class 250.

Specifications and prices are subject to change without prior notice.

[illegible]

HOW TO ORDER

Indicate the following information on order form:
1. Quantity of each item.
2. Model number, including options. See “How To Build a Model Number”.
3. Any special service required.

Note: • The ☐ indicates that a choice is required.

• The absence of the ☐ indicates that no choice is required.

• Alpha-numeric characters in place of ☐ indicate that no other alternatives are available.

HOW TO BUILD A MODEL NUMBER

A

Select basic model.

B

Non-contrast or fabric contrast 1
Refer to [ki.com/fabrics](#)

C

Select fabric contrast 2.
Refer to [ki.com/fabrics](#)

D

Select power option.

RPT

- Mini-Tap power module w/3-prong plug; add \$307

NP

- No power

E

Select Mini-Tap module w/3-prong plug location.

ICLF

- Inside curve left facing power

OCLF

- Outside curve left facing power

ICRF

- Inside curve right facing power

OCRF

- Outside curve right facing power

F

Select module color.

MPB

- Black power module

MPS

- Silver power module

MPW

- White power module

G

Select wood feet finish.
Refer to the **Product Color Options** page in this price list.

H

Select brushed aluminum feet finish.
Refer to the **Product Color Options** page in this price list.

I

Select moisture barrier.

MB

- Moisture barrier

NMB

- No moisture barrier

See pricing column for moisture barrier upcharge.

SPECIAL SERVICES

Special Carton Marking







With specially marked informationN/C

Shipping

Ships **assembled, FOB High Point, NC 27263, freight prepaid.** Freight class 250.

Specifications and prices are subject to change without prior notice.

HOW TO ORDER	HOW TO BUILD A MODEL NUMBER	SPECIAL SERVICES
Indicate the following information on order form:	A Select basic model.	Special Carton Marking
1. Quantity of each item.	B Non-contrast or fabric contrast 1 Refer to ki.com/fabrics	With specially marked information N/C
2. Model number, including options. See “How To Build a Model Number”.	C Select fabric contrast 2. Refer to ki.com/fabrics	
3. Any special service required.	D Select power option. RPT - Mini-Tap power module w/3-prong plug; add \$307 NP - No power	Shipping Ships assembled, FOB High Point, NC 27263, freight prepaid. Freight class 250.
Note: • The <input type="checkbox"/> indicates that a choice is required.	E Select Mini-Tap module w/3-prong plug location. ICLF - Inside curve left facing power OCLF - Outside curve left facing power ICRF - Inside curve right facing power OCRF - Outside curve right facing power	Specifications and prices are subject to change without prior notice.
• The absence of the <input type="checkbox"/> indicates that no choice is required.	F Select module color. MPB - Black power module MPS - Silver power module MPW - White power module	
• Alpha-numeric characters in place of <input type="checkbox"/> indicate that no other alternatives are available.	G Select wood feet finish. Refer to the Product Color Options page in this price list.	
	H Select brushed aluminum feet finish. Refer to the Product Color Options page in this price list.	
	I Select moisture barrier. MB - Moisture barrier NMB - No moisture barrier See pricing column for moisture barrier upcharge.	

		MODEL NUMBER																							
		Basic Model	Non-Contrast or Fabric Contrast 1	Fabric Cont 2	Power Option	Power Location	Power Color	Wood Feet Finish	Alum-inum Feet Finish	Moist Barr	Approx. Packaged Weight	Grade C.O.M.	Grade C	Grade D	Grade E & C.O.L.	Grade F	Grade G	Grade H	Grade I	Grade J	Grade K	Grade L Leather	Grade M Leather	Moisture Barrier add to list price	
<div>concealed glides shown</div> <div></div>	Concealed Glide, Non-contrast	MPC60/CGL/NC	<input type="checkbox"/>		<input type="checkbox"/>	<input type="checkbox"/>	<input type="checkbox"/>			<input type="checkbox"/>	67.0#	\$ 1278	\$ 1418	\$ 1456	\$ 1502	\$ 1531	\$ 1590	\$ 1650	\$ 1735	\$ 1874	\$ 2022	\$ 2172	\$ 2468	\$ 203	
	Poly Feet, Non-contrast	MPC60/PFT/NC	<input type="checkbox"/>		<input type="checkbox"/>	<input type="checkbox"/>	<input type="checkbox"/>			<input type="checkbox"/>	67.0#	1278	1418	1456	1502	1531	1590	1650	1735	1874	2022	2172	2468	203	
	Wood Feet, Non-contrast	MPC60/WFT/NC	<input type="checkbox"/>		<input type="checkbox"/>	<input type="checkbox"/>	<input type="checkbox"/>	<input type="checkbox"/>		<input type="checkbox"/>	67.0#	1407	1547	1586	1630	1659	1719	1778	1863	2001	2150	2300	2597	203	
	Aluminum Feet, Non-Contrast	MPC60/AFT/NC	<input type="checkbox"/>		<input type="checkbox"/>	<input type="checkbox"/>	<input type="checkbox"/>		<input type="checkbox"/>	<input type="checkbox"/>	67.0#	1407	1547	1586	1630	1659	1719	1778	1863	2001	2150	2300	2597	203	
<div>MC60</div> <div>Backless, 60° Curve - Non-contrast</div> <div><ul style="list-style-type: none">Non-contrast C.O.M = 3 ydsGanging (specify kit separately)</div> <div>Overall Dimensions:</div> <div><ul style="list-style-type: none">W=54" D=26" H=18"Casters unavailable as standard.</div>																									
<div>concealed glides shown</div> <div></div>	Concealed Glide, Contrast	MPC60/CGL/FC	<input type="checkbox"/>	<input type="checkbox"/>	<input type="checkbox"/>	<input type="checkbox"/>	<input type="checkbox"/>			<input type="checkbox"/>	67.0#	\$ 1313	\$ 1470	\$ 1511	\$ 1560	\$ 1593	\$ 1660	\$ 1727	\$ 1820	\$ 1975	\$ 2139	\$ 2306	\$ 2637	\$ 203	
	Poly Feet, Contrast	MPC60/PFT/FC	<input type="checkbox"/>	<input type="checkbox"/>	<input type="checkbox"/>	<input type="checkbox"/>	<input type="checkbox"/>			<input type="checkbox"/>	67.0#	1313	1470	1511	1560	1593	1660	1727	1820	1975	2139	2306	2637	203	
	Wood Feet, Contrast	MPC60/WFT/FC	<input type="checkbox"/>	<input type="checkbox"/>	<input type="checkbox"/>	<input type="checkbox"/>	<input type="checkbox"/>	<input type="checkbox"/>		<input type="checkbox"/>	67.0#	1445	1602	1643	1692	1725	1793	1858	1951	2106	2271	2439	2769	203	
	Aluminum Feet, Contrast	MPC60/AFT/FC	<input type="checkbox"/>	<input type="checkbox"/>	<input type="checkbox"/>	<input type="checkbox"/>	<input type="checkbox"/>		<input type="checkbox"/>	<input type="checkbox"/>	67.0#	1407	1559	1600	1647	1680	1745	1810	1900	2050	2212	2375	2697	203	
<div>MC60</div> <div>Backless, 60° Curve - Contrast</div> <div><ul style="list-style-type: none">1 = Base (Fabric Contrast 1) C.O.M. = 2.25 yd2 = Seat (Fabric Contrast 2) C.O.M. = 1.25 ydGanging (specify kit separately)</div> <div>Overall Dimensions:</div> <div><ul style="list-style-type: none">W=54" D=26" H=18"Casters unavailable as standard.Price is based off of highest grade fabric.</div>																									
		A	B	C	D	E	F	G	H	I															

Indicate the following information on order form:

1. Quantity of each item.
2. Model number, including options. See "How To Build a Model Number".
3. Any special service required.

- The absence of the ☐ indicates that no choice is required.
- Alpha-numeric characters in place of ☐ indicate that no other alternatives are available.

B Non-contrast or fabric contrast 1
Refer to ki.com/fabrics

D Select power option.

RPT	- Mini-Tap power module w/3-prong plug; add \$307
NP	- No power

E Select Mini-Tap module w/3-prong plug location.

ICLF	- Inside curve left facing power
OCFL	- Outside curve left facing power
ICRF	- Inside curve right facing power
OCRF	- Outside curve right facing power

F Select module color.

MPB	- Black power module
MPS	- Silver power module
MPW	- White power module

G Select wood feet finish.
Refer to the **Product Color Options** page in this price list.

H Select brushed aluminum feet finish.
Refer to the **Product Color Options** page in
this price list.

1 Select moisture barrier.

MB	- Moisture barrier
NMB	- No moisture barrier

See pricing column for moisture barrier upcharge.

Special Carton Marking

With specially marked information N/C

Shipping

**Ships assembled, FOB High Point, NC 27263,
freight prepaid. Freight class 250.**

Specifications and prices are subject to change without prior notice.

HOW TO ORDER

Indicate the following information on order form:
1. Quantity of each item.
2. Model number, including options. See “How To Build a Model Number”.
3. Any special service required.

Note: • The ☐ indicates that a choice is required.

• The absence of the ☐ indicates that no choice is required.

• Alpha-numeric characters in place of ☐ indicate that no other alternatives are available.

HOW TO BUILD A MODEL NUMBER

A

Select basic model.

B

Non-contrast or fabric contrast 1
Refer to [ki.com/fabrics](https://www.ki.com/fabrics)

C

Select fabric contrast 2.
Refer to [ki.com/fabrics](https://www.ki.com/fabrics)

D

Select power option.

RPT	- Mini-Tap power module w/3-prong plug; add \$307
NP	- No power

E

Select Mini-Tap module w/3-prong plug location.

ICLF	- Inside curve left facing power
OCLF	- Outside curve left facing power
ICRF	- Inside curve right facing power
OCRF	- Outside curve right facing power

F

Select module color.

MPB	- Black power module
MPS	- Silver power module
MPW	- White power module

G

Select wood feet finish.
Refer to the **Product Color Options** page in this price list.

H

Select brushed aluminum feet finish.
Refer to the **Product Color Options** page in this price list.

I

Select moisture barrier.

MB	- Moisture barrier
NMB	- No moisture barrier

See pricing column for moisture barrier upcharge.

SPECIAL SERVICES

Special Carton Marking

With specially marked informationN/C

Shipping

Ships **assembled, FOB High Point, NC 27263, freight prepaid.** Freight class 250.

Specifications and prices are subject to change without prior notice.

- The ☐ indicates that a choice is required.
- The absence of the ☐ indicates that no choice is required.
- Alpha-numeric characters in place of ☐ indicate that no other alternatives are available.

Specifications and prices are subject to change without prior notice.

Indicate the following information on order form:

1. Quantity of each item.
2. Model number, including options. See "How To Build a Model Number".
3. Any special service required.

Note:

- The ☐ indicates that a choice is required.
- The absence of the ☐ indicates that no choice is required.
- Alpha-numeric characters in place of ☐ indicate that no other alternatives are available.

- A** Select basic model.
- B** Non-contrast or fabric contrast 1
Refer to ki.com/fabrics
- C** Select fabric contrast 2.
Refer to ki.com/fabrics
- D** Select fabric contrast 3.
Refer to ki.com/fabrics
- E** Select power option.

RPT	- Mini-Tap power module w/3-prong plug; add \$307
NP	- No power
- F** Select Mini-Tap module w/3-prong plug location.

LFP	- Left facing power
RFP	- Right facing power

MPB	- Black power module
MPS	- Silver power module
MPW	- White power module

Refer to the **Product Color Options** page in this price list.

Refer to the **Product Color Options** page in this price list.

MB	- Moisture barrier
NMB	- No moisture barrier

See pricing column for moisture barrier upcharge.

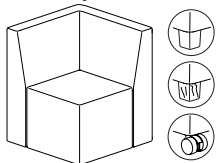
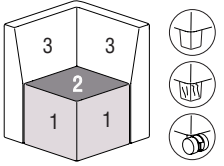
LFP	- Left facing power
RFP	- Right facing power

Special Carton Marking

With specially marked information N/C

**Ships assembled, FOB High Point, NC 27263,
freight prepaid. Freight class 250.**

Specifications and prices are subject to change without prior notice.

			MODEL NUMBER																								
			Basic Model	Non-Cont or Fabric Cont 1	Fabric Cont 2	Fabric Cont 3	Pwr Opt	Pwr Color	Wd Feet Fin	Alum-inum Feet Finish	Moist Barr																
MODEL	Features											Approx. Packaged Weight	Grade C.O.M.	Grade C	Grade D	Grade E & C.O.L.	Grade F	Grade G	Grade H	Grade I	Grade J	Grade K	Grade L Leather	Grade M Leather	Moisture Barrier add to list price		
<div>concealed glides shown</div> <div></div>	Corner LEFT with 32” Low-Back - Non-contrast <ul style="list-style-type: none">• Non-contrast C.O.M = 4.25 yds• Ganging (specify kit separately)• Optional right-facing power Overall Dimensions: <ul style="list-style-type: none">• W=26” D=26” H=32” Seat Dimensions:	Concealed Glide	MPCRN/LF/CGL/NC	<input type="checkbox"/> <input type="checkbox"/>			<input type="checkbox"/> <input type="checkbox"/>	<input type="checkbox"/> <input type="checkbox"/>			<input type="checkbox"/> <input type="checkbox"/>	50.0#	\$ 1520	\$ 1721	\$ 1774	\$ 1836	\$ 1878	\$ 1964	\$ 2047	\$ 2153	\$ 2363	\$ 2574	\$ 2785	\$ 3207	\$ 248		
		Poly Feet	MPCRN/LF/PFT/NC	<input type="checkbox"/> <input type="checkbox"/>				<input type="checkbox"/> <input type="checkbox"/>	<input type="checkbox"/> <input type="checkbox"/>			<input type="checkbox"/> <input type="checkbox"/>	50.0#	1520	1721	1774	1836	1878	1964	2047	2153	2363	2574	2785	3207	248	
		Wood Feet	MPCRN/LF/WFT/NC	<input type="checkbox"/> <input type="checkbox"/>				<input type="checkbox"/> <input type="checkbox"/>	<input type="checkbox"/> <input type="checkbox"/>	<input type="checkbox"/> <input type="checkbox"/>		<input type="checkbox"/> <input type="checkbox"/>	50.0#	1648	1848	1902	1965	2007	2092	2175	2282	2493	2702	2914	3335	248	
		Casters	MPCRN/LF/CST/NC	<input type="checkbox"/> <input type="checkbox"/>				<input type="checkbox"/> <input type="checkbox"/>	<input type="checkbox"/> <input type="checkbox"/>			<input type="checkbox"/> <input type="checkbox"/>	50.0#	1520	1721	1774	1836	1878	1964	2047	2153	2363	2574	2785	3207	248	
		Aluminum Feet	MPCRN/LF/AFT/NC	<input type="checkbox"/> <input type="checkbox"/>				<input type="checkbox"/> <input type="checkbox"/>	<input type="checkbox"/> <input type="checkbox"/>		<input type="checkbox"/> <input type="checkbox"/>	<input type="checkbox"/> <input type="checkbox"/>	50.0#	1648	1848	1902	1965	2007	2092	2175	2282	2493	2702	2914	3335	248	
MCRN																											
<div>concealed glides shown</div> <div></div>	Corner LEFT with 32” Low-Back - Contrast <ul style="list-style-type: none">• Ganging (specify kit separately)• Optional right-facing power• 1 = Base (Fabric Contrast 1) C.O.M. = 1.5 yd• 2 = Seat (Fabric Contrast 2) C.O.M. = .75 yd• 3 = Back (Fabric Contrast 3) C.O.M. = 2.5 yd• Price is based off of highest grade base or back fabric. Exclude seat fabric when selecting highest grade contrasting	Concealed Glide	MPCRN/LF/CGL/FC	<input type="checkbox"/> <input type="checkbox"/>	<input type="checkbox"/> <input type="checkbox"/>	<input type="checkbox"/> <input type="checkbox"/>	<input type="checkbox"/> <input type="checkbox"/>	<input type="checkbox"/> <input type="checkbox"/>			<input type="checkbox"/> <input type="checkbox"/>	50.0#	\$ 1586	\$ 1785	\$ 1837	\$ 1900	\$ 1975	\$ 2059	\$ 2143	\$ 2250	\$ 2493	\$ 2702	\$ 3041	\$ 3463	\$ 248		
		Poly Feet	MPCRN/LF/PFT/FC	<input type="checkbox"/> <input type="checkbox"/>	<input type="checkbox"/> <input type="checkbox"/>	<input type="checkbox"/> <input type="checkbox"/>	<input type="checkbox"/> <input type="checkbox"/>	<input type="checkbox"/> <input type="checkbox"/>			<input type="checkbox"/> <input type="checkbox"/>	50.0#	1586	1785	1837	1900	1975	2059	2143	2250	2493	2702	3041	3463	248		
		Wood Feet	MPCRN/LF/WFT/FC	<input type="checkbox"/> <input type="checkbox"/>	<input type="checkbox"/> <input type="checkbox"/>	<input type="checkbox"/> <input type="checkbox"/>	<input type="checkbox"/> <input type="checkbox"/>	<input type="checkbox"/> <input type="checkbox"/>	<input type="checkbox"/> <input type="checkbox"/>		<input type="checkbox"/> <input type="checkbox"/>	50.0#	1713	1914	1966	2028	2103	2188	2271	2378	2594	2830	3169	3592	248		
		Casters	MPCRN/LF/CST/FC	<input type="checkbox"/> <input type="checkbox"/>	<input type="checkbox"/> <input type="checkbox"/>	<input type="checkbox"/> <input type="checkbox"/>	<input type="checkbox"/> <input type="checkbox"/>	<input type="checkbox"/> <input type="checkbox"/>			<input type="checkbox"/> <input type="checkbox"/>	50.0#	1586	1785	1837	1900	1975	2059	2143	2250	2493	2702	3041	3463	248		
		Aluminum Feet	MPCRN/LF/AFT/FC	<input type="checkbox"/> <input type="checkbox"/>	<input type="checkbox"/> <input type="checkbox"/>	<input type="checkbox"/> <input type="checkbox"/>	<input type="checkbox"/> <input type="checkbox"/>	<input type="checkbox"/> <input type="checkbox"/>		<input type="checkbox"/> <input type="checkbox"/>	<input type="checkbox"/> <input type="checkbox"/>	50.0#	1713	1914	1966	2028	2103	2188	2271	2378	2620	2830	3169	3592	248		
MCRN																											
			A	B	C	D	E	F	G	H	I																

Indicate the following information on order form:

1. Quantity of each item.
2. Model number, including options. See "How To Build a Model Number".
3. Any special service required.

- The absence of the ☐ indicates that no choice is required.
- Alpha-numeric characters in place of ☐ indicate that no other alternatives are available.

A Select basic model.

B Non-contrast or fabric contrast 1
Refer to ki.com/fabrics

E Select power option.

RPT	- Mini-Tap power module w/3-prong plug; add \$307
NP	- No power

F Select module color.

MPB	- Black power module
MPS	- Silver power module
MPW	- White power module

H Select brushed aluminum feet finish.
Refer to the **Product Color Options** page in
this price list.

1 Select moisture barrier.

MB	- Moisture barrier
NMB	- No moisture barrier

See pricing column for moisture barrier upcharge.

Special Carton Marking

With specially marked information N/C

Shipping

Ships assembled, FOB High Point, NC 27263,
freight prepaid. Freight class 250.

Specifications and prices are subject to change without prior notice.

concealed glides shown




Diagram illustrating a concealed glide system in a corner cabinet. The main drawing shows a 3D perspective of a corner cabinet with two doors. The interior of the cabinet is divided into two sections by a vertical divider. Arrows indicate the sliding motion of the doors. To the right of the main drawing are three circular inset diagrams showing the internal components of the glide system: the top inset shows a cross-section of a door with a glide; the middle inset shows a cross-section of a glide with a spring; the bottom inset shows a cross-section of a glide with a spring and a stop.

Indicate the following information on order form:

1. Quantity of each item.
2. Model number, including options. See "How To Build a Model Number".
3. Any special service required.

- The absence of the ☐ indicates that no choice is required.
- Alpha-numeric characters in place of ☐ indicate that no other alternatives are available.

A Select basic model.

B Non-contrast or fabric contrast 1
Refer to ki.com/fabrics

D Select fabric contrast 3.
Refer to ki.com/fabrics

F Select module color.

MPB	- Black power module
MPS	- Silver power module
MPW	- White power module

H Select brushed aluminum feet finish.
Refer to the **Product Color Options** page in
this price list.

1 Select moisture barrier.

MB	- Moisture barrier
NMB	- No moisture barrier

See pricing column for moisture barrier upcharge.

Special Carton Marking

With specially marked information N/C

Ships assembled, FOB High Point, NC 27263, freight prepaid. Freight class 250.

Specifications and prices are subject to change without prior notice.

HOW TO ORDER

Indicate the following information on order form:
1. Quantity of each item.
2. Model number, including options. See “How To Build a Model Number”.
3. Any special service required.

Note: • The ☐ indicates that a choice is required.

• The absence of the ☐ indicates that no choice is required.

• Alpha-numeric characters in place of ☐ indicate that no other alternatives are available.

HOW TO BUILD A MODEL NUMBER

A

Select basic model.

B

Non-contrast or fabric contrast 1
Refer to ki.com/fabrics

C

Select fabric contrast 2.
Refer to ki.com/fabrics

D

Select fabric contrast 3.
Refer to ki.com/fabrics

E

Select power option.

RPT	- Mini-Tap power module w/3-prong plug; add \$307
NP	- No power

F

Select Mini-Tap module w/3-prong plug location.

LFP	- Left facing power
RFP	- Right facing power

G

Select module color.

MPB	- Black power module
MPS	- Silver power module
MPW	- White power module

H

Select wood feet finish.
Refer to the **Product Color Options** page in this price list.

I

Select brushed aluminum feet finish.
Refer to the **Product Color Options** page in this price list.

J

Select moisture barrier.

MB	- Moisture barrier
NMB	- No moisture barrier

See pricing column for moisture barrier upcharge.

SPECIAL SERVICES

Special Carton Marking

With specially marked information N/C

Shipping

Ships **assembled, FOB High Point, NC 27263, freight prepaid.** Freight class 250.

Specifications and prices are subject to change without prior notice.

A B C D E F G H I J

Indicate the following information on order form:

1. Quantity of each item.
2. Model number, including options. See "How To Build a Model Number".
3. Any special service required.

- The absence of the ☐ indicates that no choice is required.
- Alpha-numeric characters in place of ☐ indicate that no other alternatives are available.

B Non-contrast or fabric contrast 1
Refer to ki.com/fabrics

E Select power option.

RPT	- Mini-Tap power module w/3-prong plug; add \$307
NP	- No power

G Select module color.

MPB	- Black power module
MPS	- Silver power module
MPW	- White power module

1 Select brushed aluminum feet finish.
Refer to the **Product Color Options** page in
this price list.

4) Select moisture barrier.

MB	- Moisture barrier
NMB	- No moisture barrier

See pricing column for moisture barrier upcharge.

With specially marked information N/C

**Ships assembled, FOB High Point, NC 27263,
freight prepaid. Freight class 250.**

Specifications and prices are subject to change without prior notice.

A B C D E F G H I J

Indicate the following information on order form:

1. Quantity of each item.
2. Model number, including options. See "How To Build a Model Number".
3. Any special service required.

- The absence of the ☐ indicates that no choice is required.
- Alpha-numeric characters in place of ☐ indicate that no other alternatives are available.

A Select basic model.

B Non-contrast or fabric contrast 1
Refer to ki.com/fabrics

D Select fabric contrast 3.
Refer to ki.com/fabrics

F Select Mini-Tap module w/3-prong plug location.

LFP	- Left facing power
RFP	- Right facing power

MPB	- Black power module
MPS	- Silver power module
MPW	- White power module

1 Select brushed aluminum feet finish.
Refer to the **Product Color Options** page in
this price list.

J Select moisture barrier.

MB	- Moisture barrier
NMB	- No moisture barrier

See pricing column for moisture barrier upcharge.

MB	- Moisture barrier
NMB	- No moisture bar

With specially marked information N/C

**Ships assembled, FOB High Point, NC 27263,
freight prepaid. Freight class 250.**

Specifications and prices are subject to change without prior notice.

HOW TO ORDER

Indicate the following information on order form:
1. Quantity of each item.
2. Model number, including options. See “How To Build a Model Number”.
3. Any special service required.

Note: • The ☐ indicates that a choice is required.

• The absence of the ☐ indicates that no choice is required.

• Alpha-numeric characters in place of ☐ indicate that no other alternatives are available.

HOW TO BUILD A MODEL NUMBER

A

Select basic model.

B

Non-contrast or fabric contrast 1
Refer to [ki.com/fabrics](#)

C

Select fabric contrast 2.
Refer to [ki.com/fabrics](#)

D

Select fabric contrast 3.
Refer to [ki.com/fabrics](#)

E

Select power option.

RPT

- Mini-Tap power module w/3-prong plug; add \$307

NP

- No power

F

Select Mini-Tap module w/3-prong plug location.

LFP

- Left facing power

RFP

- Right facing power

G

Select module color.

MPB

- Black power module

MPS

- Silver power module

MPW

- White power module

H

Select wood feet finish.
Refer to the **Product Color Options** page in this price list.

I

Select brushed aluminum feet finish.
Refer to the **Product Color Options** page in this price list.

J

Select moisture barrier.

MB

- Moisture barrier

NMB

- No moisture barrier

See pricing column for moisture barrier upcharge.

SPECIAL SERVICES

Special Carton Marking

With specially marked information N/C

Shipping

Ships **assembled, FOB High Point, NC 27263, freight prepaid.** Freight class 250.

Specifications and prices are subject to change without prior notice.

Indicate the following information on order form:

1. Quantity of each item.
2. Model number, including options. See "How To Build a Model Number".
3. Any special service required.

Note:

- The ☐ indicates that a choice is required.
- The absence of the ☐ indicates that no choice is required.
- Alpha-numeric characters in place of ☐ indicate that no other alternatives are available.

B Non-contrast or fabric contrast 1
Refer to ki.com/fabrics

C Select fabric contrast 2.
Refer to ki.com/fabrics

D Select fabric contrast 3.
Refer to ki.com/fabrics

E Select power option.

RPT	- Mini-Tap power module w/3-prong plug; add \$307
NP	- No power

F Select Mini-Tap module w/3-prong plug location.

LFP	- Left facing power
RFP	- Right facing power

G Select module color.
MPB - Black power module

MPS	- Silver power module
MPW	- White power module

H Select wood feet finish.
Refer to the **Product Color Options** page in
this price list.

1 Select brushed aluminum feet finish.
Refer to the **Product Color Options** page in
this price list.

J Select moisture barrier.

MB	- Moisture barrier
NMB	- No moisture barrier

See pricing column for moisture barrier upcharge.

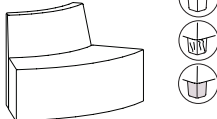
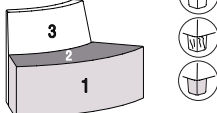
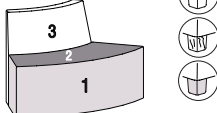
Special Carton Marking

With specially marked information N/C

Shipping

Ships assembled, FOB High Point, NC 27263,
freight prepaid. Freight class 250.

Specifications and prices are subject to change without prior notice.

		MODEL NUMBER																							
		Basic Model	Non-Cont or Fabric Cont 1	Fabric Cont 2	Fabric Cont 3	Pwr Opt	Pwr Loc	Pwr Color	Wd Feet Fin	Alum-inum Feet Finish	Moist Barr	Approx. Packaged Weight	Grade C.O.M.	Grade C	Grade D	Grade E & C.O.L.	Grade F	Grade G	Grade H	Grade I	Grade J	Grade K	Grade L Leather	Grade M Leather	Moisture Barrier add to list price
<div>concealed glides shown</div> <div></div>	Concealed Glide	MPCO60/CGL/NC	<input type="checkbox"/> <input type="checkbox"/>			<input type="checkbox"/> <input type="checkbox"/>	<input type="checkbox"/> <input type="checkbox"/>	<input type="checkbox"/> <input type="checkbox"/>			<input type="checkbox"/> <input type="checkbox"/>	92.0#	\$ 1782	\$ 1972	\$ 2021	\$ 2082	\$ 2122	\$ 2203	\$ 2282	\$ 2396	\$ 2582	\$ 2782	\$ 2982	\$ 3384	\$ 225
	Poly Feet	MPCO60/PFT/NC	<input type="checkbox"/> <input type="checkbox"/>			<input type="checkbox"/> <input type="checkbox"/>	<input type="checkbox"/> <input type="checkbox"/>	<input type="checkbox"/> <input type="checkbox"/>			<input type="checkbox"/> <input type="checkbox"/>	92.0#	1782	1972	2021	2082	2122	2203	2282	2396	2582	2782	2982	3384	225
	Wood Feet	MPCO60/WFT/NC	<input type="checkbox"/> <input type="checkbox"/>			<input type="checkbox"/> <input type="checkbox"/>	<input type="checkbox"/> <input type="checkbox"/>	<input type="checkbox"/> <input type="checkbox"/>	<input type="checkbox"/> <input type="checkbox"/>		<input type="checkbox"/> <input type="checkbox"/>	92.0#	1912	2101	2151	2210	2251	2331	2412	2525	2713	2911	3112	3513	225
	Aluminum Feet	MPCO60/AFT/NC	<input type="checkbox"/> <input type="checkbox"/>			<input type="checkbox"/> <input type="checkbox"/>	<input type="checkbox"/> <input type="checkbox"/>	<input type="checkbox"/> <input type="checkbox"/>		<input type="checkbox"/> <input type="checkbox"/>	<input type="checkbox"/> <input type="checkbox"/>	92.0#	1895	2082	2132	2191	2231	2311	2391	2503	2689	2885	3085	3481	225
<div>concealed glides shown</div> <div></div>	Concealed Glide	MPCO60/CGL/FC	<input type="checkbox"/> <input type="checkbox"/>	<input type="checkbox"/> <input type="checkbox"/>	<input type="checkbox"/> <input type="checkbox"/>	<input type="checkbox"/> <input type="checkbox"/>	<input type="checkbox"/> <input type="checkbox"/>	<input type="checkbox"/> <input type="checkbox"/>			<input type="checkbox"/> <input type="checkbox"/>	95.0#	\$ 1814	\$ 2031	\$ 2089	\$ 2157	\$ 2204	\$ 2295	\$ 2387	\$ 2515	\$ 2731	\$ 2959	\$ 3189	\$ 3645	\$ 225
	Poly Feet	MPCO60/PFT/FC	<input type="checkbox"/> <input type="checkbox"/>	<input type="checkbox"/> <input type="checkbox"/>	<input type="checkbox"/> <input type="checkbox"/>	<input type="checkbox"/> <input type="checkbox"/>	<input type="checkbox"/> <input type="checkbox"/>	<input type="checkbox"/> <input type="checkbox"/>			<input type="checkbox"/> <input type="checkbox"/>	92.0#	1814	2031	2089	2157	2204	2295	2387	2515	2731	2959	3189	3645	225
	Wood Feet	MPCO60/WFT/FC	<input type="checkbox"/> <input type="checkbox"/>	<input type="checkbox"/> <input type="checkbox"/>	<input type="checkbox"/> <input type="checkbox"/>	<input type="checkbox"/> <input type="checkbox"/>	<input type="checkbox"/> <input type="checkbox"/>	<input type="checkbox"/> <input type="checkbox"/>	<input type="checkbox"/> <input type="checkbox"/>		<input type="checkbox"/> <input type="checkbox"/>	92.0#	1946	2162	2220	2289	2335	2426	2519	2649	2862	3092	3321	3778	225
	Aluminum Feet	MPCO60/AFT/FC	<input type="checkbox"/> <input type="checkbox"/>	<input type="checkbox"/> <input type="checkbox"/>	<input type="checkbox"/> <input type="checkbox"/>	<input type="checkbox"/> <input type="checkbox"/>	<input type="checkbox"/> <input type="checkbox"/>	<input type="checkbox"/> <input type="checkbox"/>		<input type="checkbox"/> <input type="checkbox"/>	<input type="checkbox"/> <input type="checkbox"/>	92.0#	1895	2106	2161	2229	2274	2362	2453	2580	2787	3010	3233	3679	225
<div>concealed glides shown</div> <div></div>	Concealed Glide	MPCO60/CGL/FC	<input type="checkbox"/> <input type="checkbox"/>	<input type="checkbox"/> <input type="checkbox"/>	<input type="checkbox"/> <input type="checkbox"/>	<input type="checkbox"/> <input type="checkbox"/>	<input type="checkbox"/> <input type="checkbox"/>	<input type="checkbox"/> <input type="checkbox"/>			<input type="checkbox"/> <input type="checkbox"/>	95.0#	\$ 1814	\$ 2031	\$ 2089	\$ 2157	\$ 2204	\$ 2295	\$ 2387	\$ 2515	\$ 2731	\$ 2959	\$ 3189	\$ 3645	\$ 225
	Poly Feet	MPCO60/PFT/FC	<input type="checkbox"/> <input type="checkbox"/>	<input type="checkbox"/> <input type="checkbox"/>	<input type="checkbox"/> <input type="checkbox"/>	<input type="checkbox"/> <input type="checkbox"/>	<input type="checkbox"/> <input type="checkbox"/>	<input type="checkbox"/> <input type="checkbox"/>			<input type="checkbox"/> <input type="checkbox"/>	92.0#	1814	2031	2089	2157	2204	2295	2387	2515	2731	2959	3189	3645	225
	Wood Feet	MPCO60/WFT/FC	<input type="checkbox"/> <input type="checkbox"/>	<input type="checkbox"/> <input type="checkbox"/>	<input type="checkbox"/> <input type="checkbox"/>	<input type="checkbox"/> <input type="checkbox"/>	<input type="checkbox"/> <input type="checkbox"/>	<input type="checkbox"/> <input type="checkbox"/>	<input type="checkbox"/> <input type="checkbox"/>		<input type="checkbox"/> <input type="checkbox"/>	92.0#	1946	2162	2220	2289	2335	2426	2519	2649	2862	3092	3321	3778	225
	Aluminum Feet	MPCO60/AFT/FC	<input type="checkbox"/> <input type="checkbox"/>	<input type="checkbox"/> <input type="checkbox"/>	<input type="checkbox"/> <input type="checkbox"/>	<input type="checkbox"/> <input type="checkbox"/>	<input type="checkbox"/> <input type="checkbox"/>	<input type="checkbox"/> <input type="checkbox"/>		<input type="checkbox"/> <input type="checkbox"/>	<input type="checkbox"/> <input type="checkbox"/>	92.0#	1895	2106	2161	2229	2274	2362	2453	2580	2787	3010	3233	3679	225

A

B

C

D

E

F

G

H

I

J

Indicate the following information on order form:

1. Quantity of each item.
2. Model number, including options. See "How To Build a Model Number".
3. Any special service required.

- The absence of the ☐ indicates that no choice is required.
- Alpha-numeric characters in place of ☐ indicate that no other alternatives are available.

A Select basic model.

B Non-contrast or fabric contrast 1
Refer to ki.com/fabrics

E Select power option.

RPT	- Mini-Tap power module w/3-prong plug; add \$307
NP	- No power

G Select module color.
MPB - Black power module

J Select moisture barrier.

MB	- Moisture barrier
NMB	- No moisture barrier

See pricing column for moisture barrier upcharge.

Special Carton Marking

With specially marked information N/C

Shipping

**Ships assembled, FOB High Point, NC 27263,
freight prepaid. Freight class 250.**

Specifications and prices are subject to change without prior notice.

HOW TO ORDER				SPECIAL SERVICES
Indicate the following information on order form:				
1. Quantity of each item.				
2. Model number, including options. See “How To Build a Model Number”.				
3. Any special service required.				
Note: • The <input type="checkbox"/> indicates that a choice is required.				
• The absence of the <input type="checkbox"/> indicates that no choice is required.				
• Alpha-numeric characters in place of <input type="checkbox"/> indicate that no other alternatives are available.				

[illegible]




Inside Back 45° Curve with 48” High-Back




Outside Back 45° Curve with 48” High-Back

General Dimensions		
Seat width	21"	21"
Seat depth	19"	19"
Seat height	18"	18"
Overall Dimensions		
Width	41-1/2"	41-1/2"
Depth	28"	28"
Height	48"	48"




Inside Back 60° Curve with 48” High-Back




Outside Back 60° Curve with 48” High-Back

General Dimensions		
Seat width	28"	28"
Seat depth	19"	19"
Seat height	18"	18"
Overall Dimensions		
Width	54"	54"
Depth	30"	30"
Height	48"	48"




Inside Back 90° Curve with 48” High-Back




Outside Back 90° Curve with 48” High-Back


General Dimensions		
Seat width	39-3/4"	39-3/4"
Seat depth	19"	19"
Seat height	18"	18"
Overall Dimensions		
Width	76-1/2"	76-1/2"
Depth	33-1/2"	33-1/2"
Height	48"	48"



Booth with 48” High-Back



Rectangle with 48” High-Back




Lounge Chair with 48” High-Back

General Dimensions		
Seat width	48"	26"
Seat depth	19-2/5"	19"
Seat height	18"	18"
Back Depth		
Overall Dimensions		
Width	48"	26"
Depth	52"	26"
Height	48"	48"



Corner with 48” High-Back
(Right and Left)




Extended Corner with 48” High-Back
(Right and Left)

General Dimensions		
Seat width	19"	
Seat depth	19"	18-1/2"
Seat height	18"	18"
Back Depth		
Overall Dimensions		
Width	26"	48"
Depth	26"	26"
Height	48"	48"



Inside Back 45° Curve with 60" High-Back




Outside Back 45° Curve with 60" High-Back

General Dimensions		
Seat width	21"	21"
Seat depth	19"	19"
Seat height	18"	18"
Overall Dimensions		
Width	41-1/2"	41-1/2"
Depth	28"	28"
Height	60"	60"




Inside Back 60° Curve with 60" High-Back




Outside Back 60° Curve, 60" High-Back

General Dimensions		
Seat width	28"	28"
Seat depth	19"	19"
Seat height	18"	18"
Overall Dimensions		
Width	54"	54"
Depth	30"	30"
Height	60"	60"




Inside Back 90° Curve with 60" High-Back



Outside Back 90° Curve with 60" High-Back


General Dimensions		
Seat width	39-3/4"	39-3/4"
Seat depth	19"	19"
Seat height	18"	18"
Overall Dimensions		
Width	76-1/2"	76-1/2"
Depth	33-1/2"	33-1/2"
Height	60"	60"



Booth with 60"High-Back




Rectangle with 60" High-Back



Lounge Chair with 60" High-Back

General Dimensions			
Seat width	48"	26"	26"
Seat depth	19-2/5"	19"	19"
Seat height	18"	18"	18"
Back Depth			
Overall Dimensions			
Width	48"	48"	26"
Depth	52"	26"	26"
Height	60"	60"	60"



Corner with 60"High-Back
(Right and Left)



Extended Corner with 60" High-Back
(Right and Left)

General Dimensions		
Seat width	19"	18-1/2"
Seat depth	19"	18"
Seat height	18"	26"
Back Depth		
Overall Dimensions		
Width	26"	48"
Depth	26"	26"
Height	60"	60"



Frame

All seat and backrest frames are constructed of 3/4” laminated hardwood plywood, CNC cut. All main frame joints are nailed and glued, in addition to interlocking joinery across all stress points. Seats are removeable without tools for cleaning and electrical inspection. Frame bases are coated with a black stain and sealer to seal and protect wooden frames from liquid spills. The seat base contains multiple pass-through cutouts to allow liquid and debris to route to the floor. Seats feature a curved clean-out space to route liquid and debris towards floor.

Foam

All MyPlace High-Back models use seat foam that is 2.5” thick, 2.5 density - 45 lb compression, topped with 1/2” thick, 2.6 density - 80 lb compression foam. The backrest foam is 1 1/2” total thickness consisting of 1” thick, 2.5 density - 45 lb compression foam, and topped with a 1/2” thick, 2.6 density - 80 lb compression foam. The headrest topper has 1 3/8” thick, 2.5 density - 45 lb compression foam on the seating side. All non-seating sides have a 3/4” thick, 2.6 density - 80 lb compression foam covering.

Sewing

All MyPlace Lounge units are double-needle stitched at all primary seams for lasting durability.

Base Options

Poly Feet

Poly feet are 2” high polyurethane, and contain an adjustable glide. The height-adjustable steel 1/4-20 threaded, natural color, impact resistant nylon glide bottom allows for 3/4” of leveling. Poly feet are mounted to the underside frame using 5/16-18 x 1 1/2” set screws. Feet are black in color with four or five feet used per lounge, depending upon model.

Wood Feet

Wood feet are 2” high and made from 2” x 2” x 2” beech hardwood, kiln dried to a moisture content of 6%. Exposed wood is sanded with 220 grit sand paper, then spray stained with KI standard colors, or a non-standard color match and placed in a burn-off oven for one hour at 140-150 degrees. The wood is then sealed to prevent moisture imbalance and finish sanded with 400 grit sand paper for fine detailing. The final step for wood feet is the application of a varnish topcoat, then feet are oven baked. Both the sealer and finish coats contain an anti-microbial protectant. A height-adjustable steel 1/4-20 threaded, natural color, impact resistant nylon glide bottom allows for 3/4” of leveling. Four to five wood feet are used per lounge depending upon model. See KI color addendum for stain color offering.

Cast Aluminum Feet

Cast aluminum feet are 2” high and mounted to the underside frame using 5/16-18 x 1 1/2” set screws. Feet are offered in brushed aluminum or painted in powder-coat paint with four or five feet used per lounge, depending upon model. A height-adjustable steel 1/4-20 threaded, natural color, impact resistant nylon glide bottom allows for 3/4” of leveling. See KI Color Addendum for paint color offering.

Concealed Glides

Concealed glides are height-adjustable steel, 1/4-20 threaded with a natural color nylon bottom allowing for 3/4” of leveling. Four to five adjustable glides are used per lounge depending upon model.

Ganging

- Gangers are made from steel and are either, painted with a black finish and are mounted using #10 x 3/4” wood screws.
- 60” high-back gangers - formed of 12-gauge steel. Gangers included with 60” high-back lounge models.
 - High-back base gangers - formed of 14-gauge steel. Gangers included with all 48” and 60” high-back models.
 - 48” high-back catch & hook gangers - formed 10-gauge steel. Gangers included with all 48” high-back models.
 - High-back to low-back, backless or inline table gangers - formed of 12-gauge steel. Gangers must be ordered separately. See MyPlace Lounge Furniture - Planning Guide (KI-PG-000020) for more information.

Electrical System Options

Byrne Mini-Tap® Power Module with 3-Prong Plug

MyPlace High-Back can be configured with optional Byrne Mini-Tap® power modules with 3-prong plug (a self-contained, UL listed single relocatable power tap). One 15-amp, 125 volt AC simplex receptacle with one 2.1-amp, 5 volt DC USB-A port, and one USB-C port (2.0 and 3.0 compatible, no data), provide connection for device charging or direct AC power. Byrne Mini-Tap® power module is standard with 72” long, 14 AWG, 15-amp NEMA rated 3-conductor SJT cord with a three-prong grounded plug. Faceplates are optionally either black in color with black outlet ports, white with white outlet ports, or silver with black outlet ports. Cord is black.

One Byrne Mini-Tap® power module with 3-prong plug is available per model, and may be configurable for front and rear power outlets. See MyPlace Lounge Furniture - Planning Guide (KI-PG-000020) for configurable power locations.

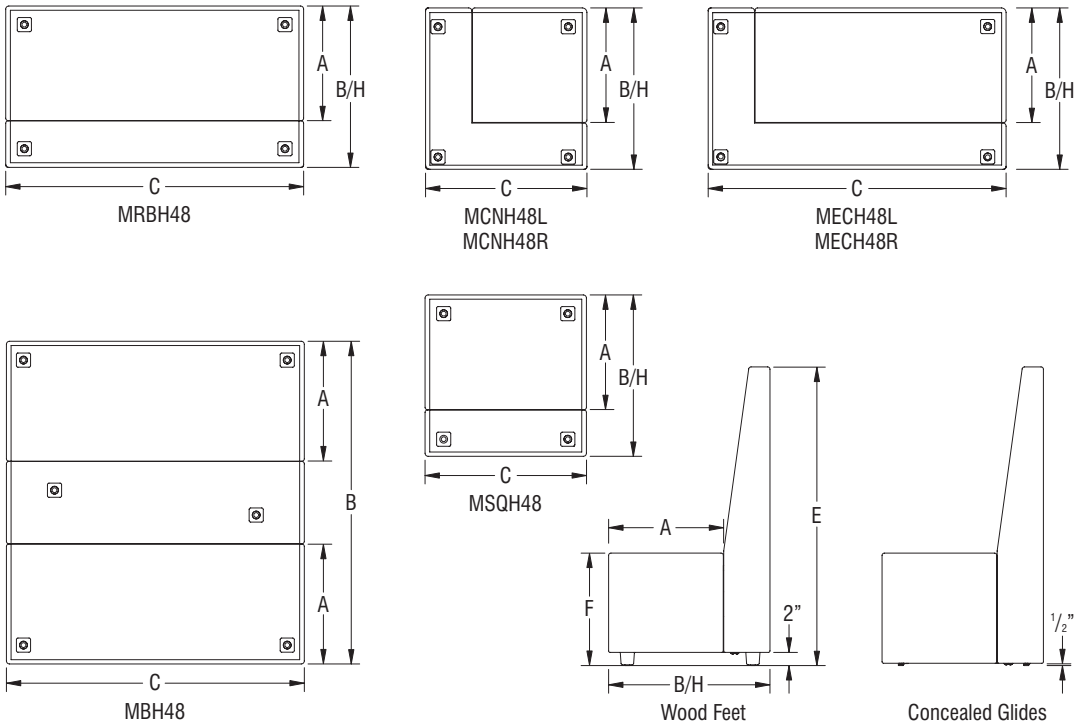
Byrne Interlink® IQ System

Optionally, MyPlace High-Back can be configured with Byrne Interlink® IQ system (an ETL-Listed, 120-volt single circuit electrical system). Interlink® IQ is a non-sequential power system that allows users to “daisy-chain” multiple power modules together powered by one infeed (ordered separately). The infeed cord is a 10’ long, 14 AWG, 15-amp NEMA rated 3-conductor SJT cord with a three-prong grounded plug. Faceplates are optionally either black in color with black outlet ports, white with white outlet ports, or silver with black outlet ports. Cord is black.

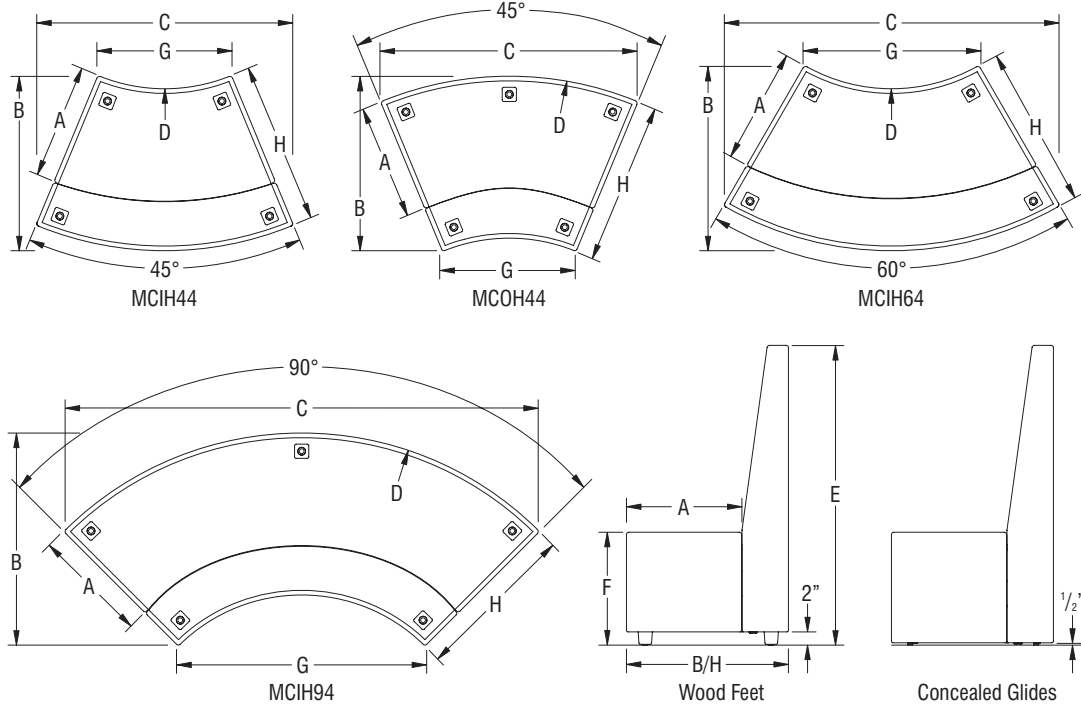
Byrne Mini-Tap® Power Module for Interlink IQ

Up to eight total Byrne Mini-Tap power modules for Interlink IQ can be configured in a multi-lounge plan, and are configured as part of the lounge units. Modules contain one 15-amp, 125 volt AC simplex receptacle with one 2.1-amp, 5 volt DC USB-A port, and one USB-C port (2.0 and 3.0 compatible, no data), providing connection for device charging or direct AC power. The module to module cord connections are keyed and light indicated for proper hook up.

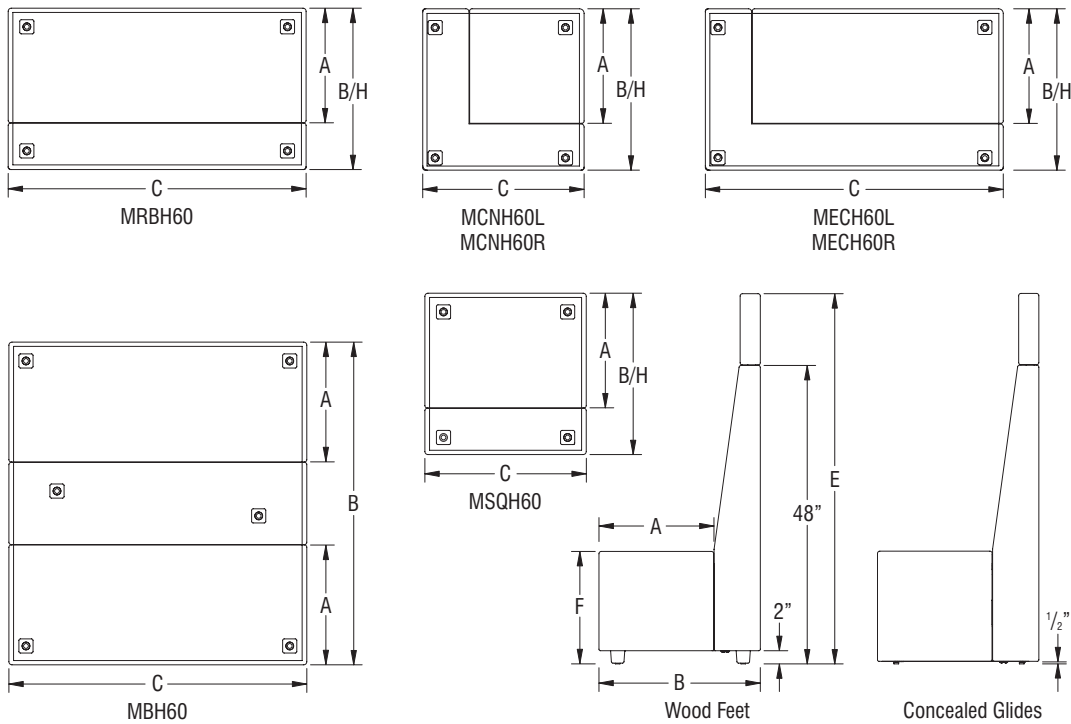
Up to four power modules per lounge are available, depending upon model, and may be configurable for front and rear power outlets. See the planning guide for configurable power locations.

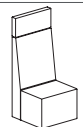
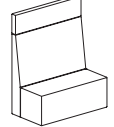
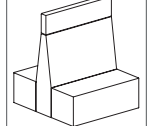
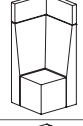
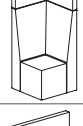
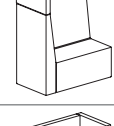
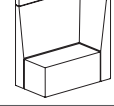


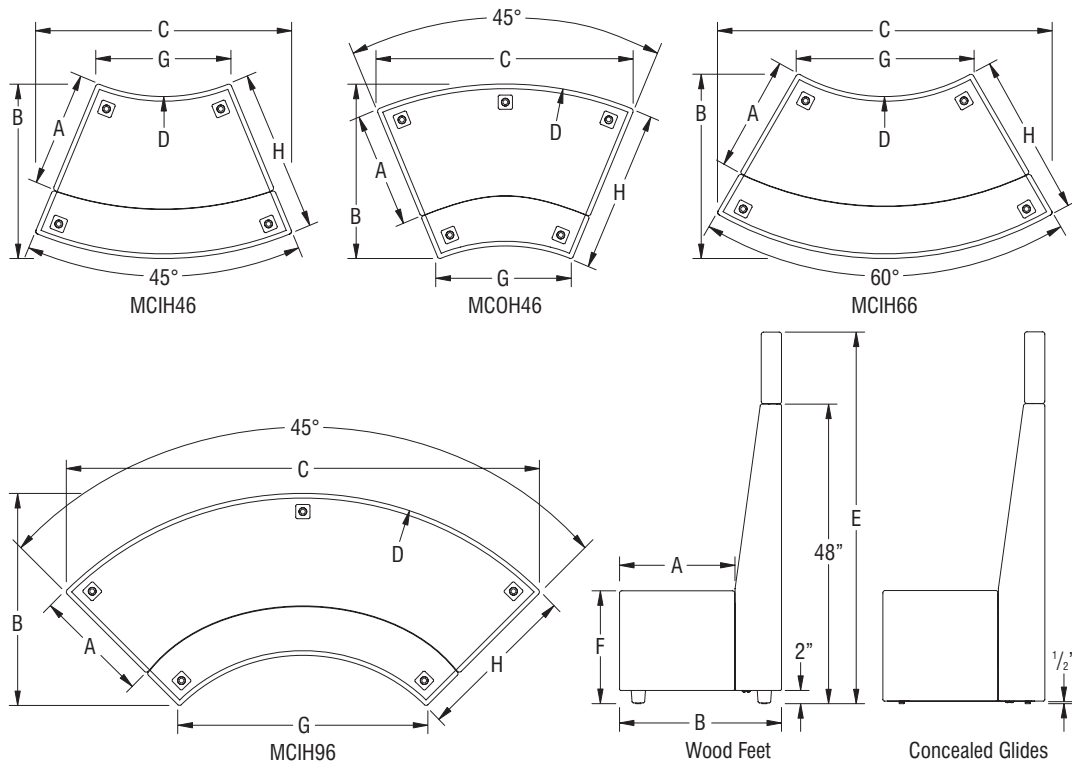
Lounge Overall Dimension									
Model		A (Seat Depth)	B (Overall Depth)	C (Overall Width)	D (Radius)	E (Overall Height)	F (Seat Height)	G (Seat Width)	H (Back Depth)
	MSQH48	18 1/2"	26"	26"		48"	18"		26"
	MRBH48	18 1/2"	26"	48"		48"	18"		26"
	MBH48	19 3/8"	52"	48"		48"	18"		
	MCNH48L	18 1/2"	26"	26"		48"	18"		26"
	MCNH48R	18 1/2"	26"	26"		48"	18"		26"
	MECH48L	18 1/2"	26"	48"		48"	18"		26"
	MECH48R	18 1/2"	26"	48"		48"	18"		26"

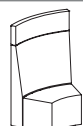
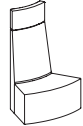


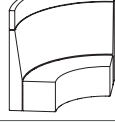
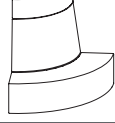


Lounge Overall Dimension									
Model		A (Seat Depth)	B (Overall Depth)	C (Overall Width)	D (Radius)	E (Overall Height)	F (Seat Height)	G (Seat Width)	H (Back Depth)
	MCIH44	18 1/2"	28"	41 1/2"	28"	48"	18"	21"	26"
	MCOH44	18 1/2"	28"	41 1/2"	54"	48"	18"	41"	26"
	MCIH64	18 1/2"	29 1/2"	54"	28"	48"	18"	28"	26"
	MCOH64	18 1/2"	29 1/2"	54"	54"	48"	18"	54"	26"
	MCIH94	18 1/2"	34"	76 1/2"	28"	48"	18"	40"	26"
	MCOH94	18 1/2"	34"	76 1/2"	54"	48"	18"	76"	26"



Lounge Overall Dimension									
Model		A (Seat Depth)	B (Overall Depth)	C (Overall Width)	D (Radius)	E (Overall Height)	F (Seat Height)	G (Seat Width)	H (Back Depth)
	MSQH60	18½"	26"	26"		60"	18"		26"
	MRBH60	18½"	26"	48"		60"	18"		26"
	MBH60	19⅜"	52"	48"		60"	18"		
	MCNH60L	18½"	26"	26"		60"	18"		26"
	MCNH60R	18½"	26"	26"		60"	18"		26"
	MECH60L	18½"	26"	48"		60"	18"		26"
	MECH60R	18½"	26"	48"		60"	18"		26"



Lounge Overall Dimension									
Model		A (Seat Depth)	B (Overall Depth)	C (Overall Width)	D (Radius)	E (Overall Height)	F (Seat Height)	G (Seat Width)	H (Back Depth)
	MCIH46	18 1/2"	28"	41 1/2"	28"	60"	18"	21"	26"
	MCOH46	18 1/2"	28"	41 1/2"	54"	60"	18"	41"	26"
	MCIH66	18 1/2"	29 1/2"	54"	28"	60"	18"	28"	26"
	MCOH66	18 1/2"	29 1/2"	54"	54"	60"	18"	54"	26"
	MCIH96	18 1/2"	34"	76 1/2"	28"	60"	18"	40"	26"
	MCOH96	18 1/2"	34"	76 1/2"	54"	60"	18"	76"	26"

MSQ48

Lounge Chair, 48" High-Back - Non-contrast

- Non-contrast COM= 4.5 yds
- Gangers included to gang to other High-Back models.
- Ganging to backless units or High-Back back to side ganging (specify kit separately)
- Does not gang with 32" Low-Back units
- Cannot be retrofitted to 60" model
- All base models have foot leveling capacity
- Removable seat design, debris clean-out location, and painted wood base to protect against liquids.
- Overall Dimensions:
W=26" D=26" H=48"

Seat Dimensions:

- D=18.5" H=18"

Indicate the following information on order form:

1. Quantity of each item.
2. Model number, including options. See "How To Build a Model Number".
3. Any special service required.

Note:

- The ☐ indicates that a choice is required.
- The absence of the ☐ indicates that no choice is required.
- Alpha-numeric characters in place of ☐ indicate that no other alternatives are available.

A Select basic model.

B Select non-contrast or fabric contrast 1.
Refer to ki.com/fabrics

C Select power option.

NP	- No power
WP	- With power

D Select power type.

DCP	- Byrne Interlink®IQ System w/Mini-Tap® module OR jumper (Interlink®IQ Infeed to power Interlink®IQ Systems ordered separately)
RPT	- Mini-Tap power module w/3-prong plug; add \$307

E Select Mini-Tap® module w/3-prong plug location.

LFPP	- Left front facing power
LRFP	- Left rear facing power
RRFP	- Right front facing power
RRFP	- Right rear facing power

F Select Byrne Interlink® IQ System type.

DCJ add \$121	- Byrne Interlink®IQ System jumper only;
DSMOD module	- Byrne Interlink®IQ System w/Mini-Tap®

G Select Byrne Interlink® IQ System w/Mini-Tap® module quantity.

MOD1	- One module; add \$396
MOD2	- Two Modules; add \$791
MOD3	- Three modules; add \$1187
MOD4	- Four modules; add \$1582

H Select Byrne Interlink® IQ System w/Mini-Tap®e location(s).

LFPP	- Left front facing power
LRFP	- Left rear facing power
RFPP	- Right front facing power
RRFP	- Right rear facing power
LFLR	- Left front, left rear facing power
LFRF	- Left front, right front facing power
LFRR	- Left front, right rear facing power
LRRF	- Left rear, right front facing power
LRRR	- Left rear, right rear facing power
RRRF	- Right rear, right front facing power
LFLRRR	- Left front, left rear, right rear facing

power	LFRFLR - Left front, right front, left rear facing power
	LFRFRR - Left front, right front, right rear facing power
	RFLRRR - Right front, left rear, right rear facing power
	LFRFLRRR - Left front, right front, left rear, right rear facing power

1 Select module color.

MPB	- Black power module
MPS	- Silver power module
MPW	- White power module

J Select wood feet finish.
Refer to the **Product Color Options** page in this price list.

K Select brushed aluminum feet finish.
Refer to the **Product Color Options** page in this price list.

L Select moisture barrier.

MB	- Moisture barrier
NMB	- No moisture barrier

See pricing column for moisture barrier upcharge.

The removable seat design of MyPlace™ High-Back units allows for ease of installation and clean out, as well as inspection of electrical components. MyPlace™ High-Back offers power modules with a 3-prong plug (ETL Listed) or Byrne Interlink® IQ electrical system (an ETL Listed Furniture Power Distribution Unit, electrical system.) Because the system is ETL Listed, MyPlace™ Lounge has not been listed.

All 48" high-back models can be used as free-standing units or can be ganged to other 48" high-back or 60" high-back models. Gangers are included for traditional lineal ganging with 48" high-back models, however, please note installing concealed gangers on 48" high-back models will permanently alter upholstery. Please see Installation Guide for further information related to ganging.

With specially marked information N/C

Shipping
Ships assembled, FOB High Point, NC 27263,
freight prepaid. Freight class 250.

Specifications and prices are subject to change without prior notice.

- 1 = Base (Contrast 1) COM= 1.25 yd
- 2 = Seat (Contrast 2) COM= .75 yd
- 3 = Back (Contrast 3) COM= 2.75 yd
- Gangers included to gang to other High-Back models.
- Ganging to backless units or High-Back back to side ganging (specify kit separately)
- Does not gang with 32" Low-Back units
- Cannot be retrofitted to 60" model
- All base models have foot leveling capacity
- Removable seat design, debris clean-up location, and painted wood base to protect against liquids.
- Overall Dimensions:
 - W=26" D=26" H=48"

Seat Dimensions:

- D=18.5" H=18"
- Price is based off of highest grade base or back fabric. Exclude seat fabric when selecting highest grade contrasting fabric.

Indicate the following information on order form:

1. Quantity of each item.
2. Model number, including options. See "How To Build a Model Number".
3. Any special service required.

Note:

- The ☐ indicates that a choice is required.
- The absence of the ☐ indicates that no choice is required.
- Alpha-numeric characters in place of ☐ indicate that no other alternatives are available.

- A** Select basic model.
- B** Select non-contrast or fabric contrast 1.
Refer to ki.com/fabrics
- C** Select fabric contrast 2.
Refer to ki.com/fabrics
- D** Select fabric contrast 3.
Refer to ki.com/fabrics
- E** Select power option.

NP	- No power
WP	- With power

F Select power type.

DCP	- Byrne Interlink®IQ System w/Mini-Tap® module OR jumper (Interlink®IQ Infeed to power Interlink®IQ Systems ordered seperately)
RPT	- Mini-Tap® power module w/3-prong plug; add \$307

G Select Mini-Tap® module w/3-prong plug location.

LFPP	- Left Front Facing Power
-------------	---------------------------

H Select Byrne Interlink® IQ System type.

DCJ - Byrne Interlink® IQ System jumper only; add \$121

DSMOD - Byrne Interlink® IQ System w/Mini-Tap® module

I Select Byrne Interlink® IQ System w/Mini-Tap® module quantity.

MOD1 - One Module; add \$396

MOD2 - Two Modules; add \$791

MOD3 - Three Modules; add \$1187

MOD4 - Four Modules; add \$1582

J Select Byrne Interlink® IQ System w/Mini-Tap Module location(s).

LFFP - Left Front Facing Power

LRFP - Left Rear Facing Power

RFFP - Right Front Facing Power

RRFP - Right Rear Facing Power

LFLR - Left Front, Left Rear Facing Power

LRFR - Left Front, Right Front Facing Power

LFRR - Left Front, Right Rear Facing Power

LRRF	- Left Rear, Right Front Facing Power
LRRL	- Left Rear, Right Rear Facing Power
RRRF	- Right Rear, Right Front Facing Power
LFLRRR	- Left Front, Left Rear, Right Rear Facing Power
LRFLRL	- Left Front, Right Front, Left Rear Facing Power
LRFRRL	- Left Front, Right Front, Right Rear Facing Power
RFLRRR	- Right Front, Left Rear, Right Rear Facing Power
LRFLRRR	- Left Front, Right Front, Left Rear, Right Rear Facing Power
K Select module color.	
MPB	- Black power module
MPS	- Silver power module
MPW	- White power module
L Select wood feet finish.	
Refer to the Product Color Options page in this price list.	
M Select brushed aluminum feet finish.	
Refer to the Product Color Options page in this price list.	
N Select moisture barrier.	
MB	- Moisture barrier
NMB	- No moisture barrier
See pricing column for moisture barrier upcharge.	

The removable seat design of MyPlace™ High-Back units allows for ease of installation and clean out, as well as inspection of electrical components. MyPlace™ High-Back offers power modules with a 3-prong plug (ETL Listed) or Byrne Interlink® IQ electrical system (an ETL Listed Furniture Power Distribution Unit, electrical system.) Because the system is ETL Listed, MyPlace™ Lounge has not been listed.

All 48" high-back models can be used as free-standing units or can be ganged to other 48" high-back or 60" high-back models. Gangers are included for traditional lineal ganging with 48" high-back models, however, please note installing concealed gangers on 48" high-back models will permanently alter upholstery. Please see Installation Guide for further information related to ganging.

Special Carton Marking

With specially marked information N/C

Shipping

Ships assembled, FOB High Point, NC 27263, freight prepaid. Freight class 250.

Specifications and prices are subject to change without prior notice.



		MODEL NUMBER																										
		Basic Model	Non-Cont or Fabric Cont 1	Pwr Opt	Pwr Type	MT Pwr Loc	IQ Pwr Type	IQ Mod Qty	IQ Pwr Loc	Pwr Color	Wood Feet Finish	Alum-inum Feet Finish	Moist Barr															
Features														Approx. Packaged Weight	Grade C.O.M.	Grade C	Grade D	Grade E & C.O.L.	Grade F	Grade G	Grade H	Grade I	Grade J	Grade K	Grade L Leather	Grade M Leather	Moisture Barrier add to list price	
<div>concealed glides shown</div> <div></div>	Concealed Glides	MRBH48/CGL/NC	<input type="checkbox"/>	<input type="checkbox"/>	<input type="checkbox"/>	<input type="checkbox"/>	<input type="checkbox"/>	<input type="checkbox"/>	<input type="checkbox"/>	<input type="checkbox"/>			<input type="checkbox"/>	160.0#	\$ 2707	\$ 2967	\$ 3036	\$ 3119	\$ 3173	\$ 3283	\$ 3393	\$ 3547	\$ 3803	\$ 4076	\$ 4352	\$ 4900	\$ 260	
	Poly Feet	MRBH48/PFT/NC	<input type="checkbox"/>	<input type="checkbox"/>	<input type="checkbox"/>	<input type="checkbox"/>	<input type="checkbox"/>	<input type="checkbox"/>	<input type="checkbox"/>	<input type="checkbox"/>			<input type="checkbox"/>	160.0#	2707	2967	3036	3119	3173	3283	3393	3547	3803	4076	4352	4900	260	
	Wood Feet	MRBH48/WFT/NC	<input type="checkbox"/>	<input type="checkbox"/>	<input type="checkbox"/>	<input type="checkbox"/>	<input type="checkbox"/>	<input type="checkbox"/>	<input type="checkbox"/>	<input type="checkbox"/>	<input type="checkbox"/>		<input type="checkbox"/>	160.0#	2830	3091	3159	3242	3297	3406	3516	3670	3927	4201	4475	5023	260	
	Aluminum Feet	MRBH48/AFT/NC	<input type="checkbox"/>	<input type="checkbox"/>	<input type="checkbox"/>	<input type="checkbox"/>	<input type="checkbox"/>	<input type="checkbox"/>	<input type="checkbox"/>	<input type="checkbox"/>		<input type="checkbox"/>	<input type="checkbox"/>	160.0#	2830	3091	3159	3242	3297	3406	3516	3670	3927	4201	4475	5023	260	



		MODEL NUMBER																											
		Basic Model	Non-Cont or Fabric Cont 1	Fab Con 2	Fab Con 3	Pwr Opt	Pwr Type	MT Pwr Loc	IQ Pwr Type	IQ Mod Qty	IQ Pwr Loc	Pwr Color	Wood Feet Finish	Alum-inum Feet Finish	Moist Barr														
concealed glides shown	Concealed Glides	MRBH48/CGL/FC	<input type="checkbox"/>	<input type="checkbox"/>	<input type="checkbox"/>	<input type="checkbox"/>	<input type="checkbox"/>	<input type="checkbox"/>	<input type="checkbox"/>	<input type="checkbox"/>	<input type="checkbox"/>	<input type="checkbox"/>			<input type="checkbox"/>	160.0#	\$ 2755	\$ 3066	\$ 3148	\$ 3247	\$ 3313	\$ 3443	\$ 3572	\$ 3759	\$ 4065	\$ 4392	\$ 4719	\$ 5320	\$ 260
	Poly Feet	MRBH48/PFT/FC	<input type="checkbox"/>	<input type="checkbox"/>	<input type="checkbox"/>	<input type="checkbox"/>	<input type="checkbox"/>	<input type="checkbox"/>	<input type="checkbox"/>	<input type="checkbox"/>	<input type="checkbox"/>	<input type="checkbox"/>			<input type="checkbox"/>	160.0#	2755	3066	3148	3247	3313	3443	3572	3759	4065	4392	4719	5320	260
	Wood Feet	MRBH48/WFT/FC	<input type="checkbox"/>	<input type="checkbox"/>	<input type="checkbox"/>	<input type="checkbox"/>	<input type="checkbox"/>	<input type="checkbox"/>	<input type="checkbox"/>	<input type="checkbox"/>	<input type="checkbox"/>	<input type="checkbox"/>	<input type="checkbox"/>		<input type="checkbox"/>	160.0#	2881	3192	3273	3372	3438	3568	3699	3884	4192	4518	4844	5499	260
	Aluminum Feet	MRBH48/AFT/FC	<input type="checkbox"/>	<input type="checkbox"/>	<input type="checkbox"/>	<input type="checkbox"/>	<input type="checkbox"/>	<input type="checkbox"/>	<input type="checkbox"/>	<input type="checkbox"/>	<input type="checkbox"/>	<input type="checkbox"/>		<input type="checkbox"/>	<input type="checkbox"/>	160.0#	2881	3192	3273	3372	3438	3568	3699	3884	4192	4518	4844	5499	260
MRB48 Rectangle with 48” High-Back- Contrast																													

3

2

1

• 1 = Base (Contrast 1) C.O.M. = 2 yd

• 2 = Seat (Contrast 2) C.O.M. = .75 yd

• 3 = Back (Contrast 3) C.O.M. = 4 yd

• Gangers included to gang to other High-Back models.

• Ganging to backless units or High-Back back to side ganging (specify kit separately)

• Does not gang with 32” Low-Back units

• Cannot be retrofitted to 60” model

• All base models have foot leveling capacity

• Removable seat design, debris clean-out location, and painted wood base to protect against liquids.

• Overall Dimensions:

• W=48” D=26” H=48”

Seat Dimensions:

• D=18.5” H=18”

• Price is based off of highest grade base or back fabric. Exclude seat fabric when selecting highest grade contrasting fabric.

A

B

C

D

E

F

G

H

I

J

K

L

M

N

HOW TO ORDER

- Indicate the following information on order form:
- Quantity of each item.
 - Model number, including options. See “How To Build a Model Number”.
 - Any special service required.

Note: • The ☐ indicates that a choice is required.

- The absence of the ☐ indicates that no choice is required.
- Alpha-numeric characters in place of ☐ indicate that no other alternatives are available.

HOW TO BUILD A MODEL NUMBER

- A

Select basic model.
- B

Select non-contrast or fabric contrast 1. Refer to [ki.com/fabrics](#)
- C

Select fabric contrast 2. Refer to [ki.com/fabrics](#)
- D

Select fabric contrast 3. Refer to [ki.com/fabrics](#)
- E

Select power option.

NP

- No power

WP

- With power
- F

Select power type.

DCP

- Byrne Interlink®IQ System w/Mini-Tap® module OR jumper (Interlink®IQ Infeed to power Interlink®IQ Systems ordered seperately)

RPT

- Mini-Tap® power module w/3-prong plug; add \$307
- G

Select Mini-Tap® module w/3-prong plug location.

LPFP

- Left Front Facing Power

- LRFP

- Left Rear Facing Power
- RFFP

- Right Front Facing Power
- RRFP

- Right Rear Facing Power
- H

Select Byrne Interlink®IQ System type.

DCJ

- Byrne Interlink®IQ System jumper only; add \$121

DSMOD

- Byrne Interlink®IQ System w/Mini-Tap® module
- I

Select Byrne Interlink®IQ System w/Mini-Tap® module quantity.

MOD1

- One Module; add \$396

MOD2

- Two Modules; add \$791

MOD3

- Three Modules; add \$1187

MOD4

- Four Modules; add \$1582
- J

Select Byrne Interlink®IQ System w/Mini-Tap® module location(s).

LPFP

- Left Front Facing Power

LRFP

- Left Rear Facing Power

RFFP

- Right Front Facing Power

RRFP

- Right Rear Facing Power

LFLR

- Left Front, Left Rear Facing Power

LRFR

- Left Front, Right Front Facing Power

LFRR

- Left Front, Right Rear Facing Power

LRRF

- Left Rear, Right Front Facing Power

LRRR

- Left Rear, Right Rear Facing Power

RRRF

- Right Rear, Right Front Facing Power

- K

Select module color.

MPB

- Black power module

MPS

- Silver power module

MPW

- White power module
- L

Select wood feet finish. Refer to the **Product Color Options** page in this price list.
- M

Select brushed aluminum feet finish. Refer to the **Product Color Options** page in this price list.
- N

Select moisture barrier.

MB

- Moisture barrier

NMB

- No moisture barrier

See pricing column for moisture barrier upcharge.

INFORMATION

The removable seat design of MyPlace™ High-Back units allows for ease of installation and clean out, as well as inspection of electrical components. MyPlace™ High-Back offers power modules with a 3-prong plug (ETL Listed) or Byrne Interlink® IQ electrical system (an ETL Listed Furniture Power Distribution Unit, electrical system.) Because the system is ETL Listed, MyPlace™ Lounge has not been listed. All 48” high-back models can be used as free-standing units or can be ganged to other 48” high-back or 60” high-back models. Gangers are included for traditional lineal ganging with 48” high-back models, however, please note installing concealed gangers on 48” high-back models will permanently alter upholstery. Please see Installation Guide for further information related to ganging.

SPECIAL SERVICES

Special Carton Marking

With specially marked information N/C

Shipping

Ships **assembled, FOB High Point, NC 27263, freight prepaid.** Freight class 250.

Specifications and prices are subject to change without prior notice.

HOW TO ORDER		HOW TO BUILD A MODEL NUMBER	
Indicate the following information on order form:		only; add \$121	
1. Quantity of each item.		DSMOD	- Byrne Interlink®IQ System w/Mini-Tap® module
2. Model number, including options. See “How To Build a Model Number”.		G	Select Byrne Interlink®IQ System w/Mini-Tap® module quantity.
3. Any special service required.		MOD1	- One Module; add \$396
		MOD2	- Two Modules; add \$791
		MOD3	- Three Modules; add \$1187
		H	Select Byrne Interlink®IQ System w/Mini-Tap® module location(s).
		LRFP	- Left Rear Facing Power
		RFFP	- Right Front Facing Power
		RRFP	- Right Rear Facing Power
		LRRF	- Left Rear, Right Front Facing Power
		LRRR	- Left Rear, Right Rear Facing Power
		RRRF	- Right Rear, Right Front Facing Power
		RFLRRR	- Right Front, Left Rear, Right Rear Facing Power
		I	Select power module color.
		MPB	- Black power module
		MPS	- Silver power module
		MPW	- White power module
		J	Select wood feet finish.
			Refer to the Product Color Options page in this price list.
		K	Select brushed aluminum feet finish.
			Refer to the Product Color Options page in this price list.
		L	Select moisture barrier.
		MB	- Moisture barrier
		NMB	- No moisture barrier
			See pricing column for moisture barrier upcharge.

HOW TO ORDER

Note:

- The ☐ indicates that a choice is required.
- The absence of the ☐ indicates that no choice is required.
- Alpha-numeric characters in place of ☐ indicate that no other alternatives are available.

HOW TO BUILD A MODEL NUMBER

- A** Select basic model.
- B** Select non-contrast or fabric contrast 1.
Refer to [ki.com/fabrics](#)
- C** Select fabric contrast 2.
Refer to [ki.com/fabrics](#)
- D** Select fabric contrast 3.
Refer to [ki.com/fabrics](#)
- E** Select power option.

NP	- No power
WP	- With power
- F** Select power type.

DCP	- Byrne Interlink®IQ System Tap® module OR jumper (Interlink®IQ power Interlink®IQ Systems ordered)
RPT	- Mini-Tap® power module w/ plug; add \$307
- G** Select Mini-Tap® module w/3-prong plug

LRFP	- Left Rear Facing Power
RFPF	- Right Front Facing Power
RRFP	- Right Rear Facing Power
Select Byrne Interlink®IQ System type.	
DCJ	- Byrne Interlink®IQ System jumper only; add \$121
DSMOD	- Byrne Interlink®IQ System w/Mini-Tap® module
Select Byrne Interlink®IQ System w/Mini-Tap® module quantity.	
MOD1	- One Module; add \$396
MOD2	- Two Modules; add \$791
MOD3	- Three Modules; add \$1187
Select Byrne Interlink®IQ System w/Mini-Tap® module combination(s).	
LRFP	- Left Rear Facing Power
RFPF	- Right Front Facing Power
RRFP	- Right Rear Facing Power
LRRF	- Left Rear, Right Front Facing Power
LRRR	- Left Rear, Right Rear Facing Power
RRRF	- Right Rear, Right Front Facing Power
RFLRRR	- Right Front, Left Rear, Right Rear Facing

Power

- | | |
|------------|----------------------------|
| K | Select power module color. |
| MPB | - Black power module |
| MPS | - Silver power module |
| MPW | - White power module |
-
- | | |
|--|--------------------------|
| L | Select wood feet finish. |
| Refer to the Product Color Options page in this price list. | |
-
- | | |
|--|--------------------------------------|
| M | Select brushed aluminum feet finish. |
| Refer to the Product Color Options page in this price list. | |
-
- | | |
|------------|--------------------------|
| N | Select moisture barrier. |
| MB | - Moisture barrier |
| NMB | - No moisture barrier |
- See pricing column for moisture barrier upcharge.

INFORMATION

The removable seat design of MyPlace™ High-Back units allows for ease of installation and clean out, as well as inspection of electrical components. MyPlace™ High-Back offers power modules with a 3-prong plug (ETL Listed) or Byrne Interlink® IQ electrical system (an ETL Listed Furniture Power Distribution Unit, electrical system.) Because the system is ETL Listed, MyPlace™ Lounge has not been listed.

All 48" high-back models can be used as free-standing units or can be ganged to other 48" high-back or 60" high-back models. Gangers are included for traditional lineal ganging with 48" high-back models, however, please note installing concealed gangers on 48" high-back models will permanently alter upholstery. Please see Installation Guide for further information related to ganging.

SPECIAL SERVICES

Special Carton Marking

With specially marked information N/C

Shipping

**Ships assembled, FOB High Point, NC 27263,
freight prepaid. Freight class 250.**

Specifications and prices are subject to change without prior notice.

[illegible]

Indicate the following information on order form:

1. Quantity of each item.
2. Model number, including options. See "How To Build a Model Number".
3. Any special service required.

- The absence of the ☐ indicates that no choice is required.
- Alpha-numeric characters in place of ☐ indicate that no other alternatives are available.

- A** Select basic model.
- B** Select non-contrast or fabric contrast 1.
Refer to [**ki.com/fabrics**](http://ki.com/fabrics)

D Select power type.

DCP	- Byrne Interlink® IQ System w/Mini-Tap® module OR jumper (Interlink® IQ Infeed to power Interlink® IQ Systems ordered separately)
RPT	- Mini-Tap® power module w/3-prong plug; add \$307

F	Select Byrne Interlink® IQ System type.
DCJ	- Byrne Interlink® IQ System jumper only; add \$121

J Select wood feet finish.
Refer to the **Product Color Options** page in this price list.

L Select moisture barrier.

MB	- Moisture barrier
NMB	- No moisture barrier

See pricing column for moisture barrier upcharge.

The removable seat design of MyPlace™ High-Back units allows for ease of installation and clean out, as well as inspection of electrical components. MyPlace™ High-Back offers power modules with a 3-prong plug (ETL Listed) or Byrne Interlink® IQ electrical system (an ETL Listed Furniture Power Distribution Unit, electrical system.) Because the system is ETL Listed, MyPlace™ Lounge has not been listed. All 48" high-back models can be used as free-standing units or can be ganged to other 48" high-back or 60" high-back models. Gangers are included for traditional lineal ganging with 48" high-back models, however, please note installing concealed gangers on 48" high-back models will permanently alter upholstery. Please see Installation Guide for further information related to ganging.

With specially marked information N/C

Ships assembled, FOB High Point, NC 27263, freight prepaid. Freight class 250.

Specifications and prices are subject to change without prior notice.



		MODEL NUMBER																											
		Basic Model	Non-Cont or Fabric Cont 1	Fab Con 2	Fab Con 3	Pwr Opt	Pwr Type	MT Pwr Loc	IQ Pwr Type	IQ Mod Qty	IQ Pwr Loc	Power Color	Wd Feet Fin	Alum Feet Fin	Moist Barr														
<div>concealed glides shown</div> <div><div><div>3</div><div>2</div><div>1</div></div><div><div><div></div></div><div><div></div></div><div><div></div></div></div></div>	Concealed Glides	MECH48R/CGL/FC	<input type="checkbox"/>	<input type="checkbox"/>	<input type="checkbox"/>	<input type="checkbox"/>	<input type="checkbox"/>	<input type="checkbox"/>	<input type="checkbox"/>	<input type="checkbox"/>	<input type="checkbox"/>	<input type="checkbox"/>			<input type="checkbox"/>	170.0#	\$ 3205	\$ 3560	\$ 3654	\$ 3767	\$ 3843	\$ 3994	\$ 4144	\$ 4356	\$ 4708	\$ 5083	\$ 5460	\$ 6210	\$ 271
	Poly Feet	MECH48R/PFT/FC	<input type="checkbox"/>	<input type="checkbox"/>	<input type="checkbox"/>	<input type="checkbox"/>	<input type="checkbox"/>	<input type="checkbox"/>	<input type="checkbox"/>	<input type="checkbox"/>	<input type="checkbox"/>	<input type="checkbox"/>			<input type="checkbox"/>	170.0#	3205	3560	3654	3767	3843	3994	4144	4356	4708	5083	5460	6210	271
	Wood Feet	MECH48R/WFT/FC	<input type="checkbox"/>	<input type="checkbox"/>	<input type="checkbox"/>	<input type="checkbox"/>	<input type="checkbox"/>	<input type="checkbox"/>	<input type="checkbox"/>	<input type="checkbox"/>	<input type="checkbox"/>	<input type="checkbox"/>	<input type="checkbox"/>		<input type="checkbox"/>	170.0#	3330	3685	3780	3893	3969	4119	4269	4481	4834	5209	5585	6336	271
	Aluminum Feet	MECH48R/AFT/FC	<input type="checkbox"/>	<input type="checkbox"/>	<input type="checkbox"/>	<input type="checkbox"/>	<input type="checkbox"/>	<input type="checkbox"/>	<input type="checkbox"/>	<input type="checkbox"/>	<input type="checkbox"/>	<input type="checkbox"/>		<input type="checkbox"/>	<input type="checkbox"/>	170.0#	3330	3685	3780	3893	3969	4119	4269	4481	4834	5209	5585	6336	271
MEC48 Extended Corner RIGHT with 48” High-Back - Contrast <ul style="list-style-type: none">1 = Base (Contrast 1) C.O.M. = 2 yd2 = Seat (Contrast 2) C.O.M. = .75 yd3 = Back (Contrast 3) C.O.M. = 5 ydGangers included to gang to other High-Back models.Ganging to backless units or High-Back back to side ganging (specify kit separately)Does not gang with 32” Low-Back unitsCannot be retrofitted to 60” modelPower cannot be specified on front of unit on closed-end side. Three available power locations.All base models have foot leveling capacityRemovable seat design, debris clean-out location, and painted wood base to protect against liquids. Overall Dimensions: <ul style="list-style-type: none">W=48” D=26” H=48” Seat Dimensions: <ul style="list-style-type: none">D=18.5” H=18”Price is based off of highest grade base or back fabric. Exclude seat fabric when selecting highest grade contrasting fabric.																													

A **B** **C** **D** **E** **F** **G** **H** **I** **J** **K** **L** **M** **N**

HOW TO ORDER

- Indicate the following information on order form:
- Quantity of each item.
 - Model number, including options. See “How To Build a Model Number”.
 - Any special service required.

Note: • The ☐ indicates that a choice is required.

• The absence of the ☐ indicates that no choice is required.

• Alpha-numeric characters in place of ☐ indicate that no other alternatives are available.

HOW TO BUILD A MODEL NUMBER

- A**Select basic model.
- B**Select non-contrast or fabric contrast 1. Refer to [ki.com/fabrics](#)
- C**Select fabric contrast 2. Refer to [ki.com/fabrics](#)
- D**Select fabric contrast 3. Refer to [ki.com/fabrics](#)
- E**Select power option.
- | | |
|-----------|--------------|
| NP | - No power |
| WP | - With power |
- F**Select power type.
- | | |
|------------|---|
| DCP | - Byrne Interlink®IQ System w/Mini-Tap® module QR jumper (Interlink®IQ Infeed to power Interlink®IQ Systems ordered seperately) |
| RPT | - Mini-Tap® power module w/3-prong plug; add \$307 |
- G**Select Mini-Tap® module w/3-prong plug location.

- | | |
|-------------|---------------------------|
| LFFP | - Left Front Facing Power |
| LRFP | - Left Rear Facing Power |
| RRFP | - Right Rear Facing Power |
- H**Select Byrne Interlink®IQ System type.
- | | |
|--------------|--|
| DCJ | - Byrne Interlink®IQ System jumper only; add \$121 |
| DSMOD | - Byrne Interlink®IQ System w/Mini-Tap® module |
- I**Select Byrne Interlink®IQ System w/Mini-Tap® module location(s).
- | | |
|-------------|-----------------------------|
| MOD1 | - One Module; add \$396 |
| MOD2 | - Two Modules; add \$791 |
| MOD3 | - Three Modules; add \$1187 |
- J**Select Byrne Interlink®IQ System w/Mini-Tap® module location(s).
- | | |
|---------------|--|
| LFFP | - Left Front Facing Power |
| LRFP | - Left Rear Facing Power |
| RRFP | - Right Rear Facing Power |
| LFLR | - Left Front, Left Rear Facing Power |
| LFRR | - Left Front, Right Rear Facing Power |
| LRRR | - Left Rear, Right Rear Facing Power |
| LFLRRR | - Left Front, Left Rear, Right Rear Facing |

- Power
- K**Select power module color.
- | | |
|------------|-----------------------|
| MPB | - Black power module |
| MPS | - Silver power module |
| MPW | - White power module |
- L**Select wood feet finish. Refer to the **Product Color Options** page in this price list.
- M**Select brushed aluminum feet finish. Refer to the **Product Color Options** page in this price list.
- N**Select moisture barrier.
- | | |
|------------|-----------------------|
| MB | - Moisture barrier |
| NMB | - No moisture barrier |
- See pricing column for moisture barrier upcharge.

INFORMATION

The removable seat design of MyPlace™ High-Back units allows for ease of installation and clean out, as well as inspection of electrical components. MyPlace™ High-Back offers power modules with a 3-prong plug (ETL Listed) or Byrne Interlink® IQ electrical system (an ETL Listed Furniture Power Distribution Unit, electrical system.) Because the system is ETL Listed, MyPlace™ Lounge has not been listed. All 48” high-back models can be used as free-standing units or can be ganged to other 48” high-back or 60” high-back models. Gangers are included for traditional lineal ganging with 48” high-back models, however, please note installing concealed gangers on 48” high-back models will permanently alter upholstery. Please see Installation Guide for further information related to ganging.

SPECIAL SERVICES

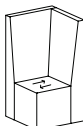
Special Carton Marking

With specially marked information N/C

Shipping
Ships **assembled, FOB High Point, NC 27263, freight prepaid.** Freight class 250.

Specifications and prices are subject to change without prior notice.



			MODEL NUMBER																					
			Basic Model	Non-Contrast or Fabric Contrast 1	Power Option	Wood Feet Finish	Alum-inum Feet Finish	Moisture Barrier																Moisture Barrier add to list price
MODEL			Features																					
<div>concealed glides shown</div> <div></div> <div>MCN48</div>	Corner LEFT with 48” High-Back - Non-contrast <ul style="list-style-type: none">Non-contrast C.O.M = 4.75 ydsGangers included to gang to other High-Back models.Ganging to backless units or High-Back back to side ganging (specify kit separately)Does not gang with 32” Low-Back unitsCannot be retrofitted to 60” modelNo Mini-Tap® power optionsByrne Interlink®IQ power only available as a pass-through jumperAll base models have foot leveling capacityRemovable seat design, debris clean-out location, and painted wood base to protect against liquids.Overall Dimensions: W=26” D=26” H=48”Seat Dimensions: D=18.5” H=18”		Concealed Glides	MCNH48L/CGL/NC	□□□□□	□□□			□□□	125.0#	\$ 2547	\$ 2762	\$ 2819	\$ 2887	\$ 2932	\$ 3023	\$ 3113	\$ 3242	\$ 3452	\$ 3679	\$ 3905	\$ 4357	\$ 243	
			Poly Feet	MCNH48L/PFT/NC	□□□□□	□□□			□□□	125.0#	2547	2762	2819	2887	2932	3023	3113	3242	3452	3679	3905	4357	243	
			Wood Feet	MCNH48L/WFT/NC	□□□□□	□□□		□□	□□□	125.0#	2670	2886	2942	3010	3055	3146	3236	3365	3575	3803	4028	4480	243	
			Aluminum Feet	MCNH48L/AFT/NC	□□□□□	□□□		□□	□□□	125.0#	2670	2886	2942	3010	3055	3146	3236	3365	3575	3803	4028	4480	243	

A B C D E F G H

Indicate the following information on order form:

1. Quantity of each item.
2. Model number, including options. See "How To Build a Model Number".
3. Any special service required.

- The absence of the ☐ indicates that no choice is required.
- Alpha-numeric characters in place of ☐ indicate that no other alternatives are available.

A Select basic model.

B Select non-contrast or fabric contrast 1.
Refer to ki.com/fabrics

E Select power option.

DCJ	- Byrne Interlink® IQ System jumper only; add \$121
NP	- No power

G Select brushed aluminum feet finish.
Refer to the **Product Color Options** page in this price list.

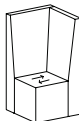
See pricing column for moisture barrier upcharge.

The removable seat design of MyPlace™ High-Back units allows for ease of installation and clean out, as well as inspection of electrical components. MyPlace™ High-Back offers power modules with a 3-prong plug (ETL Listed) or Byrne Interlink® IQ electrical system (an ETL Listed Furniture Power Distribution Unit, electrical system.) Because the system is ETL Listed, MyPlace™ Lounge has not been listed. All 48" high-back models can be used as free-standing units or can be ganged to other 48" high-back or 60" high-back models. Gangers are included for traditional lineal ganging with 48" high-back models, however, please note installing concealed gangers on 48" high-back models will permanently alter upholstery. Please see Installation Guide for further information related to ganging.

With specially marked information N/C

Specifications and prices are subject to change without prior notice.



			MODEL NUMBER																				
			Basic Model	Non-Contrast or Fabric Contrast 1	Power Option	Wood Feet Finish	Alum-inum Feet Finish	Moisture Barrier	Approx. Packaged Weight	Grade C.O.M.	Grade C	Grade D	Grade E & C.O.L.	Grade F	Grade G	Grade H	Grade I	Grade J	Grade K	Grade L Leather	Grade M Leather	Moisture Barrier add to list price	
<div>concealed glides shown</div> <div></div> <div>MCN48</div>	Corner RIGHT with 48" High-Back - Non-contrast <ul style="list-style-type: none">• Non-contrast C.O.M = 4.75 yds• Gangers included to gang to other High-Back models.• Ganging to backless units or High-Back back to side ganging (specify kit separately)• Does not gang with 32" Low-Back units• Cannot be retrofitted to 60" model• No Mini-Tap® power options• Byrne Interlink®IQ power only available as a pass-through jumper• All base models have foot leveling capacity• Removable seat design, debris clean-out location, and painted wood base to protect against liquids.• Overall Dimensions:<ul style="list-style-type: none">• W=26" D=26" H=48"• Seat Dimensions:<ul style="list-style-type: none">• D=18.5" H=18"	Concealed Glides	MCNH48R/CGL/NC	□□□	□□□			□□□	125.0#	\$ 2547	\$ 2762	\$ 2819	\$ 2887	\$ 2932	\$ 3023	\$ 3113	\$ 3242	\$ 3452	\$ 3679	\$ 3905	\$ 4357	\$ 243	
		Poly Feet	MCNH48R/PFT/NC	□□□	□□□			□□□	125.0#	2547	2762	2819	2887	2932	3023	3113	3242	3452	3679	3905	4357	243	
		Wood Feet	MCNH48R/WFT/NC	□□□	□□□	□□		□□□	125.0#	2670	2886	2942	3010	3055	3146	3236	3365	3575	3803	4028	4480	243	
		Aluminum Feet	MCNH48R/AFT/NC	□□□	□□□		□□	□□□	125.0#	2670	2886	2942	3010	3055	3146	3236	3365	3575	3803	4028	4480	243	
			A	B	C	D	E	F															

HOW TO ORDER

Indicate the following information on order form:

1. Quantity of each item.
2. Model number, including options. See “How To Build a Model Number”.
3. Any special service required.

Note:

- The □ indicates that a choice is required.
- The absence of the □ indicates that no choice is required.
- Alpha-numeric characters in place of □ indicate that no other alternatives are available.

HOW TO BUILD A MODEL NUMBER

- A**Select basic model.
- B**Select non-contrast or fabric contrast 1. Refer to ki.com/fabrics
- C**Select power option.
DCJ - Byrne Interlink®IQ System jumper only; add \$121
NP - No power
- D**Select wood feet finish. Refer to the **Product Color Options** page in this price list.
- E**Select brushed aluminum feet finish. Refer to the **Product Color Options** page in this price list.
- F**Select moisture barrier.
MB - Moisture barrier
NMB - No moisture barrier
See pricing column for moisture barrier upcharge.

INFORMATION

The removable seat design of MyPlace™ High-Back units allows for ease of installation and clean out, as well as inspection of electrical components. MyPlace™ High-Back offers power modules with a 3-prong plug (ETL Listed) or Byrne Interlink® IQ electrical system (an ETL Listed Furniture Power Distribution Unit, electrical system.) Because the system is ETL Listed, MyPlace™ Lounge has not been listed. All 48” high-back models can be used as free-standing units or can be ganged to other 48” high-back or 60” high-back models. Gangers are included for traditional lineal ganging with 48” high-back models, however, please note installing concealed gangers on 48” high-back models will permanently alter upholstery. Please see Installation Guide for further information related to ganging.

SPECIAL SERVICES

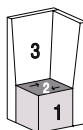

Special Carton Marking

With specially marked information N/C


Shipping
Ships **assembled, FOB High Point, NC 27263, freight prepaid.** Freight class 250.

Specifications and prices are subject to change without prior notice.



		MODEL NUMBER																					
		Basic Model	Non-Contrast or Fabric Contrast 1	Fabric Contrast 2	Fabric Contrast 3	Power Option	Wood Feet Finish	Alum-inum Feet Finish	Moisture Barrier	Approx. Packaged Weight	Grade C.O.M.	Grade C	Grade D	Grade E & C.O.L.	Grade F	Grade G	Grade H	Grade I	Grade J	Grade K	Grade L Leather	Grade M Leather	Moisture Barrier add to list price
<div>concealed glides shown</div> <div></div> <div></div>	Concealed Glides	MCNH48R/CGL/FC	<input type="checkbox"/> <input type="checkbox"/> <input type="checkbox"/> <input type="checkbox"/>	<input type="checkbox"/> <input type="checkbox"/> <input type="checkbox"/> <input type="checkbox"/>	<input type="checkbox"/> <input type="checkbox"/> <input type="checkbox"/> <input type="checkbox"/>	<input type="checkbox"/> <input type="checkbox"/> <input type="checkbox"/> <input type="checkbox"/>			<input type="checkbox"/> <input type="checkbox"/> <input type="checkbox"/> <input type="checkbox"/>	125.0#	\$ 2593	\$ 2869	\$ 4071	\$ 3029	\$ 3087	\$ 3205	\$ 3320	\$ 3486	\$ 3756	\$ 4047	\$ 4339	\$ 4921	\$ 243
	Poly Feet	MCNH48R/PFT/FC	<input type="checkbox"/> <input type="checkbox"/> <input type="checkbox"/> <input type="checkbox"/>	<input type="checkbox"/> <input type="checkbox"/> <input type="checkbox"/> <input type="checkbox"/>	<input type="checkbox"/> <input type="checkbox"/> <input type="checkbox"/> <input type="checkbox"/>	<input type="checkbox"/> <input type="checkbox"/> <input type="checkbox"/> <input type="checkbox"/>			<input type="checkbox"/> <input type="checkbox"/> <input type="checkbox"/> <input type="checkbox"/>	125.0#	2593	2869	4071	3029	3087	3205	3320	3486	3756	4047	4339	4921	243
	Wood Feet	MCNH48R/WFT/FC	<input type="checkbox"/> <input type="checkbox"/> <input type="checkbox"/> <input type="checkbox"/>	<input type="checkbox"/> <input type="checkbox"/> <input type="checkbox"/> <input type="checkbox"/>	<input type="checkbox"/> <input type="checkbox"/> <input type="checkbox"/> <input type="checkbox"/>	<input type="checkbox"/> <input type="checkbox"/> <input type="checkbox"/> <input type="checkbox"/>	<input type="checkbox"/> <input type="checkbox"/>		<input type="checkbox"/> <input type="checkbox"/> <input type="checkbox"/> <input type="checkbox"/>	125.0#	2719	2995	3067	3155	3213	3330	3445	3611	3881	4172	4464	5047	243
	Aluminum Feet	MCNH48R/AFT/FC	<input type="checkbox"/> <input type="checkbox"/> <input type="checkbox"/> <input type="checkbox"/>	<input type="checkbox"/> <input type="checkbox"/> <input type="checkbox"/> <input type="checkbox"/>	<input type="checkbox"/> <input type="checkbox"/> <input type="checkbox"/> <input type="checkbox"/>	<input type="checkbox"/> <input type="checkbox"/> <input type="checkbox"/> <input type="checkbox"/>		<input type="checkbox"/> <input type="checkbox"/>	<input type="checkbox"/> <input type="checkbox"/> <input type="checkbox"/> <input type="checkbox"/>	125.0#	2719	2995	3067	3155	3213	3330	3445	3611	3881	4172	4464	5047	243
MCN48																							
Corner RIGHT with 48” High-Back - Contrast																							

concealed glides shown



Booth, Two-Sided, 48" High-Back - Non-contrast

- Non-contrast C.O.M = 7.75 yds
- Gangers included to gang to other High-Back models.
- Ganging to backless units or High-Back back to side ganging (specify kit separately)
- Does not gang with 32" Low-Back units
- Cannot be retrofitted to 60" model
- All base models have foot leveling capacity
- Removable seat design, debris clean-out location, and painted wood base to protect against liquids.
- Overall Dimensions:
- W=48" D=52" H=48"

Seat Dimensions:

- D=19.375" H=18"

Indicate the following information on order form:

1. Quantity of each item.
2. Model number, including options. See "How To Build a Model Number".
3. Any special service required.

Note:

- The ☐ indicates that a choice is required.
- The absence of the ☐ indicates that no choice is required.
- Alpha-numeric characters in place of ☐ indicate that no other alternatives are available.

A Select basic model.

B Select non-contrast or fabric contrast 1.
Refer to ki.com/fabrics

C Select power option.

NP	- No power
WP	- With power

D Select power type.

DGP - Byrne Interlink®IQ System w/Mini-Tap® module OR jumper (Interlink®IQ Infeed to power Interlink®IQ Systems ordered separately)

RPT - Mini-Tap® power module w/3-prong plug; add \$307

E Select Mini-Tap® module w/3-prong plug location.

LRFP	- Left Front Facing Power
RRFP	- Left Rear Facing Power
RRFP	- Right Front Facing Power
RRFP	- Right Rear Facing Power

DCJ	- Byrne Interlink®IQ System jumper only; add \$121
DSMOD	- Byrne Interlink®IQ System w/Mini-Tap® module

MOD1	- One Module; add \$396
MOD2	- Two Modules; add \$791
MOD3	- Three Modules; add \$1187
MOD4	- Four Modules; add \$1582

LFFP	- Left Front Facing Power
LRFP	- Left Rear Facing Power
RFFP	- Right Front Facing Power
RRFP	- Right Rear Facing Power

- | | |
|-------------|--|
| LFLR | - Left Front, Left Rear Facing Power |
| LFRF | - Left Front, Right Front Facing Power |
| LFRR | - Left Front, Right Rear Facing Power |
| LRRF | - Left Rear, Right Front Facing Power |
| LRRR | - Left Rear, Right Rear Facing Power |
| RRRF | - Right Rear, Right Front Facing Power |

- LFLRRR** - Left Front, Left Rear, Right Rear Facing Power
LFRFLR - Left Front, Right Front, Left Rear Facing Power

- LFRFRR** - Left Front, Right Front, Right Rear Facing Power
RFLRRR - Right Front, Left Rear, Right Rear Facing Power

- | | |
|----------------------|---|
| LFRLRRR | - Left Front, Right Front, Left Rear, Right Rear Facing Power |
| Select module color. | |
| MPB | - Black power module |
| MPS | - Silver power module |
| MPW | - White power module |

- Select wood feet finish.
Refer to the **Product Color Options** page in this price list.

- Select brushed aluminum feet finish.
Refer to the **Product Color Options** page in this price list.

- Select moisture barrier.
- | | |
|------------|-----------------------|
| MB | - Moisture barrier |
| NMB | - No moisture barrier |
- See pricing column for moisture barrier upcharge.

The removable seat design of MyPlace™ High-Back units allows for ease of installation and clean out, as well as inspection of electrical components. MyPlace™ High-Back offers power modules with a 3-prong plug (ETL Listed) or Byrne Interlink® IQ electrical system (an ETL Listed Furniture Power Distribution Unit, electrical system.) Because the system is ETL Listed, MyPlace™ Lounge has not been listed.


All 48" high-back models can be used as free-standing units or can be ganged to other 48" high-back or 60" high-back models. Gangers are included for traditional lineal ganging with 48" high-back models, however, please note installing concealed gangers on 48" high-back models will permanently alter upholstery. Please see Installation Guide for further information related to ganging.

With specially marked information N/C

Ships **partially assembled, FOB High Point, NC 27263, freight prepaid.** Freight class 250.

Specifications and prices are subject to change without prior notice.

concealed glides shown



The diagram shows a three-part block with numbers 1, 2, and 3. To the right, three circular icons show different glide positions: the top icon shows a glide at the top, the middle icon shows a glide in the middle, and the bottom icon shows a glide at the bottom.

Booth, Two-Sided, 48" High-Back Contrast

- 1 = Base (Contrast 1) C.O.M. = 3.5 yd
- 2 = Seat (Contrast 2) C.O.M. = 1.5 yd
- 3 = Back (Contrast 3) C.O.M. = 3.5 yd
- Gangers included to gang to other High-Back models.
- Ganging to backless units or High-Back back to side ganging (specify kit separately)
- Does not gang with 32" Low-Back units
- Cannot be retrofitted to 60" model
- All base models have foot leveling capacity
- Removable seat design, debris clean-out location, and painted wood base to protect against liquids.
- Overall Dimensions:
 - W=48" D=52" H=48"
- Seat Dimensions:
 - D=19.375" H=18"
- Price is based off of highest grade base or back fabric. Exclude seat fabric when selecting highest grade contrasting fabric.

Indicate the following information on order form:

1. Quantity of each item.
2. Model number, including options. See "How To Build a Model Number".
3. Any special service required.

Note:

- The ☐ indicates that a choice is required.
- The absence of the ☐ indicates that no choice is required.
- Alpha-numeric characters in place of ☐ indicate that no other alternatives are available.

A Select basic model.

B Select non-contrast or fabric contrast 1.
Refer to ki.com/fabrics

C Select fabric contrast 2.
Refer to ki.com/fabrics

D Select fabric contrast 3.
Refer to [**ki.com/fabrics**](http://ki.com/fabrics)

E Select power option.

NP	- No power
WP	- With power

F Select power type.
DCP - Byrne Interlink® IQ System w/Mini-Tap® module OR jumper (Interlink® IQ Infeed to power Interlink® IQ Systems ordered seperately)
RPT - Mini-Tap® power module w/3-prong plug; add \$307

G Select Mini-Tap® module w/3-prong plug location.
LFP - Left Front Facing Power

LRFP	- Left Rear Facing Power
RFFP	- Right Front Facing Power
RRFP	- Right Rear Facing Power

H Select Byrne Interlink®IQ System type.

DCJ	- Byrne Interlink®IQ System jumper only; add \$121
DSMOD	- Byrne Interlink®IQ System w/Mini-Tap® module

1 Select Byrne Interlink®IQ System w/Mini-Tap® module quantity.

MOD1	- One Module; add \$396
MOD2	- Two Modules; add \$791
MOD3	- Three Modules; add \$1187
MOD4	- Four Modules; add \$1582

1	Select Byrne Interlink® IQ System w/Mini-Tap® module location(s).
LFFP	- Left Front Facing Power
LRFP	- Left Rear Facing Power
RFFP	- Right Front Facing Power
RRFP	- Right Rear Facing Power
LFLR	- Left Front, Left Rear Facing Power
LFRR	- Left Front, Right Rear Facing Power
LRFR	- Left Rear, Right Front Facing Power
RRFR	- Right Front, Right Rear Facing Power

LRRF - Left Rear, Right Front Facing Power
LRFR - Left Rear, Right Rear Facing Power
RRFR - Right Rear, Right Front Facing Power
LFLRRR - Left Front, Left Rear, Right Rear Facing Power
FRFLRR - Left Front, Right Front, Left Rear Facing Power
FLFRFR - Left Front, Right Front, Right Rear Facing Power
RFLRRR - Right Front, Left Rear, Right Rear Facing Power
FRFLRRR - Left Front, Right Front, Left Rear, Right Rear Facing Power

K Select module color.

MPB	- Black power module
MPS	- Silver power module
MPW	- White power module

L Select wood feet finish.
Refer to the **Product Color Options** page in this price list.

M Select brushed aluminum feet finish.
Refer to the **Product Color Options** page in this price list.

N Select moisture barrier.

MB	- Moisture barrier
NMB	- No moisture barrier

See pricing column for moisture barrier upcharge.

The removable seat design of MyPlace™ High-Back units allows for ease of installation and clean out, as well as inspection of electrical components. MyPlace™ High-Back offers power modules with a 3-prong plug (ETL Listed) or Byrne Interlink® IQ electrical system (an ETL Listed Furniture Power Distribution Unit, electrical system.) Because the system is ETL Listed, MyPlace™ Lounge has not been listed. All 48" high-back models can be used as free-standing units or can be ganged to other 48" high-back or 60" high-back models. Gangers are included for traditional lineal ganging with 48" high-back models, however, please note installing concealed gangers on 48" high-back models will permanently alter upholstery. Please see Installation Guide for further information related to ganging.

Special Carton Marking

With specially marked information N/C

Shipping

Ships **partially assembled, FOB High Point, NC 27263, freight prepaid.** Freight class 250.

Specifications and prices are subject to change without prior notice.

MC144

Inside Back, 45° Curve, 48" High-Back - Non-contrast

- Non-contrast C.O.M = 4.75 yds
- Gangers included to gang to other High-Back models.
- Ganging to backless units or High-Back back to side ganging (specify kit separately)
- Does not gang with 32" Low-Back units
- Cannot be retrofitted to 60" model
- All base models have foot leveling capacity
- Removable seat design, debris clean-out location, and painted wood base to protect against liquids.
- Overall Dimensions:
• W=41.5" D=26" H=48"

Seat Dimensions:

- D=18.5" H=18"

Indicate the following information on order form:

1. Quantity of each item.
2. Model number, including options. See "How To Build a Model Number".
3. Any special service required.

Note:

- The ☐ indicates that a choice is required.
- The absence of the ☐ indicates that no choice is required.
- Alpha-numeric characters in place of ☐ indicate that no other alternatives are available.

A Select basic model.

B Select non-contrast or fabric contrast 1.
Refer to ki.com/fabrics

C Select power option.

NP	- No power
WP	- With power

D Select power type.

DCP	- Byrne Interlink® IQ System w/Mini-Tap® module OR jumper (Interlink® IQ Infeed to power Interlink® IQ Systems ordered separately)
RPT	- Mini-Tap® power module w/3-prong plug; add \$307

E Select Mini-Tap® module w/3-prong plug location.

LFPP	- Left Front Facing Power
LRFP	- Left Rear Facing Power
RFPP	- Right Front Facing Power
RRFP	- Right Rear Facing Power

F Select Byrne Interlink® IQ System type.

DCJ	- Byrne Interlink®IQ System jumper only; add \$121
DSMOD	- Byrne Interlink®IQ System w/Mini-Tap® module

MOD1 - One Module; add \$396
MOD2 - Two Modules; add \$791
MOD3 - Three Modules; add \$1187
MOD4 - Four Modules; add \$1582

H	Select Byrne Interlink®IQ System w/Mini-Tap® module location(s).
LFFP	- Left Front Facing Power
LRFP	- Left Rear Facing Power
RFFP	- Right Front Facing Power
RRFP	- Right Rear Facing Power
LFLR	- Left Front, Left Rear Facing Power
LRFR	- Left Front, Right Front Facing Power
LFRR	- Left Front, Right Rear Facing Power
LRFR	- Left Rear, Right Front Facing Power
LRRR	- Left Rear, Right Rear Facing Power
RRFR	- Right Rear, Right Front Facing Power
LFLRRR	- Left Front, Left Rear, Right Rear Facing Power
LRFLRL	- Left Front, Right Front, Left Rear Facing Power
LRFRFR	- Left Front, Right Front, Right Rear Facing Power
RFLRRR	- Right Front, Left Rear, Right Rear Facing Power
LRFLRRR	- Left Front, Right Front, Left Rear, Right Rear

1 Select power module color.

MPB	- Black power module
MPS	- Silver power module
MPW	- White power module

J Select wood feet finish.
Refer to the **Product Color Options** page in this price list.

K Select brushed aluminum feet finish.
Refer to the **Product Color Options** page in this price list.

L Select moisture barrier.

MB	- Moisture barrier
NMB	- No moisture barrier

See pricing column for moisture barrier upcharge.

The removable seat design of MyPlace™ High-Back units allows for ease of installation and clean out, as well as inspection of electrical components. MyPlace™ High-Back offers power modules with a 3-prong plug (ETL Listed) or Byrne Interlink® IQ electrical system (an ETL Listed Furniture Power Distribution Unit, electrical system.) Because the system is ETL Listed, MyPlace™ Lounge has not been listed.

All 48" high-back models can be used as free-standing units or can be ganged to other 48" high-back or 60" high-back models. Gangers are included for traditional lineal ganging with 48" high-back models, however, please note installing concealed gangers on 48" high-back models will permanently alter upholstery. Please see Installation Guide for further information related to ganging.

With specially marked information N/C

Shipping
Ships assembled, FOB High Point, NC 27263,
freight prepaid. Freight class 250.

Specifications and prices are subject to change without prior notice.

MC144

Inside Back, 45° Curve, 48" High-Back - Contrast

- 1 = Base (Contrast 1) C.O.M. = 1.25 yd
- 2 = Seat (Contrast 2) C.O.M. = .75 yd
- 3 = Back (Contrast 3) C.O.M. = 3.25 yd
- Gangers included to gang to other High-Back models.
- Ganging to backless units or High-Back back to side ganging (specify kit separately)
- Does not gang with 32" Low-Back units
- Cannot be retrofitted to 60" model
- All base models have foot leveling capacity
- Removable seat design, debris clean-out location, and painted wood base to protect against liquids.
- Overall Dimensions:
 - W=41.5" D=26" H=48"

Seat Dimensions:

- D=18.5" H=18"
- Price is based off of highest grade base or back fabric. Exclude seat fabric when selecting highest grade contrasting fabric.

Indicate the following information on order form:

1. Quantity of each item.
2. Model number, including options. See "How To Build a Model Number".
3. Any special service required.

Note:

- The ☐ indicates that a choice is required.
- The absence of the ☐ indicates that no choice is required.
- Alpha-numeric characters in place of ☐ indicate that no other alternatives are available.

A Select basic model.

B Select non-contrast or fabric contrast 1.
Refer to ki.com/fabrics

C Select fabric contrast 2.
Refer to ki.com/fabrics

D Select fabric contrast 3.
Refer to [**ki.com/fabrics**](http://ki.com/fabrics)

E Select power option.

NP	- No power
WP	- With power

F Select power type.
DCP - Byrne Interlink®IQ System w/Mini-Tap® module OR jumper (Interlink®IQ Infeed to power Interlink®IQ Systems ordered separately)
RPT - Mini-Tap® power module w/3-prong plug; add \$307

G Select Mini-Tap® module w/3-prong plug location.
LFFP - Left Front Facing Power

LRFP	- Left Rear Facing Power
RFFP	- Right Front Facing Power
RRFP	- Right Rear Facing Power

H Select Byrne Interlink®IQ System type.

DCJ	- Byrne Interlink®IQ System jumper only; add \$121
DSMOD	- Byrne Interlink®IQ System w/Mini-Tap® module

① Select Byrne Interlink®IQ System w/Mini-Tap® module quantity.

MOD1	- One Module; add \$396
MOD2	- Two Modules; add \$791
MOD3	- Three Modules; add \$1187
MOD4	- Four Modules; add \$1582

J Select Byrne Interlink® IQ System w/Mini-Tap® module location(s).

LFPP	- Left Front Facing Power
LRFP	- Left Rear Facing Power
RFPP	- Right Front Facing Power
RRFP	- Right Rear Facing Power
LFRL	- Left Front, Left Rear Facing Power
LRFR	- Left Front, Right Front Facing Power
LFRR	- Left Front, Right Rear Facing Power
LRRF	- Left Rear, Right Front Facing Power
LRRL	- Left Rear, Right Rear Facing Power
RRFL	- Right Front, Left Front Facing Power
RRFR	- Right Front, Right Front Facing Power
RRFL	- Right Front, Right Rear Facing Power
RRRL	- Right Rear, Right Front Facing Power

FLFRRL	- Left Front, Left Rear, Right Rear Facing Power
FLRRLR	- Left Front, Right Front, Left Rear Facing Power
LFRRFR	- Left Front, Right Front, Right Rear Facing Power
RFLRRR	- Right Front, Left Rear, Right Rear Facing Power
LFRLRR	- Left Front, Right Front, Left Rear, Right Rear Facing Power

K Select power module color.

MPB	- Black power module
MPS	- Silver power module
MPW	- White power module

L Select wood feet finish.
Refer to the **Product Color Options** page in this price list.

M Select brushed aluminum feet finish.
Refer to the **Product Color Options** page in this price list.

N Select moisture barrier.

MB	- Moisture barrier
NMB	- No moisture barrier

See pricing column for moisture barrier upcharge.

The removable seat design of MyPlace™ High-Back units allows for ease of installation and clean out, as well as inspection of electrical components. MyPlace™ High-Back offers power modules with a 3-prong plug (ETL Listed) or Byrne Interlink® IQ electrical system (an ETL Listed Furniture Power Distribution Unit, electrical system.) Because the system is ETL Listed, MyPlace™ Lounge has not been listed.

All 48" high-back models can be used as free-standing units or can be ganged to other 48" high-back or 60" high-back models. Gangers are included for traditional lineal ganging with 48" high-back models, however, please note installing concealed gangers on 48" high-back models will permanently alter upholstery. Please see Installation Guide for further information related to ganging.

With specially marked information N/C

**Ships assembled, FOB High Point, NC 27263,
freight prepaid. Freight class 250.**

Specifications and prices are subject to change without prior notice.

- Non-contrast C.O.M = 4 yds
- Gangers included to gang to other High-Back models.
- Ganging to backless units or High-Back back to side ganging (specify kit separately)
- Does not gang with 32" Low-Back units
- Cannot be retrofitted to 60" model
- All base models have foot leveling capacity
- Removable seat design, debris clean-out location, and painted wood base to protect against liquids.
- Overall Dimensions:
 - W=41.5" D=26" H=48"

Seat Dimensions:

- D=18.5" H=18"

Indicate the following information on order form:

1. Quantity of each item.
2. Model number, including options. See "How To Build a Model Number".
3. Any special service required.

Note:

- The ☐ indicates that a choice is required.
- The absence of the ☐ indicates that no choice is required.
- Alpha-numeric characters in place of ☐ indicate that no other alternatives are available.

A Select basic model.

B Select non-contrast or fabric contrast 1.
Refer to ki.com/fabrics

C Select power option.

NP	- No power
WP	- With power

D Select power type.

DCP	- Byrne Interlink®IQ System w/Mini-Tap® module OR jumper (Interlink®IQ Infeed to power Interlink®IQ Systems ordered seperately)
RPT	- Mini-Tap® power module w/3-prong plug; add \$307

E	Select Mini-Tap® module w/3-prong plug location.
LFFP	- Left Front Facing Power
LRFP	- Left Rear Facing Power
RFFP	- Right Front Facing Power
RRFP	- Right Rear Facing Power

F Select Byrne Interlink® IQ System type.

DCJ	- Byrne Interlink®IQ System jumper only; add \$121
DSMOD	- Byrne Interlink®IQ System w/Mini-Tap® modul

G Select Byrne Interlink® IQ System w/Mini-Tap® module quantity.

MOD1	- One Module; add \$396
MOD2	- Two Modules; add \$791
MOD3	- Three Modules; add \$1187
MOD4	- Four Modules; add \$1582

H Select Byrne Interlink® IQ System w/Mini-Tap® module location(s).

LFFP	- Left Front Facing Power
LRFP	- Left Rear Facing Power
RFFP	- Right Front Facing Power
RRFP	- Right Rear Facing Power
LFLR	- Left Front, Left Rear Facing Power
LRFR	- Left Front, Right Front Facing Power
LFRR	- Left Front, Right Rear Facing Power
LRFR	- Left Rear, Left Front Facing Power
LRFR	- Left Rear, Right Rear Facing Power
RRFR	- Right Rear, Right Front Facing Power
LFLRRR	- Left Front, Left Rear, Right Rear Facing Power
FLFRRL	- Left Front, Right Front, Left Rear Facing Power

LFRRR - Left Front, Right Front, Right Rear Facing Power

RFLRR - Right Front, Left Rear, Right Rear Facing Power

LFRLRR - Left Front, Right Front, Left Rear, Right Rear Facing Power

1 Select power module color.

MPB	- Black power module
MPS	- Silver power module
MPW	- White power module

J Select wood feet finish.
Refer to the **Product Color Options** page in this price list.

K Select brushed aluminum feet finish.
Refer to the **Product Color Options** page in this price list.

L Select moisture barrier.

MB	- Moisture barrier
NMB	- No moisture barrier

See pricing column for moisture barrier upcharge.

The removable seat design of MyPlace™ High-Back units allows for ease of installation and clean out, as well as inspection of electrical components. MyPlace™ High-Back offers power modules with a 3-prong plug (ETL Listed) or Byrne Interlink® IQ electrical system (an ETL Listed Furniture Power Distribution Unit, electrical system.) Because the system is ETL Listed, MyPlace™ Lounge has not been listed.

All 48" high-back models can be used as free-standing units or can be ganged to other 48" high-back or 60" high-back models. Gangers are included for traditional lineal ganging with 48" high-back models, however, please note installing concealed gangers on 48" high-back models will permanently alter upholstery. Please see Installation Guide for further information related to ganging.

Special Carton Marking

With specially marked information N/C

Shipping

**Ships assembled, FOB High Point, NC 27263,
freight prepaid. Freight class 250.**

Specifications and prices are subject to change without prior notice.

[illegible]

Indicate the following information on order form:

1. Quantity of each item.
2. Model number, including options. See "How To Build a Model Number".
3. Any special service required.

Note:

- The ☐ indicates that a choice is required.
- The absence of the ☐ indicates that no choice is required.
- Alpha-numeric characters in place of ☐ indicate that no other alternatives are available.

A Select basic model.

B Select non-contrast or fabric contrast 1.
Refer to ki.com/fabrics

C Select fabric contrast 2.
Refer to ki.com/fabrics

D Select fabric contrast 3.
Refer to ki.com/fabrics

E	Select power option.
NP	- No power
WP	- With power
F	Select power type.
DCP	- Byrne Interlink®/IQ System w/Mini-Tap® module OR jumper (Interlink®/IQ Infeed to power Interlink®/IQ Systems ordered seperately)
RPT	- Mini-Tap® power module w/3-prong plug; add \$307

G Select Mini-Tap® module w/3-prong plug location.
LFFP - Left Front Facing Power

LRFP	- Left Rear Facing Power
RFFP	- Right Front Facing Power
RRFP	- Right Rear Facing Power

H Select Byrne Interlink®IQ System type.

DCJ	- Byrne Interlink®IQ System jumper only; add
12M	
DSMOD	- Byrne Interlink®IQ System w/Mini-Tap® mo
	ule

I Select Byrne Interlink®IQ System w/Mini-Tap® module quantity.

MOD1	- One Module; add \$396
MOD2	- Two Modules; add \$791
MOD3	- Three Modules; add \$1187
MOD4	- Four Modules; add \$1582

J Select Byrne Interlink® IQ System w/Mini-Tap® module location(s).

LFPP	- Left Front Facing Power
LRFP	- Left Rear Facing Power
RFPP	- Right Front Facing Power
RRFP	- Right Rear Facing Power
LFRL	- Left Front, Left Rear Facing Power
LRFR	- Left Front, Right Rear Facing Power
LRRL	- Left Front, Right Rear Facing Power

LRRF	- Left Rear, Right Front Facing Power
LRRL	- Left Rear, Right Rear Facing Power
RRRF	- Right Rear, Right Front Facing Power
LFLRRR	- Left Front, Left Rear, Right Rear Facing Power
LRFLRR	- Left Front, Right Front, Left Rear Facing Power
FLFLRR	- Left Front, Right Front, Right Rear Facing Power
RFLRRR	- Right Front, Left Rear, Right Rear Facing Power
LRFLRRR	- Left Front, Right Front, Left Rear, Right Rear Facing Power

K Select power module color.

MPB	- Black power module
MPS	- Silver power module
MPW	- White power module

L Select wood feet finish.
Refer to the **Product Color Options** page in this price list.

M Select brushed aluminum feet finish.
Refer to the **Product Color Options** page in this price list.

N Select moisture barrier.

MB	- Moisture barrier
NMB	- No moisture barrier

See pricing column for moisture barrier upcharge.

The removable seat design of MyPlace™ High-Back units allows for ease of installation and clean out, as well as inspection of electrical components. MyPlace™ High-Back offers power modules with a 3-prong plug (ETL Listed) or Byrne Interlink® IQ electrical system (an ETL Listed Furniture Power Distribution Unit, electrical system.) Because the system is ETL Listed, MyPlace™ Lounge has not been listed.

All 48" high-back models can be used as free-standing units or can be ganged to other 48" high-back or 60" high-back models. Gangers are included for traditional lineal ganging with 48" high-back models, however, please note installing concealed gangers on 48" high-back models will permanently alter upholstery. Please see Installation Guide for further information related to ganging.

Special Carton Marking

With specially marked information N/C

Shipping

Ships **assembled, FOB High Point, NC 27263, freight prepaid.** Freight class 250.

Specifications and prices are subject to change without prior notice.



	Features	MODEL NUMBER																									
		Basic Model	Non-Cont or Fabric Cont 1	Pwr Opt	Pwr Type	MT Pwr Loc	IQ Pwr Type	IQ Mod Qty	IQ Pwr Loc	Pwr Color	Wd Feet Fin	Alum Feet Fin	Moist Barr	Approx. Packaged Weight	Grade C.O.M.	Grade C	Grade D	Grade E & C.O.L.	Grade F	Grade G	Grade H	Grade I	Grade J	Grade K	Grade L Leather	Grade M Leather	Moisture Barrier add to list price
concealed glides shown	Concealed Glide	MCIH64/CGL/NC	<input type="checkbox"/>	<input type="checkbox"/>	<input type="checkbox"/>	<input type="checkbox"/>	<input type="checkbox"/>	<input type="checkbox"/>	<input type="checkbox"/>	<input type="checkbox"/>			<input type="checkbox"/>	160.0#	\$ 2935	\$ 3208	\$ 3278	\$ 3365	\$ 3422	\$ 3536	\$ 3650	\$ 3812	\$ 4080	\$ 4366	\$ 4650	\$ 5223	\$ 263
	Poly Feet	MCIH64/PFT/NC	<input type="checkbox"/>	<input type="checkbox"/>	<input type="checkbox"/>	<input type="checkbox"/>	<input type="checkbox"/>	<input type="checkbox"/>	<input type="checkbox"/>	<input type="checkbox"/>			<input type="checkbox"/>	160.0#	2935	3208	3278	3365	3422	3536	3650	3812	4080	4366	4650	5223	263
	Wood Feet	MCIH64/WFT/NC	<input type="checkbox"/>	<input type="checkbox"/>	<input type="checkbox"/>	<input type="checkbox"/>	<input type="checkbox"/>	<input type="checkbox"/>	<input type="checkbox"/>	<input type="checkbox"/>	<input type="checkbox"/>		<input type="checkbox"/>	160.0#	3058	3331	3402	3489	3545	3659	3773	3935	4204	4489	4773	5346	263
	Aluminum Feet	MCIH64/AFT/NC	<input type="checkbox"/>	<input type="checkbox"/>	<input type="checkbox"/>	<input type="checkbox"/>	<input type="checkbox"/>	<input type="checkbox"/>	<input type="checkbox"/>	<input type="checkbox"/>		<input type="checkbox"/>	<input type="checkbox"/>	160.0#	3058	3331	3402	3489	3545	3659	3773	3935	4204	4489	4773	5346	263
MCI64 Inside Back, 60° Curve, 48” High-Back - Non-contrast <ul style="list-style-type: none">• Non-contrast C.O.M = 6 yds• Gangers included to gang to other High-Back models.• Ganging to backless units or High-Back back to side ganging (specify kit separately)• Does not gang with 32” Low-Back units• Cannot be retrofitted to 60” model• All base models have foot leveling capacity• Removable seat design, debris clean-out location, and painted wood base to protect against liquids.• Overall Dimensions:<ul style="list-style-type: none">• W=54” D=26” H=48”• Seat Dimensions:<ul style="list-style-type: none">• D=18.5” H=18”																											

HOW TO ORDER

- Indicate the following information on order form:
1. Quantity of each item.
 2. Model number, including options. See “How To Build a Model Number”.
 3. Any special service required.

Note:

- The ☐ indicates that a choice is required.
- The absence of the ☐ indicates that no choice is required.
- Alpha-numeric characters in place of ☐ indicate that no other alternatives are available.

HOW TO BUILD A MODEL NUMBER

- A**Select basic model.
- B**Select non-contrast or fabric contrast 1. Refer to [ki.com/fabrics](#)
- C**Select power option.
NP - No power
WP - With power
- D**Select power type.
DCP - Byrne Interlink®IQ System w/Mini-Tap® module OR jumper (Interlink®IQ Infeed to power Interlink®IQ Systems ordered seperately)
RPT - Mini-Tap® power module w/3-prong plug; add \$307
- E**Select Mini-Tap® module w/3-prong plug location.
LFPP - Left Front Facing Power
LRFP - Left Rear Facing Power
RFFP - Right Front Facing Power
RRFP - Right Rear Facing Power
- F**Select Byrne Interlink®IQ System type.

- DCJ** - Byrne Interlink®IQ System jumper only; add \$179
DSMOD - Byrne Interlink®IQ System w/Mini-Tap® module
- G**Select Byrne Interlink®IQ System w/Mini-Tap® module quantity.
MOD4 - Four Modules; add \$1671
MOD1 - One Module; add \$485
MOD3 - Three Modules; add \$1275
MOD2 - Two Modules; add \$881
- H**Select Byrne Interlink®IQ System w/Mini-Tap® module location(s).
LFLR - Left Front, Left Rear Facing Power
LFRF - Left Front, Right Front Facing Power
LFRR - Left Front, Right Rear Facing Power
LRRF - Left Rear, Right Front Facing Power
LRRR - Left Rear, Right Rear Facing Power
RRRF - Right Rear, Right Front Facing Power
LFRFLRRR - Left Front, Right Front, Left Rear, Right Rear Facing Power
LFLRRR - Left Front, Left Rear, Right Rear Facing Power
LFRFLR - Left Front, Right Front, Left Rear Facing Power
LFRFRR - Left Front, Right Front, Right Rear Facing Power

- RFLRRR** - Right Front, Left Rear, Right Rear Facing Power
LFPP - Left Front Facing Power
LRFP - Left Rear Facing Power
RFFP - Right Front Facing Power
RRFP - Right Rear Facing Power
- I**Select power module color.
MPB - Black power module
MPS - Silver power module
MPW - White power module
- J**Select wood feet finish. Refer to the **Product Color Options** page in this price list.
- K**Select brushed aluminum feet finish. Refer to the **Product Color Options** page in this price list.
- L**Select moisture barrier.
MB - Moisture barrier
NMB - No moisture barrier
See pricing column for moisture barrier upcharge.

INFORMATION

The removable seat design of MyPlace™ High-Back units allows for ease of installation and clean out, as well as inspection of electrical components. MyPlace™ High-Back offers power modules with a 3-prong plug (ETL Listed) or Byrne Interlink® IQ electrical system (an ETL Listed Furniture Power Distribution Unit, electrical system.) Because the system is ETL Listed, MyPlace™ Lounge has not been listed. All 48” high-back models can be used as free-standing units or can be ganged to other 48” high-back or 60” high-back models. Gangers are included for traditional lineal ganging with 48” high-back models, however, please note installing concealed gangers on 48” high-back models will permanently alter upholstery. Please see Installation Guide for further information related to ganging.

SPECIAL SERVICES

Special Carton Marking

With specially marked information N/C

Shipping
Ships **assembled, FOB High Point, NC 27263, freight prepaid**. Freight class 250.

Specifications and prices are subject to change without prior notice.

		MODEL NUMBER																															
		Basic Model	Non-Cont or Fabric Cont 1	Fab Con 2	Fab Con 3	Pwr Opt	Pwr Type	MT Pwr Loc	IQ Pwr Type	IQ Mod Qty	IQ Pwr Loc	Pwr Color	Wd Feet Fin	Alum Feet Fin	Moist Barr																		
Features																	Approx. Packaged Weight	Grade C.O.M.	Grade C	Grade D	Grade E & C.O.L.	Grade F	Grade G	Grade H	Grade I	Grade J	Grade K	Grade L Leather	Grade M Leather	Moisture Barrier add to list price			
<div>concealed glides shown</div> <div></div>	Concealed Glide	MCIH64/CGL/FC	<input type="checkbox"/>	<input type="checkbox"/>	<input type="checkbox"/>	<input type="checkbox"/>	<input type="checkbox"/>	<input type="checkbox"/>	<input type="checkbox"/>	<input type="checkbox"/>	<input type="checkbox"/>	<input type="checkbox"/>			<input type="checkbox"/>	160.0#	\$ 2988	\$ 3369	\$ 3469	\$ 3589	\$ 3668	\$ 3830	\$ 3988	\$ 4216	\$ 4613	\$ 4989	\$ 5388	\$ 6190	\$ 263				
	Poly Feet	MCIH64/PFT/FC	<input type="checkbox"/>	<input type="checkbox"/>	<input type="checkbox"/>	<input type="checkbox"/>	<input type="checkbox"/>	<input type="checkbox"/>	<input type="checkbox"/>	<input type="checkbox"/>	<input type="checkbox"/>	<input type="checkbox"/>			<input type="checkbox"/>	160.0#	2988	3369	3469	3589	3668	3830	3988	4216	4613	4989	5388	6190	263				
	Wood Feet	MCIH64/WFT/FC	<input type="checkbox"/>	<input type="checkbox"/>	<input type="checkbox"/>	<input type="checkbox"/>	<input type="checkbox"/>	<input type="checkbox"/>	<input type="checkbox"/>	<input type="checkbox"/>	<input type="checkbox"/>	<input type="checkbox"/>	<input type="checkbox"/>		<input type="checkbox"/>	<input type="checkbox"/>	160.0#	3114	3495	3595	3715	3794	3955	4114	4341	4715	5115	5514	6316	263			
	Aluminum Feet	MCIH64/AFT/FC	<input type="checkbox"/>	<input type="checkbox"/>	<input type="checkbox"/>	<input type="checkbox"/>	<input type="checkbox"/>	<input type="checkbox"/>	<input type="checkbox"/>	<input type="checkbox"/>	<input type="checkbox"/>	<input type="checkbox"/>		<input type="checkbox"/>	<input type="checkbox"/>	<input type="checkbox"/>	160.0#	3114	3495	3595	3715	3794	3955	4114	4341	4715	5115	5514	6316	263			

Indicate the following information on order form:

1. Quantity of each item.
2. Model number, including options. See "How To Build a Model Number".
3. Any special service required.

- The absence of the ☐ indicates that no choice is required.
- Alpha-numeric characters in place of ☐ indicate that no other alternatives are available.

A Select basic model.

B Select non-contrast or fabric contrast 1.
Refer to [**ki.com/fabrics**](http://ki.com/fabrics)

D Select fabric contrast 3.
Refer to [**ki.com/fabrics**](http://ki.com/fabrics)

G Select Mini-Tap® module w/3-prong plug location.
LFPP - Left Front Facing Power

H Select Byrne Interlink®IQ System type.

DCJ	- Byrne Interlink®IQ System jumper only; add \$121
DSMOD	- Byrne Interlink®IQ System w/Mini-Tap® module

① Select Byrne Interlink® IQ System w/Mini-Tap® module location(s).

LFPP	- Left Front Facing Power
LRFP	- Left Rear Facing Power
RFFP	- Right Front Facing Power
RRFP	- Right Rear Facing Power
LFRL	- Left Front, Left Rear Facing Power
LRFR	- Left Front, Right Front Facing Power
LRFR	- Left Front, Right Rear Facing Power

K Select power module color.

MPB	- Black power module
MPS	- Silver power module
MPW	- White power module

M Select brushed aluminum feet finish.
Refer to the **Product Color Options** page in this price list.

N Select moisture barrier.

MB	- Moisture barrier
NMB	- No moisture barrier

See pricing column for moisture barrier upcharge.

The removable seat design of MyPlace™ High-Back units allows for ease of installation and clean out, as well as inspection of electrical components. MyPlace™ High-Back offers power modules with a 3-prong plug (ETL Listed) or Byrne Interlink® IQ electrical system (an ETL Listed Furniture Power Distribution Unit, electrical system.) Because the system is ETL Listed, MyPlace™ Lounge has not been listed. All 48" high-back models can be used as free-standing units or can be ganged to other 48" high-back or 60" high-back models. Gangers are included for traditional lineal ganging with 48" high-back models, however, please note installing concealed gangers on 48" high-back models will permanently alter upholstery. Please see Installation Guide for further information related to ganging.

With specially marked information N/C

Shipping
Ships assembled, FOB High Point, NC 27263,
freight prepaid. Freight class 250.

Specifications and prices are subject to change without prior notice.

- Non-contrast C.O.M = 5 yds
- Gangers included to gang to other High-Back models.
- Ganging to backless units or High-Back back to side ganging (specify kit separately)
- Does not gang with 32" Low-Back units
- Cannot be retrofitted to 60" model
- All base models have foot leveling capacity
- Removable seat design, debris clean-out location, and painted wood base to protect against liquids.
- Overall Dimensions:
- W=54" D=26" H=48"

Seat Dimensions:

- D=18.5" H=18"

Indicate the following information on order form:

1. Quantity of each item.
2. Model number, including options. See "How To Build a Model Number".
3. Any special service required.

- The absence of the ☐ indicates that no choice is required.

- Alpha-numeric characters in place of □ indicate that no other alternatives are available.

A Select basic model.

B Select non-contrast or fabric contrast 1.
Refer to [**ki.com/fabrics**](http://ki.com/fabrics)

- C** Select power option.
- | | |
|-----------|--------------|
| NP | - No power |
| WP | - With power |

- D** Select power type.
- | | |
|------------|--|
| DCP | - Byrne Interlink® IQ System w/Mini-Tap® module OR jumper (Interlink® IQ Infeed to power Interlink® IQ Systems ordered seperately) |
| RPT | - Mini-Tap® power module w/3-prong plug; add \$307 |

- E** Select Mini-Tap® module w/3-prong plug location.
- | | |
|-------------|----------------------------|
| LFPP | - Left Front Facing Power |
| LRFP | - Left Rear Facing Power |
| RFPP | - Right Front Facing Power |
| RRFP | - Right Rear Facing Power |

- F** Select Byrne Interlink® IQ System type.

- | | |
|------------------------|--|
| DCJ
\$121 | - Byrne Interlink®IQ System jumper only; add |
| DSMOD
module | - Byrne Interlink®IQ System w/Mini-Tap® |

- G** Select Byrne Interlink® IQ System w/Mini-Tap® module quantity.

- | | |
|-------------|-----------------------------|
| MOD1 | - One Module; add \$396 |
| MOD2 | - Two Modules; add \$791 |
| MOD3 | - Three Modules; add \$1187 |
| MOD4 | - Four Modules; add \$1582 |

- H** Select Byrne Interlink® IQ System w/Mini-Tap® module location(s).

- | | |
|---------------|--|
| LFPP | - Left Front Facing Power |
| LRFP | - Left Rear Facing Power |
| RFFP | - Right Front Facing Power |
| RRFP | - Right Rear Facing Power |
| LFLR | - Left Front, Left Rear Facing Power |
| LFRR | - Left Front, Right Front Facing Power |
| LRRR | - Left Rear, Right Front Facing Power |
| RRRR | - Left Rear, Right Rear Facing Power |
| LFLRRR | - Left Front, Left Rear, Right Rear Facing Power |

- | | |
|-----------------|---|
| LFRFLR | - Left Front, Right Front, Left Rear Facing Power |
| LFRFRR | - Left Front, Right Front, Right Rear Facing Power |
| RFLRRR | - Right Front, Left Rear, Right Rear Facing Power |
| LFRFLRRR | - Left Front, Right Front, Left Rear, Right Rear Facing Power |

- 1 Select power module color.
- | | |
|------------|-----------------------|
| MPB | - Black power module |
| MPS | - Silver power module |
| MPW | - White power module |

- J** Select wood feet finish.
Refer to the **Product Color Options** page in this price list.

- K** Select brushed aluminum feet finish.
Refer to the **Product Color Options** page in this price list.

- L** Select moisture barrier.
- | | |
|------------|-----------------------|
| MB | - Moisture barrier |
| NMB | - No moisture barrier |
- See pricing column for moisture barrier upcharge.

The removable seat design of MyPlace™ High-Back units allows for ease of installation and clean out, as well as inspection of electrical components. MyPlace™ High-Back offers power modules with a 3-prong plug (ETL Listed) or Byrne Interlink® IQ electrical system (an ETL Listed Furniture Power Distribution Unit, electrical system.) Because the system is ETL Listed, MyPlace™ Lounge has not been listed.

All 48" high-back models can be used as free-standing units or can be ganged to other 48" high-back or 60" high-back models. Gangers are included for traditional lineal ganging with 48" high-back models, however, please note installing concealed gangers on 48" high-back models will permanently alter upholstery. Please see Installation Guide for further information related to ganging.

With specially marked information N/C

Ships assembled, FOB High Point, NC 27263, freight prepaid. Freight class 250.

Specifications and prices are subject to change without prior notice.

HOW TO ORDER

Indicate the following information on order form:
1. Quantity of each item.
2. Model number, including options. See “How To Build a Model Number”.
3. Any special service required.

Note: • The ☐ indicates that a choice is required.

• The absence of the ☐ indicates that no choice is required.

• Alpha-numeric characters in place of ☐ indicate that no other alternatives are available.

HOW TO BUILD A MODEL NUMBER

A

Select basic model.

B

Select non-contrast or fabric contrast 1.
Refer to [ki.com/fabrics](#)

C

Select fabric contrast 2.
Refer to [ki.com/fabrics](#)

D

Select fabric contrast 3.
Refer to [ki.com/fabrics](#)

E

Select power option.

NP

- No power

WP

- With power

F

Select power type.

DCP

- Byrne Interlink®IQ System w/Mini-Tap® module OR jumper (Interlink®IQ Infeed to power Interlink®IQ Systems ordered seperately)

RPT

- Mini-Tap® power module w/3-prong plug; add \$307

G

Select Mini-Tap® module w/3-prong plug location.

LFPP

- Left Front Facing Power

LRFP

- Left Rear Facing Power

RFRF

- Right Front Facing Power

RRFP

- Right Rear Facing Power

H

Select Byrne Interlink®IQ System type.

DCJ

- Byrne Interlink®IQ System jumper only; add \$121

DSMOD

- Byrne Interlink®IQ System w/Mini-Tap® module

I

Select Byrne Interlink®IQ System w/Mini-Tap® module quantity.

MOD1

- One Module; add \$396

MOD2

- Two Modules; add \$791

MOD3

- Three Modules; add \$1187

MOD4

- Four Modules; add \$1582

J

Select Byrne Interlink®IQ System w/Mini-Tap® module location(s).

LFPP

- Left Front Facing Power

LRFP

- Left Rear Facing Power

RFRF

- Right Front Facing Power

RRFP

- Right Rear Facing Power

LFLR

- Left Front, Left Rear Facing Power

LFRF

- Left Front, Right Front Facing Power

LFRR

- Left Front, Right Rear Facing Power

LRRF

- Left Rear, Right Front Facing Power

LRRR

- Left Rear, Right Rear Facing Power

RRRF

- Right Rear, Right Front Facing Power

LFLRRR

- Left Front, Left Rear, Right Rear Facing Power

LFRFLR

- Left Front, Right Front, Left Rear Facing Power

LFRFRR

- Left Front, Right Front, Right Rear Facing Power

RFLRRR

- Right Front, Left Rear, Right Rear Facing Power

LFRFLRRR

- Left Front, Right Front, Left Rear, Right Rear Facing Power

K

Select power module color.

MPB

- Black power module

MPS

- Silver power module

MPW

- White power module

L

Select wood feet finish.
Refer to the **Product Color Options** page in this price list.

M

Select brushed aluminum feet finish.
Refer to the **Product Color Options** page in this price list.

N

Select moisture barrier.

MB

- Moisture barrier

NMB

- No moisture barrier

See pricing column for moisture barrier upcharge.

INFORMATION

The removable seat design of MyPlace™ High-Back units allows for ease of installation and clean out, as well as inspection of electrical components. MyPlace™ High-Back offers power modules with a 3-prong plug (ETL Listed) or Byrne Interlink® IQ electrical system (an ETL Listed Furniture Power Distribution Unit, electrical system.) Because the system is ETL Listed, MyPlace™ Lounge has not been listed. All 48” high-back models can be used as free-standing units or can be ganged to other 48” high-back or 60” high-back models. Gangers are included for traditional lineal ganging with 48” high-back models, however, please note installing concealed gangers on 48” high-back models will permanently alter upholstery. Please see Installation Guide for further information related to ganging.

SPECIAL SERVICES

Special Carton Marking

With specially marked information N/C

Shipping

Ships **assembled, FOB High Point, NC 27263, freight prepaid.** Freight class 250.

Specifications and prices are subject to change without prior notice.



- Non-contrast C.O.M = 8.75 yds
- Gangers included to gang to other High-Back models.
- Ganging to backless units or High-Back back to side ganging (specify kit separately)
- Does not gang with 32" Low-Back units
- Cannot be retrofitted to 60" model
- If Byrne Interlink™ IQ Power is specified, an additional jumper is always included due to product size, impacting total count for one infed. See Planning Guide for more information.
- All base models have foot leveling capacity
- Removable seat design, debris clean-out location, and painted wood base to protect against liquids.
- Overall Dimensions:
W=76.5" D=26" H=48"
- Seat Dimensions:
D=18.5" H=18"

Indicate the following information on order form:

1. Quantity of each item.
2. Model number, including options. See "How To Build a Model Number".
3. Any special service required.

Note:

- The ☐ indicates that a choice is required.
- The absence of the ☐ indicates that no choice is required.
- Alpha-numeric characters in place of ☐ indicate that no other alternatives are available.

A Select basic model.

B Select non-contrast or fabric contrast 1.
Refer to ki.com/fabrics

- C** Select power option.
 - NP** - No power
 - WP** - With power
- D** Select power type.
 - DCP** - Byrne Interlink®IQ System w/Mini-Tap® module OR jumper (Interlink®IQ Infeed to power Interlink®IQ Systems ordered separately)
 - RPT** - Mini-Tap® power module w/3-prong plug; add \$307
- E** Select Mini-Tap® module w/3-prong plug location.
 - LFPP** - Left Front Facing Power
 - LRFP** - Left Rear Facing Power
 - RFPP** - Right Front Facing Power
 - RRFP** - Right Rear Facing Power

- F** Select Byrne Interlink® IQ System type.

- | | |
|--------------|--|
| DCJ | - Byrne Interlink®IQ System jumper only; add \$179 |
| DSMOD | - Byrne Interlink®IQ System w/Mini-Tap® module |
- G** Select Byrne Interlink®IQ System w/Mini-Tap® module quantity.
- | | |
|-------------|-----------------------------|
| MOD1 | - One Module; add \$485 |
| MOD2 | - Two Modules; add \$881 |
| MOD3 | - Three Modules; add \$1275 |
| MOD4 | - Four Modules; add \$1671 |

- | | |
|---------------|--|
| H | Select Byrne Interlink®IQ System w/Mini-Tap® module location(s). |
| LFFP | - Left Front Facing Power |
| LRFP | - Left Rear Facing Power |
| RFFP | - Right Front Facing Power |
| RRFP | - Right Rear Facing Power |
| LFLR | - Left Front, Left Rear Facing Power |
| LRFR | - Left Front, Right Front Facing Power |
| LRRR | - Left Front, Right Rear Facing Power |
| RRRF | - Right Rear, Right Front Facing Power |
| LFLRRR | - Left Front, Left Rear, Right Rear Facing Power |

- LFRFLR** - Left Front, Right Front, Left Rear Facing Power
LFRFR - Left Front, Right Front, Right Rear Facing Power
RFLRR - Right Front, Left Rear, Right Rear Facing Power
RFLRRR - Left Front, Right Front, Left Rear, Right Rear Facing Power

- 1** Select power module color.
- | | |
|------------|-----------------------|
| MPB | - Black power module |
| MPS | - Silver power module |
| MPW | - White power module |

- J** Select wood feet finish.
Refer to the **Product Color Options** page in this price list.
- K** Select brushed aluminum feet finish.
Refer to the **Product Color Options** page in this price list.

- L** Select moisture barrier.
- | | |
|------------|-----------------------|
| MB | - Moisture barrier |
| NMB | - No moisture barrier |
- See pricing column for moisture barrier upcharge.

The removable seat design of MyPlace™ High-Back units allows for ease of installation and clean out, as well as inspection of electrical components. MyPlace™ High-Back offers power modules with a 3-prong plug (ETL Listed) or Byrne Interlink® IQ electrical system (an ETL Listed Furniture Power Distribution Unit, electrical system.) Because the system is ETL Listed, MyPlace™ Lounge has not been listed.

All 48" high-back models can be used as free-standing units or can be ganged to other 48" high-back or 60" high-back models. Gangers are included for traditional lineal ganging with 48" high-back models, however, please note installing concealed gangers on 48" high-back models will permanently alter upholstery. Please see Installation Guide for further information related to ganging.

Special Carton Marking

With specially marked information N/C

Shipping

Ships assembled, FOB High Point, NC 27263, freight prepaid. Freight class 250.

Specifications and prices are subject to change without prior notice.

HOW TO ORDER

Note:

- The ☐ indicates that a choice is required.
- The absence of the ☐ indicates that no choice is required.
- Alpha-numeric characters in place of ☐ indicate that no other alternatives are available.

HOW TO BUILD A MODEL NUMBER

- A** Select basic model.
- B** Select non-contrast or fabric contrast 1.
Refer to ki.com/fabrics
- C** Select fabric contrast 2.
Refer to ki.com/fabrics
- D** Select fabric contrast 3.
Refer to ki.com/fabrics
- E** Select power option.
- | | |
|-----------|--------------|
| NP | - No power |
| WP | - With power |
- F** Select power type.
- | | |
|------------|---|
| DCP | - Byrne Interlink®IQ System w/Mini-Tap® module OR jumper (Interlink®IQ Infeed to power Interlink®IQ Systems ordered separately) |
| RPT | - Mini-Tap® power module w/3-prong plug; add \$307 |
- G** Select Mini-Tap® module w/3-prong plug location.
- | | |
|-------------|---------------------------|
| LFFP | - Left Front Facing Power |
|-------------|---------------------------|

LRFP	- Left Rear Facing Power
RFFP	- Right Front Facing Power
RRFP	- Right Rear Facing Power
elect Byrne Interlink®IQ System type.	
DCJ	- Byrne Interlink®IQ System jumper only; add \$179
DSMOD	- Byrne Interlink®IQ System w/Mini-Tap® module
elect Byrne Interlink®IQ System w/Mini-Tap® module quantity.	
MOD1	- One Module; add \$485
MOD2	- Two Modules; add \$881
MOD3	- Three Modules; add \$1275
MOD4	- Four Modules; add \$1671
elect Byrne Interlink®IQ System w/Mini-Tap® module location(s).	
LRFP	- Left Front Facing Power
LRFP	- Left Rear Facing Power
RFFP	- Right Front Facing Power
RRFP	- Right Rear Facing Power
LFLR	- Left Front, Left Rear Facing Power
LRFR	- Left Front, Right Front Facing Power
LRFR	- Left Front, Right Rear Facing Power
LRFR	- Left Rear, Right Front Facing Power
LRFR	- Left Rear, Right Rear Facing Power
LRFR	- Right Rear, Right Front Facing Power
LFLRRR	- Left Front, Left Rear, Right Rear Facing Power

LFRFLR	- Left Front, Right Front, Left Rear Facing Power
LFRFRR	- Left Front, Right Front, Right Rear Facing Power
RFLRRR	- Right Front, Left Rear, Right Rear Facing Power
LFRFLRRR	- Left Front, Right Front, Left Rear, Right Rear Facing Power
MPB	- Black power module
MPS	- Silver power module
MPW	- White power module

select wood feet finish.

refer to the **Product Color Options** page in this price list.

select brushed aluminum feet finish.

refer to the **Product Color Options** page in this price list.

select moisture barrier.

MB	- Moisture barrier
NMB	- No moisture barrier

see pricing column for moisture barrier upcharge.

INFORMATION

The removable seat design of MyPlace™ High-Back units allows for ease of installation and clean out, as well as inspection of electrical components. MyPlace™ High-Back offers power modules with a 3-prong plug (ETL Listed) or Byrne Interlink® IRL electrical system (an ETL Listed Furniture Power Distribution Unit, electrical system.) Because the system is ETL Listed, MyPlace™ Lounge has not been listed.

All 48" high-back models can be used as free-standing units or can be ganged to other 48" high-back or 60" high-back models. Gangers are included for traditional lineal ganging with 48" high-back models, however, please note installing concealed gangers on 48" high-back models will permanently alter upholstery. Please see Installation Guide for further information related to ganging.

SPECIAL SERVICES

Special Carton Marking

With specially marked information N/C

Shipping

Ships assembled, FOB High Point, NC 27263,
freight prepaid. Freight class 250.

Specifications and prices are subject to change without prior notice.

[illegible]

Indicate the following information on order form:

1. Quantity of each item.
2. Model number, including options. See "How To Build a Model Number".
3. Any special service required.

Note:

- The ☐ indicates that a choice is required.
- The absence of the ☐ indicates that no choice is required.
- Alpha-numeric characters in place of ☐ indicate that no other alternatives are available.

- A** Select basic model.
- B** Select non-contrast or fabric contrast 1.
Refer to ki.com/fabrics

C Select power option.

WP	- With power
NP	- No power

D Select power type.
DCP - Byrne Interlink®IQ System w/Mini-Tap® module OR jumper (Interlink®IQ Infeed to power Interlink®IQ Systems ordered seperately)
RPT - Mini-Tap® power module w/3-prong plug; add \$307

E Select Mini-lap® module w/3-prong plug location.

LFPP	- Left Front Facing Power
LRFP	- Left Rear Facing Power
RFPP	- Right Front Facing Power
RRFP	- Right Rear Facing Power

F Select Byrne Interlink® IQ System type.

DCJ	- Byrne Interlink®IQ System jumper only; add \$179
DSMOD module	- Byrne Interlink®IQ System w/Mini-Tap®

G Select Byrne Interlink® IQ System w/Mini-Tap® module quantity.

MOD4	- Four Modules; add \$1671
MOD1	- One Module; add \$485
MOD3	- Three Modules; add \$1275
MOD2	- Two Modules; add \$881

H Select Byrne Interlink® IQ System w/Mini-Tap® module location(s).

LFLR	- Left Front, Left Rear Facing Power
LFRF	- Left Front, Right Front Facing Power
LFRR	- Left Front, Right Rear Facing Power
LRFR	- Left Rear, Right Front Facing Power
LRRR	- Left Rear, Right Rear Facing Power
RRFR	- Right Rear, Right Front Facing Power
RRFL	- Right Front, Right Front, Left Rear,
RRFLRRR	Right Rear Facing Power
LFLRRR	- Left Front, Left Rear, Right Rear Facing Power
LFRFLR	- Left Front, Right Front, Left Rear Facing Power
LFRFR	- Left Front, Right Front, Right Rear Facing

Power	
RFLRRR	- Right Front, Left Rear, Right Rear Facing Power
LFFP	- Left Front Facing Power
LRFP	- Left Rear Facing Power
RFFP	- Right Front Facing Power
RRFP	- Right Rear Facing Power

1 Select power module color.

MPB	- Black power module
MPS	- Silver power module
MPW	- White power module

J Select wood feet finish.
Refer to the **Product Color Options** page in this price list.

K Select brushed aluminum feet finish.
Refer to the **Product Color Options** page in this price list.

L Select moisture barrier.

MB	- Moisture barrier
NMB	- No moisture barrier

See pricing column for moisture barrier upcharge.

The removable seat design of MyPlace™ High-Back units allows for ease of installation and clean out, as well as inspection of electrical components. MyPlace™ High-Back offers power modules with a 3-prong plug (ETL Listed) or Byrne Interlink® IQ electrical system (an ETL Listed Furniture Power Distribution Unit, electrical system.) Because the system is ETL Listed, MyPlace™ Lounge has not been listed.

All 48" high-back models can be used as free-standing units or can be ganged to other 48" high-back or 60" high-back models. Gangers are included for traditional lineal ganging with 48" high-back models, however, please note installing concealed gangers on 48" high-back models will permanently alter upholstery. Please see Installation Guide for further information related to ganging.

Special Carton Marking

With specially marked information N/C

Shipping

Ships assembled, FOB High Point, NC 27263, freight prepaid. Freight class 250.

Specifications and prices are subject to change without prior notice.

[illegible]

Indicate the following information on order form:

1. Quantity of each item.
2. Model number, including options. See "How To Build a Model Number".
3. Any special service required.

Note:

- The ☐ indicates that a choice is required.
- The absence of the ☐ indicates that no choice is required.
- Alpha-numeric characters in place of ☐ indicate that no other alternatives are available.

A Select basic model.

B Select non-contrast or fabric contrast 1.
Refer to [**ki.com/fabrics**](http://ki.com/fabrics)

C Select fabric contrast 2.
Refer to ki.com/fabrics

D Select fabric contrast 3.
Refer to [**ki.com/fabrics**](http://ki.com/fabrics)

E Select power option.

WP	- With power
NP	- No power

F Select power type.

DCP	- Byrne Interlink®IQ System w/Mini-Tap® module OR jumper (Interlink®IQ Infeed to power Interlink®IQ Systems ordered seperately)
RPT	- Mini-Tap® power module w/3-prong plug; add \$307

G Select Mini-Tap® module w/3-prong plug location.
LFFP - Left Front Facing Power

LRFP	- Left Rear Facing Power
RFFP	- Right Front Facing Power
RRFP	- Right Rear Facing Power

H Select Byrne Interlink®IQ System type.

DCJ	- Byrne Interlink®IQ System jumper only; add \$179
DSMOD	- Byrne Interlink®IQ System w/Mini-Tap® module

I Select Byrne Interlink® IQ System w/Mini-Tap® module quantity.

MOD4	- Four Modules; add \$1671
MOD1	- One Module; add \$485
MOD3	- Three Modules; add \$1275
MOD2	- Two Modules; add \$881

① Select Byrne Interlink®IQ System w/Mini-Tap® module location(s).

LRFLRRR	- Left Front, Right Front, Left Rear, Right Rear Facing Power
LFLR	- Left Front, Left Rear Facing Power
RRF	- Right Front, Right Front Facing Power
LRFR	- Left Front, Right Rear Facing Power
LRRF	- Left Rear, Right Front Facing Power
RRR	- Left Rear, Right Rear Facing Power

RRFR	- Right Rear, Right Front Facing Power
LFLRR	- Left Front, Left Rear, Right Rear Facing Power
FRFLR	- Left Front, Right Front, Left Rear Facing Power
LRFRR	- Left Front, Right Front, Right Rear Facing Power
RFLRR	- Right Front, Left Rear, Right Rear Facing Power
LFPP	- Left Front Facing Power
LRFP	- Left Rear Facing Power
RFPP	- Right Front Facing Power
RRFP	- Right Rear Facing Power

K Select power module color.

MPB	- Black power module
MPS	- Silver power module
MPW	- White power module

L Select wood feet finish.
Refer to the **Product Color Options** page in this price list.

M Select brushed aluminum feet finish.
Refer to the **Product Color Options** page in this price list.

N Select moisture barrier.

MB	- Moisture barrier
NMB	- No moisture barrier

See pricing column for moisture barrier upcharge.

The removable seat design of MyPlace™ High-Back units allows for ease of installation and clean out, as well as inspection of electrical components. MyPlace™ High-Back offers power modules with a 3-prong plug (ETL Listed) or Byrne Interlink® IQ electrical system (an ETL Listed Furniture Power Distribution Unit, electrical system.) Because the system is ETL Listed, MyPlace™ Lounge has not been listed.

All 48" high-back models can be used as free-standing units or can be ganged to other 48" high-back or 60" high-back models. Gangers are included for traditional lineal ganging with 48" high-back models, however, please note installing concealed gangers on 48" high-back models will permanently alter upholstery. Please see Installation Guide for further information related to ganging.

With specially marked information N/C

Shipping
Ships assembled, FOB High Point, NC 27263,
freight prepaid. Freight class 250.

Specifications and prices are subject to change without prior notice.

[illegible]

Indicate the following information on order form:

1. Quantity of each item.
2. Model number, including options. See "How To Build a Model Number".
3. Any special service required.

Note:

- The ☐ indicates that a choice is required.
- The absence of the ☐ indicates that no choice is required.
- Alpha-numeric characters in place of ☐ indicate that no other alternatives are available.

A Select basic model.

B Select non-contrast or fabric contrast 1.
Refer to ki.com/fabrics

C Select power option.

NP	- No power
WP	- With power

D Select power type.

DCP	- Byrne Interlink@IQ System w/Mini-Tap@ module OR jumper (Interlink@IQ Infeed to power Interlink@IQ Systems ordered seperately)
RPT	- Mini-Tap@ power module w/3-prong plug; add \$307

E Select Mini-Tap® module w/3-prong plug location.

LFPP	- Left Front Facing Power
LRFP	- Left Rear Facing Power
RFFP	- Right Front Facing Power
RRFP	- Right Rear Facing Power

F Select Byrne Interlink® IQ System type.

DCJ	- Byrne Interlink®IQ System jumper only; add \$121
DSMOD	- Byrne Interlink®IQ System w/Mini-Tap® module

G Select Byrne Interlink®IQ System w/Mini-Tap® module quantity.

MOD1	- One Module; add \$396
MOD2	- Two Modules; add \$791
MOD3	- Three Modules; add \$1187
MOD4	- Four Modules; add \$1582

H	Select Byrne Interlink® IQ System w/Mini-Tap® module quantity.
LFPF	- Left Front Facing Power
LRF	- Left Rear Facing Power
RFPF	- Right Front Facing Power
RRF	- Right Rear Facing Power
LFLR	- Left Front, Left Rear Facing Power
LFRF	- Left Front, Right Front Facing Power
LFLRR	- Left Front, Right Rear Facing Power
LRRF	- Left Rear, Right Front Facing Power
RRF	- Right Rear, Right Front Facing Power
LFLRRR	- Left Front, Left Rear, Right Rear Facing Power
LFLRFLR	- Left Front, Right Front, Left Rear Facing Power
LFRFRFR	- Left Front, Right Front, Right Rear Facing Power
RFLRRR	- Right Front, Left Rear, Right Rear Facing Power
LFLRFLRRR	- Left Front, Right Front, Left Rear, Right

Rear Facing Power

1 Select module color.

MPB	- Black power module
MPS	- Silver power module
MPW	- White power module

J Select wood feet finish.
Refer to the **Product Color Options** page in this price list.

K Select brushed aluminum feet finish.
Refer to the **Product Color Options** page in this price list.

L Select moisture barrier.

MB	- Moisture barrier
NMB	- No moisture barrier

See pricing column for moisture barrier upcharge.

For California Technical Bulletin 133 compliant models, a Product Modification Request is required. Contact Customer Service for details.

Model	
MSQH48	\$428
MSQH60	\$467

The removable seat design of MyPlace™ High-Back units allows for ease of installation and clean out, as well as inspection of electrical components. MyPlace™ High-Back offers UL recognized power components and an ETL-Listed power system (Byrne Interlink® IQ). MyPlace™ Lounge is not a UL listed Office Furnishing.

Special Carton Marking

With specially marked information	N/C
-----------------------------------	-----

Shipping

Ships **partially assembled, FOB High Point, NC 27263, freight prepaid.** Freight class 250.

Specifications and prices are subject to change without prior notice.

HOW TO ORDER

Indicate the following information on order form:
1. Quantity of each item.
2. Model number, including options. See “How To Build a Model Number”.
3. Any special service required.

Note: • The ☐ indicates that a choice is required.

• The absence of the ☐ indicates that no choice is required.

• Alpha-numeric characters in place of ☐ indicate that no other alternatives are available.

HOW TO BUILD A MODEL NUMBER

A

Select basic model.

B

Select non-contrast or fabric contrast 1.
Refer to [ki.com/fabrics](#)

C

Select fabric contrast 2.
Refer to [ki.com/fabrics](#)

D

Select fabric contrast 3.
Refer to [ki.com/fabrics](#)

E

Select power option.

NP

- No power

WP

- With power

F

Select power type.

DCP

- Byrne Interlink®IQ System w/Mini-Tap® module OR jumper (Interlink®IQ Infeed to power Interlink®IQ Systems ordered seperately)

RPT

- Mini-Tap® power module w/3-prong plug; add \$307

G

Select Mini-Tap® module w/3-prong plug location.

LFFP

- Left Front Facing Power

LRRF

- Left Rear Facing Power

RFFP

- Right Front Facing Power

RRFP

- Right Rear Facing Power

H

Select Byrne Interlink®IQ System type.

DCJ

- Byrne Interlink®IQ System jumper only; add \$121

DSMOD

- Byrne Interlink®IQ System w/Mini-Tap® module

I

Select Byrne Interlink®IQ System w/Mini-Tap® module quantity.

MOD1

- One Module; add \$396

MOD2

- Two Modules; add \$791

MOD3

- Three Modules; add \$1187

MOD4

- Four Modules; add \$1582

J

Select Byrne Interlink®IQ System w/Mini-Tap® module quantity.

LFFP

- Left Front Facing Power

LRRF

- Left Rear Facing Power

RFFP

- Right Front Facing Power

RRFP

- Right Rear Facing Power

LFLR

- Left Front, Left Rear Facing Power

LFRF

- Left Front, Right Front Facing Power

LFRR

- Left Front, Right Rear Facing Power

LRRF

- Left Rear, Right Front Facing Power

LRRR

- Left Rear, Right Rear Facing Power

RRRF

- Right Rear, Right Front Facing Power

LFLRRR

- Left Front, Left Rear, Right Rear Facing Power

LFRFLR

- Left Front, Right Front, Left Rear Facing Power

LFRFRR

- Left Front, Right Front, Right Rear Facing Power

RFLRRR

- Right Front, Left Rear, Right Rear Facing Power

LFRFLRRR

- Left Front, Right Front, Left Rear, Right Rear Facing Power

K

Select module color.

MPB

- Black power module

MPS

- Silver power module

MPW

- White power module

L

Select wood feet finish.
Refer to the **Product Color Options** page in this price list.

M

Select brushed aluminum feet finish.
Refer to the **Product Color Options** page in this price list.

N

Select moisture barrier.

MB

- Moisture barrier

NMB

- No moisture barrier

See pricing column for moisture barrier upcharge.

Compliance to TB133 Fire Safety Code

For California Technical Bulletin 133 compliant models, a Product Modification Request is required. Contact Customer Service for details.

Model

MSQH48

\$428

MSQH60

\$467

SPECIAL SERVICES

Special Carton Marking

With specially marked information

N/C

Shipping

Ships **partially assembled, FOB High Point, NC 27263, freight prepaid.** Freight class 250.

Specifications and prices are subject to change without prior notice.



		MODEL NUMBER																										
		Basic Model	Non-Cont or Fabric Cont 1	Pwr Opt	Pwr Type	MT Pwr Loc	IQ Pwr Type	IQ Mod Qty	IQ Pwr Loc	Pwr Color	Wd Feet Fin	Alum Feet Fin	Moist Barr															
concealed glides shown	Concealed Glides	MRBH60/CGL/NC	<input type="checkbox"/>	<input type="checkbox"/>	<input type="checkbox"/>	<input type="checkbox"/>	<input type="checkbox"/>	<input type="checkbox"/>	<input type="checkbox"/>	<input type="checkbox"/>			<input type="checkbox"/>		180.0#	\$ 3326	\$ 3631	\$ 3712	\$ 3808	\$ 3873	\$ 4001	\$ 4129	\$ 4312	\$ 4613	\$ 4933	\$ 5256	\$ 5899	\$ 273
	Poly Feet	MRBH60/PFT/NC	<input type="checkbox"/>	<input type="checkbox"/>	<input type="checkbox"/>	<input type="checkbox"/>	<input type="checkbox"/>	<input type="checkbox"/>	<input type="checkbox"/>	<input type="checkbox"/>			<input type="checkbox"/>		180.0#	3326	3631	3712	3808	3873	4001	4129	4312	4613	4933	5256	5899	273
	Wood Feet	MRBH60/WFT/NC	<input type="checkbox"/>	<input type="checkbox"/>	<input type="checkbox"/>	<input type="checkbox"/>	<input type="checkbox"/>	<input type="checkbox"/>	<input type="checkbox"/>	<input type="checkbox"/>	<input type="checkbox"/>		<input type="checkbox"/>		180.0#	3449	3754	3835	3931	3997	4125	4252	4436	4736	5056	5379	6023	273
	Aluminum Feet	MRBH60/AFT/NC	<input type="checkbox"/>	<input type="checkbox"/>	<input type="checkbox"/>	<input type="checkbox"/>	<input type="checkbox"/>	<input type="checkbox"/>	<input type="checkbox"/>	<input type="checkbox"/>		<input type="checkbox"/>	<input type="checkbox"/>		180.0#	3449	3754	3835	3931	3997	4125	4252	4436	4736	5056	5379	6023	273

MRB60

Rectangle with 60” High-Back - Non-contrast

- Non-contrast C.O.M = 6.75 yds
- Gangers included to gang to other 60” high-back models.
- Ganging to backless units or high-back back to side ganging (specify kit separately)
- Does not gang with 32” low-back units
- Cannot be retrofitted to 48” model
- All base models have foot leveling capacity
- Removable seat design, debris clean-out location, and painted wood base to protect against liquids.
- Overall Dimensions:
 - W=48” D=26” H=60”

Seat Dimensions:

- D=18.5” H=18”

A

B

C

D

E

F

G

H

I

J

K

L

HOW TO ORDER

Indicate the following information on order form:

1. Quantity of each item.
2. Model number, including options. See “How To Build a Model Number”.
3. Any special service required.

Note:

- The ☐ indicates that a choice is required.
- The absence of the ☐ indicates that no choice is required.
- Alpha-numeric characters in place of ☐ indicate that no other alternatives are available.

HOW TO BUILD A MODEL NUMBER

A

Select basic model.

B

Select non-contrast or fabric contrast 1. Refer to [ki.com/fabrics](#)

C

Select power option.

NP

- No power

WP

- With power

D

Select power type.

DCP

- Byrne Interlink®IQ System w/Mini-Tap® module OR jumper (Interlink®IQ Infeed to power Interlink®IQ Systems ordered seperately)

RPT

- Mini-Tap® power module w/3-prong plug; add \$307

E

Select Mini-Tap® module w/3-prong plug location.

LFPP

- Left Front Facing Power

LRFP

- Left Rear Facing Power

RFFP

- Right Front Facing Power

RRFP

- Right Rear Facing Power

F

Select Byrne Interlink®IQ System type.

DCJ

- Byrne Interlink®IQ System jumper only; add

G

Select Byrne Interlink®IQ System w/Mini-Tap® module quantity.

MOD1

- One Module; add \$396

MOD2

- Two Modules; add \$791

MOD3

- Three Modules; add \$1187

MOD4

- Four Modules; add \$1582

H

Select Byrne Interlink®IQ System w/Mini-Tap® module quantity.

LFPP

- Left Front Facing Power

LRFP

- Left Rear Facing Power

RFFP

- Right Front Facing Power

RRFP

- Right Rear Facing Power

LFLR

- Left Front, Left Rear Facing Power

LFRF

- Left Front, Right Front Facing Power

LFRR

- Left Front, Right Rear Facing Power

LRRF

- Left Rear, Right Front Facing Power

LRRR

- Left Rear, Right Rear Facing Power

RRRF

- Right Rear, Right Front Facing Power

LFLRRR

- Left Front, Left Rear, Right Rear Facing Power

LFRFLR

- Left Front, Right Front, Left Rear Facing

Power

LFRFRR

- Left Front, Right Front, Right Rear Facing Power

RFLRRR

- Right Front, Left Rear, Right Rear Facing Power

LFRFLRRR

- Left Front, Right Front, Left Rear, Right Rear Facing Power

I

Select module color.

MPB

- Black power module

MPS

- Silver power module

MPW

- White power module

J

Select wood feet finish. Refer to the **Product Color Options** page in this price list.

K

Select brushed aluminum feet finish. Refer to the **Product Color Options** page in this price list.

L

Select moisture barrier.

MB

- Moisture barrier

NMB

- No moisture barrier

Compliance to TB133 Fire Safety Code
For California Technical Bulletin 133 compliant models, a Product Modification Request is required. Contact Customer Service for details.

Model	
MRBH48	\$498
MRBH60	\$553

INFORMATION
The removable seat design of MyPlace™ High-Back units allows for ease of installation and clean out, as well as inspection of electrical components. MyPlace™ High-Back offers UL recognized power components and an ETL-Listed power system (Byrne Interlink® IQ). MyPlace™ Lounge is not a UL listed Office Furnishing.

SPECIAL SERVICES

Special Carton Marking

With specially marked information	N/C
-----------------------------------	-----

Shipping
Ships **partially assembled, FOB High Point, NC 27263, freight prepaid.** Freight class 250.

Specifications and prices are subject to change without prior notice.

MEC60

Extended Corner LEFT with 60" High-Back - Non-contrast

- Non-contrast C.O.M = 7.75 yds
- Gangers included to gang to other 60" High-Back models.
- Ganging to backless units or High-Back back to side ganging (specify kit separately)
- Does not gang with 32" Low-Back units
- Cannot be retrofitted to 48" model
- Power cannot be specified on front of unit on closed-end side. Three available power locations.
- All base models have foot leveling capacity
- Removable seat design, debris clean-out location, and painted wood base to protect against liquids.
- Overall Dimensions:
W=48" D=26" H=60"

Seat Dimensions:

- D=18.5" H=18"

Indicate the following information on order form:

1. Quantity of each item.
2. Model number, including options. See "How To Build a Model Number".
3. Any special service required.

Note:

- The ☐ indicates that a choice is required.
- The absence of the ☐ indicates that no choice is required.
- Alpha-numeric characters in place of ☐ indicate that no other alternatives are available.

A Select basic model.

B Select non-contrast or fabric contrast 1.
Refer to ki.com/fabrics

C Select power option.

NP	- No power
WP	- With power

D Select power type.

DCP - Byrne Interlink®IQ System w/ Mini-Tap® module OR jumper (Interlink®IQ Infeed to power Interlink®IQ Systems ordered separately)

RPT - Mini-Tap® power module w/3-prong plug; add \$307

E Select Mini-Tap® module w/3-prong plug location.

LRFP	- Left Rear Facing Power
RFRF	- Right Front Facing Power
RRFP	- Right Rear Facing Power

F Select Byrne Interlink®IQ System type.

DCJ	- Byrne Interlink®IQ System jumper only; add \$121
DSMOD	- Byrne Interlink®IQ System w/ Mini-Tap® module

G Select Byrne Interlink®IQ System w/Mini-Tap® module quantity.

MOD1	- One Module; add \$396
MOD2	- Two Modules; add \$791
MOD3	- Three Modules; add \$1187

LRFP	- Left Rear Facing Power
RFFP	- Right Front Facing Power
RRFP	- Right Rear Facing Power
LRRF	- Left Rear, Right Front Facing Power
LRRR	- Left Rear, Right Rear Facing Power
RRRF	- Right Rear, Right Front Facing Power
RFLRRR	- Right Front, Left Rear, Right Rear Facing Power

1 Select power module color.

MPB	- Black power module
MPS	- Silver power module
MPW	- White power module

J Select wood feet finish.
Refer to the **Product Color Options** page in
this price list.

K Select brushed aluminum feet finish.
Refer to the **Product Color Options** page in
this price list.

L Select moisture barrier.

MB	- Moisture barrier
NMB	- No moisture barrier

See pricing column for moisture barrier upcharge.

For California Technical Bulletin 133 compliant models, a Product Modification Request is required. Contact Customer Service for details.

Model	
MECH60L	\$611
MECH60R	\$611
MCNH60L	\$498
MCNH60R	\$498

The removable seat design of MyPlace™ High-Back units allows for ease of installation and clean out, as well as inspection of electrical components. MyPlace™ High-Back offers UL recognized power components and an ETL-Listed power system (Byrne Interlink® IQ). MyPlace™ Lounge is not a UL listed Office Furnishing.

With specially marked information N/C

Ships **partially assembled, FOB High Point, NC 27263, freight prepaid.** Freight class 250.

Specifications and prices are subject to change without prior notice.

concealed glides shown

The diagram shows a 3D perspective of a block divided into three horizontal sections. The bottom section is labeled '1', the middle section is labeled '2', and the top section is labeled '3'. Section 2 is shaded and contains two arrows pointing outwards from its center. To the right of the block are three circular cross-sections. The top circle shows a simple U-shaped glide. The middle circle shows a more complex, wavy glide path. The bottom circle shows a U-shaped glide with a small vertical line in the center.

MEC60
Extended Corner LEFT with 60" High-Back - Contrast

- 1 = Base (Contrast 1) C.O.M. = 2 yd
 - 2 = Seat (Contrast 2) C.O.M. = .75 yd
 - 3 = Back (Contrast 3) C.O.M. = 6 yd
 - Gangers included to gang to other 60" High-Back models.
 - Ganging to backless units or High-Back back to side ganging (specify k separately)
 - Does not gang with 32" Low-Back units
 - Cannot be retrofitted to 48" model
 - Power cannot be specified on front of unit on closed-end side. Three available power locations.
 - All base models have foot leveling capacity
 - Removable seat design, debris clean out location, and painted wood base to protect against liquids.
 - Overall Dimensions:
 - W=48" D=26" H=60"
- Seat Dimensions:
- D=18.5" H=18"
 - Price is based off of highest grade base or back fabric. Exclude seat fabric when selecting highest grade contrasting fabric.

Indicate the following information on order form:

1. Quantity of each item.
2. Model number, including options. See "How To Build a Model Number".
3. Any special service required.

Note:

- The ☐ indicates that a choice is required.
- The absence of the ☐ indicates that no choice is required.
- Alpha-numeric characters in place of ☐ indicate that no other alternatives are available.

A Select basic model.

B Select non-contrast or fabric contrast 1.
Refer to ki.com/fabrics

C Select fabric contrast 2.
Refer to ki.com/fabrics

D Select fabric contrast 3.
Refer to ki.com/fabrics

E Select power option.

NP	- No power
WP	- With power

F Select power type.

DCP	- Byrne Interlink®IQ System w/ Mini-Tap® module OR jumper (Interlink®IQ Infeed to power Interlink®IQ Systems ordered separately)
RPT	- Mini-Tap® power module w/3-prong plug; add \$307

G Select Mini-Tap® module w/3-prong plug location.

LRFP	- Left Rear Facing Power
RFFP	- Right Front Facing Power
RRFP	- Right Rear Facing Power

H Select Byrne Interlink®IQ System type.

DCJ	- Byrne Interlink®IQ System jumper only; add \$121
DSMOD	- Byrne Interlink®IQ System w/Mini-Tap® module

I Select Byrne Interlink® IQ System w/Mini-Tap® module quantity.

MOD2 - Two Modules; add \$79

MOD3 - Three Modules; add \$1

J Select Byrne Interlink® IQ System w/Mini-Tap® module location(s).

RRFP	- Right Front Facing Power
RRFP	- Right Rear Facing Power
LRRF	- Left Rear, Right Front Facing Power
LRRR	- Left Rear, Right Rear Facing Power
RRRF	- Right Rear, Right Front Facing Power

RFLRRR - Right Front, Left Rear, Right Rear Facing Power

K Select power module color.

MPB	- Black power module
MPS	- Silver power module
MPW	- White power module

L Select wood feet finish.
Refer to the **Product Color Options** page in
this price list.

M Select brushed aluminum feet finish.
Refer to the **Product Color Options** page in
this price list.

N Select moisture barrier.

MB	- Moisture barrier
NMB	- No moisture barrier

See pricing column for moisture barrier upcharge.

For California Technical Bulletin 133 compliant models, a Product Modification Request is required. Contact Customer Service for details.

Model	
MECH60L	\$611
MECH60R	\$611
MCNH60L	\$498
MCNH60R	\$498

The removable seat design of MyPlace™ High-Back units allows for ease of installation and clear-out, as well as inspection of electrical components. MyPlace™ High-Back offers UL recognized power components and an ETL-Listed power system (Byrne Interlink® IQ). MyPlace™ Lounge is not a UL listed Office Furnishing.

Special Carton Marking

With specially marked information N/C

Shipping

Ships partially assembled, FOB High Point, NC
27263, freight prepaid. Freight class 250.

Specifications and prices are subject to change without prior notice.

- Non-contrast C.O.M = 7.75 yds
- Gangers included to gang to other 60" High-Back models.
- Ganging to backless units or High-Back back to side ganging (specify kit separately)
- Does not gang with 32" Low-Back units
- Cannot be retrofitted to 48" model
- Power cannot be specified on front of unit on closed-end side. Three available power locations.
- All base models have foot leveling capacity
- Removable seat design, debris clean-out location, and painted wood base to protect against liquids.
- Overall Dimensions:
 - W=48" D=26" H=60"

Seat Dimensions:

- D=18.5" H=18"

Indicate the following information on order form:

1. Quantity of each item.
2. Model number, including options. See "How To Build a Model Number".
3. Any special service required.

Note:

- The ☐ indicates that a choice is required.
- The absence of the ☐ indicates that no choice is required.
- Alpha-numeric characters in place of ☐ indicate that no other alternatives are available.

- A** Select basic model.
- B** Select non-contrast or fabric contrast 1.
Refer to [**ki.com/fabrics**](http://ki.com/fabrics)
- C** Select power option.

NP	- No power
WP	- With power
- D** Select power type.

DCP	- Byrne Interlink®IQ System Mini-Tap® module OR jumper (Interlink Infeed to power Interlink®IQ Systems ordered separately)
RPT	- Mini-Tap® power module w/ prong plug; add \$307

LFFP	- Left Front Facing Power
LRFP	- Left Rear Facing Power
RRFP	- Right Rear Facing Power

DCJ - Byrne Interlink®IQ System jumper only; add \$121

DSMOD - Byrne Interlink®IQ System w/Mini-Tap® module

MOD1	- One Module; add \$396
MOD2	- Two Modules; add \$791
MOD3	- Three Modules; add \$1187

LFPP	- Left Front Facing Power
LRFP	- Left Rear Facing Power
RRFP	- Right Rear Facing Power
LFLR	- Left Front, Left Rear Facing Power
LFRR	- Left Front, Right Rear Facing Power
LRRR	- Left Rear, Right Rear Facing Power
LFLRRR	- Left Front, Left Rear, Right Rear Facing Power

MPB - Black power module

J Select wood feet finish.
Refer to the **Product Color Options** page in
this price list.

Refer to the **Product Color Options** page in this price list.

MB	- Moisture barrier
NMB	- No moisture barrier

See pricing column for moisture barrier upcharge.

For California Technical Bulletin 133 compliant models, a Product Modification Request is required. Contact Customer Service for details.

Model	
MECH60L	\$611
MECH60R	\$611
MCNH60L	\$498
MCNH60R	\$498

The removable seat design of MyPlace™ High-Back units allows for ease of installation and clean-out, as well as inspection of electrical components. MyPlace™ High-Back offers UL recognized power components and an ETL-Listed power system (Byrne Interlink® IQ). MyPlace™ Lounge is not a UL listed Office Furnishing.

With specially marked information N/C

Ships **partially assembled, FOB High Point, NC 27263, freight prepaid.** Freight class 250.

Specifications and prices are subject to change without prior notice.

MEC60

Extended Corner RIGHT with 60" High-Back - Contrast

- 1 = Base (Contrast 1) C.O.M. = 2 yd
- 2 = Seat (Contrast 2) C.O.M. = .75 yd
- 3 = Back (Contrast 3) C.O.M. = 6 yd
- Gangers included to gang to other 60" High-Back models.
- Ganging to backless units or High-Backback to side ganging (specify kit separately)
- Does not gang with 32" Low-Back units
- Cannot be retrofitted to 48" model
- Power cannot be specified on front of unit on closed-end location. Three available power locations.
- All base models have foot leveling capacity
- Removable seat design, debris clean-out location, and painted wood base to protect against liquids.
- Overall Dimensions:
W=48" D=26" H=60"

Seat Dimensions:

- D=18.5" H=18"
- Price is based off of highest grade base or back fabric. Exclude seat fabric when selecting highest grade contrasting fabric.

Indicate the following information on order form:

1. Quantity of each item.
2. Model number, including options. See "How To Build a Model Number".
3. Any special service required.

Note:

- The ☐ indicates that a choice is required.
- The absence of the ☐ indicates that no choice is required.
- Alpha-numeric characters in place of ☐ indicate that no other alternatives are available.

A Select basic model.

B Select non-contrast or fabric contrast 1.
Refer to **ki.com/fabrics**

C Select fabric contrast 2.
Refer to **ki.com/fabrics**

D Select fabric contrast 3.
Refer to **ki.com/fabrics**

E Select power option.

NP	- No power
WP	- With power

F Select power type.

DCP	- Byrne Interlink®IQ System w/Mini-Tap® module OR jumper (Interlink®IQ Infeed to power Interlink®IQ Systems ordered separately)
RPT	- Mini-Tap® power module w/3-prong plug; add \$307

G Select Mini-Tap® module w/3-prong plug location.

H Select Byrne Interlink®IQ System type.

DCJ - Byrne Interlink®IQ System jumper only; add \$21

DSMOD - Byrne Interlink®IQ System w/Mini-Tap® module

I Select Byrne Interlink®IQ System w/Mini-Tap® module quantity.

MOD1 - One Module; add \$396

MOD2 - Two Modules; add \$791

MOD3 - Three Modules; add \$1187

J Select Byrne Interlink®IQ System w/Mini-Tap® module location(s).

LFFP - Left Front Facing Power

LRFP - Left Rear Facing Power

RRFP - Right Rear Facing Power

LFLR - Left Front, Left Rear Facing Power

LFRR - Left Front, Right Rear Facing Power

LRRR - Left Rear, Right Rear Facing Power

LFLRRR - Left Front, Left Rear, Right Rear Facing

Power

K Select power module color.

MPB	- Black power module
MPS	- Silver power module
MPW	- White power module

L Select wood feet finish.

Refer to the **Product Color Options** page in this price list.

M Select brushed aluminum feet finish.

Refer to the **Product Color Options** page in this price list.

N Select moisture barrier.

MB	- Moisture barrier
NMB	- No moisture barrier

See pricing column for moisture barrier upcharge.

For California Technical Bulletin 133 compliant models, a Product Modification Request is required. Contact Customer Service for details.

Model	
MECH60L	\$611
MECH60R	\$611
MCNH60L	\$498
MCNH60R	\$498

The removable seat design of MyPlace™ High-Back units allows for ease of installation and clean out, as well as inspection of electrical components. MyPlace™ High-Back offers UL recognized power components and an ETL-Listed power system (Byrne Interlink® IQ). MyPlace™ Lounge is not a UL listed Office Furnishing.

With specially marked information N/C

Ships **partially assembled, FOB High Point, NC 27263, freight prepaid.** Freight class 250.

Specifications and prices are subject to change without prior notice.



			MODEL NUMBER																				
			Basic Model	Non-Contrast or Fabric Contrast 1	Power Option	Wood Feet Finish	Alum-inum Feet Finish	Moisture Barrier															
MODEL			Features						Approx. Packaged Weight	Grade C.O.M.	Grade C	Grade D	Grade E & C.O.L.	Grade F	Grade G	Grade H	Grade I	Grade J	Grade K	Grade L Leather	Grade M Leather	Moisture Barrier add to list price	
<div>concealed glides shown</div> <div></div> <div>MCN60</div>	<div>Corner LEFT with 60” High-Back - Non-contrast</div> <ul style="list-style-type: none">• Non-contrast C.O.M = 5.75 yds• Gangers included to gang to other 60” High-Back models.• Ganging to backless units or High-Back back to side ganging (specify kit separately)• Does not gang with 32” Low-Back units• Cannot be retrofitted to 48” model• No Mini-Tap® Power options• Byrne Interlink®IQ power only available as a pass-through jumper• All base models have foot leveling capacity• Removable seat design, debris clean-out location, and painted wood base to protect against liquids.• Overall Dimensions: W=26” D=26” H=60”• Seat Dimensions: D=18.5” H=18”	Concealed Glides	MCNH60L/CGL/NC	<input type="checkbox"/> <input type="checkbox"/> <input type="checkbox"/>	<input type="checkbox"/> <input type="checkbox"/> <input type="checkbox"/>			<input type="checkbox"/> <input type="checkbox"/> <input type="checkbox"/>	130.0#	\$ 2896	\$ 3156	\$ 3224	\$ 3307	\$ 3361	\$ 3470	\$ 3580	\$ 3736	\$ 3991	\$ 4266	\$ 4540	\$ 5087	\$ 260	
		Poly Feet	MCNH60L/PFT/NC	<input type="checkbox"/> <input type="checkbox"/> <input type="checkbox"/>	<input type="checkbox"/> <input type="checkbox"/> <input type="checkbox"/>			<input type="checkbox"/> <input type="checkbox"/> <input type="checkbox"/>	130.0#	2896	3156	3224	3307	3361	3470	3580	3736	3991	4266	4540	5087	260	
		Wood Feet	MCNH60L/WFT/NC	<input type="checkbox"/> <input type="checkbox"/> <input type="checkbox"/>	<input type="checkbox"/> <input type="checkbox"/> <input type="checkbox"/>	<input type="checkbox"/> <input type="checkbox"/>		<input type="checkbox"/> <input type="checkbox"/> <input type="checkbox"/>	130.0#	3019	3279	3347	3430	3485	3594	3704	3859	4114	4389	4663	5211	260	
		Aluminum Feet	MCNH60L/AFT/NC	<input type="checkbox"/> <input type="checkbox"/> <input type="checkbox"/>	<input type="checkbox"/> <input type="checkbox"/> <input type="checkbox"/>		<input type="checkbox"/> <input type="checkbox"/>	<input type="checkbox"/> <input type="checkbox"/> <input type="checkbox"/>	130.0#	3019	3279	3347	3430	3485	3594	3704	3859	4114	4389	4663	5211	260	
			A	B	C	D	E	F															

HOW TO ORDER

Indicate the following information on order form:

1. Quantity of each item.
2. Model number, including options. See “How To Build a Model Number”.
3. Any special service required.

Note:

- The ☐ indicates that a choice is required.
- The absence of the ☐ indicates that no choice is required.
- Alpha-numeric characters in place of ☐ indicate that no other alternatives are available.

HOW TO BUILD A MODEL NUMBER

- A**Select basic model.
- B**Select non-contrast or fabric contrast 1.
Refer to [ki.com/fabrics](https://www.ki.com/fabrics)
- C**Select power option.

DCJ

- Byrne Interlink®IQ System jumper only; add \$121

NP

- No power
- D**Select wood feet finish.
Refer to the **Product Color Options** page in this price list.
- E**Select brushed aluminum feet finish.
Refer to the **Product Color Options** page in this price list.
- F**Select moisture barrier.

MB

- Moisture barrier

NMB

- No moisture barrier

See pricing column for moisture barrier upcharge.

Compliance to TB133 Fire Safety Code
For California Technical Bulletin 133 compliant models, a Product Modification Request is required. Contact Customer Service for details.

Model
MECH60L \$611
MECH60R \$611
MCNH60L \$498
MCNH60R \$498

INFORMATION
The removable seat design of MyPlace™ High-Back units allows for ease of installation and clean out, as well as inspection of electrical components. MyPlace™ High-Back offers UL recognized power components and an ETL-Listed power system (Byrne Interlink® IQ). MyPlace™ Lounge is not a UL listed Office Furnishing.

SPECIAL SERVICES
Special Carton Marking
With specially marked information N/C
Shipping
Ships **partially assembled, FOB High Point, NC 27263, freight prepaid.** Freight class 250.

Specifications and prices are subject to change without prior notice.

HOW TO ORDER

Indicate the following information on order form:

1. Quantity of each item.

2. Model number, including options. See “How To Build a Model Number”.

3. Any special service required.

Note: • The ☐ indicates that a choice is required.

• The absence of the ☐ indicates that no choice is required.

• Alpha-numeric characters in place of ☐ indicate that no other alternatives are available.

HOW TO BUILD A MODEL NUMBER

H

Select moisture barrier.

MB

- Moisture barrier

NMB

- No moisture barrier

See pricing column for moisture barrier upcharge.

A

Select basic model.

B

Select non-contrast or fabric contrast 1.

Refer to [ki.com/fabrics](#)

C

Select fabric contrast 2.

Refer to [ki.com/fabrics](#)

D

Select fabric contrast 3.

Refer to [ki.com/fabrics](#)

E

Select power option.

DCJ

- Byrne Interlink® IQ System jumper only; add \$121

NP

- No power

F

Select wood feet finish.

Refer to the **Product Color Options** page in this price list.

G

Select brushed aluminum feet finish.

Refer to the **Product Color Options** page in this price list.

Compliance to TB133 Fire Safety Code

For California Technical Bulletin 133 compliant models, a Product Modification Request is required. Contact Customer Service for details.

Model

MECH60L

\$611

MECH60R

\$611

MCNH60L

\$498

MCNH60R

\$498

INFORMATION

The removable seat design of MyPlace™ High-Back units allows for ease of installation and clean out, as well as inspection of electrical components. MyPlace™ High-Back offers UL recognized power components and an ETL-Listed power system (Byrne Interlink® IQ). MyPlace™ Lounge is not a UL listed Office Furnishing.

SPECIAL SERVICES

Special Carton Marking

With specially marked information N/C

Shipping

Ships **partially assembled, FOB High Point, NC 27263, freight prepaid.** Freight class 250.

Specifications and prices are subject to change without prior notice.

HOW TO ORDER

Indicate the following information on order form:
1. Quantity of each item.
2. Model number, including options. See “How To Build a Model Number”.
3. Any special service required.

Note: • The ☐ indicates that a choice is required.
• The absence of the ☐ indicates that no choice is required.
• Alpha-numeric characters in place of ☐ indicate that no other alternatives are available.

HOW TO BUILD A MODEL NUMBER

A

Select basic model.

B

Select non-contrast or fabric contrast 1.
Refer to [ki.com/fabrics](#)

C

Select power option.

DCJ

- Byrne Interlink®IQ System jumper only; add \$121

NP

- No power

D

Select wood feet finish.
Refer to the **Product Color Options** page in this price list.

E

Select brushed aluminum feet finish.
Refer to the **Product Color Options** page in this price list.

F

Select moisture barrier.

MB

- Moisture barrier

NMB

- No moisture barrier

See pricing column for moisture barrier upcharge.

Compliance to TB133 Fire Safety Code

For California Technical Bulletin 133 compliant models, a Product Modification Request is required. Contact Customer Service for details.

Model

MECH60L

\$611

MECH60R

\$611

MCNH60L

\$498

MCNH60R

\$498

INFORMATION

The removable seat design of MyPlace™ High-Back units allows for ease of installation and clean out, as well as inspection of electrical components. MyPlace™ High-Back offers UL recognized power components and an ETL-Listed power system (Byrne Interlink® IQ). MyPlace™ Lounge is not a UL listed Office Furnishing.

SPECIAL SERVICES

Special Carton Marking

With specially marked information

N/C

Shipping

Ships **partially assembled, FOB High Point, NC 27263, freight prepaid.** Freight class 250.

Specifications and prices are subject to change without prior notice.



		MODEL NUMBER																					
		Basic Model	Non-Contrast or Fabric Contrast 1	Fabric Contrast 2	Fabric Contrast 3	Power Option	Wood Feet Finish	Alum-inum Feet Finish	Moisture Barrier														
Features										Approx. Packaged Weight	Grade C.O.M.	Grade C	Grade D	Grade E & C.O.L.	Grade F	Grade G	Grade H	Grade I	Grade J	Grade K	Grade L Leather	Grade M Leather	Moisture Barrier add to list price
<div>concealed glides shown</div> <div></div>	Concealed Glides	MCNH60R/CGL/FC	<input type="checkbox"/> <input type="checkbox"/> <input type="checkbox"/>	<input type="checkbox"/> <input type="checkbox"/> <input type="checkbox"/>	<input type="checkbox"/> <input type="checkbox"/> <input type="checkbox"/>	<input type="checkbox"/> <input type="checkbox"/> <input type="checkbox"/>			<input type="checkbox"/> <input type="checkbox"/> <input type="checkbox"/>	130.0#	\$ 2947	\$ 3271	\$ 3355	\$ 3456	\$ 3525	\$ 3661	\$ 3797	\$ 3988	\$ 4307	\$ 4645	\$ 4984	\$ 5664	\$ 260
	Poly Feet	MCNH60R/PFT/FC	<input type="checkbox"/> <input type="checkbox"/> <input type="checkbox"/>	<input type="checkbox"/> <input type="checkbox"/> <input type="checkbox"/>	<input type="checkbox"/> <input type="checkbox"/> <input type="checkbox"/>	<input type="checkbox"/> <input type="checkbox"/> <input type="checkbox"/>			<input type="checkbox"/> <input type="checkbox"/> <input type="checkbox"/>	130.0#	2947	3271	3355	3456	3525	3661	3797	3988	4307	4645	4984	5664	260
	Wood Feet	MCNH60R/WFT/FC	<input type="checkbox"/> <input type="checkbox"/> <input type="checkbox"/>	<input type="checkbox"/> <input type="checkbox"/> <input type="checkbox"/>	<input type="checkbox"/> <input type="checkbox"/> <input type="checkbox"/>	<input type="checkbox"/> <input type="checkbox"/> <input type="checkbox"/>	<input type="checkbox"/> <input type="checkbox"/>		<input type="checkbox"/> <input type="checkbox"/> <input type="checkbox"/>	130.0#	3073	3397	3480	3582	3650	3786	3922	4114	4432	4770	5110	5789	260
	Aluminum Feet	MCNH60R/AFT/FC	<input type="checkbox"/> <input type="checkbox"/> <input type="checkbox"/>	<input type="checkbox"/> <input type="checkbox"/> <input type="checkbox"/>	<input type="checkbox"/> <input type="checkbox"/> <input type="checkbox"/>	<input type="checkbox"/> <input type="checkbox"/> <input type="checkbox"/>		<input type="checkbox"/> <input type="checkbox"/>	<input type="checkbox"/> <input type="checkbox"/> <input type="checkbox"/>	130.0#	3073	3397	3480	3582	3650	3786	3922	4114	4432	4770	5110	5789	260
MCN60																							
Corner RIGHT with 60” High-Back-Contrast																							

MB60

Booth, Two-Sided, 60" High-Back - Non-contrast

- Non-contrast C.O.M = 8.5 yds
- Gangers included to gang to other 60" High-Back models.
- Ganging to backless units or High-Back back to side ganging (specify kit separately)
- Does not gang with 32" Low-Back units
- Cannot be retrofitted to 48" model
- All base models have foot leveling capacity
- Removable seat design, debris clean-out location, and painted wood base to protect against liquids.
- Overall Dimensions:
 - W=48" D=52" H=60"
- Seat Dimensions:
 - D=19.375" H=18"

Indicate the following information on order form:

1. Quantity of each item.
2. Model number, including options. See "How To Build a Model Number".
3. Any special service required.

Note:

- The ☐ indicates that a choice is required.
- The absence of the ☐ indicates that no choice is required.
- Alpha-numeric characters in place of ☐ indicate that no other alternatives are available.

A Select basic model.

B Select non-contrast or fabric contrast 1.
Refer to [**ki.com/fabrics**](http://ki.com/fabrics)

C Select power option.

NP	- No power
WP	- With power

D Select power type.

DCP - Byrne Interlink®IQ System w/Mini-Tap® module OR jumper (Interlink®IQ Infeed to power Interlink®IQ Systems ordered separately)

RPT - Mini-Tap® power module w/3-prong plug; add \$307

E Select Mini-Iap® module w/3-prong plug location.

LFFP	- Left Front Facing Power
LRFP	- Left Rear Facing Power
RRFP	- Right Front Facing Power
RRFP	- Right Rear Facing Power

F Select Byrne Interlink® IQ System type.

DCJ	- Byrne Interlink®IQ System jumper only; add \$121
DSMOD	- Byrne Interlink®IQ System w/Mini-Tap® module

G Select Byrne Interlink® IQ System w/Mini-Tap® module quantity.

MOD1	- One Module; add \$396
MOD2	- Two Modules; add \$791
MOD3	- Three Modules; add \$1187
MOD4	- Four Modules; add \$1582

H	Select Byrne Interlink®IQ System w/Mini-Tap® module location(s).
LFPP	- Left Front Facing Power
LRFP	- Left Rear Facing Power
RFFP	- Right Front Facing Power
RRFP	- Right Rear Facing Power
LFLR	- Left Front, Left Rear Facing Power
LRFR	- Left Front, Right Front Facing Power
FLRR	- Left Front, Right Rear Facing Power
LRRF	- Left Rear, Right Front Facing Power
LRRR	- Left Rear, Right Rear Facing Power
RRRF	- Right Rear, Right Front Facing Power
LFLRRR	- Left Front, Left Rear, Right Rear Facing

Power
RFLRRR - Right Front, Left Rear, Right Rear Facing Power
LRFLLRRR - Left Front, Right Front, Left Rear, Right Rear Facing Power

1 Select power module color.

MPB	- Black power module
MPS	- Silver power module
MPW	- White power module

J Select wood feet finish.
Refer to the **Product Color Options** page in this price list.

K Select brushed aluminum feet finish.
Refer to the **Product Color Options** page in this price list.

L Select moisture barrier.

MB	- Moisture barrier
NMB	- No moisture barrier

See pricing column for moisture barrier upcharge.

For California Technical Bulletin 133 compliant models, a Product Modification Request is required. Contact Customer Service for details. .

Model	
MBH48	\$611
MBH60	\$646

The removable seat design of MyPlace™ High-Back units allows for ease of installation and clean out, as well as inspection of electrical components. MyPlace™ High-Back offers UL recognized power components and an ETL-Listed power system (Byrne Interlink® IQ). MyPlace™ Lounge is not a UL listed Office Furnishing.

With specially marked information N/C

Ships **partially assembled, FOB High Point, NC 27263, freight prepaid.** Freight class 250.

Specifications and prices are subject to change without prior notice.

[illegible]

Indicate the following information on order form:

1. Quantity of each item.
2. Model number, including options. See "How To Build a Model Number".
3. Any special service required.

Note:

- The ☐ indicates that a choice is required.
- The absence of the ☐ indicates that no choice is required.
- Alpha-numeric characters in place of ☐ indicate that no other alternatives are available.

A Select basic model.

B Select non-contrast or fabric contrast 1.
Refer to ki.com/fabrics

C Select fabric contrast 2.
Refer to ki.com/fabrics

D Select fabric contrast 3.
Refer to [**ki.com/fabrics**](http://ki.com/fabrics)

E Select power option.

NP	- No power
WP	- With power

F Select power type.

DCP	- Byrne Interlink® IQ System w/Mini-Tap® module OR jumper (Interlink® IQ Infeed to power Interlink® IQ Systems ordered separately)
RPT	- Mini-Tap® power module w/3-prong plug; add \$307

G Select Mini-Tap® module w/3-prong plug location.
LFFP - Left Front Facing Power

LRFP	- Left Rear Facing Power
RFFP	- Right Front Facing Power
RRFP	- Right Rear Facing Power

H Select Byrne Interlink®IQ System type.

DCJ	- Byrne Interlink®IQ System jumper only; add \$121
DSMOD	- Byrne Interlink®IQ System w/Mini-Tap® module

① Select Byrne Interlink®IQ System w/Mini-Tap® module quantity.

MOD1	- One Module; add \$396
MOD2	- Two Modules; add \$791
MOD3	- Three Modules; add \$1187
MOD4	- Four Modules; add \$1582

J Select Byrne Interlink® IQ System w/Mini-Tap® module location(s).

LFPP	- Left Front Facing Power
LRFP	- Left Rear Facing Power
RFFP	- Right Front Facing Power
RRFP	- Right Rear Facing Power
LFLR	- Left Front, Left Rear Facing Power
LRFR	- Left Front, Right Front Facing Power
LFRR	- Left Front, Right Rear Facing Power
LRRF	- Left Rear, Right Front Facing Power
RRRR	- Left Rear, Right Rear Facing Power

RRRF	- Right Rear, Right Front Facing Power
LFLRRR	- Left Front, Left Rear, Right Rear Facing Power
RFLRRR	- Right Front, Left Rear, Right Rear Facing Power
LFRLRRR	- Left Front, Right Front, Left Rear, Right Rear Facing Power

K Select power module color.

MPB	- Black power module
MPS	- Silver power module
MPW	- White power module

L Select wood feet finish.
Refer to the **Product Color Options** page in this price list.

M Select brushed aluminum feet finish.
Refer to the **Product Color Options** page in this price list.

N Select moisture barrier.

MB	- Moisture barrier
NMB	- No moisture barrier

See pricing column for moisture barrier upcharge.

For California Technical Bulletin 133 compliant models, a Product Modification Request is required. Contact Customer Service for details. .

Model	
MBH48	\$611
MBH60	\$646

The removable seat design of MyPlace™ High-Back units allows for ease of installation and clean-out, as well as inspection of electrical components. MyPlace™ High-Back offers UL recognized power components and an ETL-Listed power system (Byrne Interlink® IQ). MyPlace™ Lounge is not a UL listed Office Furnishing.

Special Carton Marking

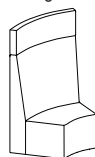
With specially marked information	N/C
-----------------------------------	-----

Shipping

Ships **partially assembled, FOB High Point, NC 27263, freight prepaid.** Freight class 250.

Specifications and prices are subject to change without prior notice.



		MODEL NUMBER																																																																																																																																																																																																																																																																																																																																																																																																																																																																																																																																																																																																																																																																																																																																																																																																																																																																																																																																																																																																																																																																																																																																																																																																																																																																																																																																																												
		Basic Model	Non-Cont or Fabric Cont 1	Pwr Opt	Pwr Type	MT Pwr Loc	IQ Pwr Type	IQ Mod Qty	IQ Pwr Loc	Power Color	Wd Feet Fin	Alum Feet Fin	Moist Barr																																																																																																																																																																																																																																																																																																																																																																																																																																																																																																																																																																																																																																																																																																																																																																																																																																																																																																																																																																																																																																																																																																																																																																																																																																																																																																																																																	
<div>concealed glides shown</div> <div></div>	Features																																																																																																																																																																																																																																																																																																																																																																																																																																																																																																																																																																																																																																																																																																																																																																																																																																																																																																																																																																																																																																																																																																																																																																																																																																																																																																																																																													

HOW TO ORDER

- Indicate the following information on order form:
- Quantity of each item.
 - Model number, including options. See “How To Build a Model Number”.
 - Any special service required.

Note:

- The ☐ indicates that a choice is required.
- The absence of the ☐ indicates that no choice is required.
- Alpha-numeric characters in place of ☐ indicate that no other alternatives are available.

HOW TO BUILD A MODEL NUMBER

- A**Select basic model.
- B**Select non-contrast or fabric contrast 1. Refer to [ki.com/fabrics](https://www.ki.com/fabrics)
- C**Select power option.
NP - No power
WP - With power
- D**Select power type.
DCP - Byrne Interlink®IQ System w/Mini-Tap® module OR jumper (Interlink®IQ Infeed to power Interlink®IQ Systems ordered seperately)
RPT - Mini-Tap® power module w/3-prong plug; add \$307
- E**Select Mini-Tap® module w/3-prong plug location.
LFFP - Left Front Facing Power
LRFP - Left Rear Facing Power
RFFP - Right Front Facing Power
RRFP - Right Rear Facing Power
- F**Select Byrne Interlink®IQ System type.

- DCJ** - Byrne Interlink®IQ System jumper only; add \$121
DSMOD - Byrne Interlink®IQ System w/Mini-Tap® module
- G**Select Byrne Interlink®IQ System w/Mini-Tap® module quantity.
MOD1 - One Module; add \$396
MOD2 - Two Modules; add \$791
MOD3 - Three Modules; add \$1187
MOD4 - Four Modules; add \$1582
- H**Select Byrne Interlink®IQ System w/Mini-Tap® module location(s).
LFFP - Left Front Facing Power
LRFP - Left Rear Facing Power
RFFP - Right Front Facing Power
RRFP - Right Rear Facing Power
LFLR - Left Front, Left Rear Facing Power
LFRF - Left Front, Right Front Facing Power
LFRR - Left Front, Right Rear Facing Power
LRRF - Left Rear, Right Front Facing Power
LRRR - Left Rear, Right Rear Facing Power
RRRF - Right Rear, Right Front Facing Power
LFLRRR - Left Front, Left Rear, Right Rear Facing

- Power
LFRFLR - Left Front, Right Front, Left Rear Facing Power
LFRFRR - Left Front, Right Front, Right Rear Facing Power
RFLRRR - Right Front, Left Rear, Right Rear Facing Power
LFRFLRRR - Left Front, Right Front, Left Rear, Right Rear Facing Power
- I**Select power module color.
MPB - Black power module
MPS - Silver power module
MPW - White power module
- J**Select wood feet finish.
Refer to the **Product Color Options** page in this price list.
- K**Select brushed aluminum feet finish.
Refer to the **Product Color Options** page in this price list.
- L**Select moisture barrier.
MB - Moisture barrier
NMB - No moisture barrier
See pricing column for moisture barrier upcharge.

INFORMATION

The removable seat design of MyPlace™ High-Back units allows for ease of installation and clean out, as well as inspection of electrical components. MyPlace™ High-Back offers UL recognized power components and an ETL-Listed power system (Byrne Interlink® IQ). MyPlace™ Lounge is not a UL listed Office Furnishing.

SPECIAL SERVICES

Special Carton Marking

With specially marked information N/C

Shipping
Ships **partially assembled, FOB High Point, NC 27263, freight prepaid**. Freight class 250.

Specifications and prices are subject to change without prior notice.

MC146

Inside Back, 45° Curve, 60" High-Back - Contrast

- 1 = Base (Contrast 1) C.O.M. = 1.25 yd
- 2 = Seat (Contrast 2) C.O.M. = .75 yd
- 3 = Back (Contrast 3) C.O.M. = 4 yd
- Gangers included to gang to other 60" High-Back models.
- Ganging to backless units or High-Back back to side ganging (specify kit separately)
- Does not gang with 32" Low-Back units
- Cannot be retrofitted to 48" model
- All base models have foot leveling capacity
- Removable seat design, debris clean-out location, and painted wood base to protect against liquids.

Overall Dimensions:

- W=41.5" D=26" H=60"

Seat Dimensions:

- D=18.5" H=18"
- Price is based off of highest grade base or back fabric. Exclude seat fabric when selecting highest grade contrasting fabric.

Indicate the following information on order form:

1. Quantity of each item.
2. Model number, including options. See "How To Build a Model Number".
3. Any special service required.

Note:

- The ☐ indicates that a choice is required.
- The absence of the ☐ indicates that no choice is required.
- Alpha-numeric characters in place of ☐ indicate that no other alternatives are available.

A Select basic model.

B Select non-contrast or fabric contrast 1.
Refer to [**ki.com/fabrics**](http://ki.com/fabrics)

C Select fabric contrast 2.
Refer to ki.com/fabrics

D Select fabric contrast 3.
Refer to ki.com/fabrics

E Select power option.

NP	- No power
WP	- With power

F Select power type.

DCP	- Byrne Interlink®IQ System w/Mini-Tap® module OR jumper (Interlink®IQ Infeed to power Interlink®IQ Systems ordered separately)
RPT	- Mini-Tap® power module w/3-prong plug; add \$307

G Select Byrne Mini-Tap® module w/3-prong plug location.

LFFP	- Left Front Facing Power
LRFP	- Left Rear Facing Power
RFFP	- Right Front Facing Power
RRFP	- Right Rear Facing Power

H Select Byrne Interlink®IQ System type.

DCJ \$121	- Byrne Interlink®IQ System jumper only; add
DSM01	- Byrne Interlink®IQ System w/Mini-Tap® module

1 Select Byrne Interlink® IQ System w/Mini-Tap® module quantity.

MOD1	- One Module; add \$396
MOD2	- Two Modules; add \$791
MOD3	- Three Modules; add \$1187
MOD4	- Four Modules; add \$1582

J Select Byrne Interlink® IQ System w/Mini-Tap® module location(s).

LFPP	- Left Front Facing Power
LRFP	- Left Rear Facing Power
RFPP	- Right Front Facing Power
RRFP	- Right Rear Facing Power
LFRL	- Left Front, Left Rear Facing Power
LRFR	- Left Front, Right Front Facing Power

LFRR	- Left Front, Right Rear Facing Power
LRFR	- Left Rear, Right Front Facing Power
RRRR	- Left Rear, Right Rear Facing Power
RRFR	- Right Rear, Right Front Facing Power
LFLRRR	- Left Front, Left Rear, Right Rear Facing Power
FLFRRL	- Left Front, Right Front, Left Rear Facing Power
LFRFRR	- Left Front, Right Front, Right Rear Facing Power
RFLRRR	- Right Front, Left Rear, Right Rear Facing Power
LFRFLRRR	- Left Front, Right Front, Left Rear, Right Rear Facing Power

K Select power module color.

MPB	- Black power module
MPS	- Silver power module
MPW	- White power module

L Select wood feet finish.
Refer to the **Product Color Options** page in this price list.

M Select brushed aluminum feet finish.
Refer to the **Product Color Options** page in this price list.

N Select moisture barrier.

MB	- Moisture barrier
NMB	- No moisture barrier

See pricing column for moisture barrier upcharge.

The removable seat design of MyPlace™ High-Back units allows for ease of installation and clean out, as well as inspection of electrical components. MyPlace™ High-Back offers UL recognized power components and an ETL-Listed power system (Byrne Interlink® IQ). MyPlace™ Lounge is not a UL listed Office Furnishing.

Special Carton Marking

With specially marked information N/C

Shipping

Ships partially assembled, FOB High Point, NC 27263, freight prepaid. Freight class 250.

Specifications and prices are subject to change without prior notice.

MC046

Outside Back, 45° Curve, 60" High-Back - Non-contrast

- Non-contrast C.O.M = 4.5 yds
- Gangers included to gang to other 60" High-Back models.
- Ganging to backless units or High-Back back to side ganging (specify kit separately)
- Does not gang with 32" Low-Back units
- Cannot be retrofitted to 48" model
- All base models have foot leveling capacity
- Removable seat design, debris clean-out location, and painted wood base to protect against liquids.

Overall Dimensions:

- W=41.5" D=26" H=60"

Seat Dimensions:

- D=18.5" H=18"

Indicate the following information on order form:

1. Quantity of each item.
2. Model number, including options. See "How To Build a Model Number".
3. Any special service required.

- The \square indicates that a choice is required.
- The absence of the \square indicates that no choice is required.
- Alpha-numeric characters in place of \square indicate that no other alternatives are available.

A Select basic model.

B Select non-contrast or fabric contrast 1.
Refer to ki.com/fabrics

C Select power option.

NP	- No power
WP	- With power

D Select power type.
DCP - Byrne Interlink®IQ System w/Mini-Tap® module OR jumper (Interlink®IQ Infeed to power Interlink®IQ Systems ordered seperately)
RPT - Mini-Tap® power module w/3-prong plug
 add \$307

E Select Mini-Tap® module w/3-prong plug location.

LFPP	- Left Front Facing Power
LRFP	- Left Rear Facing Power
RRFP	- Right Front Facing Power
RRFP	- Right Rear Facing Power

F Select Byrne Interlink®IQ System type.

DCJ	- Byrne Interlink®IQ System jumper only;
------------	--

DSMOD - Byrne Interlink®IQ System w/Mini-Tap® module

G Select Byrne Interlink® IQ System w/Mini-Tap® module quantity.

- | | |
|-------------|-----------------------------|
| MOD1 | - One Module; add \$396 |
| MOD2 | - Two Modules; add \$791 |
| MOD3 | - Three Modules; add \$1187 |
| MOD4 | - Four Modules; add \$1582 |

H Select Byrne Interlink® IQ System w/Mini-Tap® module location(s).

- | | |
|---------------|---|
| LFPP | - Left Front Facing Power |
| LRFP | - Left Rear Facing Power |
| RRFP | - Right Front Facing Power |
| RRFP | - Right Rear Facing Power |
| LFLR | - Left Front, Left Rear Facing Power |
| LRFR | - Left Front, Right Front Facing Power |
| LFRR | - Left Front, Right Rear Facing Power |
| LRFR | - Left Rear, Right Front Facing Power |
| LRRR | - Left Rear, Right Rear Facing Power |
| RRRR | - Right Rear, Right Front Facing Power |
| LFLRRR | - Left Front, Left Rear, Right Rear Facing Power |
| LRFLRL | - Left Front, Right Front, Left Rear Facing Power |

- LFRFR** - Left Front, Right Front, Right Rear Facing Power
RFLRR - Right Front, Left Rear, Right Rear Facing Power
LFRFLRR - Left Front, Right Front, Left Rear, Right Rear Facing Power

I Select power module color.

- | | |
|------------|-----------------------|
| MPB | - Black power module |
| MPS | - Silver power module |
| MPW | - White power module |

J Select wood feet finish.
Refer to the **Product Color Options** page in this price list.

K Select brushed aluminum feet finish.
Refer to the **Product Color Options** page in this price list.

L Select moisture barrier.

- MB** - Moisture barrier

NMB - No moisture barrier
See pricing column for moisture barrier upcharge.

The removable seat design of MyPlace™ High-Back units allows for ease of installation and clean-out, as well as inspection of electrical components. MyPlace™ High-Back offers UL recognized power components and an ETL-Listed power system (Byrne Interlink® IQ). MyPlace™ Lounge is not a UL listed Office Furnishing.

Special Carton Marking

With specially marked information N/C

Shipping

Ships **partially assembled, FOB High Point, NC 27263, freight prepaid.** Freight class 250.

Specifications and prices are subject to change without prior notice.



		MODEL NUMBER																												
		Basic Model	Non-Cont or Fabric Cont 1	Fab Con 2	Fab Con 3	Pwr Opt	Pwr Type	MT Pwr Loc	IQ Pwr Type	IQ Mod Qty	IQ Pwr Loc	Power Color	Wd Feet Fin	Alum Feet Fin	Moist Barr															
<div>concealed glides shown</div> <div><div><div>3</div><div>2</div><div>1</div></div><div><div><div></div><div></div><div></div></div></div></div>	Concealed Glides	MCOH46/CGL/FC	<input type="checkbox"/>	<input type="checkbox"/>	<input type="checkbox"/>	<input type="checkbox"/>	<input type="checkbox"/>	<input type="checkbox"/>	<input type="checkbox"/>	<input type="checkbox"/>	<input type="checkbox"/>	<input type="checkbox"/>			<input type="checkbox"/>															
	Poly Feet	MCOH46/PFT/FC	<input type="checkbox"/>	<input type="checkbox"/>	<input type="checkbox"/>	<input type="checkbox"/>	<input type="checkbox"/>	<input type="checkbox"/>	<input type="checkbox"/>	<input type="checkbox"/>	<input type="checkbox"/>	<input type="checkbox"/>			<input type="checkbox"/>															
	Wood Feet	MCOH46/WFT/FC	<input type="checkbox"/>	<input type="checkbox"/>	<input type="checkbox"/>	<input type="checkbox"/>	<input type="checkbox"/>	<input type="checkbox"/>	<input type="checkbox"/>	<input type="checkbox"/>	<input type="checkbox"/>	<input type="checkbox"/>	<input type="checkbox"/>	<input type="checkbox"/>		<input type="checkbox"/>														
	Aluminum Feet	MCOH46/AFT/FC	<input type="checkbox"/>	<input type="checkbox"/>	<input type="checkbox"/>	<input type="checkbox"/>	<input type="checkbox"/>	<input type="checkbox"/>	<input type="checkbox"/>	<input type="checkbox"/>	<input type="checkbox"/>	<input type="checkbox"/>		<input type="checkbox"/>	<input type="checkbox"/>															
<div>MCO46</div> <div>Outside Back, 45° Curve, 60” High-Back - Contrast</div> <div><ul style="list-style-type: none">• 1 = Base (Contrast 1) C.O.M. = 2 yd• 2 = Seat (Contrast 2) C.O.M. = .75 yd• 3 = Back (Contrast 3) C.O.M. = 2.75 yd• Gangers included to gang to other 60” High-Back models.• Ganging to backless units or High-Back back to side ganging (specify kit separately)• Does not gang with 32” Low-Back units• Cannot be retrofitted to 48” model• All base models have foot leveling capacity• Removable seat design, debris clean-out location, and painted wood base to protect against liquids.</div> <div>Overall Dimensions:<ul style="list-style-type: none">• W=41.5” D=26” H=60”Seat Dimensions:<ul style="list-style-type: none">• D=18.5” H=18”• Price is based off of highest grade base or back fabric. Exclude seat fabric when selecting highest grade contrasting fabric.</div>																														

MC166

Inside Back, 60° Curve, 60" High-Back
- Non-contrast

- Non-contrast C.O.M = 7 yds
- Gangers included to gang to other 60" high-back models.
- Ganging to backless units or high-back back to side ganging (specify kit separately)
- Does not gang with 32" low-back units
- Cannot be retrofitted to 48" model
- All base models have foot leveling capacity
- Removable seat design, debris clean-out location, and painted wood base to protect against liquids.

Overall Dimensions:

- W=54" D=26" H=60"

Seat Dimensions:

- D=18.5" H=18"

Indicate the following information on order form:

1. Quantity of each item.
2. Model number, including options. See "How To Build a Model Number".
3. Any special service required.

- The ☐ indicates that a choice is required.
- The absence of the ☐ indicates that no choice is required.
- Alpha-numeric characters in place of ☐ indicate that no other alternatives are available.

A Select basic model.

B Select non-contrast or fabric contrast 1.
Refer to [**ki.com/fabrics**](http://ki.com/fabrics)

C Select power option.

NP	- No power
WP	- With power

D Select power type.

DCP — Byrne Interlink®IQ System w/Mini-Tap® module OR jumper (Interlink®IQ Infeed to power Interlink®IQ Systems ordered seperately)

RPT — Mini-Tap® power module w/3-prong plug; add \$307

E Select Mini-Tap® module w/3-prong plug location.

LFPP	- Left Front Facing Power
LRFP	- Left Rear Facing Power
RRFP	- Right Front Facing Power
RRFP	- Right Rear Facing Power

F Select Byrne Interlink® IQ System type.

DCJ	- Byrne Interlink®IQ System jumper only; add \$121
DSMOD	- Byrne Interlink®IQ System w/Mini-Tap® module

G Select Byrne Interlink®IQ System w/Mini-Tap® module quantity.

MOD1	- One Module; add \$396
MOD2	- Two Modules; add \$791
MOD3	- Three Modules; add \$1187
MOD4	- Four Modules; add \$1582

HSelect Byrne Interlink® IQ System w/Mini-Tap® module location(s).

LFFP	- Left Front Facing Power
LRFP	- Left Rear Facing Power
RFFP	- Right Front Facing Power
RRFP	- Right Rear Facing Power
LFLR	- Left Front, Left Rear Facing Power
LFRF	- Left Front, Right Front Facing Power
LRFR	- Left Front, Right Rear Facing Power
LRRF	- Left Rear, Right Front Facing Power
LRRR	- Left Rear, Right Rear Facing Power
RRRF	- Right Rear, Right Front Facing Power
LFLRRR	- Left Front, Left Rear, Right Rear Facing Power
LRFLRL	- Left Front, Right Front, Left Rear Facing Power
LRFRFR	- Left Front, Right Front, Right Rear Facing Power
RFLRRR	- Right Front, Left Rear, Right Rear Facing Power

LFRFLRRR - Left Front, Right Front, Left Rear, Right Rear Facing Power

1 Select power module color.

MPB	- Black power module
MPS	- Silver power module
MPW	- White power module

J Select wood feet finish.
Refer to the **Product Color Options** page in this price list.

K Select brushed aluminum feet finish.
Refer to the **Product Color Options** page in this price list.

L Select moisture barrier.

MB	- Moisture barrier
NMB	- No moisture barrier

See pricing column for moisture barrier upcharge.

The removable seat design of MyPlace™ High-Back units allows for ease of installation and clean-out, as well as inspection of electrical components. MyPlace™ High-Back offers UL recognized power components and an ETL-Listed power system (Byrne Interlink® IQ). MyPlace™ Lounge is not a UL listed Office Furnishing.

Special Carton Marking

With specially marked information N/C

Shipping

Ships **partially assembled, FOB High Point, NC 27263, freight prepaid.** Freight class 250.

Specifications and prices are subject to change without prior notice.

MC166

Inside Back, 60° Curve, 60" High-Back
- Contrast

- 1 = Base (Contrast 1) C.O.M. = 2 yd
- 2 = Seat (Contrast 2) C.O.M. = 1 yd
- 3 = Back (Contrast 3) C.O.M. = 6.75 yd
- Gangers included to gang to other 60" High-Back models.
- Ganging to backless units or High-Back back to side ganging (specify kit separately)
- Does not gang with 32" Low-Back units
- Cannot be retrofitted to 48" model
- All base models have foot leveling capacity
- Removable seat design, debris clean-out location, and painted wood base to protect against liquids.

Overall Dimensions:

• W=54" D=26" H=60"

Seat Dimensions:

- D=18.5" H=18"
- Price is based off of highest grade base or back fabric. Exclude seat fabric when selecting highest grade contrasting fabric.

Indicate the following information on order form:

1. Quantity of each item.
2. Model number, including options. See "How To Build a Model Number".
3. Any special service required.

- The absence of the ☐ indicates that no choice is required.
- Alpha-numeric characters in place of ☐ indicate that no other alternatives are available.

A Select basic model.

B Select non-contrast or fabric contrast 1.
Refer to [**ki.com/fabrics**](http://ki.com/fabrics)

D Select fabric contrast 3.
Refer to ki.com/fabrics

F Select power type.

DCP	- Byrne Interlink®IQ System w/Mini-Tap® module OR jumper (Interlink®IQ Infeed to power Interlink®IQ Systems ordered separately)
RPT	- Mini-Tap® power module w/3-prong plug; add \$307

LRFP	- Left Rear Facing Power
RFFP	- Right Front Facing Power
RRFP	- Right Rear Facing Power

H Select Byrne Interlink®IQ System type.

DCJ	- Byrne Interlink®IQ System jumper only; add \$121
DSMOD	- Byrne Interlink®IQ System w/Mini-Tap® module

MOD1	- One Module; add \$396
MOD2	- Two Modules; add \$791
MOD3	- Three Modules; add \$1187
MOD4	- Four Modules; add \$1582

LFPP	- Left Front Facing Power
LRFP	- Left Rear Facing Power
RRFP	- Right Front Facing Power
RRFP	- Right Rear Facing Power
LFLR	- Left Front, Left Rear Facing Power
LFRR	- Left Front, Right Front Facing Power
LFRR	- Left Front, Right Rear Facing Power

LRRF	- Left Rear, Right Front Facing Power
LRFR	- Left Rear, Right Rear Facing Power
RRRF	- Right Rear, Right Front Facing Power
LFLRRR	- Left Front, Left Rear, Right Rear Facing Power
LFRFLR	- Left Front, Right Front, Left Rear Facing Power
FLRFRF	- Left Front, Right Front, Right Rear Facing Power
RFLRRR	- Right Front, Left Rear, Right Rear Facing Power
LFRFLRRR	- Left Front, Right Front, Left Rear, Right Rear Facing Power

K Select power module color.

MPB	- Black power module
MPS	- Silver power module
MPW	- White power module

M Select brushed aluminum feet finish.
Refer to the **Product Color Options** page in this price list.

N Select moisture barrier.

MB	- Moisture barrier
NMB	- No moisture barrier

See pricing column for moisture barrier upcharge.

The removable seat design of MyPlace™ High-Back units allows for ease of installation and clean out, as well as inspection of electrical components. MyPlace™ High-Back offers UL recognized power components and an ETL-Listed power system (Byrne Interlink® IQ). MyPlace™ Lounge is not a UL listed Office Furnishing.

With specially marked information N/C

Shipping
Ships **partially assembled, FOB High Point, NC 27263, freight prepaid.** Freight class 250.

Specifications and prices are subject to change without prior notice.

MC066

Outside Back, 60° Curve, 60" High-Back - Non-contrast

- Non-contrast C.O.M = 5.5 yds
- Gangers included to gang to other 60" High-Back models.
- Ganging to backless units or High-Back back to side ganging (specify kit separately)
- Does not gang with 32" Low-Back units
- Cannot be retrofitted to 48" model
- All base models have foot leveling capacity
- Removable seat design, debris clean-out location, and painted wood base to protect against liquids.

Overall Dimensions:

- W=54" D=26" H=60"

Seat Dimensions:

- D=18.5" H=18"

Indicate the following information on order form:

1. Quantity of each item.
2. Model number, including options. See "How To Build a Model Number".
3. Any special service required.

Note:

- The ☐ indicates that a choice is required.
- The absence of the ☐ indicates that no choice is required.
- Alpha-numeric characters in place of ☐ indicate that no other alternatives are available.

A Select basic model.

B Select non-contrast or fabric contrast 1.
Refer to ki.com/fabrics

C Select power option.

NP	- No power
WP	- With power

D Select power type.

DCP	- Byrne Interlink®IQ System w/Mini-Tap® module OR jumper (Interlink®IQ Infeed to power Interlink®IQ Systems ordered separately)
RPT	- Mini-Tap® power module w/3-prong plug; add \$307

E Select Mini-Tap® module w/3-prong plug location.

LFFP	- Left Front Facing Power
LRFP	- Left Rear Facing Power
RFFP	- Right Front Facing Power
RRFP	- Right Rear Facing Power

F Select Byrne Interlink®IQ System type.

DCJ	- Byrne Interlink®IQ System jumper only; add \$121
DSMOD	- Byrne Interlink®IQ System w/Mini-Tap® module

G Select Byrne Interlink®IQ System w/Mini-Tap® module quantity.

MOD1	- One Module; add \$396
MOD2	- Two Modules; add \$791
MOD3	- Three Modules; add \$1187
MOD4	- Four Modules; add \$1582

H	Select Byrne Interlink®IQ System w/Mini-Tap® module location(s).
LFPP	- Left Front Facing Power
LRFP	- Left Rear Facing Power
RFFP	- Right Front Facing Power
RRFP	- Right Rear Facing Power
LFLR	- Left Front, Left Rear Facing Power
LRFR	- Left Front, Right Front Facing Power
LFRR	- Left Front, Right Rear Facing Power
LRRF	- Left Rear, Right Front Facing Power
LRRR	- Left Rear, Right Rear Facing Power
RRRF	- Right Rear, Right Front Facing Power
LFLRRR	- Left Front, Left Rear, Right Rear Facing

Power

LFRLR	- Left Front, Right Front, Left Rear Facing Power
LFRFR	- Left Front, Right Front, Right Rear Facing Power
RFLRR	- Right Front, Left Rear, Right Rear Facing Power
LFRLRR	- Left Front, Right Front, Left Rear, Right Rear Facing Power

1 Select power module color.

MPB	- Black power module
MPS	- Silver power module
MPW	- White power module

J Select wood feet finish.
Refer to the **Product Color Options** page in this price list.

K Select brushed aluminum feet finish.
Refer to the **Product Color Options** page in this price list.

L Select moisture barrier.

MB	- Moisture barrier
NMB	- No moisture barrier

See pricing column for moisture barrier upcharge.

The removable seat design of MyPlace™ High-Back units allows for ease of installation and clean-out, as well as inspection of electrical components. MyPlace™ High-Back offers UL recognized power components and an ETL-Listed power system (Byrne Interlink® IQ). MyPlace™ Lounge is not a UL listed Office Furnishing.

With specially marked information N/C

Shipping
Ships **partially assembled, FOB High Point, NC 27263, freight prepaid.** Freight class 250.

Specifications and prices are subject to change without prior notice.

[illegible]

HOW TO ORDER

Indicate the following information on order form:

1. Quantity of each item.
2. Model number, including options. See "How To Build a Model Number".
3. Any special service required.

Note:

- The ☐ indicates that a choice is required.
- The absence of the ☐ indicates that no choice is required.
- Alpha-numeric characters in place of ☐ indicate that no other alternatives are available.

HOW TO BUILD A MODEL NUMBER

- A** Select basic model.
- B** Select non-contrast or fabric contrast 1.
Refer to [ki.com/fabrics](#)
- C** Select fabric contrast 2.
Refer to [ki.com/fabrics](#)
- D** Select fabric contrast 3.
Refer to [ki.com/fabrics](#)
- E** Select power option.
- | | |
|-----------|--------------|
| NP | - No power |
| WP | - With power |
-
- F** Select power type.
- | | |
|-------------|---|
| DCCP | - Byrne Interlink®IQ System w/Mini-Tap® module OR jumper (Interlink®IQ Infeed to power Interlink®IQ Systems ordered separately) |
| RPT | - Mini-Tap® power module w/3-prong plug; add \$307 |
- G** Select Mini-Tap® module w/3-prong plug location.

LFRF	- Left Front Facing Power
LRFP	- Left Rear Facing Power
RFRF	- Right Front Facing Power
RRFP	- Right Rear Facing Power

select Byrne Interlink®IQ System type.

DCJ	- Byrne Interlink®IQ System jumper only; add \$121
DSMOD	- Byrne Interlink®IQ System w/Mini-Tap® module

select Byrne Interlink®IQ System w/Mini-Tap® module quantity.

MOD1	- One Module; add \$396
MOD2	- Two Modules; add \$791
MOD3	- Three Modules; add \$1187
MOD4	- Four Modules; add \$1582

select Byrne Interlink®IQ System w/Mini-Tap® module location(s).

LFRF	- Left Front Facing Power
LRFP	- Left Rear Facing Power
RFRF	- Right Front Facing Power
RRFP	- Right Rear Facing Power
LFLR	- Left Front, Left Rear Facing Power
LRFR	- Left Front, Right Front Facing Power
LFRR	- Left Front, Right Rear Facing Power
LRFR	- Left Rear, Right Front Facing Power

LRRR	- Left Rear, Right Rear Facing Power
RRFR	- Right Rear, Right Front Facing Power
FLRRRR	- Left Front, Left Rear, Right Rear Facing Power
LFRFLR	- Left Front, Right Front, Left Rear Facing Power
LFRFRR	- Left Front, Right Front, Right Rear Facing Power
RFLRRR	- Right Front, Left Rear, Right Rear Facing Power
LFRFLRRR	- Left Front, Right Front, Left Rear, Right Rear Facing Power

elect power module color.

MPB	- Black power module
MPS	- Silver power module
MPW	- White power module

elect wood feet finish.

refer to the **Product Color Options** page in this price list.

elect brushed aluminum feet finish.

refer to the **Product Color Options** page in this price list.

elect moisture barrier.

MB	- Moisture barrier
NMB	- No moisture barrier

ee pricing column for moisture barrier upcharge.

INFORMATION

The removable seat design of MyPlace™ High-Back units allows for ease of installation and clean out, as well as inspection of electrical components. MyPlace™ High-Back offers UL recognized power components and an ETL-Listed power system (Byrne Interlink® IQ). MyPlace™ Lounge is not a UL listed Office Furnishing.

SPECIAL SERVICES

Special Carton Marking

With specially marked information N/C

Shipping

Ships partially assembled, FOB High Point, NC 27263, freight prepaid. Freight class 250.

Specifications and prices are subject to change without prior notice.

MC196

Inside Back, 90° Curve, 60" High-Back - Non-contrast

- Non-contrast C.O.M = 10.5 yds
- Gangers included to gang to other 60" High-Back models.
- Ganging to backless units or High-Back back to side ganging (specify kit separately)
- Does not gang with 32" Low-Back units
- If Byrne Interlink®IQ Power is specified, an additional jumper is always included due to product size, impacting total count for one-infeed. See Planning Guide for more information.
- All base models have foot leveling capacity
- Removable seat design, debris clean-out location, and painted wood base to protect against liquids.
- Overall Dimensions:
 - W=76.5" D=26" H=60"

Seat Dimensions:

- D=18.5" H=18"

A B C D E F G H I J K L

Indicate the following information on order form:

1. Quantity of each item.
2. Model number, including options. See "How To Build a Model Number".
3. Any special service required.

Note:

- The ☐ indicates that a choice is required.
- The absence of the ☐ indicates that no choice is required.
- Alpha-numeric characters in place of ☐ indicate that no other alternatives are available.

A Select basic model.

B Select non-contrast or fabric contrast 1.
Refer to ki.com/fabrics

C Select power option.

NP	- No power
WP	- With power

D Select power type.

DCP - Byrne Interlink®IQ System w/Mini-Tap® module
OR jumper (Interlink®IQ Infeed to power Interlink®IQ
Systems ordered separately)

RPT - Mini-Tap® power module w/3-prong plug; add
\$307

E Select Mini-Tap® module w/3-prong plug location.

LFFP	- Left Front Facing Power
LRFP	- Left Rear Facing Power
RFFP	- Right Front Facing Power
RRFP	- Right Rear Facing Power

F Select Byrne Interlink®IQ System type.

DCJ	- Byrne Interlink®IQ System jumper only; add \$179
------------	--

Ⓒ Select Byrne Interlink® IQ System w/Mini-Tap® Module quantity.

MOD1	- One Module; add \$485
MOD2	- Two Modules; add \$881
MOD3	- Three Modules; add \$1275
MOD4	- Four Modules; add \$1671

LFPP	- Left Front Facing Power
LRFP	- Left Rear Facing Power
RFFP	- Right Front Facing Power
RRFP	- Right Rear Facing Power
LFLR	- Left Front, Left Rear Facing Power
LFRR	- Left Front, Right Front Facing Power
LRFR	- Left Rear, Right Front Facing Power
LRRR	- Left Rear, Right Rear Facing Power
RRFR	- Right Rear, Right Front Facing Power
LFLRRR	- Left Front, Left Rear, Right Rear Facing Power
LFRRFL	- Left Front, Right Front, Left Rear Facing Power
FLRRFR	- Left Front, Right Front, Right Rear Facing Power
RFLRRR	- Right Front, Left Rear, Right Rear Facing Power
LFRRFLRRR	- Left Front, Right Front, Left Rear, Right Rear Facing Power

MPB	- Black power module
MPS	- Silver power module
MPW	- White power module

Refer to the **Product Color Options** page in this price list.

Refer to the **Product Color Options** page in this price list.

MB	- Moisture barrier
NMB	- No moisture barrier

See pricing column for moisture barrier upcharge.

The removable seat design of MyPlace™ High-Back units allows for ease of installation and clean out, as well as inspection of electrical components. MyPlace™ High-Back offers UL recognized power components and an ETL-Listed power system (Byrne Interlink® IQ). MyPlace™ Lounge is not a UL listed Office Furnishing.

With specially marked information N/C

Shipping
Ships **partially assembled, FOB High Point, NC 27263, freight prepaid.** Freight class 250.

Specifications and prices are subject to change without prior notice.

HOW TO ORDER

- The ☐ indicates that a choice is required.
- The absence of the ☐ indicates that no choice is required.
- Alpha-numeric characters in place of ☐ indicate that no other alternatives are available.

HOW TO BUILD A MODEL NUMBER

- | | |
|--|--|
| LRFP | - Left Rear Facing Power |
| RFRF | - Right Front Facing Power |
| RRFP | - Right Rear Facing Power |
| Select Byrne Interlink®IQ System type. | |
| DCJ | - Byrne Interlink®IQ System jumper only; add \$179 |
| DSMOD | - Byrne Interlink®IQ System w/Mini-Tap® module |
| Select Byrne Interlink®IQ System w/Mini-Tap® module quantity | |
| MOD1 | - One Module; add \$485 |
| MOD2 | - Two Modules; add \$881 |
| MOD3 | - Three Modules; add \$1275 |
| MOD4 | - Four Modules; add \$1671 |
| Select Byrne Interlink®IQ System w/Mini-Tap® module quantity(s). | |
| LFPP | - Left Front Facing Power |
| LRFP | - Left Rear Facing Power |
| RFRF | - Right Front Facing Power |
| RRFP | - Right Rear Facing Power |
| LFLR | - Left Front, Left Rear Facing Power |
| LFRF | - Left Front, Right Front Facing Power |
| LFRR | - Left Front, Right Rear Facing Power |
| LRRF | - Left Rear, Right Front Facing Power |
| LRRR | - Left Rear, Right Rear Facing Power |

- | | |
|----------------|---|
| RRRF | - Right Rear, Right Front Facing Power |
| LFLRRR | - Left Front, Left Rear, Right Rear Facing Power |
| LFRLFR | - Left Front, Right Front, Left Rear Facing Power |
| LFRFRR | - Left Front, Right Front, Right Rear Facing Power |
| RFLRRR | - Right Front, Left Rear, Right Rear Facing Power |
| LFRLRRR | - Left Front, Right Front, Left Rear, Right Rear Facing Power |
- Select power module color.
- | | |
|------------|-----------------------|
| MPB | - Black power module |
| MPS | - Silver power module |
| MPW | - White power module |
- Select wood feet finish.
- Refer to the **Product Color Options** page in this price list.
- Select brushed aluminum feet finish.
- Refer to the **Product Color Options** page in this price list.
- Select moisture barrier.
- | | |
|------------|-----------------------|
| MB | - Moisture barrier |
| NMB | - No moisture barrier |
- See pricing column for moisture barrier upcharge.

INFORMATION

The removable seat design of MyPlace™ High-Back units allows for ease of installation and clean-out, as well as inspection of electrical components. MyPlace™ High-Back offers UL recognized power components and an ETL-Listed power system (Byrne Interlink® IQ). MyPlace™ Lounge is not a UL listed Office Furnishing.

SPECIAL SERVICES

Special Carton Marking

With specially marked information N/C

Shipping

Ships **partially assembled, FOB High Point, NC 27263, freight prepaid.** Freight class 250.

Specifications and prices are subject to change without prior notice.

MC096

Outside Back, 90° Curve, 60" High-Back - Non-contrast

- Non-contrast C.O.M = 7.5 yds
- Gangers included to gang to other 60" High-Back models.
- Ganging to backless units or High-Back back to side ganging (specify kit separately)
- Does not gang with 32" Low-Back units
- Cannot be retrofitted to 48" model
- If Byrne Interlink®IQ Power is specified, an additional jumper is always included due to product size, impacting total count for one-infed. See Planning Guide for more information.
- All base models have foot leveling capability
- Removable seat design, debris clean-out location, and painted wood base to protect against liquids.
- Overall Dimensions:
 - W=76.5" D=26" H=60"

Seat Dimensions:

- D=18.5" H=18"

A B C D E F G H I J K L

Indicate the following information on order form:

1. Quantity of each item.
2. Model number, including options. See "How To Build a Model Number".
3. Any special service required.

Note:

- The ☐ indicates that a choice is required.
- The absence of the ☐ indicates that no choice is required.
- Alpha-numeric characters in place of ☐ indicate that no other alternatives are available.

A Select basic model.

B Select non-contrast or fabric contrast 1.
Refer to ki.com/fabrics

C Select power option.

NP	- No power
WP	- With power

D Select power type.

DCP	- Byrne Interlink®IQ System w/Mini-Tap® module OR jumper (Interlink®IQ Infeed to power Interlink®IQ Systems ordered separately)
RPT	- Mini-Tap® power module w/3-prong plug; add \$307

E Select Byrne Interlink®IQ System w/Mini-Tap® module location(s).

LFPP	- Left Front Facing Power
LRFP	- Left Rear Facing Power
RRFP	- Right Front Facing Power
RFRP	- Right Rear Facing Power

DCJ	- Byrne Interlink®IQ System jumper only; add \$179
DSMOD	- Byrne Interlink®IQ System w/Mini-Tap® module

MOD1	- One Module; add \$485
MOD2	- Two Modules; add \$881
MOD3	- Three Modules; add \$1275
MOD4	- Four Modules; add \$1671

LFFP	- Left Front Facing Power
LRFP	- Left Rear Facing Power
RFFP	- Right Front Facing Power
RRFP	- Right Rear Facing Power
LFLR	- Left Front, Left Rear Facing Power
LRFR	- Left Front, Right Rear Facing Power
LFRR	- Left Front, Right Rear Facing Power
LRRF	- Left Rear, Right Front Facing Power
RRRR	- Left Rear, Right Rear Facing Power
RRRF	- Right Rear, Right Front Facing Power

LFLRRR	- Left Front, Left Rear, Right Rear Facing Power
LFRFLR	- Left Front, Right Front, Left Rear Facing Power
FLRFLR	- Left Front, Right Front, Right Rear Facing Power
RFLRRR	- Right Front, Left Rear, Right Rear Facing Power
LFRFLRRR	- Left Front, Right Front, Left Rear, Right Rear Facing Power

elect power module color.

MPB	- Black power module
MPS	- Silver power module
MPW	- White power module

elect wood feet finish.

refer to the **Product Color Options** page in this price list.

elect brushed aluminum feet finish.

refer to the **Product Color Options** page in this price list.

elect moisture barrier.

MB	- Moisture barrier
NMB	- No moisture barrier

ee pricing column for moisture barrier upcharge.

The removable seat design of MyPlace™ High-Back units allows for ease of installation and clean out, as well as inspection of electrical components. MyPlace™ High-Back offers UL recognized power components and an ETL-Listed power system (Byrne Interlink® IQ). MyPlace™ Lounge is not a UL listed Office Furnishing.

With specially marked information N/C

Ships **partially assembled, FOB High Point, NC 27263, freight prepaid.** Freight class 250.

Specifications and prices are subject to change without prior notice.

HOW TO ORDER

- The ☐ indicates that a choice is required.
- The absence of the ☐ indicates that no choice is required.
- Alpha-numeric characters in place of ☐ indicate that no other alternatives are available.

HOW TO BUILD A MODEL NUMBER

- | | |
|-------------|----------------------------|
| LRFP | - Left Rear Facing Power |
| RFFP | - Right Front Facing Power |
| RRFP | - Right Rear Facing Power |

- 1** Select Byrne Interlink® IQ System w/Mini-Tap® module quantity.

- J** Select Byrne Interlink® IQ System w/Mini-Tap® module location(s).

- | | |
|-------------|--|
| LFPP | - Left Front Facing Power |
| LRFP | - Left Rear Facing Power |
| RFPP | - Right Front Facing Power |
| RRFP | - Right Rear Facing Power |
| LFRL | - Left Front, Left Rear Facing Power |
| LRFR | - Left Front, Right Front Facing Power |
| LFRR | - Left Front, Right Rear Facing Power |
| LRFR | - Left Rear, Right Front Facing Power |

- | | |
|-----------------|---|
| LRAR | - Left Rear, Right Rear Facing Power |
| RRAR | - Right Rear, Right Front Facing Power |
| LFLRAR | - Left Front, Left Rear, Right Rear Facing Power |
| LFRLAR | - Left Front, Right Front, Left Rear Facing Power |
| RFLRAR | - Left Front, Right Front, Right Rear Facing Power |
| RFLRRR | - Right Front, Left Rear, Right Rear Facing Power |
| LRFLLRAR | - Left Front, Right Front, Left Rear, Right Rear Facing Power |

- K** Select power module color.

- | | |
|------------|-----------------------|
| MPB | - Black power module |
| MPS | - Silver power module |
| MPW | - White power module |

- L** Select wood feet finish.
Refer to the **Product Color Options** page in this price list.

- M** Select brushed aluminum feet finish.
Refer to the **Product Color Options** page in this price list.

- N** Select moisture barrier.
- | | |
|------------|-----------------------|
| MB | - Moisture barrier |
| NMB | - No moisture barrier |
- See pricing column for moisture barrier upcharge.

INFORMATION

The removable seat design of MyPlace™ High-Back units allows for ease of installation and clean out, as well as inspection of electrical components. MyPlace™ High-Back offers UL recognized power components and an ETL-Listed power system (Byrne Interlink® IQ). MyPlace™ Lounge is not a UL listed Office Furnishing.

SPECIAL SERVICES

Special Carton Marking

With specially marked information N/C

Shipping

Ships **partially assembled, FOB High Point, NC 27263, freight prepaid.** Freight class 250.

Specifications and prices are subject to change without prior notice.



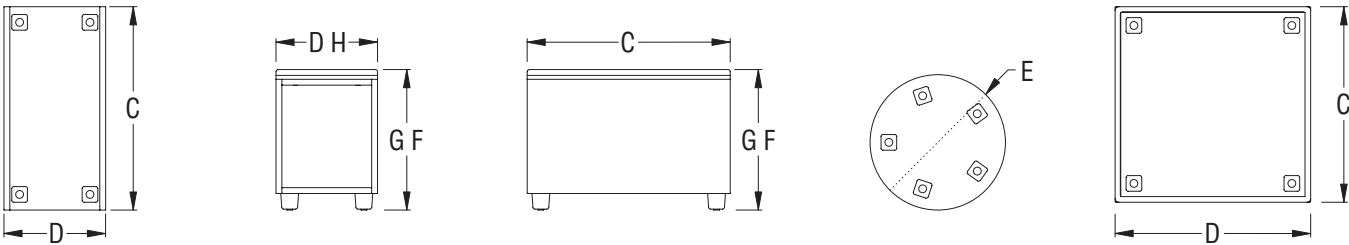
Occasional & Inline Tables






Tabletops

Tabletops are made up of a high-pressure laminate surface that is glued to a 45 lb density particleboard core. The underside of the top and core is a 1/32” phenolic backer laminated for balanced construction and to help prevent moisture absorption in the core material. A 74P flat polymer edge band is offered in select KI colors (see color addendum). The finished tabletop thickness is 1 1/4”.


Inline Table Construction

Tables are constructed using 3/4” thick medium-density fiberboard core, high-pressure laminate facing on visible surfaces, phenolic backing sheet on non-visible surfaces and 2 mm polypropylene (73P) edge banding. Each table includes a centrally located divider panel. Panels are secured together using dowels, wood screws and glued joints. Inline tables can be ganged together with other inline tables or with MyPlace lounge pieces having consistent base styles (feet or glides).



Occasional & Inline Table Overall Dimension									
Model		A (Back Depth)	B (Seat Depth)	C (Overall Depth)	D (Overall Width)	E (Diameter)	F (Overall Height)	G (Seat Height)	H (Seat Width)
	MPT18R					18"	18"	18"	
	MPT26R					26"	18"	18"	
	MPTSQR		26"	26"	26"		18"	18"	
	MYPTED			26"	13"		18"		
	MPTEDP		26"	26"	13"		18"	18"	13"



		MODEL NUMBER																													
		Basic Model	Non-Contrast or Fabric Contrast 1	Wood Feet Finish	Laminate Color	Edge Color (74P)	Alum-inum Feet Finish	Moisture Barrier	Approx. Packaged Weight	Grade C.O.M.	Grade C	Grade D	Grade E & C.O.L.	Grade F	Grade G	Grade H	Grade I	Grade J	Grade K	Grade L Leather	Grade M Leather	Moisture Barrier add to list price	Laminate Grade 2 add to list price	Laminate Grade 3 add to list price							
<div>concealed glides shown</div> <div></div>	Concealed Glide, Non-contrast	MPT18R/CGL/NC	□□□□		□□□	□□□		□□□	31.0#	\$ 844	\$ 904	\$ 919	\$ 938	\$ 950	\$ 976	\$ 1000	\$ 1030	\$ 1094	\$ 1154	\$ 1216	\$ 1341	\$ 123	\$ 18	\$ 115							
	Poly Feet, Non-contrast	MPT18R/PFT/NC	□□□□		□□□	□□□		□□□	31.0#	844	904	919	938	950	976	1000	1030	1094	1154	1216	1341	123	18	115							
	Wood Feet, Non-contrast	MPT18R/WFT/NC	□□□□	□□□	□□□	□□□		□□□	31.0#	973	1031	1047	1068	1079	1103	1128	1158	1222	1284	1344	1469	123	18	115							
	Casters, Non-contrast	MPT18R/CST/NC	□□□□		□□□	□□□		□□□	31.0#	844	904	919	938	950	976	1000	1030	1094	1154	1216	1341	123	18	115							
	Aluminum Feet, Non-contast	MPT18R/AFT/NC	□□□□		□□□	□□□	□□	□□□	31.0#	973	1031	1047	1068	1079	1103	1128	1158	1222	1284	1344	1469	123	18	115							

HOW TO ORDER

- Indicate the following information on order form:
- Quantity of each item.
 - Model number, including options. See "How To Build a Model Number".
 - Any special service required.

Note:

- The □ indicates that a choice is required.
- The absence of the □ indicates that no choice is required.
- Alpha-numeric characters in place of □ indicate that no other alternatives are available.

HOW TO BUILD A MODEL NUMBER

- A**Select basic model.
- B**Select non-contrast or fabric contrast 1. Refer to [ki.com/fabrics](#)
- C**Select wood feet finish. Refer to the **Product Color Options** page in this price list.
- D**Select laminate color. Refer to the **Product Color Options** page in this price list.
- E**Select 74P edge color. Refer to the **Product Color Options** page in this price list.
- F**Select brushed aluminum feet finish. Refer to the **Product Color Options** page in this price list.

- G**Select moisture barrier.
- | | |
|------------|-----------------------|
| MB | - Moisture barrier |
| NMB | - No moisture barrier |
- See pricing column for moisture barrier upcharge.

FINISH INFORMATION

ADDITIONAL LAMINATE OFFERING

KI offers laminates beyond those offered in the standard offering. Laminates that are currently available in the program can be viewed in KI product specification tools. Requests to add laminates to the program can be submitted via the product modification request process. Please note, requests to add laminates to the program must include the laminate manufacturers name, color/pattern number, and finish code. Edge options are limited to standard edge colors. If a matching edge is required, this will need to be requested thru the product modification request process and may be subject to additional costs. Due to varying manufacturing processes and quality issues with some laminates, some requests may be denied. Extended lead times and minimum order quantities may apply on orders containing special laminates. Contact the product modification team for questions or additional information regarding special laminates and pricing.

Compliance to TB133 Fire Safety Code
For California Technical Bulletin 133 compliant models, a Product Modification Request is required. Contact Customer Service for details.

SPECIAL SERVICES

Special Carton Marking

With specially marked information N/C

Shipping
Ships **assembled, FOB High Point, NC 27263, freight prepaid.** Freight class 250.

Specifications and prices are subject to change without prior notice.

HOW TO ORDER

Indicate the following information on order form:
1. Quantity of each item.
2. Model number, including options. See “How To Build a Model Number”.
3. Any special service required.

Note: • The ☐ indicates that a choice is required.

• The absence of the ☐ indicates that no choice is required.

• Alpha-numeric characters in place of ☐ indicate that no other alternatives are available.

HOW TO BUILD A MODEL NUMBER

A

Select basic model.

B

Select non-contrast or fabric contrast 1.
Refer to [ki.com/fabrics](https://www.ki.com/fabrics)

C

Select wood feet finish.
Refer to the **Product Color Options** page in this price list.

D

Select laminate top color.
Refer to the **Product Color Options** page in this price list.

E

Select top edge color.
Refer to the **Product Color Options** page in this price list.

F

Select laminate side/divider color.
Refer to the **Product Color Options** page in this price list.

G

Select side/divider edge color.
Refer to the **Product Color Options** page in this price list.

H

Select brushed aluminum feet finish.
Refer to the **Product Color Options** page in this price list.

I

Select moisture barrier.

MB	- Moisture barrier
NMB	- No moisture barrier

See pricing column for moisture barrier upcharge.

Compliance to TB133 Fire Safety Code

For California Technical Bulletin 133 compliant models, a Product Modification Request is required. Contact Customer Service for details.

SPECIAL SERVICES

Special Carton Marking

With specially marked information N/C

Shipping

Ships **assembled, FOB High Point, NC 27263, freight prepaid.** Freight class 250.

Specifications and prices are subject to change without prior notice.



Wood Shelving

Construction

Shelving construction is modular type, utilizing Oak or Maple veneered particleboard. Shelving units are designed to be specified in a starter and adder configuration. All shelving units are single-sided and designed to be oriented with an outside facing curve.

Straight End Panels

Straight end panels are constructed using 1” thick Oak or Maple veneered particleboard. All edges are finished with matching veneer edge banding. Vertical rows of holes are drilled in 1 1/4” increments near the front and rear of one side of the panel for shelf attachment and height adjustment. Panels are drilled at front, rear, top, and bottom for embedding internal and external threaded bushings. Straight end panels are attached to base and top assemblies using 5/16-18 x 2” hex head bolts and washers.

Straight Adder (Shared) Panels

Straight adder panels are constructed using 1” thick Oak or Maple veneered particleboard. All edges are finished with matching veneer edge banding. Vertical rows of holes are drilled in 1 1/4” increments near the front and rear on both sides of each panel for shelf attachment and height adjustment. Shelf pin holes are bored on both sides of the panel but staggered so that pins can be deeply seated. Panels are drilled through at front, rear, top, and bottom for attachment to tops and bases with 5/16-18 x 4 1/2” hex head bolts, nuts, and washers.

Base

The base assembly is 3 1/4” tall, constructed of Oak or Maple veneered particleboard. A full length 2” x 3/4” rail is tenoned to the inside of the front. 1 1/4” x 1 1/4” bolting cleats are glued and stapled perpendicular at the ends of the rail and drilled to allow assembly bolts to pass through. A second full-length rail is glued and stapled to the rear of the bolting cleats for support and proper alignment. Bases are designed to support a 3/4” thick base shelf which rests on top of the base assembly and is secured in place by the back panel once installed.

Shelves

Base Shelf

The four bolts used to attach the end/adder panels to the base assembly are concealed by the 3 1/4” tall base front and 3/4” thick base shelf once installed. The base shelf rests on top of the 3 1/4” tall front facing/trim of the base assembly ensuring hardware is not visible after installation. Base shelf includes a recessed channel to accept the 1/4” thick back panel which secures the shelf without the use of hardware.

Top Shelf

The four bolts used to attach the top shelf assembly are concealed by the 2 5/16” tall top front which ships pre assembled to the underside of the top shelf ensuring hardware is not visible after installation.

Adjustable Shelf

A black metal anti-tip clip is included for each adjustable shelf. Clips are installed by sliding the clip onto either side of the shelf at the location of the rear shelf pin. The bottom of the clip with circular hole will be secured in place by positioning it over/around the shelf pin. The shelf will be secured between the top metal tab and the shelf pin which will prevent the shelf from tipping or falling forward if weight is unevenly distributed towards the front edge of the shelf.

Back Panel

Back panels are 1/4” thick constructed using 3-ply or 5-ply furniture-grade Oak or Maple veneered plywood and are finished on both sides to match shelving.

Wood Adjustable Shelf

Shelves are constructed using 1” thick Oak or Maple veneered particleboard. All edges are finished with matching veneer edge banding. Adjustable shelves are notched 3/8” wide by 3/16” high by 3/4” deep on the underside to set firmly on 1” long by 5/16” diameter cadmium plated threaded shelf pins. Shelf depths are nominal.



Laminate Shelving

Construction

Shelving construction is modular type, utilizing thermally-fused laminate panels. Shelving units are designed to be specified in a starter and adder configuration. All shelving units are single-sided and oriented with an outside facing curve.

Straight End Panels

Straight end panels are constructed using 1” thick thermally-fused laminate. All edges are finished with matching 2 mm PVC edge banding. Vertical rows of holes are drilled in 1 1/4” increments near the front and rear of one side of the panel for shelf attachment and height adjustment. Panels are drilled at front, rear, top, and bottom for embedding internal and external threaded bushings. Straight end panels are attached to base and top assemblies using 5/16 - 18 x 2” hex-head bolts and washers.

Straight Adder (Shared) Panels

Straight adder panels are constructed using 1” thick thermally-fused laminate. All edges are finished with matching 2 mm PVC edge banding. Shelf pin holes are bored on both sides of the panel but staggered allowing pins to be deeply seated. Panels are drilled through at front, rear, top, and bottom for attachment to bases and tops with 5/16-18 x 4 1/2” hex-head bolts, nuts, and washers.

Base

The base assembly is 3 1/4” tall and constructed using 3/4” thick high-pressure laminate panel with a 3/4” thick base shelf. A full-length 2” x 3/4” rail is tenoned to the inside of the front. 1 1/4” x 1 1/4” bolting cleats are glued and stapled perpendicular at the ends of the rail and drilled to allow assembly bolts to pass through. A second full-length rail is glued and stapled to the rear of the bolting cleats for support and proper alignment. Bases are manufactured so the base shelf rests on top of the base assembly.

Top Shelf

Top shelf is constructed using 3/4” thick thermally-fused laminate. Edges are finished on all sides with matching 2 mm PVC edge banding. The four bolts used to attach the top shelf assembly are concealed by the 2 5/16” tall top front which ships pre assembled to the underside of the top shelf ensuring hardware is not visible after installation.

Adjustable Shelf

A black metal anti-tip clip is included for each adjustable shelf. Clips are installed by sliding the clip onto either side of the shelf at the location of the rear shelf pin. The bottom of the clip with circular hole will be secured in place by positioning it over/around the shelf pin. The shelf will be secured between the top metal tab and the shelf pin which will prevent the shelf from tipping or falling forward if weight is unevenly distributed towards the front edge of the shelf.

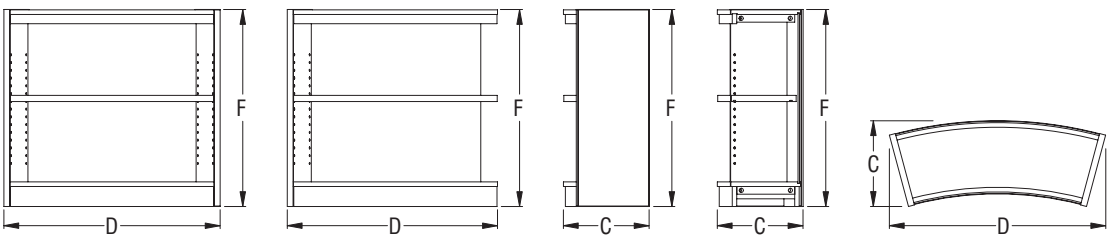
Back Panel

Back panels are constructed using 1/4” thick high-pressure laminate and are finished on both sides to match shelving finish.

Laminate Adjustable Shelf

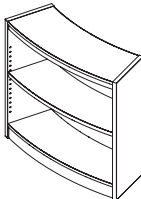
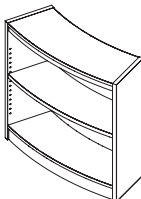
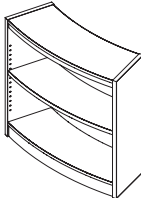
Shelves are constructed using 1” thick thermally-fused laminate. Front and back edges are finished with matching 2 mm PVC edge banding. Adjustable shelves are notched 3/8” wide by 3/16” high 3/4” deep on the underside to set firmly on 1” long by 5/16” diameter cadmium plated threaded shelf pins. Shelf depths are nominal.

MyPlace Curved Shelving



MyPlace Curved Shelving Overall Dimension									
Model		A (Back Depth)	B (Seat Depth)	C (Overall Depth)	D (Overall Width)	E (Diameter)	F (Overall Height)	G (Seat Height)	H (Seat Width)
	MPCS30S			12"	35 1/4"		32"		
	MPCS30A			12"	34 1/4"		32"		
	MPCS45S			12"	51 1/2"		32"		
	MPCS45A			12"	50 1/2"		32"		



			MODEL NUMBER			
MODEL		D x W	Basic Model	Finish	Approx. Packaged Weight	Delivered Pricing
 MPCS	30 Degree Curved Shelving, Outside-Facing, 32" H Starter, Thermally Fused Laminate (TFL)	12" x 35-1/4"	MPCSO30ST	□□□	93.0#	\$ 2261
	• Includes 2 straight end panels (1 left, 1 right) & 1 adjustable shelf					
	• Back panel finished on both sides					
	• Designed for use with MyPlace Low Back, Curve Seating - Specify 1 starter & 1 adder with 2 MyPlace 30 Degree Inside Curve, Low-Back Units (MPCl30) OR 1 MyPlace 60 Degree Inside Curve, Low-Back Unit (MPCl60)					
	• Book Capacity: Academic - 63, Standard - 81, Childrens - 144					
 MPCS	30 Degree Curved Shelving, Outside-Facing, 32" H Starter, Oak	12" x 35-1/4"	MPCSO30SO	□□□	93.0#	\$ 2347
	• Includes 2 straight end panels (1 left, 1 right) & 1 adjustable shelf					
	• Back panel finished on both sides					
	• Designed for use with MyPlace Low Back, Curve Seating - Specify 1 starter & 1 adder with 2 MyPlace 30 Degree Inside Curve, Low-Back Units (MPCl30) OR 1 MyPlace 60 Degree Inside Curve, Low-Back Unit (MPCl60)					
	• Book Capacity: Academic - 63, Standard - 81, Childrens - 144					
 MPCS	30 Degree Curved Shelving, Outside-Facing, 32" H Starter, Maple	12" x 35-1/4"	MPCSO30SM	□□□	93.0#	\$ 2529
	• Includes 2 straight end panels (1 left, 1 right) & 1 adjustable shelf					
	• Back panel finished on both sides					
	• Designed for use with MyPlace Low Back, Curve Seating - Specify 1 starter & 1 adder with 2 MyPlace 30 Degree Inside Curve, Low-Back Units (MPCl30) OR 1 MyPlace 60 Degree Inside Curve, Low-Back Unit (MPCl60)					
	• Book Capacity: Academic - 63, Standard - 81, Childrens - 144					
			A	B		

A

B

HOW TO ORDER

Indicate the following information on order form:

- Quantity of each item.
- Model number, including options. See "How To Build a Model Number".
- Any special service required.

Note:

- The ☐ indicates that a choice is required.
- The absence of the ☐ indicates that no choice is required.
- Alpha-numeric characters in place of ☐ indicate that no other alternatives are available.

HOW TO BUILD A MODEL NUMBER

- A**Select basic model.
- B**Select finish.
Refer to the **Product Color Options** page in this price list.

SPECIAL SERVICES

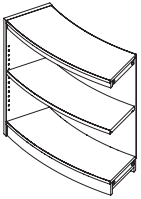
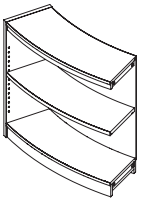

Special Carton Marking

With specially marked information N/C

Shipping
Ships **knocked down, FOB Factory of origin, freight prepaid.** Freight class 125.

Specifications and prices are subject to change without prior notice.



			MODEL NUMBER			
	MODEL	D x W	Basic Model	Finish	Approx. Packaged Weight	Delivered Pricing
 MPCS	30 Degree Curved Shelving, Outside-Facing, 32" H Adder, Thermally Fused Laminate (TFL)	12" x 34-1/4"	MPCSO30AT	<input type="checkbox"/> <input type="checkbox"/> <input type="checkbox"/>	83.0#	\$ 2017
	• Includes 1 straight adder (shared) panel only					
	• Back panel finished on both sides					
	• Designed for use with MyPlace Low Back, Curve Seating - Specify 1 starter & 1 adder with 2 MyPlace 30 Degree Inside Curve, Low-Back Units (MPC130) OR 1 MyPlace 60 Degree Inside Curve, Low-Back Unit (MPC160)					
	• Book Capacity: Academic - 63, Standard - 81, Childrens - 144					
 MPCS	30 Degree Curved Shelving, Outside-Facing, 32" H Adder, Oak	12" x 34-1/4"	MPCSO30AO	<input type="checkbox"/> <input type="checkbox"/> <input type="checkbox"/>	83.0#	\$ 2107
	• Includes 1 straight adder (shared) panel only					
	• Back panel finished on both sides					
	• Designed for use with MyPlace Low Back, Curve Seating - Specify 1 starter & 1 adder with 2 MyPlace 30 Degree Inside Curve, Low-Back Units (MPC130) OR 1 MyPlace 60 Degree Inside Curve, Low-Back Unit (MPC160)					
	• Book Capacity: Academic - 63, Standard - 81, Childrens - 144					
 MPCS	30 Degree Curved Shelving, Outside-Facing, 32" H Adder, Maple	12" x 34-1/4"	MPCSO30AM	<input type="checkbox"/> <input type="checkbox"/> <input type="checkbox"/>	83.0#	\$ 2210
	• Includes 1 straight adder (shared) panel only					
	• Back panel finished on both sides					
	• Designed for use with MyPlace Low Back, Curve Seating - Specify 1 starter & 1 adder with 2 MyPlace 30 Degree Inside Curve, Low-Back Units (MPC130) OR 1 MyPlace 60 Degree Inside Curve, Low-Back Unit (MPC160)					
	• Book Capacity: Academic - 63, Standard - 81, Childrens - 144					

A

B

HOW TO ORDER

Indicate the following information on order form:

- Quantity of each item.
- Model number, including options. See "How To Build a Model Number".
- Any special service required.

Note:

- The ☐ indicates that a choice is required.
- The absence of the ☐ indicates that no choice is required.
- Alpha-numeric characters in place of ☐ indicate that no other alternatives are available.

HOW TO BUILD A MODEL NUMBER

- A**Select basic model.
- B**Select finish.
Refer to the **Product Color Options** page in this price list.

SPECIAL SERVICES

Special Carton Marking

With specially marked information N/C

Shipping
Ships **knocked down, FOB Factory of origin, freight prepaid.** Freight class 125.

Specifications and prices are subject to change without prior notice.



			MODEL NUMBER			
			Basic Model	Finish		
 MPCS	MODEL	D x W			Approx. Packaged Weight	Delivered Pricing
	45 Degree Curved Shelving, Outside-Facing, 32" H Starter, Thermally Fused Laminate (TFL)	12" x 51-1/2"	MPCS045ST	<input type="checkbox"/> <input type="checkbox"/> <input type="checkbox"/>	105.0#	\$ 2677
	• Includes 2 straight end panels (1 left, 1 right) & 1 adjustable shelf					
	• Back panel finished on both sides					
	• Designed for use with MyPlace Low Back, Curve Seating - Specify 1 starter & 1 adder with 2 MyPlace 45 Degree Inside Curve, Low-Back Units (MPCI45) OR 1 MyPlace 90 Degree Inside Curve, Low-Back Unit (MPICB)					
	• Book Capacity: Academic - 73, Standard - 92, Childrens - 154					
 MPCS	45 Degree Curved Shelving, Outside-Facing, 32" H Starter, Oak	12" x 51-1/2"	MPCS045SO	<input type="checkbox"/> <input type="checkbox"/> <input type="checkbox"/>	105.0#	\$ 2750
	• Includes 2 straight end panels (1 left, 1 right) & 1 adjustable shelf					
	• Back panel finished on both sides					
	• Designed for use with MyPlace Low Back, Curve Seating - Specify 1 starter & 1 adder with 2 MyPlace 45 Degree Inside Curve, Low-Back Units (MPCI45) OR 1 MyPlace 90 Degree Inside Curve, Low-Back Unit (MPICB)					
	• Book Capacity: Academic - 73, Standard - 92, Childrens - 154					
 MPCS	45 Degree Curved Shelving, Outside-Facing, 32" H Starter, Maple	12" x 51-1/2"	MPCS045SM	<input type="checkbox"/> <input type="checkbox"/> <input type="checkbox"/>	105.0#	\$ 3062
	• Includes 2 straight end panels (1 left, 1 right) & 1 adjustable shelf					
	• Back panel finished on both sides					
	• Designed for use with MyPlace Low Back, Curve Seating - Specify 1 starter & 1 adder with 2 MyPlace 45 Degree Inside Curve, Low-Back Units (MPCI45) OR 1 MyPlace 90 Degree Inside Curve, Low-Back Unit (MPICB)					
	• Book Capacity: Academic - 73, Standard - 92, Childrens - 154					

A

B

HOW TO ORDER

Indicate the following information on order form:

- Quantity of each item.
- Model number, including options. See "How To Build a Model Number".
- Any special service required.

Note:

- The ☐ indicates that a choice is required.
- The absence of the ☐ indicates that no choice is required.
- Alpha-numeric characters in place of ☐ indicate that no other alternatives are available.

HOW TO BUILD A MODEL NUMBER

- A** Select basic model.
- B** Select finish.
Refer to the **Product Color Options** page in this price list.

SPECIAL SERVICES

Special Carton Marking

With specially marked information N/C

Shipping
Ships **knocked down, FOB Factory of origin, freight prepaid.** Freight class 125.

Specifications and prices are subject to change without prior notice.



		MODEL NUMBER			
		Basic Model	Finish		
 MPCS	MODEL	D x W		Approx. Packaged Weight	Delivered Pricing
	45 Degree Curved Shelving, Outside-Facing, 32" H Adder, Thermally Fused Laminate (TFL)	12" x 50-1/2"	MPCSO45AT	<input type="checkbox"/> <input type="checkbox"/> <input type="checkbox"/>	95.0#
	• Includes 1 straight adder (shared) panel only				\$ 2291
	• Back panel finished on both sides				
	• Designed for use with MyPlace Low Back, Curve Seating - Specify 1 starter & 1 adder with 2 MyPlace 45 Degree Inside Curve, Low-Back Units (MPCI45) OR 1 MyPlace 90 Degree Inside Curve, Low-Back Unit (MPICB)				
	• Book Capacity: Academic - 73, Standard - 92, Childrens - 154				
 MPCS	45 Degree Curved Shelving, Outside-Facing, 32" H Adder, Oak	12" x 50-1/2"	MPCSO45AO	<input type="checkbox"/> <input type="checkbox"/> <input type="checkbox"/>	95.0#
	• Includes 1 straight adder (shared) panel only				\$ 2313
	• Back panel finished on both sides				
	• Designed for use with MyPlace Low Back, Curve Seating - Specify 1 starter & 1 adder with 2 MyPlace 45 Degree Inside Curve, Low-Back Units (MPCI45) OR 1 MyPlace 90 Degree Inside Curve, Low-Back Unit (MPICB)				
	• Book Capacity: Academic - 73, Standard - 92, Childrens - 154				
 MPCS	45 Degree Curved Shelving, Outside-Facing, 32" H Adder, Maple	12" x 50-1/2"	MPCSO45AM	<input type="checkbox"/> <input type="checkbox"/> <input type="checkbox"/>	95.0#
	• Includes 1 straight adder (shared) panel only				\$ 2514
	• Back panel finished on both sides				
	• Designed for use with MyPlace Low Back, Curve Seating - Specify 1 starter & 1 adder with 2 MyPlace 45 Degree Inside Curve, Low-Back Units (MPCI45) OR 1 MyPlace 90 Degree Inside Curve, Low-Back Unit (MPICB)				
	• Book Capacity: Academic - 73, Standard - 92, Childrens - 154				

A

B

HOW TO ORDER

Indicate the following information on order form:

- Quantity of each item.
- Model number, including options. See "How To Build a Model Number".
- Any special service required.

Note:

- The ☐ indicates that a choice is required.
- The absence of the ☐ indicates that no choice is required.
- Alpha-numeric characters in place of ☐ indicate that no other alternatives are available.

HOW TO BUILD A MODEL NUMBER

- A**Select basic model.
- B**Select finish.
Refer to the **Product Color Options** page in this price list.

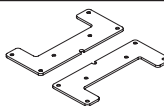
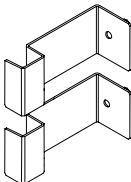
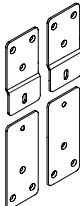
SPECIAL SERVICES

Special Carton Marking

With specially marked information N/C

Shipping
Ships **knocked down, FOB Factory of origin, freight prepaid.** Freight class 125.

Specifications and prices are subject to change without prior notice.

		MODEL NUMBER		
MODEL		Basic Model	Approx. Packaged Weight	Delivered Pricing
 MPM	Ganging Kit <ul style="list-style-type: none">• One ganging kit to be specified for each lounge-to-lounge connection• Ganging specified for use with glides, wood feet or poly feet• Ganging kit also used with In-Line Table models MPTEDP and MYPTED• For use to gang backless, 32" low-back units, or table units together• Not for use ganging low-back to high-back, or high-back models	MPGANGKIT	0.0#	\$ 111
 MPM	High-Back to Low-Back Gangers <ul style="list-style-type: none">• For use to gang a high-back (48" or 60" height) model to a backless unit• For use with linear/side-to-side planning configurations• Not for use with high-back to high-back models• Ships as a kit; one ganging kit to be specified for each lounge-to-lounge connection.	MPHBLBGANG	0.0#	\$ 76
 MPM	High-Back Model Back-to-Side Gangers <ul style="list-style-type: none">• For use with high-back models only, where configuration requires a back of a unit to gang to a side of another unit.• Not for use for high-back model lineal/side-to-side ganging.• Ships as a kit; one ganging kit to be specified for each lounge-to-lounge connection.	MPHB2SDGANG	0.0#	\$ 81
		A		

HOW TO ORDER

Indicate the following information on order form:

1. Quantity of each item.
2. Model number, including options. See “How To Build a Model Number”.
3. Any special service required.

Note:

- The ☐ indicates that a choice is required.
- The absence of the ☐ indicates that no choice is required.
- Alpha-numeric characters in place of ☐ indicate that no other alternatives are available.

HOW TO BUILD A MODEL NUMBER

ASelect basic model.

SPECIAL SERVICES

Special Carton Marking

With specially marked information N/C

Shipping
Ships **assembled, FOB High Point, NC 27263, freight prepaid.** Freight class 250.

Specifications and prices are subject to change without prior notice.

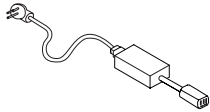

MyPlace™ Accessories

Active Base, Byrne Interlink® IQ Infeed and Jumper



MyPlace™ Accessories

Active Base, Byrne Interlink® IQ Infeed and Jumper

		MODEL NUMBER			
		Basic Model	Approx. Packaged Weight	Delivered Pricing	
MODEL	Features				
 MPM	Byrne Interlink®IQ Infeed Unit <ul style="list-style-type: none">• For use with multi-unit power and Byrne Interlink®IQ power modules• Power up to 8 locations with one single circuit infeed unit• 10' cord	INLINKFEED	0.0#	\$	408
 MPM	Byrne Interlink®IQ Jumper <ul style="list-style-type: none">• For use with multi-unit power and Byrne Interlink®IQ power modules• Allows for additional electrical reach through lounge units• Jumper cords are considered one “unit” of the 8 maximum units powered by one infeed	INLINKJUMP	0.0#	\$	121
MPM	MyPlace 18” Round and Hexagon Active Base Kit	Active Base Kit	MPABOKIT	0.0#	\$ 190

A

HOW TO ORDER

Indicate the following information on order form:

1. Quantity of each item.
2. Model number, including options. See “How To Build a Model Number”.
3. Any special service required.

Note:

- The ☐ indicates that a choice is required.
- The absence of the ☐ indicates that no choice is required.
- Alpha-numeric characters in place of ☐ indicate that no other alternatives are available.

HOW TO BUILD A MODEL NUMBER

A Select basic model.

SPECIAL SERVICES

Special Carton Marking

With specially marked information N/C

Shipping
Ships **assembled, FOB High Point, NC 27263, freight prepaid.** Freight class 250.

Specifications and prices are subject to change without prior notice.



C-Table Personal Worksurface
(27" Fixed Height)

Dimensions	
Base diameter	15-1/2"
Tabletop diameter	18"
Overall height	27"

Tabletop

Tabletops are 18" diameter and consist of 3/4" thick high-density 45 lb particleboard core with a .03" thick high-pressure laminate top and a .028" thick phenolic backer (bottom). The table edge is 2 mm polypropylene (73P) and is available in a variety of colors. See KI Color Addendum for laminate and edge finish options.

Base Frame

The table base frame is constructed of welded steel. The spider plate is 14-gauge, base is 3/8" thick and the vertical post is 1 1/2" diameter by .083" thick wall. The base frame is finished in electrostatically applied hybrid powdercoating. The coating is then fused and cured in a baking oven to form a smooth, continuous finish that is chemical-resistant, hard, tough and mar-resistant. Powder-coated paint is available in all standard KI paint colors except for chrome. See KI Color Addendum for complete options.

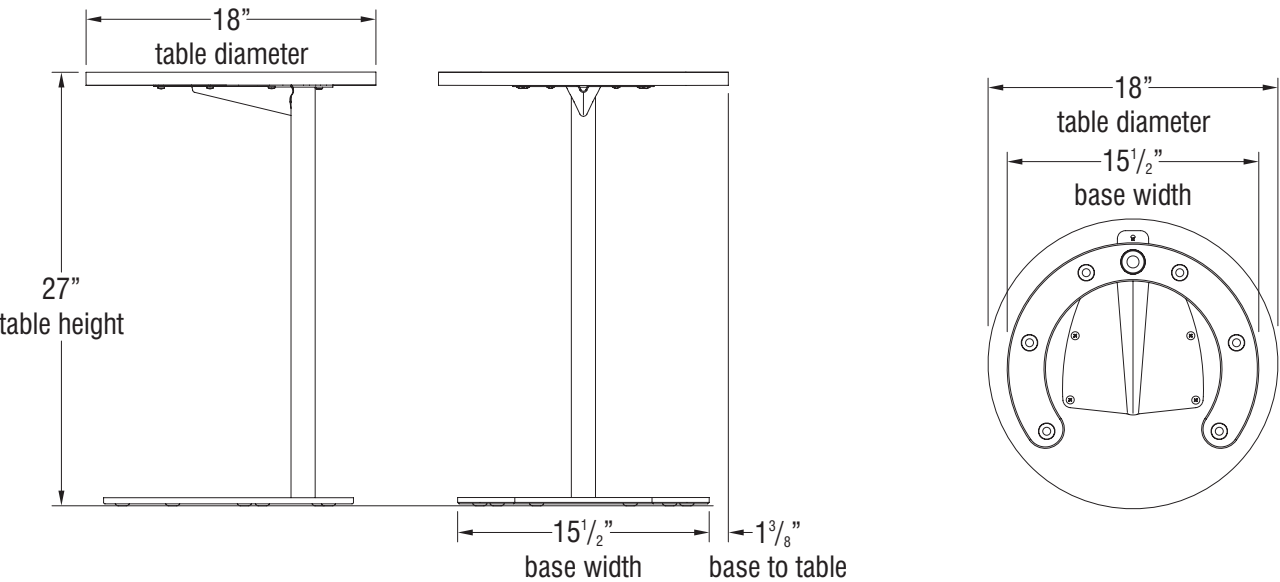
Glides

Six 1" diameter self-adhesive white polyurethane glides are recessed into machined pockets within the steel base.

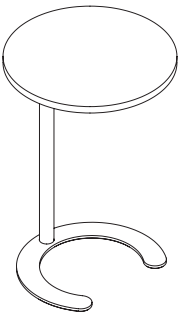
Table Assembly

Tabletops are attached to the base frame using seven #12 x 3/4" Phillips truss head screws. Tables are shipped completely assembled with a packaged weight of 23 lbs. Assembled tables without packaging weigh 17 1/2" lbs.

DIMENSIONS



STATEMENT OF LINE



CTBL



C-Table Max -
Small Rectangle Top
(26" Fixed height or
29" Fixed height)



C-Table Max -
Large Rectangle Top
(26" Fixed height or
29" Fixed height)



C-Table Max -
Small Rectangle with Curve Top
(26" Fixed height or
29" Fixed height)



C-Table Max -
Large Rectangle with Curve Top
(26" Fixed height or
29" Fixed height)

Dimensions				
Base diameter	19 - 3/4"	19 - 3/4"	19 - 3/4"	19 - 3/4"
Base depth	16 - 3/8"	16 - 3/8"	16 - 3/8"	16 - 3/8"
Tabletop width	26"	30"	26"	30"
Tabletop depth	20"	24"	20"	24"
Overall height	26" / 29"	26" / 29"	26" / 29"	26" / 29"



C-Table Max -
Small Rectangle Top
(25" - 30" Adjustable Height)



C-Table Max -
Large Rectangle Top
(25" - 30" Adjustable Height)



C-Table Max -
Small Rectangle with Curve Top
(25" - 30" Adjustable Height)



C-Table Max -
Large Rectangle with Curve Top
(25" - 30" Adjustable Height)

Dimensions				
Base diameter	19 - 3/4"	19 - 3/4"	19 - 3/4"	19 - 3/4"
Base depth	16 - 3/8"	16 - 3/8"	16 - 3/8"	16 - 3/8"
Tabletop width	26"	30"	26"	30"
Tabletop width	20"	24"	20"	24"
Overall height	25" - 30"	25" - 30"	25" - 30"	25" - 30"



C-Table Max -
Round Top
(26" Fixed height or
29" Fixed height)



C-Table Max -
Round with Curved Top
(26" Fixed height or
29" Fixed height)



C-Table Max -
Square Top
(26" Fixed height or
29" Fixed height)

Dimensions		
Base diameter	19 - 3/4"	19 - 3/4"
Base depth	16 - 3/8"	16 - 3/8"
Tabletop diameter	24"	24"
Tabletop width	26"	
Tabletop depth	19 - 4/5"	26"
Overall height	26" / 29"	26" / 29"



C-Table Max -
Round Top
(25" - 30"
Adjustable Height)



C-Table Max -
Round with Curve Top
(25" - 30"
Adjustable Height)



C-Table Max -
Square Top
(25" - 30"
Adjustable Height)

Dimensions		
Base diameter	19 - 3/4"	19 - 3/4"
Base depth	16 - 3/8"	16 - 3/8"
Tabletop diameter	24"	24"
Tabletop width	26"	
Tabletop depth	19 - 4/5"	26"
Overall height	25" - 30"	25" - 30"

TECHNICAL SPECIFICATIONS

Fixed-Height Table - Dual-Post Cantilever

The fixed-height table is offered in 26" or 29" tabletop heights. The base frame is constructed of welded 1 1/2" diameter, 16-gauge steel tubing with a top mounting plate of 7-gauge (.179" thick) steel and a 3/8" (10 mm) thick C-shaped steel base. A 1/2" diameter welded steel cross brace member stabilizes the entire frame.

Adjustable-Height Table - Dual-Post Cantilever

The adjustable-height table raises and lowers in 1" locking increments, between 25" and 30" overall table height. Adjustability is controlled by a lever assembly that protrudes from the base, underneath the tabletop. When compressed, the lever assembly unlocks the upper frame weldment from the lower frame weldment, allowing height adjustment that is assisted by a pneumatic cylinder enclosed within one of the vertical leg tubes. When the tabletop is positioned at the desired height, the lever can be released, and the bottom of the lever assembly locks into one of six height positioning holes in one of the lower leg tubes. Delrin bushings are installed between the tubes of the upper and lower frames, allowing for smooth adjustment. The outer portion of the lever assembly ships loose and is secured to the inner portion of the lever with a hex jam nut during assembly of the table units.

The upper frame of the adjustable-height table is constructed with two 1 1/4" diameter, 14-gauge steel tubes and a 7-gauge (.179" thick) steel mounting plate, all welded together. The lower frame of the adjustable-height table is constructed with two 1 1/2" diameter, 16-gauge steel tubes, a 7-gauge (.179") steel mounting plate, and a 3/8" (10 mm) thick C-shaped steel base, all welded together. The height adjustment lever is 5/16" diameter welded steel. A 1/2" diameter welded steel cross brace member stabilizes the entire frame.

Base Finish

Base frames are powder-coat painted, and may be specified in all standard KI colors. Chrome-plated finish is not available. See KI Color Addendum for color options offered.

Table Surfaces

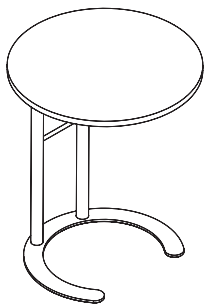
Table surfaces are 3/4" thick high-density 45 lb particle board core with .03" thick high pressure laminate and .028" thick phenolic backer (bottom). The table edge is 2 mm polypropylene (73P) and is available in a variety of colors. See KI Color Addendum for laminate and edge finish options.

Glides

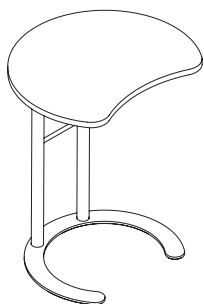
Seven 1" diameter self-adhesive white polyurethane glides are recessed into machined pockets within the steel base.

Table Assembly

The tabletop is secured to the base using seven #12 x 3/4" Phillips truss head screws. All tabletops are shipped separately from bases.



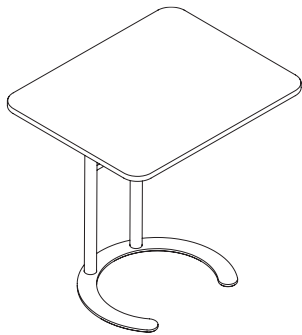
Round Table
CMDGB24 (26" Fixed-Height)
CMDAB24 (29" Fixed-Height)
CMDEB24 (Adjustable-Height)



Round Table with Comfort Curve
CMDGP24 (26" Fixed-Height)
CMDAP24 (29" Fixed-Height)
CMDEP24 (Adjustable-Height)



20" x 26" Rectangular Table
CMDGA2026 (26" Fixed-Height)
CMDAA2026 (29" Fixed-Height)
CMDEA2026 (Adjustable-Height)



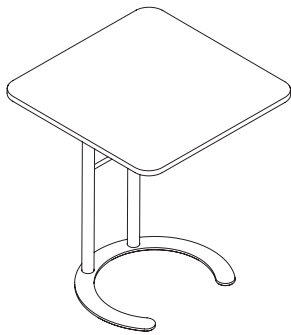
24" x 30" Rectangular Table
CMDGA2430 (26" Fixed-Height)
CMDAA2430 (29" Fixed-Height)
CMDEA2430 (Adjustable-Height)



20" x 26" Rectangular Table
with Comfort Curve
CMDGN2026 (26" Fixed-Height)
CMDAN2026 (29" Fixed-Height)
CMDEN2026 (Adjustable-Height)



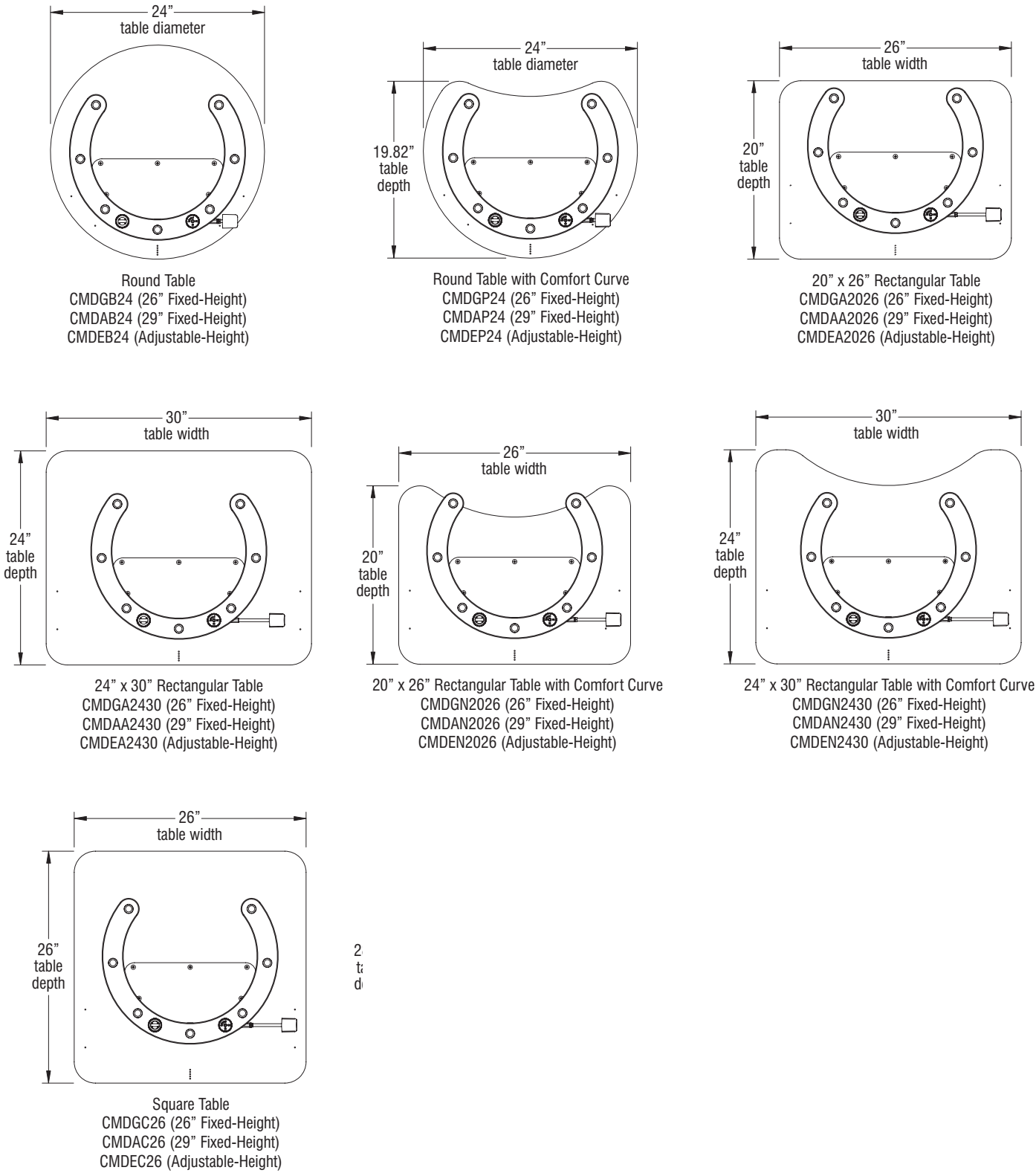
24" x 30" Rectangular Table
with Comfort Curve
CMDGN2430 (26" Fixed-Height)
CMDAN2430 (29" Fixed-Height)
CMDEN2430 (Adjustable-Height)



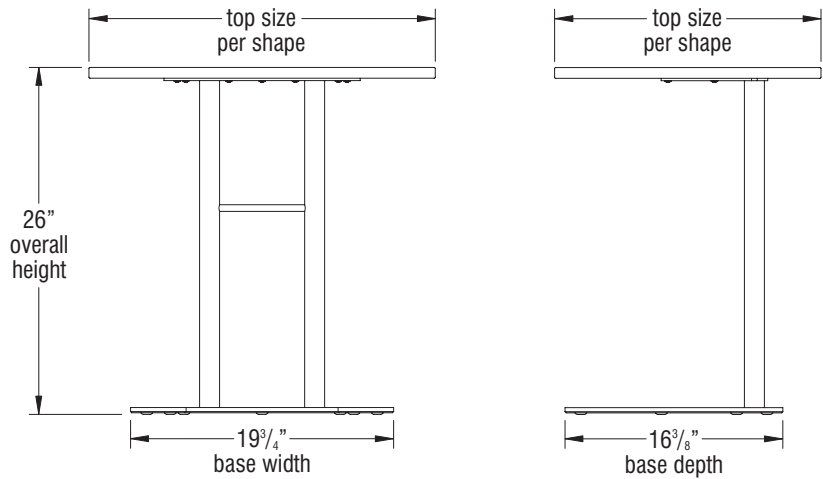
Square Table
CMDGC26 (26" Fixed-Height)
CMDAC26 (29" Fixed-Height)
CMDEC26 (Adjustable-Height)



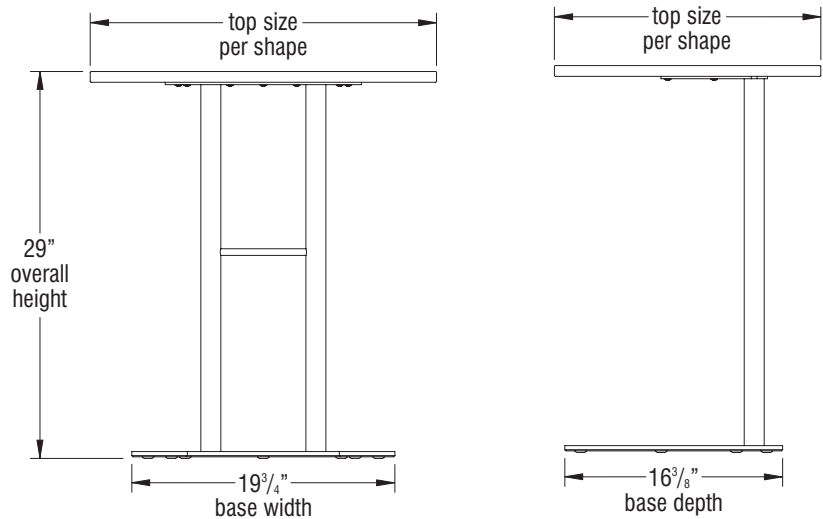
C-Table Max - Tabletops



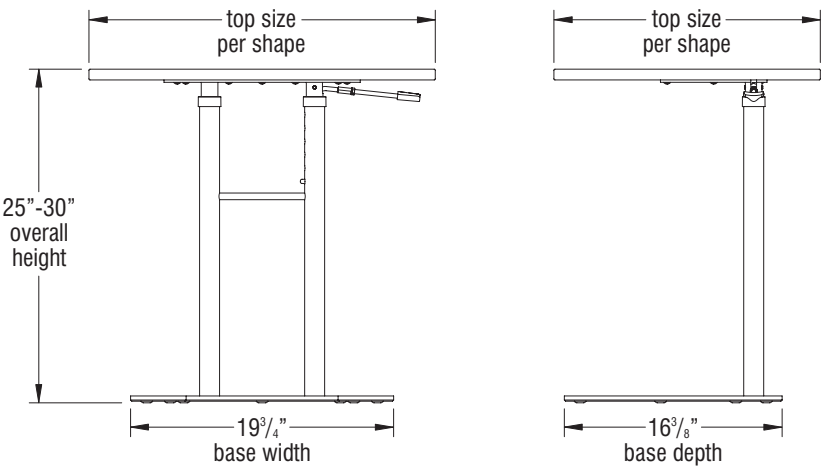
C-Table Max - 26" Fixed-Height Table



C-Table Max - 29" Fixed-Height Table



C-Table Max - Adjustable-Height Table



C-Table™ and C-Table™ Max

Product Color Options



C-Table™ and C-Table™ Max

Product Color Options

Base Finish		Friston Ash	EFH	Kensington Maple	LKM
Black	BL	Frosty White	EFW	Lapis Blue	LLB
Blue Grey	GR	Hartley Walnut	EHW	Monticello Maple	LMT
Bronze Metallic	ZM	Hazy Jade	EHJ	North Sea	LNA
Cayenne	CY	Honey Bee	EHY	Ocean	LON
Champagne Metallic	CM	Italian Silver Ash	EIT	Pinnacle Walnut	LPW
Cool Grey	CG	Kensington Maple	EKM	River Cherry	LRY
Cottonwood	CO	Light Tone	ELG	Shadow Zephyr	LSR
Earthen Clay	EY	Mardi Gras	EMG	Sterling Ash	LAZ
Espresso Metallic	EX	Misty Brown	EMY	Titanium Evolv	LTV
Everglade Shade	EV	Monticello Maple	EMT	White Nebula	LWL
Flannel	FN	Multiplex	EMB	White Sand	LWN
Glitz Metallic	GZ	Nemo	ENE	Windsor Mahogany	LWY
Hazy Jade	HJ	Nordic	END		
Honey Bee	HY	Pinnacle Walnut	EPW	Surface Finish--Grade 2 Standard Laminate	
Light Tone	LG	Poppy Red	EPR	Akira	LAK
Mardi Gras	MG	Purple Haze	EPH	Black Alicante	LBY
Misty Brown	MY	Rainforest	ERQ	Black Hills Oak	LBH
Nemo	NE	Raleigh Walnut	ERW	Calcutta Marble	LCQ
Nordic	ND	River Cherry	ERY	Dering Forest	LDF
Poppy Red	PR	Rubber Ducky	ERK	Fawn Cypress	LFQ
Purple Haze	PH	Sand	ESA	Ice Mist	LIM
Rainforest	RQ	Sky Blue	ESK	Markerboard White	LMK
Raw Jasper	RJ	Solano Walnut	ESG	Valley Forge Elm	LVF
Rubber Ducky	RK	Sterling Ash	EAZ	White River Forest	LWR
Sand	SA	Surf's Up	ESP	Surface Finish--Grade 3 Standard Laminate	
Sky Blue	SK	Tarragon	ETQ	Black Velvet	LBV
Starlight Silver Metallic	SX	Twilight Shadow	ETI	Cumberland Walnut	LCJ
Surf's Up	SP	Ultra Blue	EUB	Designer White Velvet	LDE
Tarragon	TQ	Valley Forge Elm	EVF	Hartley Walnut	LHW
Twilight Shadow	TI	Warm Grey	EWG	Nile Velvet	LNL
Ultra Blue	UB	White River Forest	EWR	Raleigh Walnut	LRW
Warm Grey	WG	Windsor Mahogany	EWY	Solano Walnut	LSG
Zesty Lime	ZL	Zesty Lime	EZL	Spruce Velvet	LSC
Edge Style for 73P Edge		Surface Finish--Grade 1 Standard Laminate			
Akira	EAK	Beigewood	LBZ		
Beigewood	EBZ	Belair	LBQ		
Belair	EBQ	Biltmore Cherry	LBT		
Biltmore Cherry	EBT	Black	LBK		
Black	EBL	Brighton Walnut	LBW		
Black Hills Oak	EBH	Castle Oak	LCO		
Blue Grey	EGR	Cherry Storm	LCX		
Brighton Walnut	EBW	Classic Linen	LCI		
Castle Oak	ECO	Cocobala	LCC		
Cayenne	ECY	Crisp Linen	LRI		
Cherry Storm	ECX	Designer White	LDR		
Cocobala	ECC	Dove Grey	LDG		
Cool Grey	ECG	Florence Walnut	LFC		
Cumberland Walnut	ECJ	Friston Ash	LFH		
Dering Forest	EDF	Frosty White	LFW		
Designer White	EDR	Graphite Nebula	LGN		
Earthen Clay	EEY	Grey	LGE		
Everglade Shade	EEV	High Rise	LHE		
Fawn Cypress	EFQ	Hollyberry	LHY		
Flannel	EFN	Island	LID		
Florence Walnut	EFC	Italian Silver Ash	LIT		

Finish Cards

View color swatches for items listed within this document.

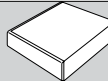
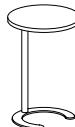

- Paints
- Plastics/Poly
- Wood/Veneer
- Laminates
- Molded Edges
- Edge Styles
- Hard Plastics
- Glass

Certain options referenced may not be available on GSA Schedule.

C-Table™
27” Fixed Height

KI

C-Table™
27” Fixed Height

		MODEL NUMBER									
		Basic Model	Edge Style	Edge Color	Surface Finish	Base Finish					
MODEL	Features						Approx. Packaged Weight	 3/4" 73P Edge (73P)	Laminate Grade 2 add to list price	Laminate Grade 3 add to list price	
 	C-Table, Personal Worksurface <ul style="list-style-type: none">C-Table features single column base18" diameter round worksurfaceFixed height onlyRecommended for use with soft seating elements. 27" height allows for this product to be stored under standard 29" work surfaces.Ships fully assembled	27" High	CTABLE	73P	<input type="checkbox"/> <input type="checkbox"/> <input type="checkbox"/>	<input type="checkbox"/> <input type="checkbox"/> <input type="checkbox"/>	<input type="checkbox"/> <input type="checkbox"/>	23.0#	\$ 591	\$ 18	\$ 115
				A	B	C	D	E			

CTBL

HOW TO ORDER

Indicate the following information on order form:

- Quantity of each item.
- Model number, including options. See "How To Build a Model Number".
- Any special service required.

Note:

- The ☐ indicates that a choice is required.
- The absence of the ☐ indicates that no choice is required.
- Alpha-numeric characters in place of ☐ indicate that no other alternatives are available.

HOW TO BUILD A MODEL NUMBER

- A**Select basic model.
- B**Select edge style.
73P - 3/4" 73P edge
- C**Select edge color.
Refer to the **Product Color Options** page in this price list.
- D**Select surface finish.
Refer to the **Product Color Options** page in this price list.
- E**Select base finish.
Refer to the **Product Color Options** page in this price list.

FINISH INFORMATION

ADDITIONAL LAMINATE OFFERING

KI offers laminates beyond those offered in the standard offering. Laminates that are currently available in the program can be viewed in KI product specification tools. Requests to add laminates to the program can be submitted via the product modification request process. Please note, requests to add laminates to the program must include the laminate manufacturers name, color/pattern number, and finish code. Edge options are limited to standard edge colors. If a matching edge is required, this will need to be requested thru the product modification request process and may be subject to additional costs. Due to varying manufacturing processes and quality issues with some laminates, some requests may be denied. Extended lead times and minimum order quantities may apply on orders containing special laminates. Contact the product modification team for questions or additional information regarding special laminates and pricing.

SPECIAL SERVICES

Special Carton Marking

With specially marked information N/C









Shipping
Ships **assembled, FOB Bonduel, WI 54107, freight prepaid.** Freight class 125.

Specifications and prices are subject to change without prior notice.

C-Table™ Max
26" Fixed Height

KI

C-Table™ Max
26" Fixed Height

			MODEL NUMBER					<div>3/4" 73P Edge (73P)</div> <div>Laminate Grade 2 add to list priceLaminate Grade 3 add to list price</div>				
			Basic Model	Edge Style	Edge Color	Surface Finish	Base Finish					
MODEL	Features							Approx. Packaged Weight				
<div></div> <div>CMDGA</div>	Fixed Height - Small Rectangle Top <ul style="list-style-type: none">C-Table Max features a two column base20" x 26" worksurfaceGenerally recommended for use with seating that have seat heights less than 17.5" and/or seating which has significant seat pitch.Top and base ships in separate packaging; limited assembly required	26" High	CMDGA2026	73P	<div><div></div><div></div><div></div></div>	<div><div></div><div></div><div></div></div>	<div><div></div><div></div></div>	40.0#	\$ 641	\$ 18\$ 115		
<div></div> <div>CMDGA</div>	Fixed Height - Large Rectangle Top <ul style="list-style-type: none">C-Table Max features a two column base24" x 30" worksurfaceGenerally recommended for use with seating that have seat heights less than 17.5" and/or seating which has significant seat pitch.Top and base ships in separate packaging; limited assembly required	26" High	CMDGA2430	73P	<div><div></div><div></div><div></div></div>	<div><div></div><div></div><div></div></div>	<div><div></div><div></div></div>	47.0#	\$ 641	\$ 18\$ 115		
<div></div> <div>CMDGN</div>	Fixed Height - Small Rectangle with Curve Top <ul style="list-style-type: none">C-Table Max features a two column base20" x 26" worksurfaceGenerally recommended for use with seating that have seat heights less than 17.5" and/or seating which has significant seat pitch.Top and base ships in separate packaging; limited assembly required	26" High	CMDGN2026	73P	<div><div></div><div></div><div></div></div>	<div><div></div><div></div><div></div></div>	<div><div></div><div></div></div>	38.0#	\$ 641	\$ 18\$ 115		
<div></div> <div>CMDGN</div>	Fixed Height - Large Rectangle with Curve Top <ul style="list-style-type: none">C-Table Max features a two column base24" x 30" worksurfaceGenerally recommended for use with seating that have seat heights less than 17.5" and/or seating which has significant seat pitch.Top and base ships in separate packaging; limited assembly required	26" High	CMDGN2430	73P	<div><div></div><div></div><div></div></div>	<div><div></div><div></div><div></div></div>	<div><div></div><div></div></div>	45.0#	\$ 641	\$ 18\$ 115		

A

B

C

D

E

HOW TO ORDER

Indicate the following information on order form:

- Quantity of each item.
- Model number, including options. See "How To Build a Model Number".
- Any special service required.

Note:

- The ☐ indicates that a choice is required.
- The absence of the ☐ indicates that no choice is required.
- Alpha-numeric characters in place of ☐ indicate that no other alternatives are available.

HOW TO BUILD A MODEL NUMBER

- A**Select basic model.
- B**Select edge style.
73P - 3/4" 73P edge
- C**Select edge color.
Refer to the **Product Color Options** page in this price list.
- D**Select surface finish.
Refer to the **Product Color Options** page in this price list.
- E**Select base finish.
Refer to the **Product Color Options** page in this price list.

FINISH INFORMATION

ADDITIONAL LAMINATE OFFERING

KI offers laminates beyond those offered in the standard offering. Laminates that are currently available in the program can be viewed in KI product specification tools. Requests to add laminates to the program can be submitted via the product modification request process. Please note, requests to add laminates to the program must include the laminate manufacturers name, color/pattern number, and finish code. Edge options are limited to standard edge colors. If a matching edge is required, this will need to be requested thru the product modification request process and may be subject to additional costs. Due to varying manufacturing processes and quality issues with some laminates, some requests may be denied. Extended lead times and minimum order quantities may apply on orders containing special laminates. Contact the product modification team for questions or additional information regarding special laminates and pricing.

SPECIAL SERVICES

Special Carton Marking

With specially marked information N/C





Shipping
Ships **knocked down, FOB Bonduel, WI 54107, freight prepaid.** Freight class 125.

Specifications and prices are subject to change without prior notice.

C-Table™ Max
26” Fixed Height

KI

C-Table™ Max
26” Fixed Height

		MODEL NUMBER												
		Basic Model	Edge Style	Edge Color	Surface Finish	Base Finish								
MODEL		Features						Approx. Packaged Weight	3/4" 73P Edge (73P)		Laminate Grade 2 add to list price		Laminate Grade 3 add to list price	
 CMDGB		Fixed Height - Round Top	26" High	CMDGB24	73P	<input type="checkbox"/> <input type="checkbox"/> <input type="checkbox"/>	<input type="checkbox"/> <input type="checkbox"/> <input type="checkbox"/>	<input type="checkbox"/> <input type="checkbox"/>	38.0#	\$ 641	\$ 18	\$ 115		
		• C-Table Max features a two column base												
		• 24" round worksurface												
		• Generally recommended for use with seating that have seat heights less than 17.5" and/or seating which has significant seat pitch.												
		• Top and base ships in separate packaging; limited assembly required												
 CMDGP		Fixed Height - Round with Curve Top	26" High	CMDGP24	73P	<input type="checkbox"/> <input type="checkbox"/> <input type="checkbox"/>	<input type="checkbox"/> <input type="checkbox"/> <input type="checkbox"/>	<input type="checkbox"/> <input type="checkbox"/>	35.0#	\$ 641	\$ 18	\$ 115		
		• C-Table Max features a two column base												
		• 24" round worksurface												
		• Generally recommended for use with seating that have seat heights less than 17.5" and/or seating which has significant seat pitch.												
		• Top and base ships in separate packaging; limited assembly required												

HOW TO ORDER

Indicate the following information on order form:

- Quantity of each item.
- Model number, including options. See “How To Build a Model Number”.
- Any special service required.

Note:

- The ☐ indicates that a choice is required.
- The absence of the ☐ indicates that no choice is required.
- Alpha-numeric characters in place of ☐ indicate that no other alternatives are available.

HOW TO BUILD A MODEL NUMBER

- A**Select basic model.
- B**Select edge style.
73P - 3/4" 73P edge
- C**Select edge color.
Refer to the **Product Color Options** page in this price list.
- D**Select surface finish.
Refer to the **Product Color Options** page in this price list.
- E**Select base finish.
Refer to the **Product Color Options** page in this price list.

FINISH INFORMATION

ADDITIONAL LAMINATE OFFERING

KI offers laminates beyond those offered in the standard offering. Laminates that are currently available in the program can be viewed in KI product specification tools. Requests to add laminates to the program can be submitted via the product modification request process. Please note, requests to add laminates to the program must include the laminate manufacturers name, color/pattern number, and finish code. Edge options are limited to standard edge colors. If a matching edge is required, this will need to be requested thru the product modification request process and may be subject to additional costs. Due to varying manufacturing processes and quality issues with some laminates, some requests may be denied. Extended lead times and minimum order quantities may apply on orders containing special laminates. Contact the product modification team for questions or additional information regarding special laminates and pricing.

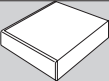
SPECIAL SERVICES

Special Carton Marking

With specially marked information N/C

Shipping
Ships **knocked down, FOB Bonduel, WI 54107, freight prepaid.** Freight class 125.

Specifications and prices are subject to change without prior notice.



3/4" 73P
Edge
(73P)

\$ 641

Laminate
Grade 2
add to list
price

te	Laminate
	Grade 3
ist	add to list
	price



CMDGC

			MODEL NUMBER							Laminate Grade 2 add to list price	Laminate Grade 3 add to list price
	MODEL	Features	Basic Model	Edge Style	Edge Color	Surface Finish	Base Finish	Approx. Packaged Weight	 3/4" 73P Edge (73P) \$ 641		
 CMDGC	Fixed Height - Square Top <ul style="list-style-type: none">C-Table Max features a two column base26" square worksurfaceGenerally recommended for use with seating that have seat heights less than 17.5" and/or seating which has significant seat pitch.Top and base ships in separate packaging; limited assembly required	26" High	CMDGC26	73P	<input type="checkbox"/> <input type="checkbox"/>	<input type="checkbox"/> <input type="checkbox"/>	<input type="checkbox"/>	45.0#		\$ 25	\$ 170
A	B	C	D	E							

Indicate the following information on order form:

1. Quantity of each item.
2. Model number, including options. See "How To Build a Model Number".
3. Any special service required.

Note:

- The ☐ indicates that a choice is required.
- The absence of the ☐ indicates that no choice is required.
- Alpha-numeric characters in place of ☐ indicate that no other alternatives are available.

- A** Select basic model.
- B** Select edge style.

73P - 3/4" 73P edge
- C** Select edge color.
 Refer to the **Product Color Options** page in this price list.
- D** Select surface finish.
 Refer to the **Product Color Options** page in this price list.
- E** Select base finish.
 Refer to the **Product Color Options** page in this price list.

ADDITIONAL LAMINATE OFFERING

KI offers laminates beyond those offered in the standard offering. Laminates that are currently available in the program can be viewed in KI product specification tools. Requests to add laminates to the program can be submitted via the product modification request process. Please note, requests to add laminates to the program must include the laminate manufacturers name, color/pattern number, and finish code. Edge options are limited to standard edge colors. If a matching edge is required, this will need to be requested thru the product modification request process and may be subject to additional costs. Due to varying manufacturing processes and quality issues with some laminates, some requests may be denied. Extended lead times and minimum order quantities may apply on orders containing special laminates. Contact the product modification team for questions or additional information regarding special laminates and pricing.

Special Carton Marking

With specially marked information N/C

Shipping

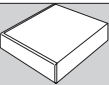




Slips knocked down, FOB Bonduel, WI 54107, freight prepaid. Freight class 125.

Specifications and prices are subject to change without prior notice.

C-Table™ Max
29" Fixed Height

KI

C-Table™ Max
29" Fixed Height

			MODEL NUMBER					<div></div> <div>3/4" 73P Edge (73P)</div>					Laminate Grade 2 add to list price			Laminate Grade 3 add to list price		
			Basic Model	Edge Style	Edge Color	Surface Finish	Base Finish											
MODEL	Features																	
<div> CMDAA</div>	<div>Fixed Height - Small Rectangle Top</div> <ul style="list-style-type: none">• C-Table Max features a two column base• 20" x 26" worksurface• Generally recommended for use with seating that have seat heights higher than 17.5" and/or seating which has no significant seat pitch• Top and base ships in separate packaging; limited assembly required	29" High	CMDAA2026	73P	<div><div></div><div></div><div></div></div>	<div><div></div><div></div><div></div></div>	<div><div></div><div></div><div></div></div>	40.0#	\$ 641	\$ 18	\$ 115							
<div> CMDAA</div>	<div>Fixed Height - Large Rectangle Top</div> <ul style="list-style-type: none">• C-Table Max features a two column base• 24" x 30" worksurface• Generally recommended for use with seating that have seat heights higher than 17.5" and/or seating which has no significant seat pitch• Top and base ships in separate packaging; limited assembly required	29" High	CMDAA2430	73P	<div><div></div><div></div><div></div></div>	<div><div></div><div></div><div></div></div>	<div><div></div><div></div><div></div></div>	47.0#	\$ 641	\$ 18	\$ 115							
<div> CMDAN</div>	<div>Fixed Height - Small Rectangle with Curve Top</div> <ul style="list-style-type: none">• C-Table Max features a two column base• 20" x 26" worksurface• Generally recommended for use with seating that have seat heights higher than 17.5" and/or seating which has no significant seat pitch• Top and base ships in separate packaging; limited assembly required	29" High	CMDAN2026	73P	<div><div></div><div></div><div></div></div>	<div><div></div><div></div><div></div></div>	<div><div></div><div></div><div></div></div>	39.0#	\$ 641	\$ 18	\$ 115							
<div> CMDAN</div>	<div>Fixed Height - Large Rectangle with Curve Top</div> <ul style="list-style-type: none">• C-Table Max features a two column base• 24" x 30" worksurface• Generally recommended for use with seating that have seat heights higher than 17.5" and/or seating which has no significant seat pitch• Top and base ships in separate packaging; limited assembly required	29" High	CMDAN2430	73P	<div><div></div><div></div><div></div></div>	<div><div></div><div></div><div></div></div>	<div><div></div><div></div><div></div></div>	45.0#	\$ 641	\$ 18	\$ 115							

A

B

C

D

E

HOW TO ORDER

Indicate the following information on order form:

- Quantity of each item.
- Model number, including options. See "How To Build a Model Number".
- Any special service required.

Note:

- The ☐ indicates that a choice is required.
- The absence of the ☐ indicates that no choice is required.
- Alpha-numeric characters in place of ☐ indicate that no other alternatives are available.

HOW TO BUILD A MODEL NUMBER

- A

Select basic model.
- B

Select edge style.

73P- 3/4" 73P edge
- C

Select edge color.

Refer to the **Product Color Options** page in this price list.
- D

Select surface finish.

Refer to the **Product Color Options** page in this price list.
- E

Select base finish.

Refer to the **Product Color Options** page in this price list.

FINISH INFORMATION

ADDITIONAL LAMINATE OFFERING

KI offers laminates beyond those offered in the standard offering. Laminates that are currently available in the program can be viewed in KI product specification tools. Requests to add laminates to the program can be submitted via the product modification request process. Please note, requests to add laminates to the program must include the laminate manufacturers name, color/pattern number, and finish code. Edge options are limited to standard edge colors. If a matching edge is required, this will need to be requested thru the product modification request process and may be subject to additional costs. Due to varying manufacturing processes and quality issues with some laminates, some requests may be denied. Extended lead times and minimum order quantities may apply on orders containing special laminates. Contact the product modification team for questions or additional information regarding special laminates and pricing.

SPECIAL SERVICES

Special Carton Marking

With specially marked informationN/C

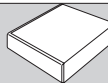




Shipping
Ships **knocked down, FOB Bonduel, WI 54107, freight prepaid.** Freight class 125.

Specifications and prices are subject to change without prior notice.

C-Table™ Max
29" Fixed Height

KI

C-Table™ Max
29" Fixed Height

			MODEL NUMBER																			
MODEL		Features	Basic Model	Edge Style	Edge Color	Surface Finish	Base Finish	Approx. Packaged Weight	<div>3/4" 73P Edge (73P)</div>										Laminate Grade 2 add to list price		Laminate Grade 3 add to list price	
<div></div> <div>CMDAB</div>	Fixed Height - Round Top	29" High	CMDAB24	73P	<input type="checkbox"/> <input type="checkbox"/> <input type="checkbox"/>	<input type="checkbox"/> <input type="checkbox"/> <input type="checkbox"/>	<input type="checkbox"/> <input type="checkbox"/>	38.0#	\$ 641										\$ 18	\$ 115		
	<ul style="list-style-type: none">C-Table Max features a two column base24" round worksurfaceGenerally recommended for use with seating that have seat heights higher than 17.5" and/or seating which has no significant seat pitchTop and base ships in separate packaging; limited assembly required																					
<div></div> <div>CMDAP</div>	Fixed Height - Round with Curve Top	29" High	CMDAP24	73P	<input type="checkbox"/> <input type="checkbox"/> <input type="checkbox"/>	<input type="checkbox"/> <input type="checkbox"/> <input type="checkbox"/>	<input type="checkbox"/> <input type="checkbox"/>	35.0#	\$ 641										\$ 18	\$ 115		
	<ul style="list-style-type: none">C-Table Max features a two column base24" round worksurfaceGenerally recommended for use with seating that have seat heights higher than 17.5" and/or seating which has no significant seat pitchTop and base ships in separate packaging; limited assembly required																					
			A	B	C	D	E															

HOW TO ORDER

Indicate the following information on order form:

- Quantity of each item.
- Model number, including options. See "How To Build a Model Number".
- Any special service required.

Note:

- The ☐ indicates that a choice is required.
- The absence of the ☐ indicates that no choice is required.
- Alpha-numeric characters in place of ☐ indicate that no other alternatives are available.

HOW TO BUILD A MODEL NUMBER

- A**Select basic model.
- B**Select edge style.
73P - 3/4" 73P edge
- C**Select edge color.
Refer to the **Product Color Options** page in this price list.
- D**Select surface finish.
Refer to the **Product Color Options** page in this price list.
- E**Select base finish.
Refer to the **Product Color Options** page in this price list.

FINISH INFORMATION

ADDITIONAL LAMINATE OFFERING

KI offers laminates beyond those offered in the standard offering. Laminates that are currently available in the program can be viewed in KI product specification tools. Requests to add laminates to the program can be submitted via the product modification request process. Please note, requests to add laminates to the program must include the laminate manufacturers name, color/pattern number, and finish code. Edge options are limited to standard edge colors. If a matching edge is required, this will need to be requested thru the product modification request process and may be subject to additional costs. Due to varying manufacturing processes and quality issues with some laminates, some requests may be denied. Extended lead times and minimum order quantities may apply on orders containing special laminates. Contact the product modification team for questions or additional information regarding special laminates and pricing.

SPECIAL SERVICES

Special Carton Marking

With specially marked information N/C


Shipping
Ships **knocked down, FOB Bonduel, WI 54107, freight prepaid.** Freight class 125.

Specifications and prices are subject to change without prior notice.

C-Table™ Max
29" Fixed Height

KI

C-Table™ Max
29" Fixed Height

		MODEL NUMBER										
		Basic Model	Edge Style	Edge Color	Surface Finish	Base Finish	Approx. Packaged Weight			Laminate Grade 2 add to list price	Laminate Grade 3 add to list price	
 CMDAC	MODEL											
	Fixed Height - Square Top	29" High	CMDAC26	73P	<input type="checkbox"/> <input type="checkbox"/> <input type="checkbox"/>	<input type="checkbox"/> <input type="checkbox"/> <input type="checkbox"/>	<input type="checkbox"/> <input type="checkbox"/>	46.0#	\$ 641		\$ 25	\$ 170
	<ul style="list-style-type: none">C-Table Max features a two column base26" square worksurfaceGenerally recommended for use with seating that have seat heights higher than 17.5" and/or seating which has no significant seat pitch.Top and base ships in separate packaging; limited assembly required											
		A	B	C	D	E						

HOW TO ORDER

Indicate the following information on order form:

- Quantity of each item.
- Model number, including options. See "How To Build a Model Number".
- Any special service required.

Note:

- The ☐ indicates that a choice is required.
- The absence of the ☐ indicates that no choice is required.
- Alpha-numeric characters in place of ☐ indicate that no other alternatives are available.

HOW TO BUILD A MODEL NUMBER

- A** Select basic model.
- B** Select edge style.
73P - 3/4" 73P edge
- C** Select edge color.
Refer to the **Product Color Options** page in this price list.
- D** Select surface finish.
Refer to the **Product Color Options** page in this price list.
- E** Select base finish.
Refer to the **Product Color Options** page in this price list.

FINISH INFORMATION

ADDITIONAL LAMINATE OFFERING

KI offers laminates beyond those offered in the standard offering. Laminates that are currently available in the program can be viewed in KI product specification tools. Requests to add laminates to the program can be submitted via the product modification request process. Please note, requests to add laminates to the program must include the laminate manufacturers name, color/pattern number, and finish code. Edge options are limited to standard edge colors. If a matching edge is required, this will need to be requested thru the product modification request process and may be subject to additional costs. Due to varying manufacturing processes and quality issues with some laminates, some requests may be denied. Extended lead times and minimum order quantities may apply on orders containing special laminates. Contact the product modification team for questions or additional information regarding special laminates and pricing.

SPECIAL SERVICES

Special Carton Marking

With specially marked information N/C









Shipping
Ships **knocked down, FOB Bonduel, WI 54107, freight prepaid.** Freight class 125.

Specifications and prices are subject to change without prior notice.

C-Table™ Max
25" - 30" Adjustable Height

KI

C-Table™ Max
25" - 30" Adjustable Height

		MODEL NUMBER					Approx. Packaged Weight	3/4" 73P Edge (73P)	Laminate Grade 2 add to list price	Laminate Grade 3 add to list price
		Basic Model	Edge Style	Edge Color	Surface Finish	Base Finish				
  CMDEA	Adjustable Height - Small Rectangle Top <ul style="list-style-type: none">C-Table Max features a two column base20" x 26" worksurfaceLever actuated base height adjustmentGenerally recommended for use in environments with varying seat heights and/or varying seat pitchTop and base ships in separate packaging; limited assembly required	25" - 30" High	CMDEA2026	73P	<input type="checkbox"/> <input type="checkbox"/> <input type="checkbox"/>	<input type="checkbox"/> <input type="checkbox"/> <input type="checkbox"/>	<input type="checkbox"/> <input type="checkbox"/>	43.0#	\$ 797	\$ 18 \$ 115
  CMDEA	Adjustable Height - Large Rectangle Top <ul style="list-style-type: none">C-Table Max features a two column base24" x 30" worksurfaceLever actuated base height adjustmentGenerally recommended for use in environments with varying seat heights and/or varying seat pitchTop and base ships in separate packaging; limited assembly required	25" - 30" High	CMDEA2430	73P	<input type="checkbox"/> <input type="checkbox"/> <input type="checkbox"/>	<input type="checkbox"/> <input type="checkbox"/> <input type="checkbox"/>	<input type="checkbox"/> <input type="checkbox"/>	50.0#	\$ 797	\$ 18 \$ 115
  CMDEN	Adjustable Height - Small Rectangle with Curve Top <ul style="list-style-type: none">C-Table Max features a two column base20" x 26" worksurfaceLever actuated base height adjustmentGenerally recommended for use in environments with varying seat heights and/or varying seat pitchTop and base ships in separate packaging; limited assembly required	25" - 30" High	CMDEN2026	73P	<input type="checkbox"/> <input type="checkbox"/> <input type="checkbox"/>	<input type="checkbox"/> <input type="checkbox"/> <input type="checkbox"/>	<input type="checkbox"/> <input type="checkbox"/>	42.0#	\$ 797	\$ 18 \$ 115
  CMDEN	Adjustable Height - Large Rectangle with Curve Top <ul style="list-style-type: none">C-Table Max features a two column base24" x 30" worksurfaceLever actuated base height adjustmentGenerally recommended for use in environments with varying seat heights and/or varying seat pitchTop and base ships in separate packaging; limited assembly required	25" - 30" High	CMDEN2430	73P	<input type="checkbox"/> <input type="checkbox"/> <input type="checkbox"/>	<input type="checkbox"/> <input type="checkbox"/> <input type="checkbox"/>	<input type="checkbox"/> <input type="checkbox"/>	48.0#	\$ 797	\$ 18 \$ 115

A **B** **C** **D** **E**

HOW TO ORDER

- Indicate the following information on order form:
- Quantity of each item.
 - Model number, including options. See "How To Build a Model Number".
 - Any special service required.

Note:

- The ☐ indicates that a choice is required.
- The absence of the ☐ indicates that no choice is required.
- Alpha-numeric characters in place of ☐ indicate that no other alternatives are available.

HOW TO BUILD A MODEL NUMBER

- A**Select basic model.
- B**Select edge style.
73P - 3/4" 73P edge
- C**Select edge color.
Refer to the **Product Color Options** page in this price list.
- D**Select surface finish.
Refer to the **Product Color Options** page in this price list.
- E**Select base finish.
Refer to the **Product Color Options** page in this price list.

FINISH INFORMATION

ADDITIONAL LAMINATE OFFERING

KI offers laminates beyond those offered in the standard offering. Laminates that are currently available in the program can be viewed in KI product specification tools. Requests to add laminates to the program can be submitted via the product modification request process. Please note, requests to add laminates to the program must include the laminate manufacturers name, color/pattern number, and finish code. Edge options are limited to standard edge colors. If a matching edge is required, this will need to be requested thru the product modification request process and may be subject to additional costs. Due to varying manufacturing processes and quality issues with some laminates, some requests may be denied. Extended lead times and minimum order quantities may apply on orders containing special laminates. Contact the product modification team for questions or additional information regarding special laminates and pricing.

SPECIAL SERVICES

Special Carton Marking

With specially marked information N/C



Shipping
Ships **knocked down, FOB Bonduel, WI 54107, freight prepaid.** Freight class 125.

Specifications and prices are subject to change without prior notice.

C-Table™ Max
25" - 30" Adjustable Height

KI

C-Table™ Max
25" - 30" Adjustable Height

			MODEL NUMBER					<div>3/4" 73P Edge (73P)</div>					Laminate Grade 2 add to list price		Laminate Grade 3 add to list price	
			Basic Model	Edge Style	Edge Color	Surface Finish	Base Finish									
MODEL			Features						Approx. Packaged Weight							
<div></div> <div>CMDEB</div>	Adjustable Height - Round Top <ul style="list-style-type: none">C-Table Max features a two column base24" round worksurfaceLever actuated base height adjustmentGenerally recommended for use in environments with varying seat heights and/or varying seat pitchTop and base ships in separate packaging; limited assembly required		25" - 30" High	CMDEB24	73P	<input type="checkbox"/> <input type="checkbox"/> <input type="checkbox"/>	<input type="checkbox"/> <input type="checkbox"/> <input type="checkbox"/>	<input type="checkbox"/> <input type="checkbox"/>	41.0#	\$	797	\$	18	\$	115	
<div></div> <div>CMDEP</div>	Adjustable Height - Round with Curve Top <ul style="list-style-type: none">C-Table Max features a two column base24" round worksurfaceLever actuated base height adjustmentGenerally recommended for use in environments with varying seat heights and/or varying seat pitchTop and base ships in separate packaging; limited assembly required		25" - 30" High	CMDEP24	73P	<input type="checkbox"/> <input type="checkbox"/> <input type="checkbox"/>	<input type="checkbox"/> <input type="checkbox"/> <input type="checkbox"/>	<input type="checkbox"/> <input type="checkbox"/>	38.0#	\$	797	\$	18	\$	115	
				A	B	C	D	E								

HOW TO ORDER

Indicate the following information on order form:

- Quantity of each item.
- Model number, including options. See "How To Build a Model Number".
- Any special service required.

Note:

- The ☐ indicates that a choice is required.
- The absence of the ☐ indicates that no choice is required.
- Alpha-numeric characters in place of ☐ indicate that no other alternatives are available.

HOW TO BUILD A MODEL NUMBER

- A**Select basic model.
- B**Select edge style.
73P - 3/4" 73P edge
- C**Select edge color.
Refer to the **Product Color Options** page in this price list.
- D**Select surface finish.
Refer to the **Product Color Options** page in this price list.
- E**Select base finish.
Refer to the **Product Color Options** page in this price list.

FINISH INFORMATION

ADDITIONAL LAMINATE OFFERING

KI offers laminates beyond those offered in the standard offering. Laminates that are currently available in the program can be viewed in KI product specification tools. Requests to add laminates to the program can be submitted via the product modification request process. Please note, requests to add laminates to the program must include the laminate manufacturers name, color/pattern number, and finish code. Edge options are limited to standard edge colors. If a matching edge is required, this will need to be requested thru the product modification request process and may be subject to additional costs. Due to varying manufacturing processes and quality issues with some laminates, some requests may be denied. Extended lead times and minimum order quantities may apply on orders containing special laminates. Contact the product modification team for questions or additional information regarding special laminates and pricing.

SPECIAL SERVICES

Special Carton Marking

With specially marked information N/C

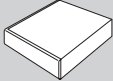

Shipping
Ships **knocked down, FOB Bonduel, WI 54107, freight prepaid.** Freight class 125.

Specifications and prices are subject to change without prior notice.

C-Table™ Max
25" - 30" Adjustable Height

KI

C-Table™ Max
25" - 30" Adjustable Height

		MODEL NUMBER										
		Basic Model	Edge Style	Edge Color	Surface Finish	Base Finish						
MODEL	Features						Approx. Packaged Weight		 3/4" 73P Edge (73P)		Laminate Grade 2 add to list price	Laminate Grade 3 add to list price
 CMDEC	Adjustable Height - Square Top <ul style="list-style-type: none">C-Table Max features a two column base26" square worksurfaceLever actuated base height adjustmentGenerally recommended for use in environments with varying seat heights and/or varying seat pitchTop and base ships in separate packaging; limited assembly required	25" - 30" High	CMDEC26	73P	<input type="checkbox"/> <input type="checkbox"/> <input type="checkbox"/>	<input type="checkbox"/> <input type="checkbox"/> <input type="checkbox"/>	<input type="checkbox"/> <input type="checkbox"/>	49.0#	\$ 797		\$ 25	\$ 170
			A	B	C	D	E					

HOW TO ORDER

Indicate the following information on order form:

- Quantity of each item.
- Model number, including options. See "How To Build a Model Number".
- Any special service required.

Note:

- The ☐ indicates that a choice is required.
- The absence of the ☐ indicates that no choice is required.
- Alpha-numeric characters in place of ☐ indicate that no other alternatives are available.

HOW TO BUILD A MODEL NUMBER

- A**Select basic model.
- B**Select edge style.
73P - 3/4" 73P edge
- C**Select edge color.
Refer to the **Product Color Options** page in this price list.
- D**Select surface finish.
Refer to the **Product Color Options** page in this price list.
- E**Select base finish.
Refer to the **Product Color Options** page in this price list.

FINISH INFORMATION

ADDITIONAL LAMINATE OFFERING

KI offers laminates beyond those offered in the standard offering. Laminates that are currently available in the program can be viewed in KI product specification tools. Requests to add laminates to the program can be submitted via the product modification request process. Please note, requests to add laminates to the program must include the laminate manufacturers name, color/pattern number, and finish code. Edge options are limited to standard edge colors. If a matching edge is required, this will need to be requested thru the product modification request process and may be subject to additional costs. Due to varying manufacturing processes and quality issues with some laminates, some requests may be denied. Extended lead times and minimum order quantities may apply on orders containing special laminates. Contact the product modification team for questions or additional information regarding special laminates and pricing.


SPECIAL SERVICES

Special Carton Marking

With specially marked information N/C

Shipping
Ships **knocked down, FOB Bonduel, WI 54107, freight prepaid.** Freight class 125.

Specifications and prices are subject to change without prior notice.



PRODUCT SPECIFICATIONS ■

Athens® Table

December 2020

TECHNICAL SPECIFICATIONS

Table Bases

Tapered Base (ATH3)
Tapered round pedestal base is .07" thick steel. Tapered base is 26" in diameter for 36" square and 42" Round tops only. Tapered base is 22" diameter for all other top sizes. 3" diameter column is constructed of 14-gauge steel. Table mounting plate is 7-gauge steel, and attaches to the underside of the worksurface using eight # 12 Phillips pan head screws. Adjustable glides are 1" diameter, nickel plated with ⁵/₁₆" stems. No tools are required for glide adjustment.

Disc Base (ATH4)
Flat round pedestal base is a .07" thick steel cover over a 1/4" thick steel plate. Base is 20" diameter for all 24" and 30" round table units and for all 24" square table units. Base is 24" diameter for all 36" round table units, for 42" round table units at 29" OTH (overall table height), and for all 30" square table units. Base is 32" diameter for 42" round table units at 42" OTH, and for all 36" and 42" square table units. 4" diameter column is constructed of 14-gauge steel. Table mounting plate is 7-gauge steel, and attaches to the underside of the worksurface using eight # 12 Phillips pan head screws. Adjustable glides are 1" diameter nickel plated with ⁵/₁₆" stems. No tools are required for glide adjustment.

Table Base ATH5
Flat round pedestal base is a .07" thick steel cover over a 1/4" thick steel plate. Base is 32" diameter for all round and square table units. 5" diameter column is constructed of 14-gauge steel and is used for all 48" and 54" round table units and all square table units. 6" diameter column is used on 60" round table units and is constructed of 14-gauge steel. Table mounting plate is 7-gauge steel, and attaches to the underside of the worksurface with eight # 12 Phillips pan head screws. Adjustable glides are 1" diameter nickel plated with ⁵/₁₆" stems. No tools are required for glide adjustment.

Booth Table Base

Heavy Base (AHDAA & AHDAC)
Heavy round pedestal base consists of a 14-gauge spun steel cover adhered to two 1/4" thick steel plates. Heavy base is 20" in diameter for all 24" and 26" booth table units, 24" in diameter for all 30" and 36" units and 32" in diameter for 42" and 48" units. 4" diameter column is constructed of 14-gauge steel. Table mounting plate is 7-gauge steel, and attaches to the underside of the worksurface using eight # 12 Phillips pan head screws. Adjustable glides are 1" diameter nickel plated with ⁵/₁₆" stems. No tools are required for glide adjustment.

Base Finishes
Standard base finishes include electroplated chrome and powder-coated, oven-cured paint.

Laminate Table Surfaces
Laminate tops feature a 1 1/8" thick high-density particleboard core with high-pressure laminate top and phenolic backing sheet. Total thickness of table top is 1 1/4". Tops are pre-drilled.

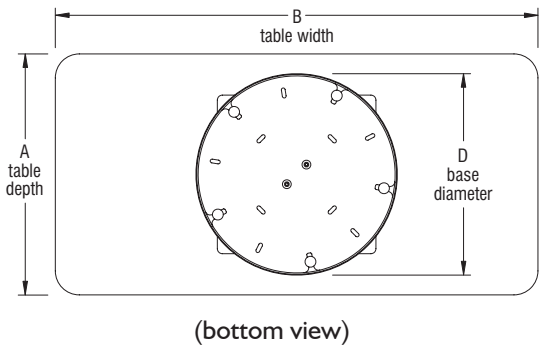
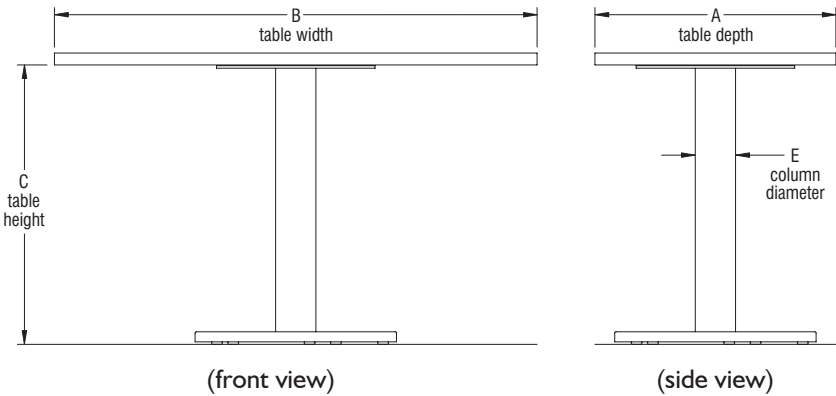
Veneer Table Surfaces
Veneer tops feature a 1 1/8" thick high-density particleboard core with wood veneer and backing sheet, and finished with a catalyzed varnish finish. Total thickness of table top is 1 1/4". Tops are pre-drilled.


DIMENSIONS

Athens Rectangular & Square Booth Tables

Model Number	A Table Depth	B Table Width	C Table Height	D Base Diameter	E Column Diameter
AHDAA2448	24"	48"	29"	20"	4"
AHDAA2648	26"			24"	
AHDAA3048	30"			24"	
AHDAA3648	36"			32"	
AHDAA4248	42"				
AHDAC48	48"				

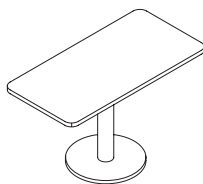
(model AHDAA2448 with disc base (ATH4) shown)



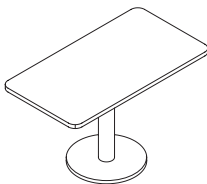


STATEMENT OF LINE

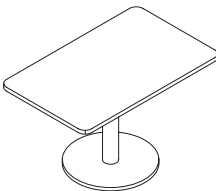
Athens Rectangular Booth Tables



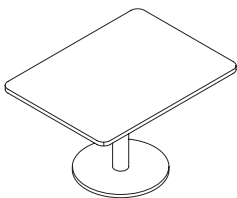
AHDAA2448



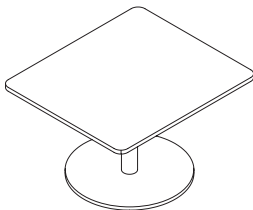
AHDAA2648



AHDAA3048

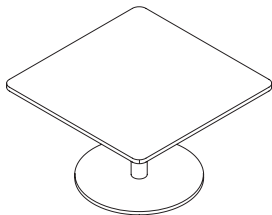


AHDAA3648



AHDAA4248

Athens Square Booth Tables



AHDAC48



Surface Finish--Grade 1 Standard Laminate		Edge Color for 74P Edge	Veneer Surface and Edge Colors for RE and PT Edge		
Beigewood	LBZ	Akira	EAK	Cherry Storm on Maple	MCX
Belair	LBQ	Beigewood	EBZ	Cinnamon on Maple	MCN
Biltmore Cherry	LBT	Belair	EBQ	Cocoa on Maple	MCA
Black	LBK	Biltmore Cherry	EBT	Kensington Maple on Maple	MMA
Brighton Walnut	LBW	Black	EBL	Monticello Maple on Maple	MMT
Castle Oak	LCO	Black Hills Oak	EBH	River Cherry on Maple	MRY
Cherry Storm	LCX	Blue Grey	EGR	Wood Edge Finish for 34R and 34S Edge	
Classic Linen	LCI	Brighton Walnut	EBW		
Cocobala	LCC	Castle Oak	ECO		
Crisp Linen	LRI	Cayenne	ECY		
Designer White	LDR	Cherry Storm	ECX		
Dove Grey	LDG	Cocobala	ECC		
Florence Walnut	LFC	Cool Grey	ECG		
Friston Ash	LFH	Cumberland Walnut	ECJ		
Frosty White	LFW	Dering Forest	EDF		
Graphite Nebula	LGN	Designer White	EDR		
Grey	LGE	Earthen Clay	EEY	Base Finish	
High Rise	LHE	Everglade Shade	EEV		
Hollyberry	LHY	Fawn Cypress	EFQ		
Island	LID	Flannel	EFN		
Italian Silver Ash	LIT	Florence Walnut	EFC		
Kensington Maple	LKM	Friston Ash	EFH		
Lapis Blue	LLB	Frosty White	EFW		
Monticello Maple	LMT	Hartley Walnut	EHW		
North Sea	LNA	Hazy Jade	EHJ		
Ocean	LON	Honey Bee	EHY		
Pinnacle Walnut	LPW	Italian Silver Ash	EIT	MBT and MBW are not supported with samples	
River Cherry	LRY	Kensington Maple	EKM		
Shadow Zephyr	LSR	Light Tone	ELG		
Sterling Ash	LAZ	Mardi Gras	EMG		
Titanium Evolv	LTV	Misty Brown	EMY		
White Nebula	LWL	Monticello Maple	EMT		
White Sand	LWN	Multiplex	EMB		
Windsor Mahogany	LWY	Nemo	ENE		
Surface Finish--Grade 2 Standard Laminate		Nordic	END		
		Pinnacle Walnut	EPW		
		Poppy Red	EPR		
		Purple Haze	EPH		
		Rainforest	ERQ		
		Raleigh Walnut	ERW		
		River Cherry	ERY		
		Rubber Ducky	ERK		
		Sand	ESA		
		Sky Blue	ESK		
Surface Finish--Grade 3 Standard Laminate		Solano Walnut	ESG		
		Sterling Ash	EAZ		
		Surf's Up	ESP		
		Tarragon	ETQ		
		Twilight Shadow	ETI		
		Ultra Blue	EUB		
		Valley Forge Elm	EVF		
		Warm Grey	EWG		
		White River Forest	EWR		
		Windsor Mahogany	EWY		
		Zesty Lime	EZL	Chrome is available at an upcharge.	

Finish Cards

View color swatches for items listed within this document.

- | | | | |
|----------------------|--------------------|---------------------|----------------------|
| <u>Paints</u> | <u>Wood/Veneer</u> | <u>Molded Edges</u> | <u>Hard Plastics</u> |
| <u>Plastics/Poly</u> | <u>Laminates</u> | <u>Edge Styles</u> | <u>Glass</u> |

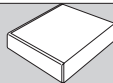
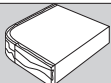
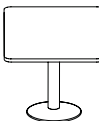

Certain options referenced may not be available on GSA Schedule.

Athens® Booth Tables

Square--Flat Disc Base, 4" Column, Fixed Height

Athens® Booth Tables

Square--Flat Disc Base, 4" Column, Fixed Height

			MODEL NUMBER										
MODEL	Features	A x B	Basic Model	Edge Style	Edge Color	Base Finish	Surface Finish	Approx. Packaged Weight	 74P Edge (74P)	 1-1/4" Wood Band Edge (34R)	Laminate Grade 2 add to list price	Laminate Grade 3 add to list price	
 AHDAC	 • Square Tables, 4" column, 29"H • 4" column diameter • 29" unit height • Square top with rounded corners • 32" base diameter on 48" tables • Flat disc base	Powdercoat 48 x 48"	AHDAC48P	<input type="checkbox"/> <input type="checkbox"/> <input type="checkbox"/>	<input type="checkbox"/> <input type="checkbox"/> <input type="checkbox"/>	<input type="checkbox"/> <input type="checkbox"/>		230.0#	\$ 1940	\$ 3026	\$ 35	\$ 225	
		Chrome 48 x 48"	AHDAC48C	<input type="checkbox"/> <input type="checkbox"/> <input type="checkbox"/>	<input type="checkbox"/> <input type="checkbox"/> <input type="checkbox"/>	CH		230.0#	2587	3601	35	225	
			A	B	C	D	E						

HOW TO ORDER

- Indicate the following information on order form:
1. Quantity of each item.
 2. Model number, including options. See "How To Build a Model Number".
 3. Any special service required.

Note:

- The ☐ indicates that a choice is required.
- The absence of the ☐ indicates that no choice is required.
- Alpha-numeric characters in place of ☐ indicate that no other alternatives are available.

HOW TO BUILD A MODEL NUMBER

- A**Select basic model.
- B**Select edge style.
- | | |
|------------|-----------------------------------|
| 74P | - 74P edge |
| 34R | - 1-1/4" Wood band, radius corner |
- C**Select edge color.
Refer to the **Product Color Options** page in this price list.
Edge color offerings are based on edge style selections.
- D**Select base finish.
Refer to the **Product Color Options** page in this price list.
- E**Select surface finish.
Refer to the **Product Color Options** page in this price list.
Surface finish offerings are based on edge style selections.

FINISH INFORMATION

Additional Laminate Offering
KI offers laminates beyond those offered in the standard offering. Laminates that are currently available in the program can be viewed in KI product specification tools. Requests to add laminates to the program can be submitted via the product modification request process. Please note, requests to add laminates to the program must include the laminate manufacturer's name, color/pattern number, and finish code. Edge options are limited to standard edge colors. If a matching edge is required, this will need to be requested through the product modification request process and may be subject to additional costs. Due to varying manufacturing processes and quality issues with some laminates, some requests may be denied. Extended lead times and minimum order quantities may apply on orders containing special laminates. Contact the product modification team for questions or additional information regarding special laminates and pricing.

Color Match
KI offers the additional option of color matching paint, polypropylene, or wood stain through Product Modification Requests. Contact customer service for details.

SPECIAL SERVICES

Special Carton Marking

With specially marked information N/C

Shipping
Ships **knocked down, FOB Bonduel, WI 54107, freight prepaid**. Fixed tables are freight class 70. Folding tables are freight class 125.

Specifications and prices are subject to change without prior notice.

Athens® Booth Tables

Rectangular--Flat Disc Base, 4" Column, Fixed Height

Athens® Booth Tables

Rectangular--Flat Disc Base, 4" Column, Fixed Height

				MODEL NUMBER																																																																																																																																																																																																																																																																																																																																																																																																																																																																																																																																																																																																																																																																																																																																																																																																																																																						
--	--	--	--	--------------	--	--	--	--	--	--	--	--	--	--	--	--	--	--	--	--	--	--	--	--	--	--	--	--	--	--	--	--	--	--	--	--	--	--	--	--	--	--	--	--	--	--	--	--	--	--	--	--	--	--	--	--	--	--	--	--	--	--	--	--	--	--	--	--	--	--	--	--	--	--	--	--	--	--	--	--	--	--	--	--	--	--	--	--	--	--	--	--	--	--	--	--	--	--	--	--	--	--	--	--	--	--	--	--	--	--	--	--	--	--	--	--	--	--	--	--	--	--	--	--	--	--	--	--	--	--	--	--	--	--	--	--	--	--	--	--	--	--	--	--	--	--	--	--	--	--	--	--	--	--	--	--	--	--	--	--	--	--	--	--	--	--	--	--	--	--	--	--	--	--	--	--	--	--	--	--	--	--	--	--	--	--	--	--	--	--	--	--	--	--	--	--	--	--	--	--	--	--	--	--	--	--	--	--	--	--	--	--	--	--	--	--	--	--	--	--	--	--	--	--	--	--	--	--	--	--	--	--	--	--	--	--	--	--	--	--	--	--	--	--	--	--	--	--	--	--	--	--	--	--	--	--	--	--	--	--	--	--	--	--	--	--	--	--	--	--	--	--	--	--	--	--	--	--	--	--	--	--	--	--	--	--	--	--	--	--	--	--	--	--	--	--	--	--	--	--	--	--	--	--	--	--	--	--	--	--	--	--	--	--	--	--	--	--	--	--	--	--	--	--	--	--	--	--	--	--	--	--	--	--	--	--	--	--	--	--	--	--	--	--	--	--	--	--	--	--	--	--	--	--	--	--	--	--	--	--	--	--	--	--	--	--	--	--	--	--	--	--	--	--	--	--	--	--	--	--	--	--	--	--	--	--	--	--	--	--	--	--	--	--	--	--	--	--	--	--	--	--	--	--	--	--	--	--	--	--	--	--	--	--	--	--	--	--	--	--	--	--	--	--	--	--	--	--	--	--	--	--	--	--	--	--	--	--	--	--	--	--	--	--	--	--	--	--	--	--	--	--	--	--	--	--	--	--	--	--	--	--	--	--	--	--	--	--	--	--	--	--	--	--	--	--	--	--	--	--	--	--	--	--	--	--	--	--	--	--	--	--	--	--	--	--	--	--	--	--	--	--	--	--	--	--	--	--	--	--	--	--	--	--	--	--	--	--	--	--	--	--	--	--	--	--	--	--	--	--	--	--	--	--	--	--	--	--	--	--	--	--	--	--	--	--	--	--	--	--	--	--	--	--	--	--	--	--	--	--	--	--	--	--	--	--	--	--	--	--	--	--	--	--	--	--	--	--	--	--	--	--	--	--	--	--	--	--	--	--	--	--	--	--	--	--	--	--	--	--	--	--	--	--	--	--	--	--	--	--	--	--	--	--	--	--	--	--	--	--	--	--	--	--	--	--	--	--	--	--	--	--	--	--	--	--	--	--	--	--	--	--	--	--	--	--	--	--	--	--	--	--	--	--	--	--	--	--	--	--	--	--	--	--	--	--	--	--	--	--	--	--	--	--	--	--	--	--	--	--	--	--	--	--	--	--	--	--	--	--	--	--	--	--	--	--	--	--	--	--	--	--	--	--	--	--	--	--	--	--	--	--	--	--	--	--	--	--	--	--	--	--	--	--	--	--	--	--	--	--	--	--	--	--	--	--	--	--	--	--	--	--	--	--	--	--	--	--	--	--	--	--	--	--	--	--	--	--	--	--	--	--	--	--	--	--	--	--	--	--	--	--	--	--	--	--	--	--	--	--	--	--	--	--	--	--	--	--	--	--	--	--	--	--	--	--	--	--	--	--	--	--	--	--	--	--	--	--	--	--	--	--	--	--	--	--	--	--	--	--	--	--	--	--	--	--

HOW TO ORDER

- Indicate the following information on order form:
1. Quantity of each item.
 2. Model number, including options. See "How To Build a Model Number".
 3. Any special service required.

Note: • The ☐ indicates that a choice is required.

- The absence of the ☐ indicates that no choice is required.
- Alpha-numeric characters in place of ☐ indicate that no other alternatives are available.

HOW TO BUILD A MODEL NUMBER

- A**Select basic model.
- | | |
|------------|-----------------------------------|
| 74P | - 74P edge |
| 34R | - 1-1/4" Wood band, radius corner |
- C**Select edge color.
Refer to the **Product Color Options** page in this price list.
Edge color offerings are based on edge style selections.
- D**Select base finish.
Refer to the **Product Color Options** page in this price list.
- E**Select surface finish.
Refer to the **Product Color Options** page in this price list.
Surface finish offerings are based on edge style selections.

FINISH INFORMATION

Additional Laminate Offering
KI offers laminates beyond those offered in the standard offering. Laminates that are currently available in the program can be viewed in KI product specification tools. Requests to add laminates to the program can be submitted via the product modification request process. Please note, requests to add laminates to the program must include the laminate manufacturer's name, color/pattern number, and finish code. Edge options are limited to standard edge colors. If a matching edge is required, this will need to be requested through the product modification request process and may be subject to additional costs. Due to varying manufacturing processes and quality issues with some laminates, some requests may be denied. Extended lead times and minimum order quantities may apply on orders containing special laminates. Contact the product modification team for questions or additional information regarding special laminates and pricing.

Color Match
KI offers the additional option of color matching paint, polypropylene, or wood stain through Product Modification Requests. Contact customer service for details.

SPECIAL SERVICES

Special Carton Marking

With specially marked information N/C

Shipping
Ships **knocked down, FOB Bonduel, WI 54107, freight prepaid**. Fixed tables are freight class 70. Folding tables are freight class 125.

Specifications and prices are subject to change without prior notice.



PRODUCT SPECIFICATIONS

Pillar® Tables

March 2023

TECHNICAL SPECIFICATIONS

Tabletops

Standard Tabletops

Standard tabletops are nominal 1 1/4" overall thickness with .030" thick high-pressure laminate top surface and .028" phenolic backer (bottom surface). The density of the core in standard tops is 45 lb/cu ft particleboard, M3 grade. The Pillar Table is available with the 2 mm (74P) edge.

90° Outside Curve Tabletops

Outside curve tabletops are nominal 1 1/4" overall thickness with .030" thick high-pressure laminate top surface and .028" phenolic backer (bottom surface). The density of the core in outside curve tops is 45 lb/cu ft particleboard, M3 grade. The tabletop is available with the 2 mm (74P) edge. This outside curve is supported at the underside, between two tables of equal depth by four 1 1/2" (1.25" thick) splice plates. While secured between two tables, no leg is required to support the tabletop.

Leg Assembly

Leg assemblies come in three variations to accommodate three overall table heights: 29" standard, 36" standard and 42" standing height depending on the table shape. The leg construction consist of a 2 1/4" O.D., 14-gauge steel tubing welded to a 1/4" thick 8" x 8" steel plate. A 1/4" thick steel insert is welded in the bottom of each leg tube with a 1/2"-13 UNC threaded hole where the casters or glides attach. The legs are attached to the tabletop using #12 x 1" screws. Casters and glides are shipped in separate cartons and must to be installed upon assembly of the table.

Casters & Glides

Each table includes either casters or glides. Each caster table includes a set of locking and non-locking wheel casters. Casters are made of molded nylon and come in two colors. Glides are black nylon, overmolded on a steel insert for strength. Glides and casters are not interchangeable without changing the table height. Caster wheels are a minimum of 2 7/16" (63 mm) diameter. Caster wheel treads are a medium hard (75 max Shore A) for easy mobility on carpet or hard floors. Glides have a smooth bottom surface for mobility. Glides have a height adjustment range of 1" to allow for uneven surfaces.

Ganging Mechanism

Molded of black, high-strength nylon, the hook and peg combination draws tables together back-to-back or side-by-side. Once the ganging mechanism is installed, no tools are required when joining tables. Gangers are self-storing under the table when not in use. Tops are pre-drilled for placement of ganging pegs. Two gangers, four pegs and all mounting screws are included in the kit. One kit per table joint is required. Field installed.

Wire Management

Wire Trough

The wire trough is a cord management accessory that is provided with the Pillar table if Pattern electrical components are specified with the order. If the Pillar table is specified with any 3-prong plug module unit, then a wire trough must be ordered separately. Constructed of 18-gauge steel with a powder-coated finish in all KI standard finishes. Screws are provided for attachment to the underside of the tabletop, and tops are pre-drilled for wire trough locations. Provides multiple access holes to feed wires, and includes cutouts for installation of additional Pattern snap-in RPT power modules.

Vertical Leg Wire Management

A color matched extrusion made of aluminum "snaps" to the Pillar leg, managing cables and wires exiting power modules or standard grommets installed on the tabletop. The extrusion is 12" long. Vertical wire managers are included when powered Pillar tables are ordered.



TECHNICAL SPECIFICATIONS

Wire Management (cont.)

Velcro® Wire Management

The Velcro wire manager is constructed of 2" x 4 1/2" Velcro hook and loop material with a looped pull tab. The wire manager is provided with adhesive backing and screws for attachment to the underside of the top. Tops are pre-drilled for locating wire manager, but the manager may be applied in any convenient location. One or two Velcro wire managers are included when Pattern power modules are ordered, and wire clips are provided when power modules with 3-prong plugs are ordered. Field installed.

Grommets

Flip-Top Grommets for Dean® & Nacre® Power Modules

Flip-top grommets are surface-mounted covers, constructed of 18-gauge steel. Grommets have a flip-up receding door and are identical in cutout size to the Nacre or Dean power modules listed below, which allows for retrofitting corresponding power modules at a later date. One grommet ships per table, which is located in the center of the tops. Two grommets ship per conference table, which are located near the center of the tops. Grommets are finished with powder-coat paint and available in all KI paint colors. The flip-up door is designed to allow cords to remain routed through the opening while it is closed and allows for more cord routing space when the flip-up door is opened. Field installed.

Circular Grommet for Node® Power Module

The Node circular grommet is an open top, surface-mounted grommet constructed of aluminum. The overall diameter of 3.15" fits into a 3" diameter cutout in the surface. One grommet ships per table, which is located in the center of the tops. Two grommets ship per conference table, which are located near the center of the tops. Grommets are finished with powder-coat paint and available in all KI paint colors. Not available in chrome. Field installed.

Power Modules

Dean In-Surface Power Module

Dean In-Surface power module consists of two simplex receptacles (rated at 15 amps/125 volts), one USB-A port and one USB-C port, 2 amps per port, and one data jack opening. The module can be modified to fit various brand jacks. Data tree ships with Dean in-surface power modules. Data connectors are not supplied with the module and are purchased by the customer. The Dean in-surface module is 8.12" long by 2.31" wide by 2.5" high and fits securely into a 7.81" x 1.93" cutout. Module is mechanically attached to the worksurface with screws from the underside. The module has a molded plastic faceplate with steel trim and an aluminum housing. Modules comes standard with either 9' or 15' cord with a 3-prong plug, or a 20" cord with a Pattern™ connector. A 40" cord option is available for larger conference tables with two power modules. Dean power module is rated at 15 amps/120 volts and is UL listed.

Dean Clamp-On Power Module

Dean clamp-on power module consists of two simplex receptacles (rated at 15 amps/125 volts), one USB-A and one USB-C port, 2 amps per port. Dean clamp-on module is 5.50" long by 3.06" wide by 3.38" high. The module has a smooth molded plastic faceplate with an anodized aluminum housing. Clamp-on mounting style positions the module at a right angle to the worksurface and uses two thumb screws for attachment, without the need for table cutouts. Clamp is 3" wide, extends 1 3/4" onto edge of surface and can accommodate a maximum surface thickness of 1 1/2". Modules come standard with either 3', 9' or 15' cord with a 3-prong plug, or a 40" cord with a Pattern connector. Dean power module is rated at 15 amps/120 volts and is UL listed.

Dubbel™ Undersurface Power Module

Dubbel undersurface module consists of two simplex receptacles (rated at 15 amps/125 volts), one USB-A port and one USB-C port, 2 amps per port. Dubbel is 7.63" wide by 1.75" tall by 5.25" deep. The module is made of molded plastic and secures under the worksurface with two 5/16 x 2" Phillips round-head screws. Modules come standard with either 3', 9' or 15' cord with a 3-prong plug, or a 40" cord with a Pattern connector. Dubbel power module is rated at 15 amps/120 volts and is UL listed.

TECHNICAL SPECIFICATIONS

Power Modules (cont.)

Nacre Pop-Up In-Surface Module

Nacre Pop-Up In-Surface consists of two simplex receptacles (rated at 15 amps/125 volts), one USB-A port and one USB-C port, 2 amps per port, and one data jack opening. The module can be modified to fit various brand jacks. Data tree ships with Nacre power modules. Data connectors are not supplied with the module and are purchased by the customer. Nacre is 7.25" long by 3.31" wide by 2.92" high and fits securely into a 6.94" x 3" cutout with .38" radius corners. The module is made of molded plastic. The module is a pop-up design with a dampened spring-loaded mechanism to allow the unit to smoothly open for use and close smoothly when not in use. Modules come standard with either 9' or 15' cord with a 3-prong plug, or a 20" cord with a Pattern connector. A 40" cord option is available for larger conference tables with two power modules. Nacre power module is rated at 15 amps/120 volts and is UL listed.

Node® In-Surface Power Module

Node In-Surface power module consists of one simplex receptacle (rated at 15 amps/125 volts), includes one USB-A port, and one USB-C port, 2 amps per port. Node is 3.38" in diameter by 3.30" tall fits and securely into a 3" diameter cutout. The module housing is made of plastic with a powder-coat painted aluminum faceplate. Modules come standard with either 9' or 15' cord with a 3-prong plug, or a 20" or 40" cord with a Pattern connector. Node power module is rated at 15 amps/120 volts and is UL listed.

Snap-In RPT Power Module

Snap-In RPT module is only available for use with Pattern™ electrical system. Snap-in module consists of two simplex receptacles (rated at 15 amps/125 volts). Snap-in RPT fits securely in user facing cutouts located on the wire trough, mounted under the table. Modules comes standard with a 20" or 40" pattern connector, rated at 15 amps/120 volts and is UL listed.

Pattern Electrical System

Select Pillar table models can be configured with Pattern electrical system. The Pattern electrical system is ETL Listed, evaluated to safety standard UL 962A (USA) and CAN/CSA-C22.2 No. 308 (Canada). It allows for a maximum up to ten distribution blocks and up to 50' of power jumpers from the power infeed (in either direction), whichever comes first. Pattern allows up to eighteen power modules depending on table width, and connects to one 15-amp power supply cord (power infeed with 3-prong plug). Pattern is a non-sequential system and the infeed is compatible with ground fault interrupter (GFI/GFCI) outlets. Power modules for Pattern are specified as an option on Pillar tables.

Pattern Power Distribution Blocks

Pattern power distributions blocks are standalone connectors, each containing four port locations. Distribution blocks are included with appropriate power jumper and power infeed kits, so do not need to be ordered separately. Distribution blocks bring the power infeed, power jumpers, and power modules together and allow power to be efficiently supplied to each table. Two distribution block types are included with the Pattern system, grey and white.

Pattern Table-to-Table Power Jumper Kits

Pattern table-to-table jumper power kits come with one grey distribution block and an appropriately sized power jumper. Jumpers are nonsequential and are keyed on each end to connect between distribution blocks. Table-to-table power jumper kits are ordered separately, according to layout configuration.

Pattern Power Infeed Kits

The Pattern power infeed kit must be ordered separately. Site configurations vary and will affect the number of power infeeds required. The number and size of tables, as well as the number of receptacles per table and amperage needs in each ganging configuration will determine the number of power infeed kits required at any given installation. Infeeds can be installed anywhere in the run.

Kit comes with one grey Pattern power distribution block, one 12" power jumper, one white Pattern power distribution block and Pattern power infeed cord. Power infeed consists of a 15-amp 3-prong plug on one end of the 108" cord and a keyed connector at the opposite end of the cord. A Pattern quick-release tool is also included to assist with disconnecting connector ends from distribution blocks.

TECHNICAL SPECIFICATIONS

Modesty Panels

Optional 10" modesty panels are available on select Pillar models and available in perforated steel or laminate.

Laminated Modesty Panel

Laminated modesty panels have a .685" overall thickness with .30" thick high-pressure laminate on front and back surfaces. The density of the core inside the panel is 45 lb/cu ft particleboard, M3 grade. Modesty panels are 10" tall and vary in shape depending on the table it is paired with. On 48" wide rectangle tables, the modesty panel is 47³/₄" wide. On 90° inside curve tables, the modesty panel has a 54" radius, with an arc length of 85", so it can follow the curve of the back edge of the table. On 90° outside curve tables, the modesty panel has a 27¹/₂" radius, with an arc length of 38". The laminate is color matched to the tabletop. The modesty panel mounts to the table using 14-gauge (.075" thick) formed steel brackets, secured to the underside of the table.

Perforated Steel Modesty Panel

Panels are constructed of 14-gauge (.075" thick) by 10" tall perforated steel with powder-coated paint matched to the leg color. On 48" wide rectangular tables, the modesty panel is 47³/₄" wide. On 90° inside curve tables, the modesty panel has a 54" radius, with an arc length of 85", so it can follow the curve of the back edge of the table. On 90° outside curve tables, the modesty panel has a 27¹/₂" radius, with an arc length of 38". The modesty panel mounts to the table using 14-gauge (.075" thick) formed steel brackets, secured to the underside of the table.

Note: When specifying a perforated steel modesty panel on a table with chrome legs, the modesty panel will be flannel.

Polyester Felt Modesty Panel

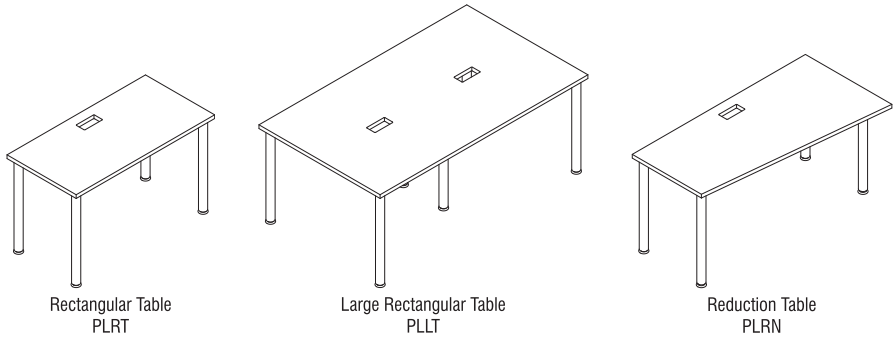
Polyester felt modesty panels are constructed from a sound-absorbing, 100% polyester felt. The panels have a density of 0.5 lb/ft² and is sound absorbing tested to ASTM C423 with an NRC rating of .44 when using no air gap (A-Mount testing method) and an NRC rating of .81" with 2" air gap. The polyester felt is in accordance with ASTM-E84 and achieve a Class A Flame Spread. Standard sizes are 9¹/₄" high on 29" high tables, or 15" high on 36" and 42" high tables by 29", 35", 41", 47", 53", 59" and 65" wide.

Mounting Hooks

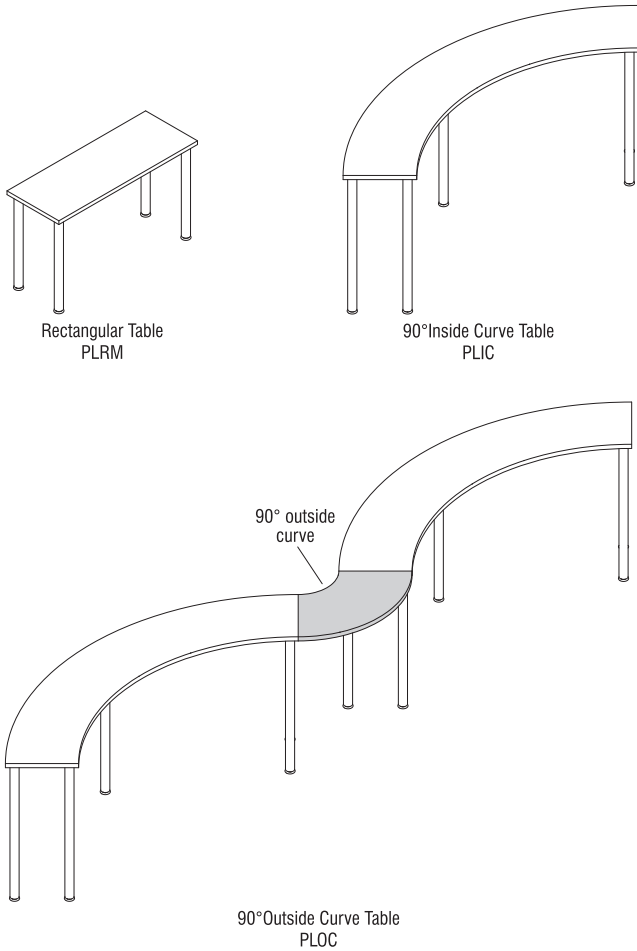
The mounting hooks are 18-gauge steel and attach underneath the tabletop using two steel screws. Panels 29", 35", 41" and 47" wide use two hooks per panel. Panels 53", 59" and 65" wide use three hooks per panel.



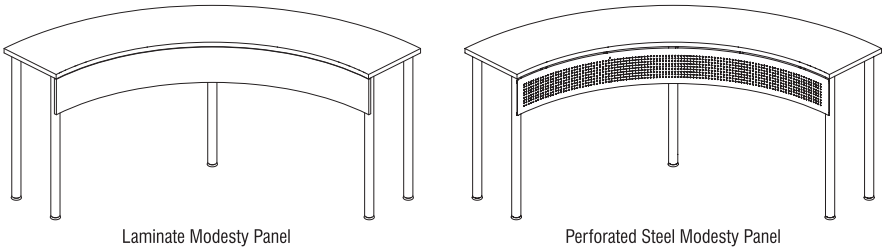
STATEMENT OF LINE
Pillar® Tables



STATEMENT OF LINE
Pillar® Tables for MyPlace™ Lounge Furniture



Pillar Table Modesty Panels for MyPlace Lounge Furniture



Surface Finish--Grade 1 Standard Laminate		Paint Finish		Fawn Cypress	EFQ
Beigewood	LBZ	Black	BL	Flannel	EFN
Belair	LBQ	Blue Grey	GR	Florence Walnut	EFC
Biltmore Cherry	LBT	Bronze Metallic	ZM	Friston Ash	EFH
Black	LBK	Cayenne	CY	Frosty White	EFW
Brighton Walnut	LBW	Champagne Metallic	CM	Hartley Walnut	EHW
Castle Oak	LCO	Chrome	CH	Hazy Jade	EHJ
Cherry Storm	LCX	Cool Grey	CG	Honey Bee	EHY
Classic Linen	LCI	Cottonwood	CO	Italian Silver Ash	EIT
Cocobala	LCC	Earthen Clay	EY	Kensington Maple	EKM
Crisp Linen	LRI	Espresso Metallic	EX	Light Tone	ELG
Designer White	LDR	Everglade Shade	EV	Mardi Gras	EMG
Dove Grey	LDG	Flannel	FN	Misty Brown	EMY
Florence Walnut	LFC	Glitz Metallic	GZ	Monticello Maple	EMT
Friston Ash	LFH	Hazy Jade	HJ	Multiplex	EMB
Frosty White	LFW	Honey Bee	HY	Nemo	ENE
Graphite Nebula	LGN	Light Tone	LG	Nordic	END
Grey	LGE	Mardi Gras	MG	Pinnacle Walnut	EPW
High Rise	LHE	Misty Brown	MY	Poppy Red	EPR
Hollyberry	LHY	Nemo	NE	Purple Haze	EPH
Island	LID	Nordic	ND	Rainforest	ERQ
Italian Silver Ash	LIT	Poppy Red	PR	Raleigh Walnut	ERW
Kensington Maple	LKM	Purple Haze	PH	River Cherry	ERY
Lapis Blue	LLB	Rainforest	RQ	Rubber Ducky	ERK
Monticello Maple	LMT	Raw Jasper	RJ	Sand	ESA
North Sea	LNA	Rubber Ducky	RK	Sky Blue	ESK
Ocean	LON	Sand	SA	Solano Walnut	ESG
Pinnacle Walnut	LPW	Sky Blue	SK	Sterling Ash	EAZ
River Cherry	LRV	Starlight Silver Metallic	SX	Surf's Up	ESP
Shadow Zephyr	LSR	Surf's Up	SP	Tarragon	ETQ
Sterling Ash	LAZ	Tarragon	TQ	Twilight Shadow	ETI
Titanium Evolv	LTV	Twilight Shadow	TI	Ultra Blue	EUB
White Nebula	LWL	Ultra Blue	UB	Valley Forge Elm	EVF
White Sand	LWN	Warm Grey	WG	Warm Grey	EWG
Windsor Mahogany	LWY	Zesty Lime	ZL	White River Forest	EWR
				Windsor Mahogany	EWY
				Zesty Lime	EZL
Surface Finish--Grade 2 Standard Laminate		Booth Tables: Steel modesty panel color matches the paint finish with the following exception: -When paint finish is chrome, steel modesty panel willl be flannel.		Nacre, Dean, Node Grommet Color (Corded, Pattern)	
Akira	LAK			Black grommet	GBL
Black Alicante	LBY			Blue Grey grommet	GGR
Black Hills Oak	LBH	Edge Color for 74P Edge		Bronze Metallic grommet	GZM
Calcutta Marble	LCQ	Akira	EAK	Champagne Metallic grommet	GCM
Dering Forest	LDF	Beigewood	EBZ	Cool Grey grommet	GCG
Fawn Cypress	LFQ	Belair	EBQ	Cottonwood grommet	GCO
Ice Mist	LIM	Biltmore Cherry	EBT	Flannel grommet	GFN
Markerboard White	LMK	Black	EBL	Misty Brown grommet	GMV
Valley Forge Elm	LVF	Black Hills Oak	EBH	Starlight Silver grommet	GSX
White River Forest	LWR	Blue Grey	EGR	Warm Grey grommet	GWG
		Brighton Walnut	EBW		
		Castle Oak	ECO		
		Cayenne	ECY		
		Cherry Storm	ECX	Nacre, Dubbel, Dean, Node Power Module Color (Corded, Pattern)	
		Cocobala	ECG	Black	PUBL
		Cool Grey	ECJ	Cool Grey	PUCG
		Cumberland Walnut	EDF	Cottonwood	PUCO
		Dering Forest	EDR	Warm Grey	PUWG
		Designer White	EEY		
		Earthen Clay	EEV		
		Everglade Shade			

Finish Cards

View color swatches for items listed within this document.

Paints

Wood/Veneer

Molded Edges

Hard Plastics

Plastics/Poly

Laminates

Edge Styles

Glass

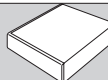
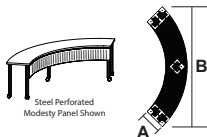
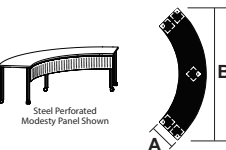
Certain options referenced may not be available on GSA Schedule.

MyPlace™ Pillar™ Tables

Inside Curve - 29" High, 18" and 24" Deep

MyPlace™ Pillar™ Tables

Inside Curve - 29" High, 18" and 24" Deep

		MODEL NUMBER																			
		Basic Model	Edge Style	Power Option	Modesty Panel	Edge Color	Surface Finish	Paint Color	Base	Grommet/Module Color	Cord (feet)										
A x B												Approx. Packaged Weight		74P Edge (74P)		Laminate Grade 2 add to list price	Laminate Grade 3 add to list price	Steel Modesty Panel add to list price	Laminate Modesty Panel add to list price		
 PLIC Inside Curve - 18"D <ul style="list-style-type: none">• Tables are designed for maximum leg spacing• Glides and casters are not interchangeable without changing the height of the table• Vertical and horizontal wire management are included automatically when power options are specified• Ganger kit with 2 ganging hooks included• Post Leg at 29" high	18 x 102"	PLIC18	<input type="checkbox"/> <input type="checkbox"/> <input type="checkbox"/>	<input type="checkbox"/> <input type="checkbox"/> <input type="checkbox"/>	<input type="checkbox"/> <input type="checkbox"/> <input type="checkbox"/>	<input type="checkbox"/> <input type="checkbox"/> <input type="checkbox"/>	<input type="checkbox"/> <input type="checkbox"/>	<input type="checkbox"/> <input type="checkbox"/>	<input type="checkbox"/> <input type="checkbox"/> <input type="checkbox"/>	<input type="checkbox"/> <input type="checkbox"/> <input type="checkbox"/>	<input type="checkbox"/> <input type="checkbox"/>	0.0#		\$ 2014		\$ 100	\$ 675	\$ 347	\$ 1941		
 PLIC Inside Curve - 24"D <ul style="list-style-type: none">• Tables are designed for maximum leg spacing• Glides and casters are not interchangeable without changing the height of the table• Vertical and horizontal wire management are included automatically when power options are specified• Ganger kit with 2 ganging hooks included• Post Leg at 29" high	24 x 110"	PLIC24	<input type="checkbox"/> <input type="checkbox"/> <input type="checkbox"/>	<input type="checkbox"/> <input type="checkbox"/> <input type="checkbox"/>	<input type="checkbox"/> <input type="checkbox"/> <input type="checkbox"/>	<input type="checkbox"/> <input type="checkbox"/> <input type="checkbox"/>	<input type="checkbox"/> <input type="checkbox"/>	<input type="checkbox"/> <input type="checkbox"/>	<input type="checkbox"/> <input type="checkbox"/> <input type="checkbox"/>	<input type="checkbox"/> <input type="checkbox"/> <input type="checkbox"/>	<input type="checkbox"/> <input type="checkbox"/>	0.0#		\$ 2266		\$ 100	\$ 675	\$ 347	\$ 1941		
		A	B	C	D	E	F	G	H	I	J										

HOW TO ORDER

- Indicate the following information on order form:
- Quantity of each item.
 - Model number, including options. See "How To Build a Model Number".
 - Any special service required.

Note:

- The ☐ indicates that a choice is required.
- The absence of the ☐ indicates that no choice is required.
- Alpha-numeric characters in place of ☐ indicate that no other alternatives are available.

HOW TO BUILD A MODEL NUMBER

- A**Select basic model.
- B**Select edge style.
74P - 74P edge
- C**Select power option.
NNN - No grommets, power or wire management/No cutouts
WMO - Wire management only-no cutouts; add \$66
MA2 - Modules, Nacre pop-up w/USB-A/C (2); add \$839
MB2 - Modules, Dubbel under-surface w/ dual USB-A/C (2); add \$528
MD2 - Modules, Dean in-surface w/USB-A/C (2) ; add \$707
MO2 - Modules, Node in-surface w/USB-A/C (2); add \$528
GA2 - Grommets, Nacre (2); add \$408
GD2 - Grommets, Dean (2); add \$408
GO2 - Grommets, Node (2); add \$276

CORD LENGTH: 9' or 15' is optional on all module options.

WIRE MANAGEMENT: All options except NNN include vertical and horizontal wire management.

- D**Select modesty panel.
NMP - No modesty panel
LMP - Laminate modesty panel
SMP - Perforated steel modesty panel
See pricing column for full modesty panel upcharge.
- E**Select edge color.
Refer to the **Product Color Options** page in this price list.
- F**Select surface finish.
Refer to the **Product Color Options** page in this price list.
- G**Select paint finish.
Refer to the **Product Color Options** page in this price list.
If chrome is specified with a steel modesty panel, modesty panel will be flannel.

- H**Select base.
CST - Casters
GLD - Glides
Casters=2 locking/2 non-locking, black wheel, silver hub
- I**Select grommet/module color.
Refer to the **Product Color Options** page in this price list.
- J**Select Cord Length (feet).
15 - 15' cord length
9 - 9' cord length

FINISH INFORMATION

Additional Laminate Offering
KI offers laminates beyond those offered in the standard offering. Laminates that are currently available in the program can be viewed in KI product specification tools. Requests to add laminates to the program can be submitted via the product modification request process. Please note, requests to add laminates to the program must include the laminate manufacturer's name, color/pattern number, and finish code. Edge options are limited to standard edge colors. If a matching edge is required, this will need to be requested through the product modification request process and may be subject to additional costs. Due to varying manufacturing processes and quality issues with some laminates, some requests may be denied. Extended lead times and minimum order quantities may apply on orders containing special laminates. Contact the product modification team for questions or additional information regarding special laminates and pricing.

Color Match
KI offers the additional option of color matching paint, polypropylene, or wood stain through Product Modification Requests. Contact customer service for details.

SPECIAL SERVICES

Special Carton Marking
With specially marked information N/C

Shipping
Ships **knocked down, FOB Bonduel, WI 54107, freight prepaid.** Freight class 125.


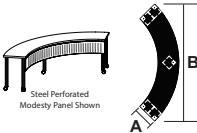
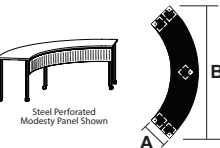
Specifications and prices are subject to change without prior notice.

MyPlace™ Pillar™ Tables

Inside Curve - 36” High, 18” and 24” Deep

MyPlace™ Pillar™ Tables

Inside Curve - 36” High, 18” and 24” Deep

	A x B	MODEL NUMBER										Approx. Packaged Weight	 74P Edge (74P)	Laminate Grade 2 add to list price	Laminate Grade 3 add to list price	Steel Modesty Panel add to list price	Laminate Modesty Panel add to list price
		Basic Model	Edge Style	Power Option	Modesty Panel	Edge Color	Surface Finish	Paint Color	Base	Grommet/Module Color	Cord (feet)						
 Steel Perforated Modesty Panel Shown PLIC Inside Curve - 18”D <ul style="list-style-type: none">• Tables are designed for maximum leg spacing• Glides and casters are not interchangeable without changing the height of the table• Vertical and horizontal wire management are included automatically when power options are specified• Ganger kit with 2 ganging hooks included• Post Leg at 36” high	18 x 102”	PLIC18H36	<input type="checkbox"/> <input type="checkbox"/> <input type="checkbox"/>	<input type="checkbox"/> <input type="checkbox"/> <input type="checkbox"/>	<input type="checkbox"/> <input type="checkbox"/> <input type="checkbox"/>	<input type="checkbox"/> <input type="checkbox"/> <input type="checkbox"/>	<input type="checkbox"/> <input type="checkbox"/>	<input type="checkbox"/> <input type="checkbox"/>	<input type="checkbox"/> <input type="checkbox"/> <input type="checkbox"/>	<input type="checkbox"/> <input type="checkbox"/> <input type="checkbox"/>	<input type="checkbox"/> <input type="checkbox"/>	0.0#	\$ 2065	\$ 100	\$ 675	\$ 347	\$ 1941
 Steel Perforated Modesty Panel Shown PLIC Inside Curve - 24”D <ul style="list-style-type: none">• Tables are designed for maximum leg spacing• Glides and casters are not interchangeable without changing the height of the table• Vertical and horizontal wire management are included automatically when power options are specified• Ganger kit with 2 ganging hooks included• Post Leg at 36” high	24 x 110”	PLIC24H36	<input type="checkbox"/> <input type="checkbox"/> <input type="checkbox"/>	<input type="checkbox"/> <input type="checkbox"/> <input type="checkbox"/>	<input type="checkbox"/> <input type="checkbox"/> <input type="checkbox"/>	<input type="checkbox"/> <input type="checkbox"/> <input type="checkbox"/>	<input type="checkbox"/> <input type="checkbox"/>	<input type="checkbox"/> <input type="checkbox"/>	<input type="checkbox"/> <input type="checkbox"/> <input type="checkbox"/>	<input type="checkbox"/> <input type="checkbox"/> <input type="checkbox"/>	<input type="checkbox"/> <input type="checkbox"/>	0.0#	\$ 2317	\$ 100	\$ 675	\$ 347	\$ 1941

HOW TO ORDER

Indicate the following information on order form:

1. Quantity of each item.
2. Model number, including options. See “How To Build a Model Number”.
3. Any special service required.

Note:

- The ☐ indicates that a choice is required.
- The absence of the ☐ indicates that no choice is required.
- Alpha-numeric characters in place of ☐ indicate that no other alternatives are available.

HOW TO BUILD A MODEL NUMBER

ASelect basic model.

BSelect edge style.
74P - 74P edge

CSelect power option.
NNN - No grommets, power or wire management/No cutouts
WMO - Wire management only-no cutouts; add \$66
MA2 - Modules, Nacre pop-up w/USB-A/C (2); add \$839
MB2 - Modules, Dubbel under-surface w/ dual USB-A/C (2); add \$528
MD2 - Modules, Dean in-surface w/USB-A/C (2) ; add \$707
MO2 - Modules, Node in-surface w/USB-A/C (2); add \$528
GA2 - Grommets, Nacre (2); add \$408
GD2 - Grommets, Dean (2); add \$408
GO2 - Grommets, Node (2); add \$276
CORD LENGTH: 9' or 15' is optional on all module options.

WIRE MANAGEMENT: All options except NNN include vertical and horizontal wire management.

DSelect modesty panel.
NMP - No modesty panel
LMP - Laminate modesty panel
SMP - Perforated steel modesty panel
See pricing column for full modesty panel upcharge.

ESelect edge color.
Refer to the **Product Color Options** page in this price list.

FSelect surface finish.
Refer to the **Product Color Options** page in this price list.

GSelect paint finish.
Refer to the **Product Color Options** page in this price list.
If chrome is specified with a steel modesty panel, modesty panel will be flannel.

HSelect base.
CST - Casters
GLD - Glides
Casters=2 locking/2 non-locking, black wheel, silver hub

ISelect grommet/module color.
Refer to the **Product Color Options** page in this price list.

JSelect Cord Length (feet).
15 - 15' cord length
9 - 9' cord length

FINISH INFORMATION

Additional Laminate Offering

KI offers laminates beyond those offered in the standard offering. Laminates that are currently available in the program can be viewed in KI product specification tools. Requests to add laminates to the program can be submitted via the product modification request process. Please note, requests to add laminates to the program must include the laminate manufacturer's name, color/pattern number, and finish code. Edge options are limited to standard edge colors. If a matching edge is required, this will need to be requested through the product modification request process and may be subject to additional costs. Due to varying manufacturing processes and quality issues with some laminates, some requests may be denied. Extended lead times and minimum order quantities may apply on orders containing special laminates. Contact the product modification team for questions or additional information regarding special laminates and pricing.

Color Match

KI offers the additional option of color matching paint, polypropylene, or wood stain through Product Modification Requests. Contact customer service for details.

SPECIAL SERVICES

Special Carton Marking

With specially marked information N/C

Shipping

Ships **knocked down, FOB Bonduel, WI 54107, freight prepaid.** Freight class 125.

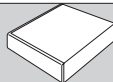
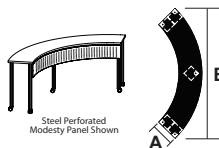
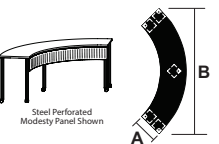
Specifications and prices are subject to change without prior notice.

MyPlace™ Pillar™ Tables

Inside Curve - 42” High, 18” and 24” Deep

MyPlace™ Pillar™ Tables

Inside Curve - 42” High, 18” and 24” Deep

		MODEL NUMBER															
A x B		Basic Model	Edge Style	Power Option	Modesty Panel	Edge Color	Surface Finish	Paint Color	Base	Grommet/Module Color	Cord (feet)	Approx. Packaged Weight	 74P Edge (74P)	Laminate Grade 2 add to list price	Laminate Grade 3 add to list price	Steel Modesty Panel add to list price	Laminate Modesty Panel add to list price
 PLIC Inside Curve - 18”D <ul style="list-style-type: none">• Tables are designed for maximum leg spacing• Glides and casters are not interchangeable without changing the height of the table• Vertical and horizontal wire management are included automatically when power options are specified• Ganger kit with 2 ganging hooks included• Post Leg at 42” high	18 x 102”	PLIC18H42	<input type="checkbox"/> <input type="checkbox"/> <input type="checkbox"/>	<input type="checkbox"/> <input type="checkbox"/> <input type="checkbox"/>	<input type="checkbox"/> <input type="checkbox"/> <input type="checkbox"/>	<input type="checkbox"/> <input type="checkbox"/> <input type="checkbox"/>	<input type="checkbox"/> <input type="checkbox"/>	<input type="checkbox"/> <input type="checkbox"/>	<input type="checkbox"/> <input type="checkbox"/> <input type="checkbox"/>	<input type="checkbox"/> <input type="checkbox"/> <input type="checkbox"/>	<input type="checkbox"/> <input type="checkbox"/>	0.0#	\$ 2115	\$ 100	\$ 675	\$ 347	\$ 1941
 PLIC Inside Curve - 24”D <ul style="list-style-type: none">• Tables are designed for maximum leg spacing• Glides and casters are not interchangeable without changing the height of the table• Vertical and horizontal wire management are included automatically when power options are specified• Ganger kit with 2 ganging hooks included• Post Leg at 42” high	24 x 110”	PLIC24H42	<input type="checkbox"/> <input type="checkbox"/> <input type="checkbox"/>	<input type="checkbox"/> <input type="checkbox"/> <input type="checkbox"/>	<input type="checkbox"/> <input type="checkbox"/> <input type="checkbox"/>	<input type="checkbox"/> <input type="checkbox"/> <input type="checkbox"/>	<input type="checkbox"/> <input type="checkbox"/>	<input type="checkbox"/> <input type="checkbox"/>	<input type="checkbox"/> <input type="checkbox"/> <input type="checkbox"/>	<input type="checkbox"/> <input type="checkbox"/> <input type="checkbox"/>	<input type="checkbox"/> <input type="checkbox"/>	0.0#	\$ 2367	\$ 100	\$ 675	\$ 347	\$ 1941

A

B

C

D

E

F

G

H

I

J

HOW TO ORDER

- Indicate the following information on order form:
1. Quantity of each item.
 2. Model number, including options. See “How To Build a Model Number”.
 3. Any special service required.

Note: • The ☐ indicates that a choice is required.

- The absence of the ☐ indicates that no choice is required.
- Alpha-numeric characters in place of ☐ indicate that no other alternatives are available.

HOW TO BUILD A MODEL NUMBER

- A**Select basic model.
- B**Select edge style.
74P - 74P edge
- C**Select power option.
NNN - No grommets, power or wire management/No cutouts
WMO - Wire management only-no cutouts; add \$66
MA2 - Modules, Nacre pop-up w/USB-A/C (2); add \$839
MB2 - Modules, Dubbel under-surface w/ dual USB-A/C (2); add \$528
MD2 - Modules, Dean in-surface w/USB-A/C (2) ; add \$707
MO2 - Modules, Node in-surface w/USB-A/C (2); add \$528
GA2 - Grommets, Nacre (2); add \$408
GD2 - Grommets, Dean (2); add \$408
GO2 - Grommets, Node (2); add \$276

CORD LENGTH: 9' or 15' is optional on all module options.

WIRE MANAGEMENT: All options except NNN include vertical and horizontal wire management.

- D**Select modesty panel.
NMP - No modesty panel
LMP - Laminate modesty panel
SMP - Perforated steel modesty panel
See pricing column for full modesty panel upcharge.
- E**Select edge color.
Refer to the **Product Color Options** page in this price list.
- F**Select surface finish.
Refer to the **Product Color Options** page in this price list.
- G**Select paint finish.
Refer to the **Product Color Options** page in this price list.
If chrome is specified with a steel modesty panel, modesty panel will be flannel.

- H**Select base.
CST - Casters
GLD - Glides
Casters=2 locking/2 non-locking, black wheel, silver hub
- I**Select grommet/module color.
Refer to the **Product Color Options** page in this price list.
- J**Select Cord Length (feet).
15 - 15' cord length
9 - 9' cord length

FINISH INFORMATION

Additional Laminate Offering
KI offers laminates beyond those offered in the standard offering. Laminates that are currently available in the program can be viewed in KI product specification tools. Requests to add laminates to the program can be submitted via the product modification request process. Please note, requests to add laminates to the program must include the laminate manufacturer's name, color/pattern number, and finish code. Edge options are limited to standard edge colors. If a matching edge is required, this will need to be requested through the product modification request process and may be subject to additional costs. Due to varying manufacturing processes and quality issues with some laminates, some requests may be denied. Extended lead times and minimum order quantities may apply on orders containing special laminates. Contact the product modification team for questions or additional information regarding special laminates and pricing.

Color Match
KI offers the additional option of color matching paint, polypropylene, or wood stain through Product Modification Requests. Contact customer service for details.

SPECIAL SERVICES
Special Carton Marking
With specially marked information N/C

Shipping
Ships **knocked down, FOB Bonduel, WI 54107, freight prepaid.** Freight class 125.




Specifications and prices are subject to change without prior notice.

MyPlace™ Pillar™ Tables

Outside Curve - 18” and 24” Deep

MyPlace™ Pillar™ Tables

Outside Curve - 18” and 24” Deep

		MODEL NUMBER							Approx. Packaged Weight	 74P Edge (74P)	Laminate Grade 2 add to list price	Laminate Grade 3 add to list price	Steel Modesty Panel add to list price	Laminate Modesty Panel add to list price
		Basic Model	Edge Style	Power Option	Modesty Panel	Edge Color	Surface Finish	Paint Color						
 PLOC	MODEL													
	Outside Curve - 18”D • Top only; attached with 4 splice plates	18”	PLOC18	<input type="checkbox"/> <input type="checkbox"/> <input type="checkbox"/>	NNN	<input type="checkbox"/> <input type="checkbox"/> <input type="checkbox"/>	<input type="checkbox"/> <input type="checkbox"/> <input type="checkbox"/>	<input type="checkbox"/> <input type="checkbox"/>	0.0#	\$ 579	\$ 50	\$ 350	\$ 334	\$ 1031
 PLOC	MODEL													
	Outside Curve - 24”D • Top only; attached with 4 splice plates	24”	PLOC24	<input type="checkbox"/> <input type="checkbox"/> <input type="checkbox"/>	NNN	<input type="checkbox"/> <input type="checkbox"/> <input type="checkbox"/>	<input type="checkbox"/> <input type="checkbox"/> <input type="checkbox"/>	<input type="checkbox"/> <input type="checkbox"/>	0.0#	\$ 629	\$ 50	\$ 350	\$ 334	\$ 1031
			A	B	C	D	E	F	G					

HOW TO ORDER

Indicate the following information on order form:

- Quantity of each item.
- Model number, including options. See “How To Build a Model Number”.
- Any special service required.

Note:

- The ☐ indicates that a choice is required.
- The absence of the ☐ indicates that no choice is required.
- Alpha-numeric characters in place of ☐ indicate that no other alternatives are available.

HOW TO BUILD A MODEL NUMBER

- A**Select basic model.
- B**Select edge style.
74P - 74P edge
- C**Select power option.
NNN - No grommets, power or wire management/No cutouts
- D**Select modesty panel.
NMP - No modesty panel
LMP - Laminate modesty panel
SMP - Perforated steel modesty panel
See pricing column for full modesty panel upcharge.
- E**Select edge color.
Refer to the **Product Color Options** page in this price list.
- F**Select surface finish.
Refer to the **Product Color Options** page in this price list.

GSelect paint finish.
Refer to the **Product Color Options** page in this price list.
Steel modesty panel color matches the paint finish.
When planned with other tables with chrome bases, specify flannel paint finish.

FINISH INFORMATION

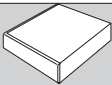
Additional Laminate Offering
KI offers laminates beyond those offered in the standard offering. Laminates that are currently available in the program can be viewed in KI product specification tools. Requests to add laminates to the program can be submitted via the product modification request process. Please note, requests to add laminates to the program must include the laminate manufacturer's name, color/pattern number, and finish code. Edge options are limited to standard edge colors. If a matching edge is required, this will need to be requested through the product modification request process and may be subject to additional costs. Due to varying manufacturing processes and quality issues with some laminates, some requests may be denied. Extended lead times and minimum order quantities may apply on orders containing special laminates. Contact the product modification team for questions or additional information regarding special laminates and pricing.

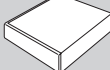
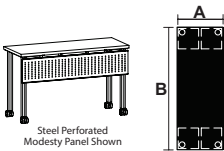
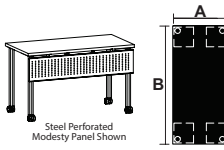
Color Match
KI offers the additional option of color matching paint, polypropylene, or wood stain through Product Modification Requests. Contact customer service for details.

SPECIAL SERVICES
Special Carton Marking
With specially marked information N/C

Shipping
Ships **knocked down, FOB Bonduel, WI 54107, freight prepaid.** Freight class 125.

Specifications and prices are subject to change without prior notice.



		MODEL NUMBER															
A x B		Basic Model	Edge Style	Power Option	Modesty Panel	Edge Color	Surface Finish	Paint Color	Base	Grommet/Module Color	Cord (feet)	Approx. Packaged Weight	 74P Edge (74P)	Laminate Grade 2 add to list price	Laminate Grade 3 add to list price	Steel Modesty Panel add to list price	Laminate Modesty Panel add to list price
 <small>Steel Perforated Modesty Panel Shown</small>	18 x 48"	PLRM1848	<input type="checkbox"/>	<input type="checkbox"/>	<input type="checkbox"/>	<input type="checkbox"/>	<input type="checkbox"/>	<input type="checkbox"/>	<input type="checkbox"/>	<input type="checkbox"/>	<input type="checkbox"/>	0.0#	\$ 756	\$ 18	\$ 115	\$ 272	\$ 334
 <small>Steel Perforated Modesty Panel Shown</small>	24 x 48"	PLRM2448	<input type="checkbox"/>	<input type="checkbox"/>	<input type="checkbox"/>	<input type="checkbox"/>	<input type="checkbox"/>	<input type="checkbox"/>	<input type="checkbox"/>	<input type="checkbox"/>	<input type="checkbox"/>	0.0#	\$ 805	\$ 18	\$ 115	\$ 272	\$ 334
		A	B	C	D	E	F	G	H	I	J						

Indicate the following information on order form:

1. Quantity of each item.
2. Model number, including options. See "How To Build a Model Number".
3. Any special service required.

- The ☐ indicates that a choice is required.
- The absence of the ☐ indicates that no choice is required.
- Alpha-numeric characters in place of ☐ indicate that no other alternatives are available.

A Select basic model.

B Select edge style.
74P - 74P edge

C Select power option.

NNN - No grommets, power or wire management/No cutouts

WMO - Wire management only-no cutouts; add \$66

MD1 - Module, Dean in-surface w/USB-A/C (1); add \$354

MB1 - Module, Dubble under-surface w/ dual USB-A/C (1); add \$264

MA1 - Module, Nacre pop-up w/USB-A/C (1); add \$420

MO1 - Module, Node in-surface w/USB-A/C (1); add \$264

GA1 - Grommet, Nacre (1); add \$209

GD1 - Grommet, Dean (1); add \$209

GO1 - Grommet, Node (1); add \$144

CORD Length: 9' or 15' is optional on all module options.

WIRE MANAGEMENT: All options except NNN include vertical and horizontal wire management.

D Select modesty panel.

NMP	- No modesty panel
LMP	- Laminate modesty panel
SMP	- Perforated steel modesty panel

See pricing column for full modesty panel upcharge.

E Select edge color.
Refer to the **Product Color Options** page in this price list.

F Select surface finish.
Refer to the **Product Color Options** page in this price list.

G Select paint finish.
Refer to the **Product Color Options** page in this price list.
If chrome is specified with a steel modesty panel, modesty panel will be flannel.

H Select base.

CST	- Casters
GLD	- Glides

Casters=2 locking/2 non-locking, black wheel,
silver hub

1 Select grommet/module color.
Refer to the **Product Color Options** page in this price list.

J Select Cord Length (feet).

15	- 15' cord length
9	- 9' cord length

Additional Laminate Offering

KI offers laminates beyond those offered in the standard offering. Laminates that are currently available in the program can be viewed in KI product specification tools. Requests to add laminates to the program can be submitted via the product modification request process. Please note, requests to add laminates to the program must include the laminate manufacturer's name, color/pattern number, and finish code. Edge options are limited to standard edge colors. If a matching edge is required, this will need to be requested through the product modification request process and may be subject to additional costs. Due to varying manufacturing processes and quality issues with some laminates, some requests may be denied. Extended lead times and minimum order quantities may apply on orders containing special laminates. Contact the product modification team for questions or additional information regarding special laminates and pricing.

KI offers the additional option of color matching paint, polypropylene, or wood stain through Product Modification Requests. Contact customer service for details.

Special Carton Marking

With specially marked information N/C

Shipping

Ships knocked down, FOB Bonduel, WI 54107, freight prepaid. Freight class 125.

Specifications and prices are subject to change without prior notice.

MyPlace™ Pillar™ Tables

Rectangular - 36" High, 18" and 24" Deep

MyPlace™ Pillar™ Tables

Rectangular - 36" High, 18" and 24" Deep

		MODEL NUMBER										<div>74P Edge (74P)</div>					Laminate Grade 2 add to list price	Laminate Grade 3 add to list price	Steel Modesty Panel add to list price	Laminate Modesty Panel add to list price
		Basic Model	Edge Style	Power Option	Modesty Panel	Edge Color	Surface Finish	Paint Color	Base	Grommet/Module Color	Cord (feet)									
<div><div><div><div></div><div></div><div></div><div></div></div><div>Steel Perforated Modesty Panel Shown</div></div><div><div>A</div><div>B</div></div></div>	A x B	18 x 48"	PLRM1848H36	<div><div></div><div></div><div></div></div>	<div><div></div><div></div><div></div></div>	<div><div></div><div></div><div></div></div>	<div><div></div><div></div><div></div></div>	<div><div></div><div></div><div></div></div>	<div><div></div><div></div><div></div></div>	<div><div></div><div></div><div></div></div>	<div><div></div><div></div><div></div></div>	0.0#	\$ 794	\$ 18	\$ 115	\$ 272	\$ 334			
<div><div><div><div></div><div></div><div></div><div></div></div><div>Steel Perforated Modesty Panel Shown</div></div><div><div>A</div><div>B</div></div></div>	A x B	24 x 48"	PLRM2448H36	<div><div></div><div></div><div></div></div>	<div><div></div><div></div><div></div></div>	<div><div></div><div></div><div></div></div>	<div><div></div><div></div><div></div></div>	<div><div></div><div></div><div></div></div>	<div><div></div><div></div><div></div></div>	<div><div></div><div></div><div></div></div>	<div><div></div><div></div><div></div></div>	0.0#	\$ 838	\$ 18	\$ 115	\$ 272	\$ 334			

A

B

C

D

E

F

G

H

I

J

HOW TO ORDER

Indicate the following information on order form:

- Quantity of each item.
- Model number, including options. See "How To Build a Model Number".
- Any special service required.

Note:

- The ☐ indicates that a choice is required.
- The absence of the ☐ indicates that no choice is required.
- Alpha-numeric characters in place of ☐ indicate that no other alternatives are available.

HOW TO BUILD A MODEL NUMBER

- A**Select basic model.
- B**Select edge style.
74P - 74P edge
- C**Select power option.
NNN - No grommets, power or wire management/No cutouts
WMO - Wire management only-no cutouts; add \$66
MD1 - Module, Dean in-surface w/USB-A/C (1) ; add \$354
MB1 - Module, Dubbel under-surface w/ dual USB-A/C (1); add \$264
MA1 - Module, Nacre pop-up w/USB-A/C (1); add \$420
MO1 - Module, Node in-surface w/USB-A/C (1) ; add \$264
GA1 - Grommet, Nacre (1); add \$209
GD1 - Grommet, Dean (1); add \$209
G01 - Grommet, Node (1); add \$144
CORD LENGTH: 9' or 15' is optional on all module options.

WIRE MANAGEMENT: All options except NNN include vertical and horizontal wire management.

- D**Select modesty panel.
NMP - No modesty panel
LMP - Laminate modesty panel
SMP - Perforated steel modesty panel
See pricing column for full modesty panel upcharge.
- E**Select edge color.
Refer to the **Product Color Options** page in this price list.
- F**Select surface finish.
Refer to the **Product Color Options** page in this price list.
- G**Select paint finish.
Refer to the **Product Color Options** page in this price list.
If chrome is specified with a steel modesty panel, modesty panel will be flannel.

- H**Select base.
CST - Casters
GLD - Glides
Casters=2 locking/2 non-locking, black wheel, silver hub
- I**Select grommet/module color.
Refer to the **Product Color Options** page in this price list.
- J**Select Cord Length (feet).
15 - 15' cord length
9 - 9' cord length

FINISH INFORMATION

Additional Laminate Offering

KI offers laminates beyond those offered in the standard offering. Laminates that are currently available in the program can be viewed in KI product specification tools. Requests to add laminates to the program can be submitted via the product modification request process. Please note, requests to add laminates to the program must include the laminate manufacturer's name, color/pattern number, and finish code. Edge options are limited to standard edge colors. If a matching edge is required, this will need to be requested through the product modification request process and may be subject to additional costs. Due to varying manufacturing processes and quality issues with some laminates, some requests may be denied. Extended lead times and minimum order quantities may apply on orders containing special laminates. Contact the product modification team for questions or additional information regarding special laminates and pricing.

Color Match

KI offers the additional option of color matching paint, polypropylene, or wood stain through Product Modification Requests. Contact customer service for details.

SPECIAL SERVICES

Special Carton Marking

With specially marked information N/C

Shipping

Ships **knocked down, FOB Bonduel, WI 54107, freight prepaid.** Freight class 125.


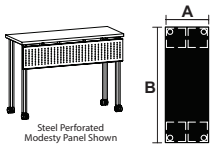
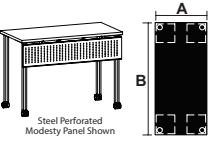
Specifications and prices are subject to change without prior notice.

MyPlace™ Pillar™ Tables

Rectangular - 42" High, 18" and 24" Deep

MyPlace™ Pillar™ Tables

Rectangular - 42" High, 18" and 24" Deep

	A x B	MODEL NUMBER										Approx. Packaged Weight	 74P Edge (74P)		Laminate Grade 2 add to list price	Laminate Grade 3 add to list price	Steel Modesty Panel add to list price	Laminate Modesty Panel add to list price
		Basic Model	Edge Style	Power Option	Modesty Panel	Edge Color	Surface Finish	Paint Color	Base	Grommet/Module Color	Cord (feet)							
 PLRM Rectangular Tables - 18"D <ul style="list-style-type: none">• Tables are designed for maximum leg spacing• Glides and casters are not interchangeable without changing the height of the table• Vertical and horizontal wire management are included automatically when power options are specified• Ganger kit with 2 ganging hooks included• Post Leg at 42" high	18 x 48"	PLRM1848H42	<input type="checkbox"/> <input type="checkbox"/> <input type="checkbox"/>	<input type="checkbox"/> <input type="checkbox"/> <input type="checkbox"/>	<input type="checkbox"/> <input type="checkbox"/> <input type="checkbox"/>	<input type="checkbox"/> <input type="checkbox"/> <input type="checkbox"/>	<input type="checkbox"/> <input type="checkbox"/>	<input type="checkbox"/> <input type="checkbox"/>	<input type="checkbox"/> <input type="checkbox"/> <input type="checkbox"/>	<input type="checkbox"/> <input type="checkbox"/> <input type="checkbox"/>	<input type="checkbox"/> <input type="checkbox"/>	0.0#	\$ 835		\$ 18	\$ 115	\$ 272	\$ 334
 PLRM Rectangular Tables - 24"D <ul style="list-style-type: none">• Tables are designed for maximum leg spacing• Glides and casters are not interchangeable without changing the height of the table• Vertical and horizontal wire management are included automatically when power options are specified• Ganger kit with 2 ganging hooks included• Post Leg at 42" high	24 x 48"	PLRM2448H42	<input type="checkbox"/> <input type="checkbox"/> <input type="checkbox"/>	<input type="checkbox"/> <input type="checkbox"/> <input type="checkbox"/>	<input type="checkbox"/> <input type="checkbox"/> <input type="checkbox"/>	<input type="checkbox"/> <input type="checkbox"/> <input type="checkbox"/>	<input type="checkbox"/> <input type="checkbox"/>	<input type="checkbox"/> <input type="checkbox"/>	<input type="checkbox"/> <input type="checkbox"/> <input type="checkbox"/>	<input type="checkbox"/> <input type="checkbox"/> <input type="checkbox"/>	<input type="checkbox"/> <input type="checkbox"/>	0.0#	\$ 873		\$ 18	\$ 115	\$ 272	\$ 334

HOW TO ORDER

- Indicate the following information on order form:
1. Quantity of each item.
 2. Model number, including options. See "How To Build a Model Number".
 3. Any special service required.

Note: • The ☐ indicates that a choice is required.

- The absence of the ☐ indicates that no choice is required.
- Alpha-numeric characters in place of ☐ indicate that no other alternatives are available.

HOW TO BUILD A MODEL NUMBER

- A**Select basic model.
- B**Select edge style.
74P - 74P edge
- C**Select power option.
NNN - No grommets, power or wire management/No cutouts
WMO - Wire management only-no cutouts; add \$66
MD1 - Module, Dean in-surface w/USB-A/C (1) ; add \$354
MB1 - Module, Dubbel under-surface w/ dual USB-A/C (1); add \$264
MA1 - Module, Nacre pop-up w/USB-A/C (1); add \$420
MO1 - Module, Node in-surface w/USB-A/C (1) ; add \$264
GA1 - Grommet, Nacre (1); add \$209
GD1 - Grommet, Dean (1); add \$209
G01 - Grommet, Node (1); add \$144

CORD LENGTH: 9' or 15' is optional on all module options.

WIRE MANAGEMENT: All options except NNN include vertical and horizontal wire management.

- D**Select modesty panel.
NMP - No modesty panel
LMP - Laminate modesty panel
SMP - Perforated steel modesty panel
See pricing column for full modesty panel upcharge.
- E**Select edge color.
Refer to the **Product Color Options** page in this price list.
- F**Select surface finish.
Refer to the **Product Color Options** page in this price list.
- G**Select paint finish.
Refer to the **Product Color Options** page in this price list.
If chrome is specified with a steel modesty panel, modesty panel will be flannel.

- H**Select base.
CST - Casters
GLD - Glides
Casters=2 locking/2 non-locking, black wheel, silver hub
- I**Select grommet/module color.
Refer to the **Product Color Options** page in this price list.
- J**Select Cord Length (feet).
15 - 15' cord length
9 - 9' cord length

FINISH INFORMATION

Additional Laminate Offering

KI offers laminates beyond those offered in the standard offering. Laminates that are currently available in the program can be viewed in KI product specification tools. Requests to add laminates to the program can be submitted via the product modification request process. Please note, requests to add laminates to the program must include the laminate manufacturer's name, color/pattern number, and finish code. Edge options are limited to standard edge colors. If a matching edge is required, this will need to be requested through the product modification request process and may be subject to additional costs. Due to varying manufacturing processes and quality issues with some laminates, some requests may be denied. Extended lead times and minimum order quantities may apply on orders containing special laminates. Contact the product modification team for questions or additional information regarding special laminates and pricing.

Color Match

KI offers the additional option of color matching paint, polypropylene, or wood stain through Product Modification Requests. Contact customer service for details.

SPECIAL SERVICES

Special Carton Marking

With specially marked information N/C

Shipping

Ships **knocked down, FOB Bonduel, WI 54107, freight prepaid.** Freight class 125.

Specifications and prices are subject to change without prior notice.

MyPlace™ Pillar™ Tables

Inside Curve - 29" High w/Single Circuit



MyPlace™ Pillar™ Tables

Inside Curve - 29" High w/Single Circuit

			MODEL NUMBER									<div><div></div></div>									
			Basic Model	Edge Style	Power Option	Modesty Panel	Edge Color	Surface Finish	Paint Color	Grommet/Module Color	Base										
MODEL			A x B										Approx. Packaged Weight	74P Edge (74P)		Laminate Grade 2 add to list price	Laminate Grade 3 add to list price	Steel Modesty Panel add to list price	Laminate Modesty Panel add to list price		
<div><div><div></div><div>Steel Perforated Modesty Panel Shown</div></div></div> <div>PLPIC</div>	Inside Curve - 18”D <ul style="list-style-type: none">Two module/grommet per table unitVelcro wire managers, gangers and all electrical accessories (excluding infeed kits and table-to-table jumpers) are includedInfeed kits and table-to-table jumpers ordered separatelyTables are designed for maximum leg spacingGlides and casters are not interchangeable without changing the height of the tableGanger kit with 2 ganging hooks includedPost Leg at 29” high	18 x 102”	PLPIC18	<input type="checkbox"/> <input type="checkbox"/> <input type="checkbox"/>	<input type="checkbox"/> <input type="checkbox"/> <input type="checkbox"/> <input type="checkbox"/>	<input type="checkbox"/> <input type="checkbox"/> <input type="checkbox"/>	<input type="checkbox"/> <input type="checkbox"/>	<input type="checkbox"/> <input type="checkbox"/>	<input type="checkbox"/> <input type="checkbox"/>	<input type="checkbox"/> <input type="checkbox"/> <input type="checkbox"/> <input type="checkbox"/>	<input type="checkbox"/> <input type="checkbox"/>	0.0#	\$ 2014		\$ 100	\$ 675	\$ 347	\$ 1941			
<div>PLPIC</div>	Inside Curve - 24”D <ul style="list-style-type: none">Two module/grommet per table unitVelcro wire managers, gangers and all electrical accessories (excluding infeed kits and table-to-table jumpers) are includedInfeed kits and table-to-table jumpers ordered separatelyTables are designed for maximum leg spacingGlides and casters are not interchangeable without changing the height of the tableGanger kit with 2 ganging hooks includedPost Leg at 29” high	24 x 110”	PLPIC24	<input type="checkbox"/> <input type="checkbox"/> <input type="checkbox"/>	<input type="checkbox"/> <input type="checkbox"/> <input type="checkbox"/> <input type="checkbox"/>	<input type="checkbox"/> <input type="checkbox"/> <input type="checkbox"/>	<input type="checkbox"/> <input type="checkbox"/>	<input type="checkbox"/> <input type="checkbox"/>	<input type="checkbox"/> <input type="checkbox"/>	<input type="checkbox"/> <input type="checkbox"/> <input type="checkbox"/> <input type="checkbox"/>	<input type="checkbox"/> <input type="checkbox"/>	0.0#	\$ 2266		\$ 100	\$ 675	\$ 347	\$ 1941			
			A	B	C	D	E	F	G	H	I										

HOW TO ORDER

Indicate the following information on order form:

- Quantity of each item.
- Model number, including options. See "How To Build a Model Number".
- Any special service required.

Note:

- The ☐ indicates that a choice is required.
- The absence of the ☐ indicates that no choice is required.
- Alpha-numeric characters in place of ☐ indicate that no other alternatives are available.

HOW TO BUILD A MODEL NUMBER

- A**Select basic model.
- B**Select edge style.

74P - 74P edge
- C**Select power option.

PMA2 - Pattern modules, Nacre in-surface (2) ; add \$1260

PMB2 - Pattern modules, Dubbel under-surface (2) ; add \$815

PMD2 - Pattern modules, Dean in-surface (2) ; add \$983

PMO2 - Pattern modules, Node in-surface (2) ; add \$768
- D**Select modesty panel.

NMP - No modesty panel

LMP - Laminate modesty panel

SMP - Perforated steel modesty panel

See pricing column for full modesty panel upcharge.
- E**Select edge color.

- Refer to the **Product Color Options** page in this price list.
- F**Select surface finish.

Refer to the **Product Color Options** page in this price list.
- G**Select paint finish.

Refer to the **Product Color Options** page in this price list.

If chrome is specified with a steel modesty panel, modesty panel will be flannel.
- H**Select grommet/module color.

Refer to the **Product Color Options** page in this price list.
- I**Select base.

CST - Casters

GLD - Glides

Casters=2 locking/2 non-locking, black wheel, silver hub
- ## FINISH INFORMATION
- Additional Laminate Offering**

KI offers laminates beyond those offered in the standard offering. Laminates that are currently available in the program can be viewed in KI product specification tools. Requests to add laminates to the program can be submitted via the product modification request process. Please note, requests to add laminates to the program must include the laminate manufacturer's name, color/pattern number, and finish code. Edge options are limited to standard edge colors. If a matching edge is required, this will need to be requested through the product modification request process and may be subject to additional costs. Due to varying manufacturing processes and quality issues with some laminates, some requests may be denied. Extended lead times and minimum order quantities may apply on orders containing special laminates. Contact the product modification team for questions or additional information regarding special laminates and pricing.
- Color Match**

KI offers the additional option of color matching paint, polypropylene, or wood stain through Product Modification Requests. Contact customer service for details.
- INFORMATION**

Contact KI Customer Service for specific models that are UL listed.
- SPECIAL SERVICES**

Special Carton Marking

With specially marked information N/C

Shipping

Ships **knocked down, FOB Bonduel, WI 54107, freight prepaid.** Freight class 125.
- Specifications and prices are subject to change without prior notice.

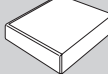
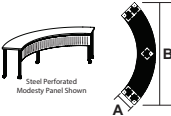
MyPlace™ Pillar™ Tables

Inside Curve - 36" High w/Single Circuit



MyPlace™ Pillar™ Tables

Inside Curve - 36" High w/Single Circuit

		MODEL NUMBER										<div></div>					
		Basic Model	Edge Style	Power Option	Modesty Panel	Edge Color	Surface Finish	Paint Color	Grommet/Module Color	Base							
MODEL		A x B									Approx. Packaged Weight	74P Edge (74P)	Laminate Grade 2 add to list price	Laminate Grade 3 add to list price	Steel Modesty Panel add to list price	Laminate Modesty Panel add to list price	
<div><p>Steel Perforated Modesty Panel Shown</p></div> <div>PLPIC</div>	Inside Curve - 18”D	18 x 102”	PLPIC18H36	<input type="checkbox"/> <input type="checkbox"/> <input type="checkbox"/>	<input type="checkbox"/> <input type="checkbox"/> <input type="checkbox"/> <input type="checkbox"/>	<input type="checkbox"/> <input type="checkbox"/> <input type="checkbox"/>	<input type="checkbox"/> <input type="checkbox"/>	<input type="checkbox"/> <input type="checkbox"/>	<input type="checkbox"/> <input type="checkbox"/> <input type="checkbox"/> <input type="checkbox"/>	<input type="checkbox"/> <input type="checkbox"/> <input type="checkbox"/>	0.0#	\$ 2065	\$ 100	\$ 675	\$ 347	\$ 1941	
	<ul style="list-style-type: none">• Velcro wire managers, gangers and all electrical accessories (excluding infeed kits and table-to-table jumpers) are included• Infeed kits and table-to-table jumpers ordered separately• Tables are designed for maximum leg spacing• Glides and casters are not interchangeable without changing the height of the table• Ganger kit with 2 ganging hooks included• Post Leg at 36” high																
PLPIC	Inside Curve - 24”D	24 x 110”	PLPIC24H36	<input type="checkbox"/> <input type="checkbox"/> <input type="checkbox"/>	<input type="checkbox"/> <input type="checkbox"/> <input type="checkbox"/> <input type="checkbox"/>	<input type="checkbox"/> <input type="checkbox"/> <input type="checkbox"/>	<input type="checkbox"/> <input type="checkbox"/> <input type="checkbox"/>	<input type="checkbox"/> <input type="checkbox"/>	<input type="checkbox"/> <input type="checkbox"/> <input type="checkbox"/> <input type="checkbox"/>	<input type="checkbox"/> <input type="checkbox"/> <input type="checkbox"/>	0.0#	\$ 2376	\$ 100	\$ 675	\$ 347	\$ 1941	
	<ul style="list-style-type: none">• Velcro wire managers, gangers and all electrical accessories (excluding infeed kits and table-to-table jumpers) are included• Infeed kits and table-to-table jumpers ordered separately• Tables are designed for maximum leg spacing• Glides and casters are not interchangeable without changing the height of the table• Ganger kit with 2 ganging hooks included• Post Leg at 36” high																
			A	B	C	D	E	F	G	H	I						

HOW TO ORDER

Indicate the following information on order form:

1. Quantity of each item.
2. Model number, including options. See "How To Build a Model Number".
3. Any special service required.

Note:

- The ☐ indicates that a choice is required.
- The absence of the ☐ indicates that no choice is required.
- Alpha-numeric characters in place of ☐ indicate that no other alternatives are available.

HOW TO BUILD A MODEL NUMBER

- A**Select basic model.
- B**Select edge style.

74P - 74P edge
- C**Select power option.

PMA2 - Pattern modules, Nacre in-surface (2) ; add \$1260

PMB2 - Pattern modules, Dubbel under-surface (2) ; add \$815

PMD2 - Pattern modules, Dean in-surface (2) ; add \$983

PMO2 - Pattern modules, Node in-surface (2) ; add \$768
- D**Select modesty panel.

NMP - No modesty panel

LMP - Laminate modesty panel

SMP - Perforated steel modesty panel

See pricing column for full modesty panel upcharge.
- E**Select edge color.

- Refer to the **Product Color Options** page in this price list.
- F**Select surface finish.

Refer to the **Product Color Options** page in this price list.
- G**Select paint finish.

Refer to the **Product Color Options** page in this price list.

If chrome is specified with a steel modesty panel, modesty panel will be flannel.
- H**Select grommet/module color.

Refer to the **Product Color Options** page in this price list.
- I**Select base.

CST - Casters

GLD - Glides

Casters=2 locking/2 non-locking, black wheel, silver hub
- ## FINISH INFORMATION
- Additional Laminate Offering**

KI offers laminates beyond those offered in the standard offering. Laminates that are currently available in the program can be viewed in KI product specification tools. Requests to add laminates to the program can be submitted via the product modification request process. Please note, requests to add laminates to the program must include the laminate manufacturer's name, color/pattern number, and finish code. Edge options are limited to standard edge colors. If a matching edge is required, this will need to be requested through the product modification request process and may be subject to additional costs. Due to varying manufacturing processes and quality issues with some laminates, some requests may be denied. Extended lead times and minimum order quantities may apply on orders containing special laminates. Contact the product modification team for questions or additional information regarding special laminates and pricing.
- Color Match**

KI offers the additional option of color matching paint, polypropylene, or wood stain through Product Modification Requests. Contact customer service for details.
- INFORMATION**

Contact KI Customer Service for specific models that are UL listed.
- SPECIAL SERVICES**

Special Carton Marking

With specially marked information N/C

Shipping

Ships **knocked down, FOB Bonduel, WI 54107, freight prepaid.** Freight class 125.
- Specifications and prices are subject to change without prior notice.

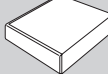
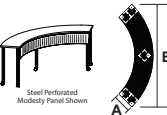
MyPlace™ Pillar™ Tables

Inside Curve - 42” High w/Single Circuit



MyPlace™ Pillar™ Tables

Inside Curve - 42” High w/Single Circuit

			MODEL NUMBER									<div></div>					
			Basic Model	Edge Style	Power Option	Modesty Panel	Edge Color	Surface Finish	Paint Color	Grommet/Module Color	Base						
MODEL	A x B										Approx. Packaged Weight	74P Edge (74P)	Laminate Grade 2 add to list price	Laminate Grade 3 add to list price	Steel Modesty Panel add to list price	Laminate Modesty Panel add to list price	
<div></div> <div>PLPIC</div>	Inside Curve - 18”D	18 x 102”	PLPIC18H42	<input type="checkbox"/> <input type="checkbox"/> <input type="checkbox"/>	<input type="checkbox"/> <input type="checkbox"/> <input type="checkbox"/> <input type="checkbox"/>	<input type="checkbox"/> <input type="checkbox"/> <input type="checkbox"/>	<input type="checkbox"/> <input type="checkbox"/>	<input type="checkbox"/>	<input type="checkbox"/>	<input type="checkbox"/> <input type="checkbox"/> <input type="checkbox"/> <input type="checkbox"/>	<input type="checkbox"/> <input type="checkbox"/> <input type="checkbox"/>	0.0#	\$ 2115	\$ 100	\$ 675	\$ 347	\$ 1941
	<ul style="list-style-type: none">• Velcro wire managers, gangers and all electrical accessories (excluding infeed kits and table-to-table jumpers) are included• Infeed kits and table-to-table jumpers ordered separately• Tables are designed for maximum leg spacing• Glides and casters are not interchangeable without changing the height of the table• Ganger kit with 2 ganging hooks included• Post Leg at 42” high																
PLPIC	Inside Curve - 24”D	24 x 110”	PLPIC24H42	<input type="checkbox"/> <input type="checkbox"/> <input type="checkbox"/>	<input type="checkbox"/> <input type="checkbox"/> <input type="checkbox"/> <input type="checkbox"/>	<input type="checkbox"/> <input type="checkbox"/> <input type="checkbox"/>	<input type="checkbox"/> <input type="checkbox"/>	<input type="checkbox"/>	<input type="checkbox"/>	<input type="checkbox"/> <input type="checkbox"/> <input type="checkbox"/> <input type="checkbox"/>	<input type="checkbox"/> <input type="checkbox"/> <input type="checkbox"/>	0.0#	\$ 2367	\$ 100	\$ 675	\$ 347	\$ 1941
	<ul style="list-style-type: none">• Velcro wire managers, gangers and all electrical accessories (excluding infeed kits and table-to-table jumpers) are included• Infeed kits and table-to-table jumpers ordered separately• Tables are designed for maximum leg spacing• Glides and casters are not interchangeable without changing the height of the table• Ganger kit with 2 ganging hooks included• Post Leg at 42” high																
			A	B	C	D	E	F	G	H	I						

HOW TO ORDER

Indicate the following information on order form:

1. Quantity of each item.
2. Model number, including options. See “How To Build a Model Number”.
3. Any special service required.

Note:

- The ☐ indicates that a choice is required.
- The absence of the ☐ indicates that no choice is required.
- Alpha-numeric characters in place of ☐ indicate that no other alternatives are available.

HOW TO BUILD A MODEL NUMBER

- A**Select basic model.
- B**Select edge style.

74P - 74P edge
- C**Select power option.

PMA2 - Pattern modules, Nacre in-surface (2) ; add \$1260

PMB2 - Pattern modules, Dubbel under-surface (2) ; add \$815

PMD2 - Pattern modules, Dean in-surface (2) ; add \$983

PMO2 - Pattern modules, Node in-surface (2) ; add \$768
- D**Select modesty panel.

NMP - No modesty panel

LMP - Laminate modesty panel

SMP - Perforated steel modesty panel

See pricing column for full modesty panel upcharge.
- E**Select edge color.

- Refer to the **Product Color Options** page in this price list.
- F**Select surface finish.

Refer to the **Product Color Options** page in this price list.
- G**Select paint finish.

Refer to the **Product Color Options** page in this price list.

If chrome is specified with a steel modesty panel, modesty panel will be flannel.
- H**Select grommet/module color.

Refer to the **Product Color Options** page in this price list.
- I**Select base.

CST - Casters

GLD - Glides

Casters=2 locking/2 non-locking, black wheel, silver hub
- ## FINISH INFORMATION
- Additional Laminate Offering**

KI offers laminates beyond those offered in the standard offering. Laminates that are currently available in the program can be viewed in KI product specification tools. Requests to add laminates to the program can be submitted via the product modification request process. Please note, requests to add laminates to the program must include the laminate manufacturer's name, color/pattern number, and finish code. Edge options are limited to standard edge colors. If a matching edge is required, this will need to be requested through the product modification request process and may be subject to additional costs. Due to varying manufacturing processes and quality issues with some laminates, some requests may be denied. Extended lead times and minimum order quantities may apply on orders containing special laminates. Contact the product modification team for questions or additional information regarding special laminates and pricing.
- Color Match**

KI offers the additional option of color matching paint, polypropylene, or wood stain through Product Modification Requests. Contact customer service for details.
- INFORMATION**

Contact KI Customer Service for specific models that are UL listed.
- SPECIAL SERVICES**

Special Carton Marking

With specially marked information N/C

Shipping

Ships **knocked down, FOB Bonduel, WI 54107, freight prepaid.** Freight class 125.
- Specifications and prices are subject to change without prior notice.

MyPlace™ Pillar™ Tables

Rectangular - 29" High w/Single Circuit, 18" and 24" Deep

MyPlace™ Pillar™ Tables

Rectangular - 29" High w/Single Circuit, 18" and 24" Deep

			MODEL NUMBER									<div><div></div><div>Approx. Packaged Weight</div><div>74P Edge (74P)</div></div> <div>Laminate Grade 2 add to list price</div> <div>Laminate Grade 3 add to list price</div> <div>Steel Modesty Panel add to list price</div> <div>Laminate Modesty Panel add to list price</div>												
			MODEL	A x B	Basic Model	Edge Style	Power Option	Modesty Panel	Edge Color	Surface Finish	Paint Color											Grommet/ Module Color	Base	
<div><div><div></div><div>Steel Perforated Modesty Panel Shown</div></div><div>PLPRM</div></div>	<div><div><div>A</div><div>B</div></div></div>	Rectangular Tables - 18"D	18 x 48"	PLPRM1848	<input type="checkbox"/> <input type="checkbox"/>	<input type="checkbox"/> <input type="checkbox"/> <input type="checkbox"/> <input type="checkbox"/>	<input type="checkbox"/> <input type="checkbox"/> <input type="checkbox"/>	<input type="checkbox"/> <input type="checkbox"/>	<input type="checkbox"/> <input type="checkbox"/>	<input type="checkbox"/> <input type="checkbox"/> <input type="checkbox"/> <input type="checkbox"/>	<input type="checkbox"/> <input type="checkbox"/>	0.0#	\$	756	\$	18	\$	115	\$	272	\$	334		
		<ul style="list-style-type: none">• Velcro wire managers, gangers and all electrical accessories (excluding infeed kits and table-to-table jumpers) are included• Infeed kits and table-to-table jumpers ordered separately• Tables are designed for maximum leg spacing• Glides and casters are not interchangeable without changing the height of the table• Ganger kit with 2 ganging hooks included• Post Leg at 29" high																						
PLPRM		Rectangular Tables - 24"D	24 x 48"	PLPRM2448	<input type="checkbox"/> <input type="checkbox"/>	<input type="checkbox"/> <input type="checkbox"/> <input type="checkbox"/> <input type="checkbox"/>	<input type="checkbox"/> <input type="checkbox"/> <input type="checkbox"/>	<input type="checkbox"/> <input type="checkbox"/>	<input type="checkbox"/> <input type="checkbox"/>	<input type="checkbox"/> <input type="checkbox"/> <input type="checkbox"/> <input type="checkbox"/>	<input type="checkbox"/> <input type="checkbox"/>	0.0#	\$	805	\$	18	\$	115	\$	272	\$	334		
		<ul style="list-style-type: none">• Velcro wire managers, gangers and all electrical accessories (excluding infeed kits and table-to-table jumpers) are included• Infeed kits and table-to-table jumpers ordered separately• Tables are designed for maximum leg spacing• Glides and casters are not interchangeable without changing the height of the table• Ganger kit with 2 ganging hooks included• Post Leg at 29" high																						
				A	B	C	D	E	F	G	H	I												

HOW TO ORDER

Indicate the following information on order form:

1. Quantity of each item.
2. Model number, including options. See "How To Build a Model Number".
3. Any special service required.

Note:

- The ☐ indicates that a choice is required.
- The absence of the ☐ indicates that no choice is required.
- Alpha-numeric characters in place of ☐ indicate that no other alternatives are available.

HOW TO BUILD A MODEL NUMBER

- A**Select basic model.
- B**Select edge style.

74P - 74P edge
- C**Select power option.

PMA1 - Pattern module, Nacre in-surface (1) ; add \$660

PMB1 - Pattern module, Dubbel under-surface (1) ; add \$408

PMD1 - Pattern module, Dean in-surface (1) ; add \$491

PMO1 - Pattern module, Node in-surface (1) ; add \$384
- D**Select modesty panel.

NMP - No modesty panel

LMP - Laminate modesty panel

SMP - Perforated steel modesty panel

See pricing column for full modesty panel upcharge.
- E**Select edge color.

- Refer to the **Product Color Options** page in this price list.
- F**Select surface finish.

Refer to the **Product Color Options** page in this price list.
- G**Select paint finish.

Refer to the **Product Color Options** page in this price list.

If chrome is specified with a steel modesty panel, modesty panel will be flannel.
- H**Select grommet/module color.

Refer to the **Product Color Options** page in this price list.
- I**Select base.

CST - Casters

GLD - Glides

Casters=2 locking/2 non-locking, black wheel, silver hub
- ## FINISH INFORMATION
- Additional Laminate Offering**

KI offers laminates beyond those offered in the standard offering. Laminates that are currently available in the program can be viewed in KI product specification tools. Requests to add laminates to the program can be submitted via the product modification request process. Please note, requests to add laminates to the program must include the laminate manufacturer's name, color/pattern number, and finish code. Edge options are limited to standard edge colors. If a matching edge is required, this will need to be requested through the product modification request process and may be subject to additional costs. Due to varying manufacturing processes and quality issues with some laminates, some requests may be denied. Extended lead times and minimum order quantities may apply on orders containing special laminates. Contact the product modification team for questions or additional information regarding special laminates and pricing.
- Color Match**

KI offers the additional option of color matching paint, polypropylene, or wood stain through Product Modification Requests. Contact customer service for details.
- INFORMATION**

Contact KI Customer Service for specific models that are UL listed.
- SPECIAL SERVICES**

Special Carton Marking

With specially marked information N/C

Shipping


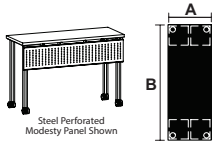
Ships **knocked down, FOB Bonduel, WI 54107, freight prepaid.** Freight class 125.
- Specifications and prices are subject to change without prior notice.

MyPlace™ Pillar™ Tables

Rectangular - 36" High w/Single Circuit, 18" and 24" Deep

MyPlace™ Pillar™ Tables

Rectangular - 36" High w/Single Circuit, 18" and 24" Deep

	A x B	MODEL NUMBER									Approx. Packaged Weight	 74P Edge (74P)		Laminate Grade 2 add to list price	Laminate Grade 3 add to list price	Steel Modesty Panel add to list price	Laminate Modesty Panel add to list price
		Basic Model	Edge Style	Power Option	Modesty Panel	Edge Color	Surface Finish	Paint Color	Grommet/Module Color	Base							
 PLPRM Rectangular Tables - 18"D <ul style="list-style-type: none">• Velcro wire managers, gangers and all electrical accessories (excluding infeed kits and table-to-table jumpers) are included• Infeed kits and table-to-table jumpers ordered separately• Tables are designed for maximum leg spacing• Glides and casters are not interchangeable without changing the height of the table• Ganger kit with 2 ganging hooks included• Post Leg at 36" high	18 x 48"	PLPRM1848H36	<input type="checkbox"/> <input type="checkbox"/> <input type="checkbox"/>	<input type="checkbox"/> <input type="checkbox"/> <input type="checkbox"/> <input type="checkbox"/>	<input type="checkbox"/> <input type="checkbox"/> <input type="checkbox"/>	<input type="checkbox"/> <input type="checkbox"/> <input type="checkbox"/>	<input type="checkbox"/> <input type="checkbox"/>	<input type="checkbox"/> <input type="checkbox"/>	<input type="checkbox"/> <input type="checkbox"/> <input type="checkbox"/> <input type="checkbox"/>	<input type="checkbox"/> <input type="checkbox"/> <input type="checkbox"/>	0.0#	\$ 794		\$ 18	\$ 115	\$ 272	\$ 334
 PLPRM Rectangular Tables - 24"D <ul style="list-style-type: none">• Velcro wire managers, gangers and all electrical accessories (excluding infeed kits and table-to-table jumpers) are included• Infeed kits and table-to-table jumpers ordered separately• Tables are designed for maximum leg spacing• Glides and casters are not interchangeable without changing the height of the table• Ganger kit with 2 ganging hooks included• Post Leg at 36" high	24 x 48"	PLPRM2448H36	<input type="checkbox"/> <input type="checkbox"/> <input type="checkbox"/>	<input type="checkbox"/> <input type="checkbox"/> <input type="checkbox"/> <input type="checkbox"/>	<input type="checkbox"/> <input type="checkbox"/> <input type="checkbox"/>	<input type="checkbox"/> <input type="checkbox"/> <input type="checkbox"/>	<input type="checkbox"/> <input type="checkbox"/>	<input type="checkbox"/> <input type="checkbox"/>	<input type="checkbox"/> <input type="checkbox"/> <input type="checkbox"/> <input type="checkbox"/>	<input type="checkbox"/> <input type="checkbox"/> <input type="checkbox"/>	0.0#	\$ 838		\$ 18	\$ 115	\$ 272	\$ 334
		A	B	C	D	E	F	G	H	I							

HOW TO ORDER

- Indicate the following information on order form:
1. Quantity of each item.
 2. Model number, including options. See "How To Build a Model Number".
 3. Any special service required.

Note: • The ☐ indicates that a choice is required.

- The absence of the ☐ indicates that no choice is required.
- Alpha-numeric characters in place of ☐ indicate that no other alternatives are available.

HOW TO BUILD A MODEL NUMBER

- A**Select basic model.
- B**Select edge style.
74P - 74P edge
- C**Select power option.
PMA1 - Pattern module, Nacre in-surface (1) ; add \$660
PMB1 - Pattern module, Dubbel un-der-surface (1) ; add \$408
PMD1 - Pattern module, Dean in-surface (1) ; add \$491
PMO1 - Pattern module, Node in-surface (1) ; add \$384
- D**Select modesty panel.
NMP - No modesty panel
LMP - Laminate modesty panel
SMP - Perforated steel modesty panel
See pricing column for full modesty panel upcharge.
- E**Select edge color.

- Refer to the **Product Color Options** page in this price list.
- F**Select surface finish.
Refer to the **Product Color Options** page in this price list.
- G**Select paint finish.
Refer to the **Product Color Options** page in this price list.
If chrome is specified with a steel modesty panel, modesty panel will be flannel.
- H**Select grommet/module color.
Refer to the **Product Color Options** page in this price list.
- I**Select base.
CST - Casters
GLD - Glides
Casters=2 locking/2 non-locking, black wheel, silver hub

FINISH INFORMATION

Additional Laminate Offering
KI offers laminates beyond those offered in the standard offering. Laminates that are currently available in the program can be viewed in KI product specification tools. Requests to add laminates to the program can be submitted via the product modification request process. Please note, requests to add laminates to the program must include the laminate manufacturer's name, color/pattern number, and finish code. Edge options are limited to standard edge colors. If a matching edge is required, this will need to be requested through the product modification request process and may be subject to additional costs. Due to varying manufacturing processes and quality issues with some laminates, some requests may be denied. Extended lead times and minimum order quantities may apply on orders containing special laminates. Contact the product modification team for questions or additional information regarding special laminates and pricing.

Color Match
KI offers the additional option of color matching paint, polypropylene, or wood stain through Product Modification Requests. Contact customer service for details.

INFORMATION
Contact KI Customer Service for specific models that are UL listed.

SPECIAL SERVICES

Special Carton Marking
With specially marked information N/C

Shipping
Ships **knocked down, FOB Bonduel, WI 54107, freight prepaid.** Freight class 125.

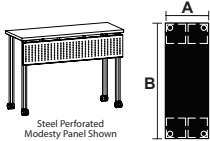
Specifications and prices are subject to change without prior notice.

MyPlace™ Pillar™ Tables

Rectangular - 42" High w/Single Circuit, 18" and 24" Deep

MyPlace™ Pillar™ Tables

Rectangular - 42" High w/Single Circuit, 18" and 24" Deep

	A x B	MODEL NUMBER									Approx. Packaged Weight	74P Edge (74P)				
		Basic Model	Edge Style	Power Option	Modesty Panel	Edge Color	Surface Finish	Paint Color	Grommet/Module Color	Base			Laminate Grade 2 add to list price	Laminate Grade 3 add to list price	Steel Modesty Panel add to list price	Laminate Modesty Panel add to list price
 PLPRM Rectangular Tables - 18”D <ul style="list-style-type: none">• Velcro wire managers, gangers and all electrical accessories (excluding infeed kits and table-to-table jumpers) are included• Infeed kits and table-to-table jumpers ordered separately• Tables are designed for maximum leg spacing• Glides and casters are not interchangeable without changing the height of the table• Ganger kit with 2 ganging hooks included• Post Leg at 42” high	18 x 48”	PLPRM1848H42	<input type="checkbox"/> <input type="checkbox"/> <input type="checkbox"/>	<input type="checkbox"/> <input type="checkbox"/> <input type="checkbox"/> <input type="checkbox"/>	<input type="checkbox"/> <input type="checkbox"/> <input type="checkbox"/>	<input type="checkbox"/> <input type="checkbox"/> <input type="checkbox"/>	<input type="checkbox"/> <input type="checkbox"/>	<input type="checkbox"/> <input type="checkbox"/>	<input type="checkbox"/> <input type="checkbox"/> <input type="checkbox"/> <input type="checkbox"/>	<input type="checkbox"/> <input type="checkbox"/> <input type="checkbox"/>	0.0#	\$ 835	\$ 18	\$ 115	\$ 272	\$ 334
 PLPRM Rectangular Tables - 24”D <ul style="list-style-type: none">• Velcro wire managers, gangers and all electrical accessories (excluding infeed kits and table-to-table jumpers) are included• Infeed kits and table-to-table jumpers ordered separately• Tables are designed for maximum leg spacing• Glides and casters are not interchangeable without changing the height of the table• Ganger kit with 2 ganging hooks included• Post Leg at 42” high	24 x 48”	PLPRM2448H42	<input type="checkbox"/> <input type="checkbox"/> <input type="checkbox"/>	<input type="checkbox"/> <input type="checkbox"/> <input type="checkbox"/> <input type="checkbox"/>	<input type="checkbox"/> <input type="checkbox"/> <input type="checkbox"/>	<input type="checkbox"/> <input type="checkbox"/> <input type="checkbox"/>	<input type="checkbox"/> <input type="checkbox"/>	<input type="checkbox"/> <input type="checkbox"/>	<input type="checkbox"/> <input type="checkbox"/> <input type="checkbox"/> <input type="checkbox"/>	<input type="checkbox"/> <input type="checkbox"/> <input type="checkbox"/>	0.0#	\$ 873	\$ 18	\$ 115	\$ 272	\$ 334
		A	B	C	D	E	F	G	H	I						

HOW TO ORDER

- Indicate the following information on order form:
1. Quantity of each item.
 2. Model number, including options. See “How To Build a Model Number”.
 3. Any special service required.

Note:

- The ☐ indicates that a choice is required.
- The absence of the ☐ indicates that no choice is required.
- Alpha-numeric characters in place of ☐ indicate that no other alternatives are available.

HOW TO BUILD A MODEL NUMBER

- A**Select basic model.
- B**Select edge style.
74P - 74P edge
- C**Select power option.
PMA1 - Pattern module, Nacre in-surface (1) ; add \$660
PMB1 - Pattern module, Dubbel un-der-surface (1) ; add \$408
PMD1 - Pattern module, Dean in-surface (1) ; add \$491
PMO1 - Pattern module, Node in-surface (1) ; add \$384
- D**Select modesty panel.
NMP - No modesty panel
LMP - Laminate modesty panel
SMP - Perforated steel modesty panel
See pricing column for full modesty panel upcharge.
- E**Select edge color.

- Refer to the **Product Color Options** page in this price list.
- F**Select surface finish.
Refer to the **Product Color Options** page in this price list.
- G**Select paint finish.
Refer to the **Product Color Options** page in this price list.
If chrome is specified with a steel modesty panel, modesty panel will be flannel.
- H**Select grommet/module color.
Refer to the **Product Color Options** page in this price list.
- I**Select base.
CST - Casters
GLD - Glides
Casters=2 locking/2 non-locking, black wheel, silver hub

FINISH INFORMATION

Additional Laminate Offering
KI offers laminates beyond those offered in the standard offering. Laminates that are currently available in the program can be viewed in KI product specification tools. Requests to add laminates to the program can be submitted via the product modification request process. Please note, requests to add laminates to the program must include the laminate manufacturer's name, color/pattern number, and finish code. Edge options are limited to standard edge colors. If a matching edge is required, this will need to be requested through the product modification request process and may be subject to additional costs. Due to varying manufacturing processes and quality issues with some laminates, some requests may be denied. Extended lead times and minimum order quantities may apply on orders containing special laminates. Contact the product modification team for questions or additional information regarding special laminates and pricing.

Color Match
KI offers the additional option of color matching paint, polypropylene, or wood stain through Product Modification Requests. Contact customer service for details.

INFORMATION
Contact KI Customer Service for specific models that are UL listed.

SPECIAL SERVICES
Special Carton Marking
With specially marked information N/C

Shipping
Ships **knocked down, FOB Bonduel, WI 54107, freight prepaid.** Freight class 125.

Specifications and prices are subject to change without prior notice.



1330 BELLEVUE STREET
GREEN BAY, WI 54302
800.424.2432 / KI.COM

KI is a trusted expert for furniture and wall systems around the globe.
USA | CANADA | MEXICO | UK | EUROPE | ASIA | MIDDLE EAST
© 2023 Krueger International, Inc. All Rights Reserved.